

**PURSUANT TO REGULATION 59A OF SECURITIES & EXCHANGE BOARD OF INDIA (MUTUAL FUNDS) REGULATIONS, 1996
MONTHLY PORTFOLIO STATEMENT OF ZERODHA NIFTY 1D RATE LIQUID ETF FOR JUNE 2024**

Name of the Instrument	ISIN	Rating / Industry	Quantity	Market value (Rs. in Lakhs)	% to NAV	YTM %
OTHERS						
TREPS / Reverse Repo Investments						
Clearing Corporation of India Limited				1,43,080.00	99.52%	6.73%
Total				1,43,080.00	99.52%	
Other Current Assets / (Liabilities)						
Net Receivable / Payable				684.47	0.48%	
Total				684.47	0.48%	
GRAND TOTAL (AUM)				1,43,764.47	100.00%	

Notes:

- (1) The aggregate value of illiquid equity shares of the Scheme and its percentage to Net Asset Value is Nil.
 (2) Option wise per unit Net Asset Values are as follows:

Option	As on 28 Jun 2024*	As on 31 May 2024
Direct Plan Growth Option	102.945	102.4554

* June 30, 2024 is a non business day, hence the NAV of previous business day, i.e 28 June, has been provided

(3) Details of Schemes having exposure in Derivatives is as follows :

- a. Hedging Positions through Futures as on June 30,2024 is Nil
 For the period ended June 30,2024 , hedging transactions through futures which have been squared off/expired is Nil.
 b. Other than Hedging Positions through Futures as on June 30,2024 is Nil.
 For the period ended June 30,2024 , non-hedging transactions through futures which have been squared off/expired is Nil.
 c. Hedging Positions through Options as on June 30,2024 is Nil.
 d. Other than Hedging Positions through Options as on June 30,2024 is Nil.
 e. Hedging Positions through swaps as on June 30,2024 is Nil.
 (4) Dividend declared for the Month ended June 30,2024 - Not Applicable
 (5) Bonus declared for the month ended June 30,2024 - Not Applicable
 (6) The total market value of investments in foreign securities / American Depository Receipts / Global Depository Receipts as on June 30,2024 is Nil.
 (7) Annualised Portfolio YTM : 6.73%
 (8) Macaulay Duration : 0.01 Years
 (9) The Average Maturity Period of the Portfolio is 1 Day.
 (10) Investment in Repo in Corporate Debt Securities during the month ended June 30,2024 is Nil.
 (11) No. of instances of deviation from valuation guidelines is Nil

This product is suitable for investors who are seeking*
 > Short Term savings solution
 > Investment in securities covered by NIFTY 1D Rate Index.
 > Degree of risk – LOW

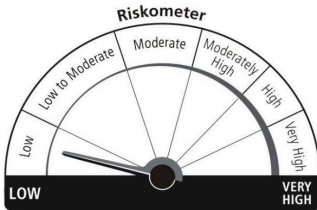
*Investors should consult their financial advisers if in doubt about whether the product is suitable for them.

Benchmark Riskometer- Nifty 1D Rate Index

Potential Risk Class ('PRC') Matrix of the Scheme

Credit Risk	Relatively Low (Class A)	Moderate (Class B)	Relatively High Class (Class C)
Interest Rate Risk			
Relatively Low (Class I)	A-1		
Moderate (Class II)			
Relatively High Class (Class III)			

Scheme Risk-O-Meter



Benchmark Risk-O-Meter



**PURSUANT TO REGULATION 59A OF SECURITIES & EXCHANGE BOARD OF INDIA (MUTUAL FUNDS) REGULATIONS, 1996
MONTHLY PORTFOLIO STATEMENT OF ZERODHA GOLD ETF FOR JUNE 2024**

Name of the Instrument	ISIN	Rating / Industry	Quantity	Market value (Rs. in Lakhs)	% to NAV	YTM %
OTHERS						
Gold						
Gold 1 Kg Bar (0.995 fineness)			81	5,796.60	96.58%	
Gold 100 Grams Bar (0.999 fineness)			6	43.11	0.72%	
TREPS / Reverse Repo Investments						
Clearing Corporation of India Limited				4.00	0.07%	6.73%
Total				5,843.71	0.97	
Other Current Assets / (Liabilities)						
Net Receivable / Payable				158.40	2.64%	
Total				158.40	2.64%	
GRAND TOTAL (AUM)				6,002.11	100.00%	

Notes:

- (1) The aggregate value of illiquid equity shares of the Scheme and its percentage to Net Asset Value is Nil.
 (2) Option wise per unit Net Asset Values are as follows:

Option	As on 28 Jun 2024 [®]	As on 31 May 2024
Direct Plan Growth Option	11.4773	11.5679

@ June 30, 2024 is a non business day, hence the NAV of previous business day, i.e 28 June, has been provided

(3) Details of Schemes having exposure in Derivatives is as follows :

- a. Hedging Positions through Futures as on June 30,2024 is Nil
 For the period ended June 30,2024 , hedging transactions through futures which have been squared off/expired is Nil.
- b. Other than Hedging Positions through Futures as on June 30,2024 is Nil.
 For the period ended June 30,2024 , non-hedging transactions through futures which have been squared off/expired is Nil.
- c. Hedging Positions through Options as on June 30,2024 is Nil.
- d. Other than Hedging Positions through Options as on June 30,2024 is Nil.
- e. Hedging Positions through swaps as on June 30,2024 is Nil.
- (4) Dividend declared for the month end June 30,2024 - Not Applicable
- (5) Bonus declared for the Month end June 30,2024 - Not Applicable
- (6) The total market value of investments in foreign securities / American Depository Receipts / Global Depository Receipts as on June 30,2024 is Nil.
- (7) Investment in Repo in Corporate Debt Securities during the month ended June 30,2024 is Nil.
- (8) No. of instances of deviation from valuation guidelines is Nil

This product is suitable for investors who are seeking*

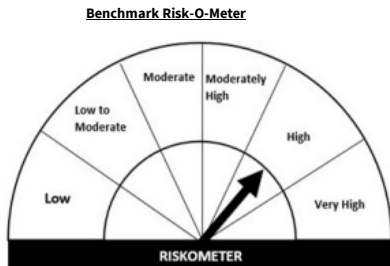
>Long term capital appreciation

>Investment in gold in order to generate returns similar to the performance of the gold, subject to tracking errors.

> Degree of risk – HIGH

**Investors should consult their financial advisers if in doubt about whether the product is suitable for them.*

Benchmark Riskometer- Domestic Prices of Physical Gold



**PURSUANT TO REGULATION 59A OF SECURITIES & EXCHANGE BOARD OF INDIA (MUTUAL FUNDS) REGULATIONS, 1996
MONTHLY PORTFOLIO STATEMENT OF ZERODHA NIFTY MIDCAP 150 ETF FOR JUNE 2024**

Name of the Instrument	ISIN	Rating / Industry ^A	Quantity	Market value (Rs. in Lakhs)	% to NAV	YTM %
EQUITY & EQUITY RELATED						
a) Listed/awaiting listing on Stock Exchanges						
Max Healthcare Institute Limited	INE027H01010	Healthcare Services	3,785	35.60	2.16%	
Suzlon Energy Limited	INE040H01021	Electrical Equipment	54,385	28.75	1.74%	
The Indian Hotels Company Limited	INE053A01029	Leisure Services	4,450	27.81	1.69%	
Cummins India Limited	INE298A01020	Industrial Products	696	27.61	1.68%	
Tube Investments of India Limited	INE974X01010	Auto Components	545	23.21	1.41%	
CG Power and Industrial Solutions Limited	INE067A01029	Electrical Equipment	3,287	23.16	1.41%	
Dixon Technologies (India) Limited	INE935N01020	Consumer Durables	193	23.10	1.40%	
Persistent Systems Ltd	INE262H01021	IT - Software	536	22.73	1.38%	
Yes Bank Limited	INE528G01035	Banks	93,151	22.07	1.34%	
Bharat Forge Limited	INE465A01025	Auto Components	1,312	21.91	1.33%	
The Federal Bank Limited	INE171A01029	Banks	12,172	21.57	1.31%	
PB Fintech Limited	INE417T01026	Financial Technology (Fintech)	1,542	21.55	1.31%	
Macrotech Developers Limited	INE670K01029	Realty	1,427	21.46	1.30%	
HDFC ASSET MANAGEMENT COMPANY Limited	INE127D01025	Capital Markets	514	20.53	1.25%	
Lupin Limited	INE326A01037	Pharmaceuticals & Biotechnology	1,238	20.07	1.22%	
Bharat Heavy Electricals Limited	INE257A01026	Electrical Equipment	6,603	19.87	1.21%	
Supreme Industries Limited	INE195A01028	Industrial Products	332	19.77	1.20%	
JSW Energy Limited	INE121E01018	Power	2,687	19.74	1.20%	
Vodafone Idea Limited	INE669E01016	Telecom - Services	1,07,849	19.29	1.17%	
AU Small Finance Bank Limited	INE949L01017	Banks	2,855	19.19	1.16%	
Godrej Properties Limited	INE484J01027	Realty	584	18.73	1.14%	
Coforge Limited	INE591G01017	IT - Software	338	18.45	1.12%	
BSE Limited	INE118H01025	Capital Markets	693	17.90	1.09%	
Ashok Leyland Limited	INE208A01029	Agricultural Commercial & Construction Vehicles	7,374	17.84	1.08%	
Aurobindo Pharma Limited	INE406A01037	Pharmaceuticals & Biotechnology	1,441	17.40	1.06%	
Volta Limited	INE226A01021	Consumer Durables	1,170	17.22	1.05%	
Phoenix Mills Limited	INE211B01039	Realty	476	17.08	1.04%	
IDFC First Bank Limited	INE092T01019	Banks	20,313	16.69	1.01%	
Hindustan Petroleum Corporation Limited	INE094A01015	Petroleum Products	4,907	16.30	0.99%	
Sundaram Finance Limited	INE660A01013	Finance	347	16.28	0.99%	
Indus Towers Limited	INE121J01017	Telecom - Services	4,281	16.07	0.98%	
NHPC Limited	INE848E01016	Power	15,960	16.07	0.98%	
POLYCAB INDIA Limited	INE455K01017	Industrial Products	238	16.04	0.97%	
PI Industries Limited	INE603J01030	Fertilizers & Agrochemicals	412	15.65	0.95%	
Astral Limited	INE006I01046	Industrial Products	633	15.07	0.91%	
UPL Limited	INE628A01036	Fertilizers & Agrochemicals	2,577	14.71	0.89%	
Container Corporation of India Limited	INE111A01025	Transport Services	1,405	14.65	0.89%	
NMDC Limited	INE584A01023	Minerals & Mining	5,857	14.41	0.87%	
APL Apollo Tubes Limited	INE702C01027	Industrial Products	910	14.15	0.86%	
Prestige Estates Projects Limited	INE811K01011	Realty	719	13.61	0.83%	
KPIT Technologies Limited	INE041I01011	IT - Software	828	13.54	0.82%	
JSL STAINLESS LTD	INE220G01021	Ferrous Metals	1,645	13.53	0.82%	
Sona BLW Precision Forgings Limited	INE073K01018	Auto Components	2,104	13.49	0.82%	
Union Bank of India	INE692A01016	Banks	9,781	13.37	0.81%	
Oil India Limited	INE274J01014	Oil	1,834	13.26	0.80%	
Balkrishna Industries Limited	INE787D01026	Auto Components	406	13.11	0.80%	
MRF Limited	INE883A01011	Auto Components	10	12.95	0.79%	
Torrent Power Limited	INE813H01021	Power	862	12.92	0.78%	
Alkem Laboratories Limited	INE540L01014	Pharmaceuticals & Biotechnology	257	12.83	0.78%	
Fortis Healthcare Limited	INE061F01013	Healthcare Services	2,669	12.69	0.77%	
Petronet LNG Limited	INE347G01014	Gas	3,844	12.69	0.77%	
KEI INDUSTRIES LTD-INR 2 DEMAT EQ-INR 2	INE878B01027	Industrial Products	286	12.64	0.77%	
Solar Industries India Limited	INE343H01029	Chemicals & Petrochemicals	125	12.53	0.76%	
Tata Elxsi Limited	INE670A01012	IT - Software	178	12.46	0.76%	
LIC Housing Finance Limited	INE115A01026	Finance	1,550	12.35	0.75%	
GMR Infrastructure Limited	INE776C01039	Transport Infrastructure	12,683	12.25	0.74%	
Max Financial Services Limited	INE180A01020	Insurance	1,255	12.19	0.74%	
FSN E-Commerce Ventures Limited	INE388Y01029	Retailing	6,879	12.14	0.74%	
Page Industries Limited	INE761H01022	Textiles & Apparels	31	12.12	0.74%	
Rail Vikas Nigam Limited	INE415G01027	Construction	2,885	12.02	0.73%	
Oracle Financial Services Software Limited	INE881D01027	IT - Software	119	11.76	0.71%	
Tata Communications Limited	INE151A01013	Telecom - Services	598	11.09	0.67%	
Jubilant Foodworks Limited	INE797F01020	Leisure Services	1,961	11.05	0.67%	
Steel Authority of India Limited	INE114A01011	Ferrous Metals	7,409	11.01	0.67%	
Oberoi Realty Limited	INE093I01010	Realty	596	10.52	0.64%	
Mphasis Limited	INE356A01018	IT - Software	426	10.46	0.64%	
Thermax Limited	INE152A01029	Electrical Equipment	195	10.43	0.63%	
Mankind Pharma Ltd	INE634S01028	Pharmaceuticals & Biotechnology	472	10.05	0.61%	
Muthoot Finance Limited	INE414G01012	Finance	555	9.97	0.60%	
Minda Industries Ltd	INE405E01023	Auto Components	912	9.96	0.60%	
Schaeffler India Limited	INE513A01022	Auto Components	208	9.86	0.60%	
Indian Bank	INE562A01011	Banks	1,794	9.79	0.59%	
Coromandel International Limited	INE169A01031	Fertilizers & Agrochemicals	603	9.65	0.59%	
Carborundum Universal Limited	INE120A01034	Industrial Products	565	9.43	0.57%	
JK Cement Limited	INE823G01014	Cement & Cement Products	213	9.35	0.57%	
Apollo Tyres Limited	INE438A01022	Auto Components	1,692	9.17	0.56%	
Mahindra & Mahindra Financial Services Limited	INE774D01024	Finance	3,039	9.14	0.55%	
ACC Limited	INE012A01025	Cement & Cement Products	346	9.06	0.55%	
Linde India Limited	INE473A01011	Chemicals & Petrochemicals	109	9.05	0.55%	
Indraprastha Gas Limited	INE203G01027	Gas	1,793	9.03	0.55%	
Delhivery Ltd	INE148O01028	Transport Services	2,195	8.78	0.53%	
Tata Chemicals Limited	INE092A01019	Chemicals & Petrochemicals	796	8.78	0.53%	
Deepak Nitrite Limited	INE288B01029	Chemicals & Petrochemicals	349	8.73	0.53%	
Hindustan Zinc Limited	INE267A01025	Non - Ferrous Metals	1,299	8.70	0.53%	
Aditya Birla Capital Limited	INE674K01013	Finance	3,600	8.59	0.52%	
Bandhan Bank Limited	INE545U01014	Banks	4,210	8.58	0.52%	
Laurus Labs Limited	INE947Q01028	Pharmaceuticals & Biotechnology	2,017	8.56	0.52%	
AIA Engineering Limited	INE212H01026	Industrial Products	203	8.48	0.51%	
Biocon Limited	INE376G01013	Pharmaceuticals & Biotechnology	2,276	7.99	0.48%	
Procter & Gamble Hygiene and Health Care Limited	INE179A01014	Personal Products	48	7.97	0.48%	
KALYAN JEWELLERS INDIA LTD	INE303R01014	Consumer Durables	1,584	7.94	0.48%	
IPCA Laboratories Limited	INE571A01038	Pharmaceuticals & Biotechnology	689	7.78	0.47%	
SKF India Limited	INE640A01023	Industrial Products	119	7.70	0.47%	

Patanjali Foods Limited	INE619A01035	Agricultural Food & other Products	482	7.67	0.47%
Bank of India	INE084A01016	Banks	6,300	7.59	0.46%
United Breweries Limited	INE686F01025	Beverages	379	7.53	0.46%
Bharat Dynamics Limited	INE171Z01026	Aerospace & Defense	469	7.49	0.45%
Abbott India Limited	INE358A01014	Pharmaceuticals & Biotechnology	27	7.46	0.45%
Sundram Fasteners Limited	INE387A01021	Auto Components	549	7.43	0.45%
L&T Finance Limited	INE498L01015	Finance	4,083	7.40	0.45%
Dalmia Bharat Limited	INE00R701025	Cement & Cement Products	403	7.31	0.44%
Zee Entertainment Enterprises Limited	INE256A01028	Entertainment	4,726	7.17	0.44%
Escorts Kubota Limited	INE042A01014	Agricultural Commercial & Construction Vehicles	169	7.01	0.43%
Emami Limited	INE548C01032	Personal Products	1,006	6.93	0.42%
L&T Technology Services Limited	INE010V01017	IT - Services	140	6.87	0.42%
TIMKEN INDIA LTD	INE325A01013	Industrial Products	158	6.76	0.41%
One 97 Communications Limited	INE982J01020	Financial Technology (Fintech)	1,662	6.68	0.41%
Mazagon Dock Shipbuilders Limited	INE249Z01012	Industrial Manufacturing	155	6.64	0.40%
Syngene International Limited	INE398R01022	Healthcare Services	928	6.59	0.40%
Grindwell Norton Limited	INE536A01023	Industrial Products	238	6.51	0.39%
Motherson Sumi Wiring India Limited	INE0FS801015	Auto Components	8,610	6.48	0.39%
Gland Pharma Limited	INE068V01023	Pharmaceuticals & Biotechnology	354	6.46	0.39%
Gujarat Fluorochemicals Limited	INE09N301011	Chemicals & Petrochemicals	202	6.45	0.39%
Honeywell Automation India Limited	INE671A01010	Industrial Manufacturing	11	6.24	0.38%
Kajaria Ceramics Limited	INE217B01036	Consumer Durables	424	5.97	0.36%
Poonawalla Fincorp Limited	INE511C01022	Finance	1,429	5.85	0.35%
Piramal Enterprises Limited	INE140A01024	Finance	612	5.67	0.34%
Gujarat Gas Limited	INE844O01030	Gas	882	5.54	0.34%
GlaxoSmithKline Pharmaceuticals Limited	INE159A01016	Pharmaceuticals & Biotechnology	208	5.51	0.33%
The Ramco Cements Limited	INE331A01037	Cement & Cement Products	653	5.46	0.33%
Aditya Birla Fashion and Retail Limited	INE647O01011	Retailing	1,716	5.36	0.33%
Atul Limited	INE100A01010	Chemicals & Petrochemicals	81	5.25	0.32%
CRISIL Limited	INE007A01025	Finance	123	5.23	0.32%
Dr. Lal Path Labs Limited	INE600L01024	Healthcare Services	188	5.23	0.32%
3M India Limited	INE470A01017	Diversified	14	5.15	0.31%
Ajanta Pharmaceuticals Limited	INE031B01049	Pharmaceuticals & Biotechnology	223	5.10	0.31%
Bata India Limited	INE176A01028	Consumer Durables	329	4.98	0.30%
Star Health & Allied Insurance Limited	INE575P01011	Insurance	870	4.86	0.29%
Endurance Technologies Limited	INE913H01037	Auto Components	180	4.82	0.29%
SJVN Limited	INE002L01015	Power	3,625	4.77	0.29%
General Insurance Corporation Of India	INE481Y01014	Insurance	1,258	4.76	0.29%
Bayer Cropsience Limited	INE462A01022	Fertilizers & Agrochemicals	64	4.30	0.26%
JSW Infrastructure Ltd	INE880J01026	Transport Infrastructure	1,294	4.25	0.26%
Lloyds Metals & Energy Ltd	INE281B01032	Ferrous Metals	569	4.17	0.25%
K.P.R. Mill Limited	INE930H01031	Textiles & Apparels	456	4.02	0.24%
Tata Technologies Ltd	INE142M01025	IT - Services	374	3.82	0.23%
ZF Commercial Vehicle Control Systems India Limited	INE342J01019	Auto Components	24	3.73	0.23%
Devyani International Limited	INE872J01023	Leisure Services	2,039	3.36	0.20%
Bank of Maharashtra	INE457A01014	Banks	5,092	3.30	0.20%
FERTILIZERS & CHEMICALS TRAVANCORE LIMIT	INE188A01015	Fertilizers & Agrochemicals	332	3.28	0.20%
Vedant Fashions Private Limited	INE825V01034	Retailing	311	3.27	0.20%
Sun TV Network Limited	INE424H01027	Entertainment	424	3.19	0.19%
ICICI Securities Limited	INE763G01038	Capital Markets	415	3.14	0.19%
Sumitomo Chemical India Limited	INE258G01013	Fertilizers & Agrochemicals	640	3.07	0.19%
The New India Assurance Company Limited	INE470Y01017	Insurance	1,269	3.01	0.18%
Godrej Industries Limited	INE233A01035	Diversified	327	2.80	0.17%
Kansal Nerolac Paints Limited	INE531A01024	Consumer Durables	1,037	2.80	0.17%
Adani Wilmar Limited	INE699H01024	Agricultural Food & other Products	801	2.66	0.16%
IDBI Bank Limited	INE008A01015	Banks	2,761	2.32	0.14%
Metro Brands Limited	INE317I01021	Consumer Durables	153	1.88	0.11%
Total				1,645.35	99.86%
b) Unlisted				NIL	NIL
c) Foreign Securities and /or overseas ETF				NIL	NIL
DEBT INSTRUMENTS					
a) Listed/awaiting listing on the stock exchanges				NIL	NIL
b) Privately Placed/Unlisted				NIL	NIL
c) Securitised Debt Instruments				NIL	NIL
d) Central Government Securities				NIL	NIL
e) State Government Securities				NIL	NIL
MONEY MARKET INSTRUMENTS					
a) Commercial Paper				NIL	NIL
b) Certificate of Deposits				NIL	NIL
c) Treasury Bills				NIL	NIL
Total				NIL	NIL
d) Bills Re- Discounting				NIL	NIL
OTHERS					
a) Mutual Fund Units / Exchange Traded Funds				NIL	NIL
b) Short Term Deposits				NIL	NIL
c) Term Deposits Placed as Margins				NIL	NIL
d) TREPS / Reverse Repo Investments					
Clearing Corporation of India Limited				1.00	0.06%
Total				1.00	0.06%
Other Current Assets / (Liabilities)					
Net Receivable / Payable				1.32	0.08%
Total				1.32	0.08%
GRAND TOTAL (AUM)				1,647.67	100.00%

6.73%

Industry classification as recommended by AMFI and wherever not available, internal classification has been used.

Notes:

- (1) The aggregate value of illiquid equity shares of the Scheme and its percentage to Net Asset Value is Nil.
- (2) Option wise per unit Net Asset Values are as follows:

Option	As on 28 Jun 2024@	As on 31 May 2024
Direct Plan Growth Option	10.2528	NA*

@ June 30, 2024 is a non business day, hence the NAV of previous business day, i.e.28 June, has been provided
* The Scheme was not live as of 31st May, 2024 hence NAV is not applicable

- (3) Details of Schemes having exposure in Derivatives is as follows :
 - a. Hedging Positions through Futures as on June 30,2024 is Nil
For the period ended June 30,2024 , hedging transactions through futures which have been squared off/expired is Nil.
 - b. Other than Hedging Positions through Futures as on June 30,2024 is Nil.
For the period ended June 30,2024 , non-hedging transactions through futures which have been squared off/expired is Nil.
 - c. Hedging Positions through Options as on June 30,2024 is Nil.
 - d. Other than Hedging Positions through Options as on June 30,2024 is Nil.
 - e. Hedging Positions through swaps as on June 30,2024 is Nil.
- (4) Dividend declared for the month end June 30,2024 - Not Applicable
- (5) Bonus declared for the Month end June 30,2024 - Not Applicable
- (6) The total market value of investments in foreign securities / American Depository Receipts / Global Depository Receipts as on June 30,2024 is Nil.
- (7) The portfolio turnover ratio of the Scheme for the month ended June 30,2024 is 0.01 times.
- (8) Investment in Repo in Corporate Debt Securities during the month ended June 30,2024 is Nil.
- (9) No. of instances of deviation from valuation guidelines is Nil

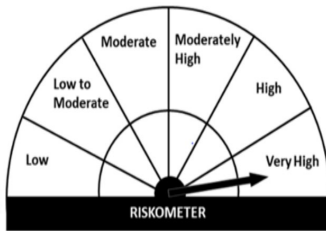
This product is suitable for investors who are seeking*
 > Long term capital growth

 > Investment in equity and equity related securities covered by Nifty Midcap 150 Index TRI

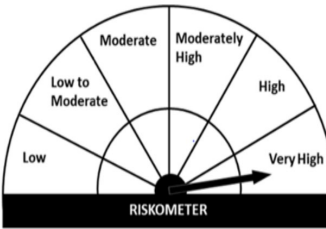
 > Degree of risk – **VERY HIGH**
**Investors should consult their financial advisers if in doubt about whether the product is suitable for them.*

Benchmark Riskometer- Nifty Midcap 150 Index TRI

Scheme Risk-O-Meter



Benchmark Risk-O-Meter



PURSUANT TO REGULATION 59A OF SECURITIES & EXCHANGE BOARD OF INDIA (MUTUAL FUNDS) REGULATIONS, 1996
MONTHLY PORTFOLIO STATEMENT OF ZERODHA NIFTY 100 ETF FOR JUNE 2024

Name of the Instrument	ISIN	Rating / Industry [^]	Quantity	Market value (Rs. in Lakhs)	% to NAV	YTM %
EQUITY & EQUITY RELATED						
a) Listed/awaiting listing on Stock Exchanges						
HDFC Bank Limited	INE040A01034	Banks	9,780	164.68	9.55%	
Reliance Industries Limited	INE002A01018	Petroleum Products	4,392	137.50	7.97%	
ICICI Bank Limited	INE090A01021	Banks	9,136	109.60	6.35%	
Infosys Limited	INE009A01021	IT - Software	4,690	73.48	4.26%	
Larsen & Toubro Limited	INE018A01030	Construction	1,517	53.83	3.12%	
Tata Consultancy Services Limited	INE467B01029	IT - Software	1,315	51.34	2.98%	
ITC Limited	INE154A01025	Diversified FMCG	11,996	50.97	2.95%	
Bharti Airtel Limited	INE397D01024	Telecom - Services	3,473	50.15	2.91%	
Axis Bank Limited	INE238A01034	Banks	3,691	46.70	2.71%	
State Bank of India	INE062A01020	Banks	4,983	42.30	2.45%	
Mahindra & Mahindra Limited	INE101A01026	Automobiles	1,259	36.09	2.09%	
Kotak Mahindra Bank Limited	INE237A01028	Banks	1,910	34.43	2.00%	
Hindustan Unilever Limited	INE030A01027	Diversified FMCG	1,159	28.66	1.66%	
Bajaj Finance Limited	INE296A01024	Finance	361	25.69	1.49%	
NTPC Limited	INE733E01010	Power	6,169	23.34	1.35%	
Tata Motors Limited	INE155A01022	Automobiles	2,287	22.64	1.31%	
Sun Pharmaceutical Industries Limited	INE044A01036	Pharmaceuticals & Biotechnology	1,401	21.31	1.24%	
Maruti Suzuki India Limited	INE585B01010	Automobiles	171	20.58	1.19%	
HCL Technologies Limited	INE860A01027	IT - Software	1,374	20.05	1.16%	
Power Grid Corporation of India Limited	INE752E01010	Power	5,917	19.58	1.14%	
Tata Steel Limited	INE081A01020	Ferrous Metals	10,698	18.62	1.08%	
Titan Company Limited	INE280A01028	Consumer Durables	541	18.42	1.07%	
UltraTech Cement Limited	INE481G01011	Cement & Cement Products	149	17.39	1.01%	
Asian Paints Limited	INE021A01026	Consumer Durables	585	17.06	0.99%	
Zomato Limited	INE758T01015	Retailing	8,023	16.09	0.93%	
Trent Limited	INE849A01020	Retailing	286	15.67	0.91%	
Jio Financial Services Limited	INE758E01017	Finance	4,289	15.36	0.89%	
Bharat Electronics Limited	INE263A01024	Aerospace & Defense	4,650	14.22	0.82%	
Adani Ports and Special Economic Zone Limited	INE742F01042	Transport Infrastructure	953	14.09	0.82%	
Coal India Limited	INE522F01014	Consumable Fuels	2,960	14.01	0.81%	
Oil & Natural Gas Corporation Limited	INE213A01029	Oil	5,063	13.88	0.80%	
Bajaj Auto Limited	INE917I01010	Automobiles	145	13.78	0.80%	
Hindalco Industries Limited	INE038A01020	Non - Ferrous Metals	1,896	13.15	0.76%	
Hindustan Aeronautics Limited	INE066F01020	Aerospace & Defense	243	12.79	0.74%	
Grasim Industries Limited	INE047A01021	Cement & Cement Products	478	12.76	0.74%	
IndusInd Bank Limited	INE095A01012	Banks	859	12.58	0.73%	
Nestle India Limited	INE239A01024	Food Products	463	11.81	0.68%	
Tech Mahindra Limited	INE669C01036	IT - Software	825	11.80	0.68%	
JSW Steel Limited	INE019A01038	Ferrous Metals	1,238	11.53	0.67%	
Bajaj Finserv Limited	INE918I01026	Finance	704	11.18	0.65%	
Adani Enterprises Limited	INE423A01024	Metals & Minerals Trading	340	10.80	0.63%	
Shriram Finance Ltd	INE721A01013	Finance	361	10.51	0.61%	
Varun Beverages Limited	INE200M01021	Beverages	624	10.17	0.59%	
Dr. Reddys Laboratories Limited	INE089A01023	Pharmaceuticals & Biotechnology	158	10.12	0.59%	
Cipla Limited	INE059A01026	Pharmaceuticals & Biotechnology	681	10.08	0.58%	
Tata Power Company Limited	INE245A01021	Power	2,199	9.69	0.56%	
Wipro Limited	INE075A01022	IT - Software	1,833	9.44	0.55%	
Hero MotoCorp Limited	INE158A01026	Automobiles	168	9.37	0.54%	
Avenue Supermarts Limited	INE192R01011	Retailing	194	9.15	0.53%	
Power Finance Corporation Limited	INE134E01011	Finance	1,885	9.14	0.53%	
InterGlobe Aviation Limited	INE646L01027	Transport Services	215	9.09	0.53%	
Tata Consumer Products Limited	INE192A01025	Agricultural Food & other Products	816	8.96	0.52%	
Siemens Limited	INE003A01024	Electrical Equipment	115	8.86	0.51%	
SBI Life Insurance Company Limited	INE123W01016	Insurance	585	8.73	0.51%	
Adani Power Limited	INE814H01011	Power	1,201	8.63	0.50%	
Adani Green Energy Limited	INE364U01010	Power	473	8.46	0.49%	
REC Limited	INE020B01018	Finance	1,607	8.44	0.49%	
Britannia Industries Limited	INE216A01030	Food Products	153	8.38	0.49%	
Vedanta Limited	INE205A01025	Diversified Metals	1,834	8.33	0.48%	
Eicher Motors Limited	INE066A01021	Automobiles	177	8.27	0.48%	
HDFC Life Insurance Company Limited	INE795G01014	Insurance	1,368	8.14	0.47%	
Apollo Hospitals Enterprise Limited	INE437A01024	Healthcare Services	130	8.04	0.47%	
Indian Oil Corporation Limited	INE242A01010	Petroleum Products	4,767	7.90	0.46%	
Cholamandalam Investment and Finance Company Limited	INE121A01024	Finance	545	7.76	0.45%	
Bharat Petroleum Corporation Limited	INE029A01011	Petroleum Products	2,535	7.71	0.45%	
GAIL (India) Limited	INE129A01019	Gas	3,500	7.68	0.45%	
Divi's Laboratories Limited	INE361B01024	Pharmaceuticals & Biotechnology	165	7.58	0.44%	
TVS Motor Company Limited	INE494B01023	Automobiles	302	7.14	0.41%	
DLF Limited	INE271C01023	Realty	835	6.89	0.40%	
Info Edge (India) Limited	INE663F01024	Retailing	100	6.79	0.39%	
Godrej Consumer Products Limited	INE102D01028	Personal Products	491	6.76	0.39%	
Samvardhana Motherson International Limited	INE775A01035	Auto Components	3,519	6.70	0.39%	
Bank of Baroda	INE028A01039	Banks	2,417	6.66	0.39%	
LTIMindtree Ltd	INE214T01019	IT - Software	119	6.41	0.37%	
Pidilite Industries Limited	INE318A01026	Chemicals & Petrochemicals	198	6.25	0.36%	
Havells India Limited	INE176B01034	Consumer Durables	325	5.92	0.34%	
ABB India Limited	INE117A01022	Electrical Equipment	68	5.77	0.33%	
ICICI Lombard General Insurance Company Limited	INE765G01017	Insurance	313	5.60	0.32%	
Canara Bank	INE476A01022	Banks	4,345	5.19	0.30%	
Ambuja Cements Limited	INE079A01024	Cement & Cement Products	765	5.13	0.30%	
Jindal Steel & Power Limited	INE749A01030	Ferrous Metals	476	4.97	0.29%	
Colgate Palmolive (India) Limited	INE259A01022	Personal Products	173	4.92	0.29%	
United Spirits Limited	INE854D01024	Beverages	376	4.80	0.28%	
Bajaj Holdings & Investments Limited	INE118A01012	Finance	56	4.78	0.28%	
Punjab National Bank	INE160A01022	Banks	3,849	4.74	0.28%	
Shree Cement Limited	INE070A01015	Cement & Cement Products	17	4.74	0.27%	
SRF Limited	INE647A01010	Chemicals & Petrochemicals	188	4.58	0.27%	
Dabur India Limited	INE016A01026	Personal Products	756	4.54	0.26%	
Indian Railway Finance Corporation Limited	INE053F01010	Finance	2,368	4.12	0.24%	
Marico Limited	INE196A01026	Agricultural Food & other Products	672	4.12	0.24%	
Tata Motors Limited	INE9155A01020	Automobiles	607	4.04	0.23%	
Adani Energy Solutions Limited	INE931S01010	Power	391	3.90	0.23%	
Indian Railway Catering & Tourism Corporation Limited	INE335Y01020	Leisure Services	394	3.90	0.23%	

Bosch Limited	INE323A01026	Auto Components	11	3.75	0.22%	
Zydus Lifesciences Limited	INE010B01027	Pharmaceuticals & Biotechnology	326	3.50	0.20%	
Torrent Pharmaceuticals Limited	INE685A01028	Pharmaceuticals & Biotechnology	118	3.29	0.19%	
Adani Gas Limited	INE399L01023	Gas	355	3.18	0.18%	
ICICI Prudential Life Insurance Company Limited	INE726G01019	Insurance	503	3.05	0.18%	
SBI Cards & Payment Services Limited	INE018E01016	Finance	381	2.76	0.16%	
Life Insurance Corp of India	INE01Y01017	Insurance	246	2.43	0.14%	
Berger Paints (I) Limited	INE463A01038	Consumer Durables	361	1.82	0.11%	
Total				1,721.68	99.80%	
b) Unlisted				NIL	NIL	
c) Foreign Securities and /or overseas ETF				NIL	NIL	
DEBT INSTRUMENTS						
a) Listed/awaiting listing on the stock exchanges				NIL	NIL	
b) Privately Placed/Unlisted				NIL	NIL	
c) Securitised Debt Instruments				NIL	NIL	
d) Central Government Securities				NIL	NIL	
e) State Government Securities				NIL	NIL	
MONEY MARKET INSTRUMENTS						
a) Commercial Paper				NIL	NIL	
b) Certificate of Deposits				NIL	NIL	
c) Treasury Bills				NIL	NIL	
Total				NIL	NIL	
d) Bills Re- Discounting				NIL	NIL	
OTHERS						
a) Mutual Fund Units / Exchange Traded Funds				NIL	NIL	
b) Short Term Deposits				NIL	NIL	
c) Term Deposits Placed as Margins				NIL	NIL	
d) TREPS / Reverse Repo Investments						
Clearing Corporation of India Limited				1.00	0.06%	6.73%
Total				1.00	0.06%	
Other Current Assets / (Liabilities)						
Net Receivable / Payable				2.44	0.14%	
Total				2.44	0.14%	
GRAND TOTAL (AUM)				1,725.12	100.00%	

*Industry classification as recommended by AMFI and wherever not available, internal classification has been used.

Notes:

- (1) The aggregate value of illiquid equity shares of the Scheme and its percentage to Net Asset Value is Nil.
- (2) Option wise per unit Net Asset Values are as follows:

Option	As on 28 Jun 2024@	As on 31 May 2024
Direct Plan Growth Option	10.2729	NA*

@ June 30, 2024 is a non-business day, hence the NAV of previous business day, i.e. 28 June, has been provided

* The Scheme was not live as of 31st May, 2024 hence NAV is not applicable

(3) Details of Schemes having exposure in Derivatives is as follows :

- Hedging Positions through Futures as on June 30,2024 is Nil
For the period ended June 30,2024 , hedging transactions through futures which have been squared off/expired is Nil.
 - Other than Hedging Positions through Futures as on June 30,2024 is Nil.
For the period ended June 30,2024 , non-hedging transactions through futures which have been squared off/expired is Nil.
 - Hedging Positions through Options as on June 30,2024 is Nil.
 - Other than Hedging Positions through Options as on June 30,2024 is Nil.
 - Hedging Positions through swaps as on June 30,2024 is Nil.
- (4) Dividend declared for the month end June 30,2024 - Not Applicable
 - (5) Bonus declared for the Month end June 30,2024 - Not Applicable
 - (6) The total market value of investments in foreign securities / American Depository Receipts / Global Depository Receipts as on June 30,2024 is Nil.
 - (7) The portfolio turnover ratio of the Scheme for the month ended June 30,2024 is 0.01 times.
 - (8) Investment in Repo in Corporate Debt Securities during the month ended June 30,2024 is Nil.
 - (9) No. of instances of deviation from valuation guidelines is Nil

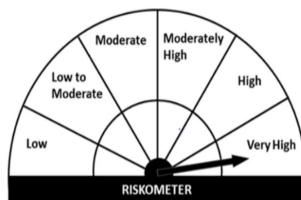
This product is suitable for investors who are seeking*

- > Long term capital growth
- >Investment in equity and equity related securities covered by Nifty 100 Index TRI
- > Degree of risk – **VERY HIGH**

*Investors should consult their financial advisers if in doubt about whether the product is suitable for them.

Benchmark Riskometer- Nifty 100 Index TRI

Scheme Risk-O-Meter



Benchmark Risk-O-Meter

