

**PURSUANT TO REGULATION 59A OF SECURITIES & EXCHANGE BOARD OF INDIA (MUTUAL FUNDS) REGULATIONS, 1996
MONTHLY PORTFOLIO STATEMENT OF ZERODHA NIFTY 1D RATE LIQUID ETF FOR JULY 2024**

Name of the Instrument	ISIN	Rating / Industry	Quantity	Market value (Rs. in Lakhs)	% to NAV	YTM %
OTHERS						
TREPS / Reverse Repo Investments						
Clearing Corporation of India Limited				1,69,014.00	99.53%	6.39%
Total				1,69,014.00	99.53%	
Other Current Assets / (Liabilities)						
Net Receivable / Payable				804.40	0.47%	
Total				804.40	0.47%	
GRAND TOTAL (AUM)				1,69,818.40	100.00%	

Notes:

- (1) The aggregate value of illiquid equity shares of the Scheme and its percentage to Net Asset Value is Nil.
(2) Option wise per unit Net Asset Values are as follows:

Option	As on 31 Jul 2024	As on 28 Jun 2024@
Direct Plan Growth Option	103.5204	102.945

@ June 30, 2024 is a non business day, hence the NAV of previous business day, i.e 28 June, has been provided

(3) Details of Schemes having exposure in Derivatives is as follows :

- a. Hedging Positions through Futures as on Jul 31,2024 is Nil
For the period ended Jul 31,2024 , hedging transactions through futures which have been squared off/expired is Nil.
- b. Other than Hedging Positions through Futures as on Jul 31,2024 is Nil.
For the period ended Jul 31,2024 , non-hedging transactions through futures which have been squared off/expired is Nil.
- c. Hedging Positions through Options as on Jul 31,2024 is Nil.
- d. Other than Hedging Positions through Options as on Jul 31,2024 is Nil.
- e. Hedging Positions through swaps as on Jul 31,2024 is Nil.
- (4) Dividend declared for the Month ended July 31,2024 - Not Applicable
(5) Bonus declared for the month ended July 31,2024 - Not Applicable
(6) The total market value of investments in foreign securities / American Depository Receipts / Global Depository Receipts as on Jul 31,2024 is Nil.
(7) Annualised Portfolio YTM : 6.39%
(8) Macaulay Duration : 0.00 Years
(9) The Average Maturity Period of the Portfolio is 1 Day.
(10) Investment in Repo in Corporate Debt Securities during the month ended July 31,2024 is Nil.
(11) No. of instances of deviation from valuation guidelines is Nil

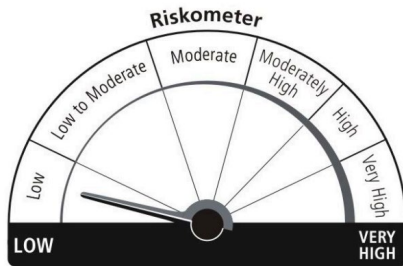
This product is suitable for investors who are seeking*

- > Short Term savings solution
- > Investment in securities covered by NIFTY 1D Rate Index.
- > Degree of risk – LOW

*Investors should consult their financial advisers if in doubt about whether the product is suitable for them.

Benchmark Riskometer- Nifty 1D Rate Index

Scheme Risk-O-Meter



Benchmark Risk-O-Meter



Potential Risk Class ('PRC') Matrix of the Scheme

Credit Risk	Relatively Low (Class A)	Moderate (Class B)	Relatively High Class (Class C)
Interest Rate Risk			
Relatively Low (Class I)	A-1		
Moderate (Class II)			
Relatively High Class (Class III)			

**PURSUANT TO REGULATION 59A OF SECURITIES & EXCHANGE BOARD OF INDIA (MUTUAL FUNDS) REGULATIONS, 1996
MONTHLY PORTFOLIO STATEMENT OF ZERODHA GOLD ETF FOR JULY 2024**

Name of the Instrument	ISIN	Rating / Industry	Quantity	Market value (Rs. in Lakhs)	% to NAV	YTM %
OTHERS						
Gold						
Gold 1 Kg Bar (0.995 fineness)			93	6,421.28	96.81%	
Gold 100 Grams Bar (0.999 fineness)			4	27.72	0.42%	
TREPS / Reverse Repo Investments						
Clearing Corporation of India Limited				3.00	0.05%	6.39%
Total				6,452.00	97.27%	
Other Current Assets / (Liabilities)						
Net Receivable / Payable				180.85	2.73%	
Total				180.85	2.73%	
GRAND TOTAL (AUM)				6,632.85	100.00%	

Notes:

(1) The aggregate value of illiquid equity shares of the Scheme and its percentage to Net Asset Value is Nil.

(2) Option wise per unit Net Asset Values are as follows:

Option	As on 31 Jul 2024	As on 28 Jun 2024@
Direct Plan Growth Option	11.0813	11.4773

@ June 30, 2024 is a non business day, hence the NAV of previous business day, i.e 28 June, has been provided

(3) Details of Schemes having exposure in Derivatives is as follows :

a. Hedging Positions through Futures as on Jul 31,2024 is Nil

For the period ended Jul 31,2024 , hedging transactions through futures which have been squared off/expired is Nil.

b. Other than Hedging Positions through Futures as on Jul 31,2024 is Nil.

For the period ended Jul 31,2024 , non-hedging transactions through futures which have been squared off/expired is Nil.

c. Hedging Positions through Options as on Jul 31,2024 is Nil.

d. Other than Hedging Positions through Options as on Jul 31,2024 is Nil.

e. Hedging Positions through swaps as on Jul 31,2024 is Nil.

(4) Dividend declared for the month end July 31,2024 - Not Applicable

(5) Bonus declared for the Month end July 31,2024 - Not Applicable

(6) The total market value of investments in foreign securities / American Depository Receipts / Global Depository Receipts as on Jul 31,2024 is Nil.

(7) Investment in Repo in Corporate Debt Securities during the month ended Jul 31,2024 is Nil.

(8) No. of instances of deviation from valuation guidelines is Nil

This product is suitable for investors who are seeking*

>Long term capital appreciation

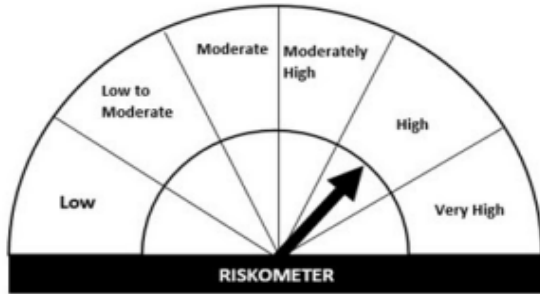
>Investment in gold in order to generate returns similar to the performance of the gold, subject to tracking errors.

> Degree of risk – HIGH

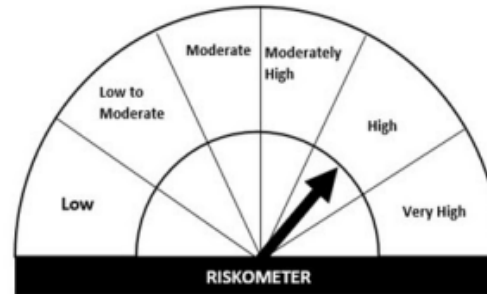
**Investors should consult their financial advisers if in doubt about whether the product is suitable for them.*

Benchmark Riskometer- Domestic Prices of Physical Gold

Scheme Risk-O-Meter



Benchmark Risk-O-Meter



**PURSUANT TO REGULATION 59A OF SECURITIES & EXCHANGE BOARD OF INDIA (MUTUAL FUNDS) REGULATIONS, 1996
MONTHLY PORTFOLIO STATEMENT OF ZERODHA NIFTY 100 ETF FOR JULY 2024**

Name of the Instrument	ISIN	Rating / Industry [^]	Quantity	Market value (Rs. in Lakhs)	% to NAV	YTM %
EQUITY & EQUITY RELATED						
a) Listed/awaiting listing on Stock Exchanges						
HDFC Bank Limited	INE040A01034	Banks	10,231	165.31	8.80%	
Reliance Industries Limited	INE002A01018	Petroleum Products	4,595	138.35	7.37%	
ICICI Bank Limited	INE090A01021	Banks	9,557	116.11	6.18%	
Infosys Limited	INE009A01021	IT - Software	4,912	91.77	4.89%	
ITC Limited	INE154A01025	Diversified FMCG	12,563	62.23	3.31%	
Larsen & Toubro Limited	INE018A01030	Construction	1,589	60.62	3.23%	
Tata Consultancy Services Limited	INE467B01029	IT - Software	1,377	60.39	3.21%	
Bharti Airtel Limited	INE397D01024	Telecom - Services	3,637	54.25	2.89%	
State Bank of India	INE062A01020	Banks	5,215	45.50	2.42%	
Axis Bank Limited	INE238A01034	Banks	3,863	45.05	2.40%	
Mahindra & Mahindra Limited	INE101A01026	Automobiles	1,319	38.35	2.04%	
Kotak Mahindra Bank Limited	INE237A01028	Banks	1,999	36.14	1.92%	
Hindustan Unilever Limited	INE030A01027	Diversified FMCG	1,213	32.82	1.75%	
Tata Motors Limited	INE155A01022	Automobiles	2,394	27.69	1.47%	
NTPC Limited	INE733E01010	Power	6,457	26.86	1.43%	
Bajaj Finance Limited	INE296A01024	Finance	378	25.73	1.37%	
Sun Pharmaceutical Industries Limited	INE044A01036	Pharmaceuticals & Biotechnology	1,468	25.24	1.34%	
HCL Technologies Limited	INE860A01027	IT - Software	1,439	23.64	1.26%	
Maruti Suzuki India Limited	INE585B01010	Automobiles	179	23.48	1.25%	
Power Grid Corporation of India Limited	INE752E01010	Power	6,193	21.56	1.15%	
Titan Company Limited	INE280A01028	Consumer Durables	567	19.61	1.04%	
Zomato Limited	INE758T01015	Retailing	8,402	19.28	1.03%	
Asian Paints Limited	INE021A01026	Consumer Durables	613	18.91	1.01%	
UltraTech Cement Limited	INE481G01011	Cement & Cement Products	156	18.54	0.99%	
Tata Steel Limited	INE081A01020	Ferrous Metals	11,198	18.51	0.99%	
Oil & Natural Gas Corporation Limited	INE213A01029	Oil	5,303	17.72	0.94%	
Trent Limited	INE849A01020	Retailing	299	17.46	0.93%	
Coal India Limited	INE522F01014	Consumable Fuels	3,100	16.19	0.86%	
Adani Ports and Special Economic Zone Limited	INE742F01042	Transport Infrastructure	998	15.67	0.83%	
Bharat Electronics Limited	INE263A01024	Aerospace & Defense	4,870	15.39	0.82%	
Jio Financial Services Limited	INE758E01017	Finance	4,484	14.73	0.78%	
Bajaj Auto Limited	INE917I01010	Automobiles	152	14.69	0.78%	
Grasim Industries Limited	INE047A01021	Cement & Cement Products	501	13.91	0.74%	
Tech Mahindra Limited	INE669C01036	IT - Software	864	13.43	0.72%	
Hindalco Industries Limited	INE038A01020	Non - Ferrous Metals	1,982	13.27	0.71%	
IndusInd Bank Limited	INE095A01012	Banks	900	12.85	0.68%	
Hindustan Aeronautics Limited	INE066F01020	Aerospace & Defense	254	12.50	0.67%	
Bajaj Finserv Limited	INE918I01026	Finance	738	12.19	0.65%	
JSW Steel Limited	INE019A01038	Ferrous Metals	1,294	12.01	0.64%	
Nestle India Limited	INE239A01024	Food Products	484	11.89	0.63%	
Adani Enterprises Limited	INE423A01024	Metals & Minerals Trading	356	11.28	0.60%	
Dr. Reddys Laboratories Limited	INE089A01023	Pharmaceuticals & Biotechnology	165	11.14	0.59%	
Shriram Finance Ltd	INE721A01013	Finance	378	11.08	0.59%	
Cipla Limited	INE059A01026	Pharmaceuticals & Biotechnology	712	11.00	0.59%	
Power Finance Corporation Limited	INE134E01011	Finance	1,970	10.97	0.58%	

REC Limited	INE020B01018	Finance	1,680	10.82	0.58%
SBI Life Insurance Company Limited	INE123W01016	Insurance	611	10.71	0.57%
Tata Power Company Limited	INE245A01021	Power	2,299	10.43	0.56%
Vedanta Limited	INE205A01025	Diversified Metals	2,284	10.30	0.55%
Varun Beverages Limited	INE200M01021	Beverages	652	10.28	0.55%
HDFC Life Insurance Company Limited	INE795G01014	Insurance	1,430	10.23	0.54%
Tata Consumer Products Limited	INE192A01025	Agricultural Food & other Products	853	10.14	0.54%
InterGlobe Aviation Limited	INE646L01027	Transport Services	225	10.06	0.54%
Avenue Supermarts Limited	INE192R01011	Retailing	203	10.02	0.53%
Wipro Limited	INE075A01022	IT - Software	1,916	10.00	0.53%
Hero MotoCorp Limited	INE158A01026	Automobiles	176	9.66	0.51%
Bharat Petroleum Corporation Limited	INE029A01011	Petroleum Products	2,650	9.28	0.49%
Britannia Industries Limited	INE216A01030	Food Products	160	9.26	0.49%
Eicher Motors Limited	INE066A01021	Automobiles	186	9.23	0.49%
Adani Power Limited	INE814H01011	Power	1,255	9.22	0.49%
Adani Green Energy Limited	INE364U01010	Power	494	9.13	0.49%
Indian Oil Corporation Limited	INE242A01010	Petroleum Products	4,984	9.05	0.48%
Apollo Hospitals Enterprise Limited	INE437A01024	Healthcare Services	136	9.00	0.48%
GAIL (India) Limited	INE129A01019	Gas	3,659	8.82	0.47%
Siemens Limited	INE003A01024	Electrical Equipment	121	8.63	0.46%
Divi's Laboratories Limited	INE361B01024	Pharmaceuticals & Biotechnology	173	8.52	0.45%
Cholamandalam Investment and Finance Company Limited	INE121A01024	Finance	571	8.09	0.43%
TVS Motor Company Limited	INE494B01023	Automobiles	316	8.00	0.43%
DLF Limited	INE271C01023	Realty	873	7.76	0.41%
Godrej Consumer Products Limited	INE102D01028	Personal Products	513	7.39	0.39%
Info Edge (India) Limited	INE663F01024	Retailing	105	7.38	0.39%
Samvardhana Motherson International Limited	INE775A01035	Auto Components	3,679	7.23	0.39%
LTIMindtree Ltd	INE214T01019	IT - Software	124	7.02	0.37%
Pidilite Industries Limited	INE318A01026	Chemicals & Petrochemicals	207	6.60	0.35%
ICICI Lombard General Insurance Company Limited	INE765G01017	Insurance	327	6.57	0.35%
Bank of Baroda	INE028A01039	Banks	2,527	6.41	0.34%
Havells India Limited	INE176B01034	Consumer Durables	340	6.29	0.33%
Colgate Palmolive (India) Limited	INE259A01022	Personal Products	181	6.18	0.33%
ABB India Limited	INE117A01022	Electrical Equipment	72	5.69	0.30%
Bajaj Holdings & Investments Limited	INE118A01012	Finance	59	5.68	0.30%
United Spirits Limited	INE854D01024	Beverages	395	5.58	0.30%
Ambuja Cements Limited	INE079A01024	Cement & Cement Products	803	5.46	0.29%
Canara Bank	INE476A01022	Banks	4,561	5.23	0.28%
SRF Limited	INE647A01010	Chemicals & Petrochemicals	196	5.18	0.28%
Dabur India Limited	INE016A01026	Personal Products	794	5.05	0.27%
Tata Motors Limited	INE9155A01020	Automobiles	634	5.03	0.27%
Punjab National Bank	INE160A01022	Banks	4,024	4.99	0.27%
Shree Cement Limited	INE070A01015	Cement & Cement Products	18	4.99	0.27%
Jindal Steel & Power Limited	INE749A01030	Ferrous Metals	497	4.91	0.26%
Indian Railway Finance Corporation Limited	INE053F01010	Finance	2,476	4.79	0.26%
Marico Limited	INE196A01026	Agricultural Food & other Products	702	4.73	0.25%
Adani Energy Solutions Limited	INE931S01010	Power	408	4.64	0.25%
Zydus Lifesciences Limited	INE010B01027	Pharmaceuticals & Biotechnology	340	4.24	0.23%
Indian Railway Catering & Tourism Corporation Limited	INE335Y01020	Leisure Services	411	4.06	0.22%
Torrent Pharmaceuticals Limited	INE685A01028	Pharmaceuticals & Biotechnology	124	3.93	0.21%
ICICI Prudential Life Insurance Company Limited	INE726G01019	Insurance	525	3.86	0.21%
Bosch Limited	INE323A01026	Auto Components	11	3.85	0.20%
Adani Gas Limited	INE399L01023	Gas	371	3.32	0.18%
Life Insurance Corp of India	INE011Y01017	Insurance	257	3.02	0.16%
SBI Cards & Payment Services Limited	INE018E01016	Finance	398	2.89	0.15%
Berger Paints (I) Limited	INE463A01038	Consumer Durables	377	2.09	0.11%

Tata Consumer Products Limited - RIGHTS	INE192A20017	Agricultural Food & other Products	32	0.12	0.01%
Total				1,876.35	99.90%
b) Unlisted				NIL	NIL
c) Foreign Securities and /or overseas ETF				NIL	NIL
DEBT INSTRUMENTS					
a) Listed/awaiting listing on the stock exchanges				NIL	NIL
b) Privately Placed/Unlisted				NIL	NIL
c) Securitised Debt Instruments				NIL	NIL
d) Central Government Securities				NIL	NIL
e) State Government Securities				NIL	NIL
MONEY MARKET INSTRUMENTS					
a) Commercial Paper				NIL	NIL
b) Certificate of Deposits				NIL	NIL
c) Treasury Bills				NIL	NIL
Total				NIL	NIL
d) Bills Re- Discounting				NIL	NIL
OTHERS					
a) Mutual Fund Units / Exchange Traded Funds				NIL	NIL
b) Short Term Deposits				NIL	NIL
c) Term Deposits Placed as Margins				NIL	NIL
d) TREPS / Reverse Repo Investments				NIL	NIL
Clearing Corporation of India Limited				NIL	NIL
Total				NIL	NIL
Other Current Assets / (Liabilities)					
Net Receivable / Payable				1.96	0.10%
Total				1.96	0.10%
GRAND TOTAL (AUM)				1,878.31	100.00%

[^]Industry classification as recommended by AMFI and wherever not available, internal classification has been used.

Notes:

- (1) The aggregate value of illiquid equity shares of the Scheme and its percentage to Net Asset Value is Nil.
- (2) Option wise per unit Net Asset Values are as follows:

Option	As on 31 Jul 2024	As on 28 Jun 2024@
Direct Plan Growth Option	10.6978	10.2729

@ June 30, 2024 is a non business day, hence the NAV of previous business day, i.e 28 June, has been provided

(3) Details of Schemes having exposure in Derivatives is as follows :

- a. Hedging Positions through Futures as on Jul 31,2024 is Nil
For the period ended Jul 31,2024 , hedging transactions through futures which have been squared off/expired is Nil.
- b. Other than Hedging Positions through Futures as on Jul 31,2024 is Nil.
For the period ended Jul 31,2024 , non-hedging transactions through futures which have been squared off/expired is Nil.
- c. Hedging Positions through Options as on Jul 31,2024 is Nil.
- d. Other than Hedging Positions through Options as on Jul 31,2024 is Nil.
- e. Hedging Positions through swaps as on Jul 31,2024 is Nil.

(4) Dividend declared for the month end July 31,2024 - Not Applicable

(5) Bonus declared for the Month end July 31,2024 - Not Applicable

(6) The total market value of investments in foreign securities / American Depository Receipts / Global Depository Receipts as on Jul 31,2024 is Nil.

(7) The portfolio turnover ratio of the Scheme for the month ended Jul 31,2024 is 0.01 times.

(8) Investment in Repo in Corporate Debt Securities during the month ended Jul 31,2024 is Nil.

(9) No. of instances of deviation from valuation guidelines is Nil

This product is suitable for investors who are seeking*
> Long term capital growth

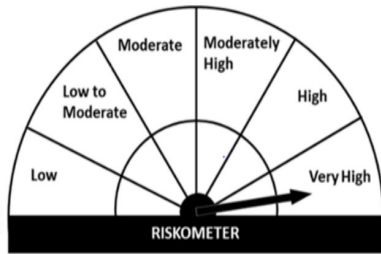
> Investment in equity and equity related securities covered by Nifty 100 Index TRI

> Degree of risk – **VERY HIGH**

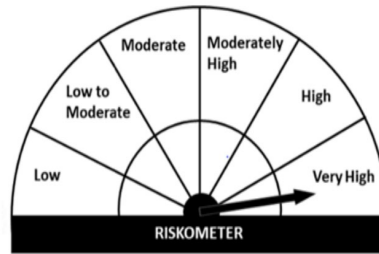
**Investors should consult their financial advisers if in doubt about whether the product is suitable for them.*

Benchmark Riskometer- Nifty 100 Index TRI

Scheme Risk-O-Meter



Benchmark Risk-O-Meter



**PURSUANT TO REGULATION 59A OF SECURITIES & EXCHANGE BOARD OF INDIA (MUTUAL FUNDS) REGULATIONS, 1996
MONTHLY PORTFOLIO STATEMENT OF ZERODHA NIFTY MIDCAP 150 ETF FOR JULY 2024**

Name of the Instrument	ISIN	Rating / Industry [^]	Quantity	Market value (Rs. in Lakhs)	% to NAV	YTM %
EQUITY & EQUITY RELATED						
a) Listed/awaiting listing on Stock Exchanges						
Suzlon Energy Limited	INE040H01021	Electrical Equipment	59,552	41.32	2.17%	
Max Healthcare Institute Limited	INE027H01010	Healthcare Services	4,145	38.23	2.01%	
The Indian Hotels Company Limited	INE053A01029	Leisure Services	4,873	31.29	1.65%	
Cummins India Limited	INE298A01020	Industrial Products	762	29.35	1.55%	
Persistent Systems Limited	INE262H01021	IT - Software	587	28.37	1.49%	
Yes Bank Limited	INE528G01035	Banks	1,02,001	27.04	1.42%	
The Federal Bank Limited	INE171A01029	Banks	13,329	26.84	1.41%	
CG Power and Industrial Solutions Limited	INE067A01029	Electrical Equipment	3,600	26.50	1.39%	
Lupin Limited	INE326A01037	Pharmaceuticals & Biotechnology	1,356	25.92	1.36%	
Dixon Technologies (India) Limited	INE935N01020	Consumer Durables	211	25.54	1.34%	
Bharat Forge Limited	INE465A01025	Auto Components	1,437	24.91	1.31%	
Tube Investments of India Limited	INE974X01010	Auto Components	597	24.71	1.30%	
PB Fintech Limited	INE417T01026	Financial Technology (Fintech)	1,689	24.54	1.29%	
Coforge Limited	INE591G01017	IT - Software	370	23.33	1.23%	
HDFC ASSET MANAGEMENT COMPANY Limited	INE127D01025	Capital Markets	563	23.16	1.22%	
Bharat Heavy Electricals Limited	INE257A01026	Electrical Equipment	7,230	22.79	1.20%	
Aurobindo Pharma Limited	INE406A01037	Pharmaceuticals & Biotechnology	1,578	22.63	1.19%	
JSW Energy Limited	INE121E01018	Power	2,942	21.42	1.13%	
Hindustan Petroleum Corporation Limited	INE094A01015	Petroleum Products	5,373	21.08	1.11%	
Ashok Leyland Limited	INE208A01029	Agricultural Commercial & Construction Vehicles	8,075	20.76	1.09%	
Godrej Properties Limited	INE484J01027	Realty	639	20.57	1.08%	
Macrotech Developers Limited	INE670K01029	Realty	1,563	20.46	1.08%	
Indus Towers Limited	INE121J01017	Telecom - Services	4,688	20.31	1.07%	
GMR Infrastructure Limited	INE776C01039	Transport Infrastructure	19,918	20.26	1.07%	
AU Small Finance Bank Limited	INE949L01017	Banks	3,127	20.20	1.06%	
PI Industries Limited	INE603J01030	Fertilizers & Agrochemicals	451	19.98	1.05%	
Volta Limited	INE226A01021	Consumer Durables	1,281	19.70	1.04%	
Supreme Industries Limited	INE195A01028	Industrial Products	363	19.44	1.02%	
BSE Limited	INE118H01025	Capital Markets	759	19.40	1.02%	
Vodafone Idea Limited	INE669E01016	Telecom - Services	1,18,096	19.21	1.01%	
IDFC First Bank Limited	INE092T01019	Banks	25,091	19.07	1.00%	
Rail Vikas Nigam Limited	INE415G01027	Construction	3,159	19.00	1.00%	
Phoenix Mills Limited	INE211B01039	Realty	521	18.74	0.99%	
NHPC Limited	INE848E01016	Power	17,476	18.36	0.97%	
POLYCAB INDIA Limited	INE455K01017	Industrial Products	261	17.90	0.94%	
Torrent Power Limited	INE813H01021	Power	944	17.62	0.93%	
Oil India Limited	INE274J01014	Oil	3,012	17.40	0.92%	
KPIT Technologies Limited	INE04I401011	IT - Software	907	16.71	0.88%	
Sundaram Finance Limited	INE660A01013	Finance	380	16.44	0.87%	
UPL Limited	INE628A01036	Fertilizers & Agrochemicals	2,822	16.14	0.85%	
Container Corporation of India Limited	INE111A01025	Transport Services	1,538	16.00	0.84%	
MRF Limited	INE883A01011	Auto Components	11	15.65	0.82%	
Sona BLW Precision Forgings Limited	INE073K01018	Auto Components	2,303	15.64	0.82%	
Petronet LNG Limited	INE347G01014	Gas	4,209	15.51	0.82%	
NMDC Limited	INE584A01023	Minerals & Mining	6,414	15.50	0.82%	

Max Financial Services Limited	INE180A01020	Insurance	1,375	15.29	0.80%
Astral Limited	INE006I01046	Industrial Products	694	15.19	0.80%
Alkem Laboratories Limited	INE540L01014	Pharmaceuticals & Biotechnology	281	14.92	0.79%
APL Apollo Tubes Limited	INE702C01027	Industrial Products	996	14.80	0.78%
Solar Industries India Limited	INE343H01029	Chemicals & Petrochemicals	137	14.77	0.78%
Balkrishna Industries Limited	INE787D01026	Auto Components	444	14.76	0.78%
Fortis Healthcare Limited	INE061F01013	Healthcare Services	2,923	14.67	0.77%
FSN E-Commerce Ventures Limited	INE388Y01029	Retailing	7,533	14.54	0.77%
Oracle Financial Services Software Limited	INE881D01027	IT - Software	131	14.47	0.76%
Union Bank of India	INE692A01016	Banks	10,710	14.44	0.76%
Page Industries Limited	INE761H01022	Textiles & Apparels	34	14.41	0.76%
Prestige Estates Projects Limited	INE811K01011	Realty	787	14.29	0.75%
Tata Elxsi Limited	INE670A01012	IT - Software	195	13.62	0.72%
KEI INDUSTRIES LTD-INR 2 DEMAT EQ-INR 2	INE878B01027	Industrial Products	314	13.60	0.72%
Mphasis Limited	INE356A01018	IT - Software	466	13.48	0.71%
JSL STAINLESS LTD	INE220G01021	Ferrous Metals	1,802	13.34	0.70%
LIC Housing Finance Limited	INE115A01026	Finance	1,700	13.04	0.69%
Tata Communications Limited	INE151A01013	Telecom - Services	655	13.04	0.69%
Jubilant Foodworks Limited	INE797F01020	Leisure Services	2,151	12.88	0.68%
Steel Authority of India Limited	INE114A01011	Ferrous Metals	8,129	12.44	0.65%
Oberoi Realty Limited	INE093I01010	Realty	654	12.18	0.64%
Indian Bank	INE562A01011	Banks	1,968	11.98	0.63%
Deepak Nitrite Limited	INE288B01029	Chemicals & Petrochemicals	382	11.81	0.62%
Muthoot Finance Limited	INE414G01012	Finance	609	11.19	0.59%
Coromandel International Limited	INE169A01031	Fertilizers & Agrochemicals	661	10.99	0.58%
Thermax Limited	INE152A01029	Electrical Equipment	213	10.80	0.57%
Indraprastha Gas Limited	INE203G01027	Gas	1,967	10.78	0.57%
Carborundum Universal Limited	INE120A01034	Industrial Products	619	10.64	0.56%
Mankind Pharma Ltd	INE634S01028	Pharmaceuticals & Biotechnology	517	10.49	0.55%
Minda Industries Ltd	INE405E01023	Auto Components	1,000	10.41	0.55%
JK Cement Limited	INE823G01014	Cement & Cement Products	234	10.34	0.54%
Apollo Tyres Limited	INE438A01022	Auto Components	1,856	10.31	0.54%
Laurus Labs Limited	INE947Q01028	Pharmaceuticals & Biotechnology	2,213	10.27	0.54%
AIA Engineering Limited	INE212H01026	Industrial Products	222	10.26	0.54%
Mahindra & Mahindra Financial Services Limited	INE774D01024	Finance	3,335	10.11	0.53%
Bandhan Bank Limited	INE545U01014	Banks	4,620	10.08	0.53%
KALYAN JEWELLERS INDIA LTD	INE303R01014	Consumer Durables	1,738	10.07	0.53%
IPCA Laboratories Limited	INE571A01038	Pharmaceuticals & Biotechnology	755	9.88	0.52%
ACC Limited	INE012A01025	Cement & Cement Products	379	9.82	0.52%
Tata Chemicals Limited	INE092A01019	Chemicals & Petrochemicals	874	9.79	0.52%
Schaeffler India Limited	INE513A01022	Auto Components	228	9.73	0.51%
Delhivery Ltd	INE148O01028	Transport Services	2,407	9.72	0.51%
Linde India Limited	INE473A01011	Chemicals & Petrochemicals	119	9.71	0.51%
Hindustan Zinc Limited	INE267A01025	Non - Ferrous Metals	1,425	9.22	0.49%
Patanjali Foods Limited	INE619A01035	Agricultural Food & other Products	528	9.08	0.48%
Biocon Limited	INE376G01013	Pharmaceuticals & Biotechnology	2,497	9.05	0.48%
Emami Limited	INE548C01032	Personal Products	1,104	9.02	0.47%
One 97 Communications Limited	INE982J01020	Financial Technology (Fintech)	1,822	9.01	0.47%
Aditya Birla Capital Limited	INE674K01013	Finance	3,950	8.96	0.47%
Mazagon Dock Shipbuilders Limited	INE249Z01012	Industrial Manufacturing	169	8.86	0.47%
Procter & Gamble Hygiene and Health Care Limited	INE179A01014	Personal Products	52	8.79	0.46%
Bank of India	INE084A01016	Banks	6,912	8.70	0.46%
Sundram Fasteners Limited	INE387A01021	Auto Components	601	8.42	0.44%
United Breweries Limited	INE686F01025	Beverages	416	8.38	0.44%
Gland Pharma Limited	INE068V01023	Pharmaceuticals & Biotechnology	388	8.31	0.44%
Abbott India Limited	INE358A01014	Pharmaceuticals & Biotechnology	29	8.23	0.43%

Syngene International Limited	INE398R01022	Healthcare Services	1,018	8.22	0.43%
Dalmia Bharat Limited	INE00R701025	Cement & Cement Products	441	8.16	0.43%
L&T Finance Limited	INE498L01015	Finance	4,479	8.06	0.42%
L&T Technology Services Limited	INE010V01017	IT - Services	154	8.03	0.42%
Escorts Kubota Limited	INE042A01014	Agricultural Commercial & Construction Vehicles	186	7.76	0.41%
Zee Entertainment Enterprises Limited	INE256A01028	Entertainment	5,186	7.71	0.41%
Bharat Dynamics Limited	INE171Z01026	Aerospace & Defense	515	7.52	0.40%
Gujarat Fluorochemicals Limited	INE09N301011	Chemicals & Petrochemicals	221	7.48	0.39%
TIMKEN INDIA LTD	INE325A01013	Industrial Products	172	7.34	0.39%
SKF India Limited	INE640A01023	Industrial Products	130	7.28	0.38%
Atul Limited	INE100A01010	Chemicals & Petrochemicals	89	7.09	0.37%
Motherson Sumi Wiring India Limited	INE0FS801015	Auto Components	9,448	6.98	0.37%
Piramal Enterprises Limited	INE140A01024	Finance	670	6.98	0.37%
Kajaria Ceramics Limited	INE217B01036	Consumer Durables	464	6.88	0.36%
Grindwell Norton Limited	INE536A01023	Industrial Products	260	6.73	0.35%
Ajanta Pharmaceuticals Limited	INE031B01049	Pharmaceuticals & Biotechnology	244	6.58	0.35%
Gujarat Gas Limited	INE844O01030	Gas	966	6.56	0.35%
Honeywell Automation India Limited	INE671A01010	Industrial Manufacturing	12	6.53	0.34%
Aditya Birla Fashion and Retail Limited	INE647O01011	Retailing	1,882	6.47	0.34%
Dr. Lal Path Labs Limited	INE600L01024	Healthcare Services	206	6.37	0.34%
GlaxoSmithKline Pharmaceuticals Limited	INE159A01016	Pharmaceuticals & Biotechnology	228	6.23	0.33%
General Insurance Corporation Of India	INE481Y01014	Insurance	1,380	5.93	0.31%
CRISIL Limited	INE007A01025	Finance	135	5.92	0.31%
The Ramco Cements Limited	INE331A01037	Cement & Cement Products	715	5.91	0.31%
SJVN Limited	INE002L01015	Power	3,977	5.90	0.31%
3M India Limited	INE470A01017	Diversified	15	5.89	0.31%
Poonawalla Fincorp Limited	INE511C01022	Finance	1,567	5.78	0.30%
Star Health & Allied Insurance Limited	INE575P01011	Insurance	954	5.78	0.30%
Bata India Limited	INE176A01028	Consumer Durables	361	5.76	0.30%
Endurance Technologies Limited	INE913H01037	Auto Components	197	5.12	0.27%
Bayer Cropscience Limited	INE462A01022	Fertilizers & Agrochemicals	70	4.87	0.26%
JSW Infrastructure Ltd	INE880J01026	Transport Infrastructure	1,420	4.81	0.25%
Lloyds Metals & Energy Ltd	INE281B01032	Ferrous Metals	623	4.56	0.24%
K.P.R. Mill Limited	INE930H01031	Textiles & Apparels	500	4.35	0.23%
Sun TV Network Limited	INE424H01027	Entertainment	465	4.19	0.22%
ZF Commercial Vehicle Control Systems India Limited	INE342J01019	Auto Components	26	4.12	0.22%
Tata Technologies Ltd	INE142M01025	IT - Services	410	4.10	0.22%
The New India Assurance Company Limited	INE470Y01017	Insurance	1,391	4.07	0.21%
Devyani International Limited	INE872J01023	Leisure Services	2,237	4.01	0.21%
Vedant Fashions Private Limited	INE825V01034	Retailing	341	3.92	0.21%
Bank of Maharashtra	INE457A01014	Banks	5,588	3.74	0.20%
FERTILIZERS & CHEMICALS TRAVANCORE LIMIT	INE188A01015	Fertilizers & Agrochemicals	364	3.74	0.20%
Sumitomo Chemical India Limited	INE258G01013	Fertilizers & Agrochemicals	702	3.64	0.19%
ICICI Securities Limited	INE763G01038	Capital Markets	455	3.52	0.19%
Kansai Nerolac Paints Limited	INE531A01024	Consumer Durables	1,137	3.49	0.18%
Godrej Industries Limited	INE233A01035	Diversified	357	3.24	0.17%
IDBI Bank Limited	INE008A01015	Banks	3,029	3.14	0.17%
Adani Wilmar Limited	INE699H01024	Agricultural Food & other Products	879	3.06	0.16%
Metro Brands Limited	INE317I01021	Consumer Durables	167	2.26	0.12%
Total				1,898.10	99.91%
b) Unlisted				NIL	NIL
c) Foreign Securities and /or overseas ETF				NIL	NIL
DEBT INSTRUMENTS					

a) Listed/awaiting listing on the stock exchanges				NIL	NIL
b) Privately Placed/Unlisted				NIL	NIL
c) Securitised Debt Instruments				NIL	NIL
d) Central Government Securities				NIL	NIL
e) State Government Securities				NIL	NIL
MONEY MARKET INSTRUMENTS					
a) Commercial Paper				NIL	NIL
b) Certificate of Deposits				NIL	NIL
c) Treasury Bills				NIL	NIL
Total				NIL	NIL
d) Bills Re- Discounting				NIL	NIL
OTHERS					
a) Mutual Fund Units / Exchange Traded Funds				NIL	NIL
b) Short Term Deposits				NIL	NIL
c) Term Deposits Placed as Margins				NIL	NIL
d) TREPS / Reverse Repo Investments					
Clearing Corporation of India Limited				NIL	NIL
Total				NIL	NIL
Other Current Assets / (Liabilities)					
Net Receivable / Payable				1.70	0.09%
Total				1.70	0.09%
GRAND TOTAL (AUM)				1,899.80	100.00%

^Industry classification as recommended by AMFI and wherever not available, internal classification has been used.

Notes:

- (1) The aggregate value of illiquid equity shares of the Scheme and its percentage to Net Asset Value is Nil.
- (2) Option wise per unit Net Asset Values are as follows:

Option	As on 31 Jul 2024	As on 28 Jun 2024@
Direct Plan Growth Option	10.7722	10.2528

@ June 30, 2024 is a non business day, hence the NAV of previous business day, i.e 28 June, has been provided

(3) Details of Schemes having exposure in Derivatives is as follows :

- a. Hedging Positions through Futures as on Jul 31,2024 is Nil
For the period ended Jul 31,2024 , hedging transactions through futures which have been squared off/expired is Nil.
- b. Other than Hedging Positions through Futures as on Jul 31,2024 is Nil.
For the period ended Jul 31,2024 , non-hedging transactions through futures which have been squared off/expired is Nil.
- c. Hedging Positions through Options as on Jul 31,2024 is Nil.

- d. Other than Hedging Positions through Options as on Jul 31,2024 is Nil.
- e. Hedging Positions through swaps as on Jul 31,2024 is Nil.
- (4) Dividend declared for the month end July 31,2024 - Not Applicable
- (5) Bonus declared for the Month end July 31,2024 - Not Applicable
- (6) The total market value of investments in foreign securities / American Depository Receipts / Global Depository Receipts as on Jul 31,2024 is Nil.
- (7) The portfolio turnover ratio of the Scheme for the month ended Jul 31,2024 is 0.01 times.
- (8) Investment in Repo in Corporate Debt Securities during the month ended Jul 31,2024 is Nil.
- (9) No. of instances of deviation from valuation guidelines is Nil

This product is suitable for investors who are seeking*

- > Long term capital growth

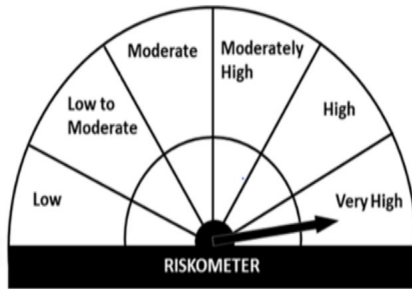
- > Investment in equity and equity related securities covered by Nifty Midcap 150 Index TRI

- > Degree of risk – **VERY HIGH**

**Investors should consult their financial advisers if in doubt about whether the product is suitable for them.*

Benchmark Riskometer- Nifty Midcap 150 Index TRI

Scheme Risk-O-Meter



Benchmark Risk-O-Meter

