



# ***NSE Commodity Derivatives Segment***

---

Disclaimer : “The information and/ or content (collectively ‘Information’) have been drafted in order to ease the reader’s understanding of the subject matter. While reasonable care has been exercised to ensure that the Information is adequate and reliable, NSE expressly disclaims liability for errors or omissions in this information and material and no claims shall lie with NSE in this regard. No warranties, promises and/or representation of any kind, expressed or implied is made by NSE as to its accuracy or completeness and NSE, its affiliates and subsidiaries accept no liability of whatsoever nature for any direct or consequential loss, including without limitation any loss of profits, arising from reliance on this Information. The readers are expected to undertake their own diligence and are advised not to solely rely on this document. Any such reliance shall be at the reader’s own risk. Nothing stated herein shall bind NSE, in any manner whatsoever.”

---

# Why Commodity Derivatives?



## Price Risk Management

Risk management through hedging enables the hedger to mitigate the risks arising from the VUCA world of commodity markets and focus on their core business activity.



## Efficient Price discovery

Commodity derivatives serve as a vital tool for price discovery by integrating market participant's views enabling efficient price discovery.



## Trading objectives

Commodity derivatives provides the market participants with a range of products and strategies to meet their trading objectives such as diversification of portfolio, capturing commodity market trends, etc.



## Price setting economy for Global Commodities

Commodity Derivatives is a significant tool for the country to become a key price driver for global commodities by assisting in efficient allocation of resources, policy making, International Trade, etc.

# Commodity product basket – NSE



## Bullion

1. **Gold** (1kg) Futures
2. Gold (1kg) Options on Futures
3. **Silver** (30 Kgs) Futures
4. Silver (30 Kgs) Options on Goods
5. Gold Mini Futures
6. Gold Mini Options on Futures
7. Gold (1g) Futures
8. Gold Guinea (8g) Futures
9. Silver Mini Futures
10. Silver Micro Futures
11. Silver Mini Options on Futures



## Energy

1. **WTI Crude Oil** Future
2. **Natural Gas** Futures
3. WTI Crude Oil Mini Futures
4. Natural Gas Mini Futures
5. WTI Crude Oil Options on Futures
6. Natural Gas Options on Futures

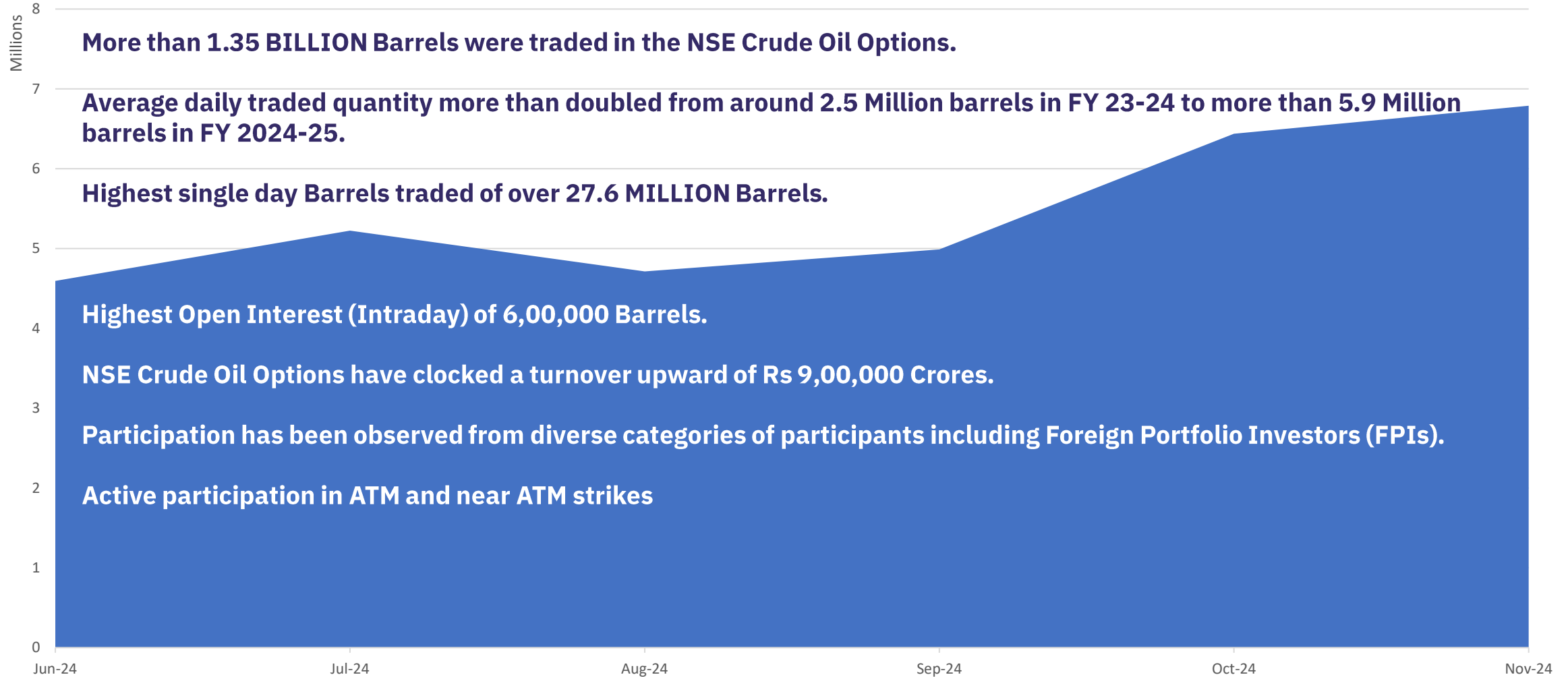


## Base Metals

1. **Copper** Futures
2. Copper Options on Futures
3. **Aluminium** Futures
4. Aluminium Mini Futures
5. **Lead** Futures
6. Lead Mini Futures
7. **Nickel** Futures
8. **Zinc** Futures
9. Zinc Mini Futures
10. Zinc Options on Futures

# NSE Crude Oil Options

Avg Daily Trade (Million Barrels)



**More than 1.35 BILLION Barrels were traded in the NSE Crude Oil Options.**

**Average daily traded quantity more than doubled from around 2.5 Million barrels in FY 23-24 to more than 5.9 Million barrels in FY 2024-25.**

**Highest single day Barrels traded of over 27.6 MILLION Barrels.**

**Highest Open Interest (Intraday) of 6,00,000 Barrels.**

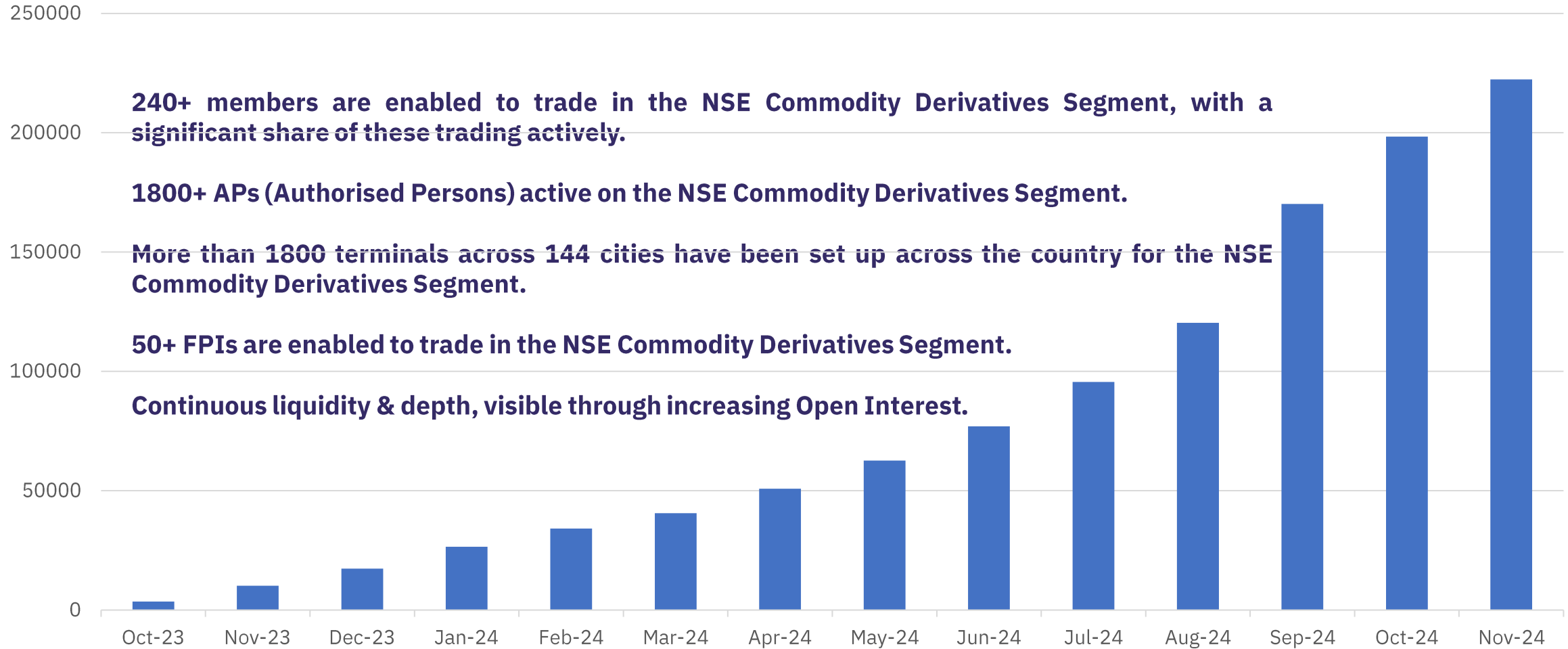
**NSE Crude Oil Options have clocked a turnover upward of Rs 9,00,000 Crores.**

**Participation has been observed from diverse categories of participants including Foreign Portfolio Investors (FPIs).**

**Active participation in ATM and near ATM strikes**

# NSE WTI Crude Oil Options

Total OI (Contracts)



**240+ members are enabled to trade in the NSE Commodity Derivatives Segment, with a significant share of these trading actively.**

**1800+ APs (Authorised Persons) active on the NSE Commodity Derivatives Segment.**

**More than 1800 terminals across 144 cities have been set up across the country for the NSE Commodity Derivatives Segment.**

**50+ FPIs are enabled to trade in the NSE Commodity Derivatives Segment.**

**Continuous liquidity & depth, visible through increasing Open Interest.**

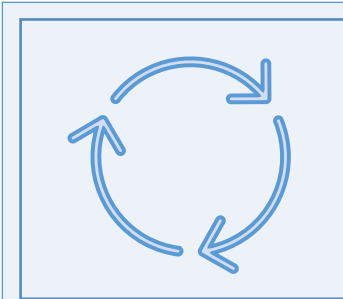
# Why NSE Commodity Derivatives?



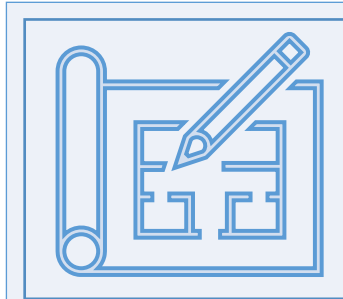
No.1 Derivatives Exchange in the world



Robust, safe & resilient technology platform



Collateral fungibility across the NSE Segments



Historically linked with Commodities – PXIL, NCDEX, IGX, etc.




Multiple Assets under one roof



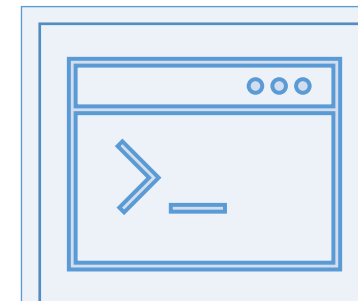
All FPI categories (I & II) are permitted to trade



Economical transaction charges



Settlement Guarantee by NSE Clearing Limited (rated as 'CCR AAA/Stable'\*)



Auto trade confirmation facility

# Contract wise position limits

Commodity	Client Level Limit as per SEBI	Unit	Lot Size	No of Contracts			
				Client limit	TM Limit (collectively for all clients)	FPI Category II (individuals, family offices and corporates) - 20% of client limit	FPI 1 & FPI Category II (other than individuals, family offices and corporates) - Client Limit
OPTIONS ON CRUDE OIL FUTURES	9,60,000	Barrel	100	9,600	96,000	1,920	9,600
OPTIONS ON NATURAL GAS FUTURES	120,00,000	mmBtu	1250	9,600	96,000	1,920	9,600
CRUDE OIL FUTURES	4,80,000	Barrel	100	4,800	48,000	960	4,800
CRUDE OIL MINI FUTURES	4,80,000	Barrel	10	48,000	4,80,000	9600	48,000
NATURAL GAS FUTURES	60,00,000	mmBtu	1250	4,800	48,000	960	4,800
NATURAL GAS MINI FUTURES	60,00,000	mmBtu	250	24,000	2,40,000	4,800	24,000



# Collateral fungibility across NSE Segments

**Did you know?**

**You can use your unutilised NSE Equity & Equity derivatives collateral for NSE Commodity Derivatives after 3:30 PM**





**Click on the link below for contract specifications of NSE Commodity Derivatives contracts**

**<https://www.nseindia.com/products-services/commodity-derivatives-contract-information>**

**Thank You!**