

# API Documentation for Online Trade Inquiry Service

Version 2.1

September 2024



National Stock Exchange of India Ltd  
Exchange Plaza, Plot No. C/1, G Block,  
Bandra-Kurla Complex, Bandra (E)  
Mumbai - 400 051.

## Notice

© Copyright National Stock Exchange of India Ltd (NSEIL). All rights reserved.  
Unpublished rights reserved under applicable copyright and trades secret laws.

The contents, ideas and concepts presented herein are proprietary and confidential.  
Duplication and disclosure to others in whole, or in part is prohibited.

## Table of Contents

1 Background .....	3
2 Data Flow Diagram .....	4
3 Technology Specification.....	5
4 API Registration.....	5
5 Log-In Workflow.....	6
6 Accessing the NSE Data using the API.....	8
7 Workflow.....	23
8 Transcodes .....	23
9 Response Codes .....	27
10 Contingency .....	34
11 Usage Guidelines .....	34

Version	Date	Description
1.3	4 <sup>th</sup> June 2019	Added Usage Guidelines
1.4	17 <sup>th</sup> Jan 2020	Removed unused fields from Trade Response structure
1.5	21 <sup>st</sup> Jan 2020	Update NOTIS CM Document with Interop Changes



1.6	8 <sup>th</sup> Oct 2020	Added filter for Clearing Member to view trades/actions as a Trading Member
1.7	19 <sup>th</sup> February 2021	Market Type Bug Fix
1.8	09 <sup>th</sup> May 2022	Modification in Usage Guidelines, and Response Structure
1.9	25 <sup>th</sup> May 2022	Changes related to settlement type.
2.0	15 <sup>th</sup> March 2023	Added note for nonce header validation
2.1	1st September 2024	Changes related to settlement Cycle T+0

## 1 Background

Currently trading system transfers online trades data to NSEIL Online Trade Inquiry System (NOTIS) server.

NOTIS client application residing at the members end sends periodical request to pull the data from the server. Maximum 'N' number of records (parameterized at server) are sent to the client application for each request. Currently trade data available on the NOTIS server is accessible only to the NOTIS client application. It is proposed to expose APIs to our esteemed empaneled members for trade & actions (any modifications performed on trade) inquiry for CM segment.

This document covers the technical specifications for various operations involved at both NSEIL as well as member's end.

1.1 Following operations aspects are covered in this document:

Sr. No.	Operation	Endpoints	Purpose
1	Login [ Handshake ]	/token	To authenticate the client
2	Trade Inquiry	/notis-cm/tradesinquiry	To disseminate trades information data
3	Trade Actions Inquiry	/ notis-cm /actionsinquiry	Client Code Modifications/CP Modification

1.2 Technical Specifications

1.3 Log-in Work flow

1.4 Message Structures

## 2 Data Flow Diagram

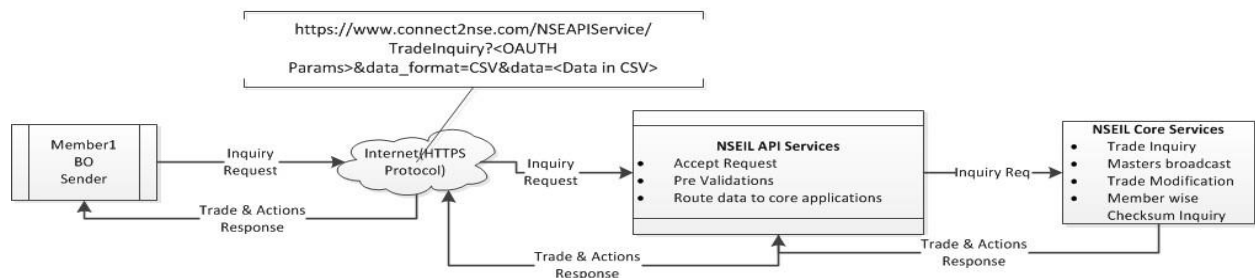
→ API Registration

- 1) For API registration, user need to request [msm@nse.co.in](mailto:msm@nse.co.in) to add entry for them in database with relevant details such as below:
  - Member Code
  - Member Name
  - Contact Person Email Address, Name and Mobile Number
  - Segment for which access is required
  - Static IP which will be used to access the API
  - UAT or LIVE
- 2) The entry for user will be added from backend manually and no frontend will be provided for this purpose.

- 3) Once entry is added the user will be provided with Consumer Key and Consumer Secret to access the token API in order to get token.
- 4) Once token is obtained user can access the Trade Inquiry API using below mentioned diagram.

#### → API Call Workflow

Member -> NSEIL



### 3 Technology Specification

- 1) Communication Protocol: HTTPS over internet/Leased Line
- 2) Request/Response Exchange Format: JSON (JavaScript Object Notation).
- 3) Data Format: CSV (Comma Separated Values).
- 4) Security Framework: Security Framework should support OAuth 2.0 specifications.

### 4 API Registration

- 1) Members need to register by contacting MSD (Member Service Department) for creating the user account details in the database.
- 2) Member will need to provide information as described below:
  - Member Code

- Member Name
  - Contact Person Email Address, Name and Mobile Number
  - Segment for which access is required
  - Static IP which will be used to access the API
  - UAT or LIVE
- 3) Once this information is provided, admin at NSEIL will verify and generate the Consumer Key and Consumer Secret. These values will be emailed to MEMBER using registered email Id.
- 4) Once MEMBER receives Consumer Key and Consumer Secret, they can start using API.

## 5 Log-In Workflow

- Login Handshake (MEMBER → NSEIL)
- Requesting a “Token”

**NOTE:** When sending the token request, member should request the token from one platform and share the generated token across multiple platforms to avoid the 500 error code that occurs when more than one token has been generated for a consumer key/secret.

*A consumer application needs to send a HTTPS POST request to the below URLs:*

**UAT:** <https://www.devconnect2nse.com/token>

**Production/LIVE:** <https://www.connect2nse.com/token>

→ Sample Request

POST /token HTTP/1.1

Host: www.connect2nse.com

Content-Type: application/x-www-form-urlencoded

**Authorization:** Basic aGRmYzpoZGZjc2VjcmV

```
grant_type=client_credentials
```

#### →Request Structure

API AUTHENTICATION REQUEST STRUCTURE (GET TOKEN)				
Sr. No.	Parameter Name	Data Type	Description	Sample Value
1	Authorization	String	Will be of format: Basic <member_credentials> Where, member_credentials is a base64 encoding of the following data: cons_key:cons_secret	Basic aGRmYzpoZGZjc2VjcmV0
2	grant_type	String	Value MUST be set to "client_credentials".	client_credentials

#### →Sample Response

```
HTTP/1.1 200 OK
Content-Type: application/json
Pragma: no-cache{
  "access_token": "ee1073de-45d0-4040-b9c2-eddfa80280c0",
  "token_type": "bearer",
  "expires_in": "3600",
  "scope": "api_scope"
}
```

#### →Response Structure

API AUTHENTICATION RESPONSE STRUCTURE (GET TOKEN)				
Sr. No.	Parameter Name	Data Type	Description	Sample Value
1	access_token	String	The access token issued by the authorization server.	ee1073de-45d0-4040-b9c2eddfa80280c0
2	token_type	String	The type of the token issued	bearer



3	expires_in	int	The lifetime in seconds of the access token. From the first generation, the token is valid for 32400 seconds (approx. 9 hours) For example, the value "3600" denotes that the access token will expire in one hour from the time the response was generated.	3600
4	scope	String	If identical to the scope requested by the client otherwise, REQUIRED.	api_scope

**Note:**

- A. The Access token is to be reused to access the NSE API Data till it expires.
- B. An access token expires after 'X' minutes of inactivity.

## 6 Accessing the NSE Data using the API

### 6.1 Trade Inquiry (ALL/TMTRADES Trades)

**UAT:** <https://www.devconnect2nse.com/notis-cm/trades-inquiry>

**Production/LIVE:** <https://www.connect2nse.com/notis-cm/trades-inquiry>

→Sample Request (ALL Trades)

```
POST /notis-cm/trades-inquiry HTTP/1.1
Host: www. connect2nse.com
Authorization: Bearer 3f64e567-04f9-43b8-9d24-e99856b24151
{
```

```
"version": "1.0",  
"data": {  
  "msgId": "00240201310140000001",  
  "dataFormat": "CSV:CSV",  
  "tradesInquiry": "0,ALL,,"  
}
```

```
}
```

→ **Sample request call (TMTRADES Trades)**

**NOTE:** This filter is only applicable to Clearing Members that want to view only the trades that they have performed as a Trading Member.

POST /api/notis-cm/trades-inquiry HTTP/1.1

Host: www.connect2nse.com

**Authorization:** Bearer 3f64e567-04f9-43b8-9d24-e99856b24151

```
{
```

```
  "version": "1.0",  
  "data": {  
    "msgId": "00240201310140000001",  
    "dataFormat": "CSV:CSV",  
    "tradesInquiry": "0,TMTRADES,,"  
  }  
}
```

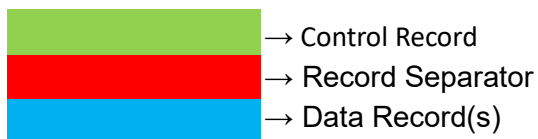
```
}
```

Request Data Payload (JSON)				
Sr. No.	Parameter Name	Data Type	Description	Sample Value
1	version	String	API version	1.0
2	data.msgId	String	Unique request number for the each request <CODE><YYYYMMDD><nnnnnnnn> • MEMBERCODE – Member code (Length : 5) • YYYYMMDD – Date format • nnnnnnnn – Sequence no. starting from one i.e. For first request of the day, it should be (0000001).	00240201310140000001
3	data.dataformat	String	Request data format : Response data format	CSV:CSV
4	data.tradesInquiry	CSV	Data Structure specified below	0,ALL,,

Trade Inquiry Request Packet Structure				
Field Name	Description	Data Type	Size (in bytes)	Sample
seqNo	Trade Sequence number till where server had already sent data information In the previous request. For first download request of the day, it should be 0.	long	8	0
srchFilter	Search Filter	String	50	• ALL – All Trades

				<ul style="list-style-type: none"> <li>TMTRADES – Clearing Member to view trades as a Trading Member (Only applicable to Clearing Members)</li> </ul>
fill1	Filler	String	10	
fill2	Filler	String	10	

→Sample Response



```
{
  "status": "success",
  "messages": {
    "code": "01010000"
  },
  "data": {
    "msgId": "00240201310140000001",
    "tradesInquiry": "6,20191220,,,1360320,10000,1565203,N,2019122075170400,82660622204928,13538,
9,78250,1,1300000000679330,1,5090,2,90159,90159,1,2,6001,1261300998,1,0,N,,0,122015001001000,
1025,N,TECHM,EQ,TECH MAHINDRA
LIMITED,EQ,90159,,,,,,1625406,N,2019122075184450,82660625678336,13236,16,11400,1,13000000
00578160,2,1383,1,VA28,06637,1,2,6001,1261300881,1,0,N,,0,160017994002110,4162,N,SADBHAV,EQ,
SADBHAV ENGINEERING LTD,EQ,06637,,,,,, " } }
```

→Response Structure

Response Data Payload (JSON)				
Sr. No.	Parameter Name	Data Type	Description	Sample Value
1	status	String	Response status	success/error
2	messages.code	String	Refer Section “Message based response code”.	01010000
3	data.msgId	String	Unique request number sent in request.	00240201310140000001
4	data.tradesInquiry	CSV	Data Structure specified below	Refer Sample Response.

Trade Inquiry Response Packet Structure				
Field Name	Description	Data Type	Size (in bytes)	Remarks
Control Record				
sysinfoResData	System Info Response Structure	System Info Response Structure	Size of (System Info Response Structure)	Structure details give below
trdResData	Trades Response Data Structure	Response Data Structure	Size of Response Data Structure	Structure details give below

→ **System Info Response Structure**

System Info Response Structure				
Field Name	Description	Data Type	Size (in bytes)	Sample
mktSts	Market Status Refer Section "Transcodes".	Short	2	6
currTrdDate	Current Trade Date (YYYYMMDD)	long	8	20191220
sfill1	Filler	String	10	
sfill2	Filler	String	10	

→ **Trade Response Data Structure**

Trades Response Data Structure				
Field Name	Description	Data Type	Size (in bytes)	Sample/Remarks
maxSeqNo	Max sequence number sent in response	long	8	1360320
noOfRec	Count of trades sent in the response	int	4	10000
Data Records				
tradesOutput	Array Of Trade Structure	Array Of Trade Structure	Size of (Array Of Trade Structure)	Structure details given below

Array Of Trade Structure					
Sr No.	Field Name	Description	Data Type	Size (in bytes)	Sample
1	seqNo	Unique Sequence Number	long	8	1565203
2	mkt	Market Type. Refer Section "Transcodes"	String	1	1
3	trdNo	Trade Number	long	8	2019122075170400
4	trdTm	Trade Time in Jiffy Format	long	8	82660622204928
5	tkn	Token	int	4	13538
6	trdQty	Trade Quantity	int	4	9
7	trdPrc	Trade Price in paise	int	4	78250
8	bsFlg	Buy Sell Flag. Refer Section "Transcodes"	String	1	1
9	ordNo	Order Number	double	8	1300000000679330
10	brnCd	Branch Code	int	4	1
11	usrId	User Id	int	4	5090
12	proCli	Client Type. Refer Section "Transcodes"	short	2	2
13	cliActNo	Client account number	String	20	90159
14	cpCd	Custodial participant Id	String	12	90159
15	remarks	Remarks	String	25	1
16	actTyp	Activity Type. Refer Section "Transcodes"	short	2	2
17	TCd	Transaction Code. Refer Section "Transcodes"	short	2	6001
18	ordTm	Order Time in milliseconds from 1980	long	8	1261300998
19	mktTyp	Market Book Type. Refer Section "Transcodes"	short	2	1
20	aucNo	Auction Number	short	2	0

21 	stpTyp	Trade Settlement Type	String	1	For T+2 -> N	
					For T+1 -> (M, Z, B) where:	
					Description	Remarks
					M -NORMAL	Corresponding to 'N' of T+2
					Z - TPTS ROLLING	Corresponding to 'W' of T+2
					B – ITP SME	Corresponding to 'G' of T+2
For T+0 -> (5)						
22	oppBrokerCd	Opposite Broker Code (Blank value since members should not be able to view this value)	String	1		
23	trdTrigPrc	Trade Trigger Price	String	8	0	
24	ctclld	CTCL code	String	20	122015001001000	
25	ordInst	Order Institution	short	2	1025	
26	secIdentifier	Trade Secondary Identifier	String	1	N	
27	sym	Symbol	String	10	TECHM	
28	ser	Series	String	2	EQ	
29	secName	Security Name	String	40	TECH MAHINDRA LIMITED	
30	Intrument Type	Instrument Type	String	2	EQ	
31	TMCode	Trading Member Code	String	10	90159	
32	fill1	Filler	String	10		
33	fill2	Filler	String	10		
34	fill3	Filler	String	10		
35	fill4	Filler	String	10		
36	fill5	Filler	String	10		
37	fill6	Filler	String	10		
38	fill7	Filler	String	10		
39	fill8	Filler	String	10		

**Note:** Client modifications (Transaction Code: 5445) will be shown as part of the trade inquiry response.



## 6.2 Action Inquiry (CP Modification/Client Code Modification)

UAT: <https://www.devconnect2nse.com/notis-cm/actions-inquiry>

Production/LIVE: <https://www.connect2nse.com/notis-cm/actions-inquiry>

→Sample request call (ALL Actions)

```
POST /api/notis-cm/actions-inquiry HTTP/1.1
Host: www.connect2nse.com
Authorization: Bearer 3f64e567-04f9-43b8-9d24-e99856b24151
```

```
{
  "version": "1.0",
  "data": {
    "msgId": "00240201310140000001",
    "dataFormat": "CSV:CSV",
    "actionsInquiry": "0,ALL,, "
  }
}
```

→Sample request call (TMACTIONS Actions)

**NOTE:** This filter is only applicable to Clearing Members that want to view only the actions as a Trading Member.

```
POST /api/notis-cm/actions-inquiry HTTP/1.1
Host: www.connect2nse.com
Authorization: Bearer 3f64e567-04f9-43b8-9d24-e99856b24151
```




```
{
  "version": "1.0",
  "data": {
    "msgId": "00240201310140000001",
    "dataFormat": "CSV:CSV",
    "actionsInquiry": "0,TMACTIONS,, "
  }
}
```

→ Request Structure

Request Data Payload (JSON)				
Sr. No.	Parameter Name	Data Type	Description	Sample Value
1	version	String	API version	1.0
2	data.msgId	String	Unique request number for the each request <CODE><YYYYMMDD><nnnnnnnn> • MEMBERCODE – Member code (Length : 5) • YYYYMMDD – Date format • nnnnnnnn – Sequence no. starting from one i.e. For first request of the day, it should be (0000001).	00240201310140000001
3	data.dataformat	String	Request data format : Response data format	CSV:CSV
4	data.actionsInquiry	CSV	Data Structure specified below	Refer “Sample Request”

Actions Download Request Packet Structure				
Field Name	Description	Data Type	Size (in bytes)	Remarks
seqNo	Action Sequence number till where server had already sent data information In the previous request. For first download request of the day, it should be 0.	long	8	0
srchFilter	Search Filter All (Default)	String	50	• ALL – All Actions • TMACTIONS – Clearing Member to view actions as a Trading Member (Only applicable to Clearing Members)
fill1	Filler	String	10	
fill2	Filler	String	10	

→Sample Response

	→ Control Record
	→ Record Separator
	→ Record Separator

```
{
  "status": "success",
  "messages": {
    "code": "01010000"
  },
  "data": {
    "msgId": "00240201310140000001",
    "actionsInquiry":
    "6,20191220,,,4,4^0,1,2019122000049880,1264161916,1138539,107,
    5,1000000000260960,12798,12798,HDFC000000008,J62169,J62169,0,H
    DFC,12798,APAPT1463P,APAPT1463P,S,0^0,2,2019122000202160,1264
    161916,2144877,107,5,1000000000823820,12798,12798,HDFC0000000
    08,V92694,V92694,0,HDFC,12798,CBVPK6610A,CBVPK6610A,B,0"
  }
}
```

#### →Response Structure

Response Data Payload (JSON)				
Sr. No.	Parameter Name	Data Type	Description	Sample Value
1	status	String	Response status	success/error
2	messages.code	String	Refer Section “Message based response code”.	01010000
3	data.msgId	String	Unique request number sent in request.	00240201310140000001
4	data.actionsInquiry	CSV	Data Structure specified below	Refer Sample Response

Actions Download Response Packet Structure				
Field Name	Description	Data Type	Size (in bytes)	Remarks
Control Record				
sysinfoResData	System Info Response Structure	System Info Response Structure	Size of (System Info Response Structure)	Structure details give below
actResData	Actions Response Data Structure	Response Data Structure	Size of Response Data Structure	Structure details give below

→ **System Info Response Structure**

System Info Response Structure				
Field Name	Description	Data Type	Size (in bytes)	Sample
mktSts	Market Status Refer Section “Transcodes”.	Short	2	6
currTrdDate	Current Trade Date (YYYYMMDD)	long	8	20191220
sfill1	Filler	String	10	
sfill2	Filler	String	10	

→ **Action Response Data Structure**

Actions Response Data Structure				
Field Name	Description	Data Type	Size (in bytes)	Sample
maxSeqNo	Max sequence number sent in response	long	8	4
noOfRec	Count of actions sent in response	int	4	4
Data Records				
actionsOutput	Array Of Client Modification/CP Modification Structure	Array Of Actions Structure	Size of (Array Of Actions Structure)	Structure details give below

CP Modification Data Structure				
Field Name	Description	Data Type	Size (in bytes)	Sample

errCd	Action Response error code	short	2	Refer Section "Async Response codes". 0
seqNo	Trade Sequence number	int	4	Sequence number of the trade for which action is received 1
actTrdNo	Trade Number	long	8	2019122000049880
actDtTm	Action Date Time	int	4	Date time in milliseconds from 1980 1264161916

actType	Activity Type	Int	4	5
ordNo	Order Number	String	10	1000000000260960
tmCd	Trading Member Code	String	10	12798
oldCpCd	Old Custodial Participant Code	String	10	12798
newCpCd	New Custodial Participant Code	String	10	HDFC00000008
oldTrdAcc	Old Client Code/Account Number	String	10	J62169
newTrdAcc	New Client Code/Account Number	String	10	J62169
oldCus	Old Custodian	String	10	0
newCus	New Custodian	String	10	HDFC
actBy	Action By	String	10	12798
oldPAN	Old Pan Number	String	10	APAPT1463P
newPAN	New Pan Number	String	10	APAPT1463P
bsFlag	Buy/Sell Flag	String	10	S
actErrCd	Action Error Code	int	4	0



## 7 Workflow

- 1) Trade download works on sequence number basis present in individual trade/action response packet (*seqNo*).
- 2) The sequence number signifies the sequence of events for a single trade/action lifecycle. Thus every event occurred with respect to a particular trade/action will have a new sequence No.
- 3) On trades/actions download request, maximum trades/actions sequence no available should be sent. If there are no trades/actions present, it has to send the sequence as 0. API shall interpret the request, and will fetch “n” (Configurable) number of trades/actions, whose trades/actions sequence number is greater than that sent by client. The fetched trades will be sent back to client in response.
- 4) The trades/actions received by client in response packet are to be stored at client end. On subsequent trades/actions download request, client has to again send the maximum trades/actions sequence no available with him.

## 8 Transcodes

### 8.1 Market Type

1	Normal
2	Odd Lot
3	Spot
4	Auction
5	Call Auction 1
6	Call Auction 2



**8.2 Market Status**

1	Preopen shutdown
2	Normal Market Preopen ended
3	Open Msg
4	Close Msg
5	Closing Start
6	Closing End

**8.3 Transaction Code**

6001	Original Trade
5525	Trade Modification Approval
5565	Control Trade Modification
5520	Trade Cancellation Approval
5560	Control Trade Cancellation
5530	Trade Cancellation Rejection
5445	Trade modification (Client Modification)
5440	Trade Cancellation

**8.4 Activity Type**

2	Original Trade
7	Trade Cancellation
5	Client Modification Pre-Image
27	Client Modification Post-Image
101	Buy Participant modification
102	Sell Participant modification

103	Buy & Sell Participant modification
104	Quantity modification
105	Buy Account No. modification
106	Sell Account No. modification
107	Buy & Sell Account No. modification
109	Buy Trade Cancellation due to modification
110	Sell Participant Cancellation due to modification
111	Buy & Sell Trade Cancellation due to modification

### 8.5 Book Type

1	Regular Lot
2	Special Terms
3	Stop Loss / MIT
4	Negotiated Trade
5	Odd Lot
6	Spot
7	Auction
8	Pre-Open
11	Call Auction 1
12	Call Auction 2

**8.6 Client Type**

1	Cli
2	Pro

**8.7 Buy Sell Flag**

1	BUY
2	SELL

**8.8 Trade Status**

P	Pending
R	Reject
A	Approve

**8.9 Option Type**

CA	Call American
PA	Put American
CE	Call European
PE	Put European

**8.10 Is Approval Flag**

1	Approve
0	Reject

**8.11 Instrument Type**

EQ	Equities
MI	Miscellaneous
PR	Preference Shares
DE	Debentures
WA	Warrants

**9 Response Codes**

There can be two types of response codes

- 1) HTTP response codes
- 2) Message based response codes
- 3) Async response codes

**9.1 HTTP response code**

- 1) HTTP responses shall be generated during login with success or failure status
- 2) HTTP response shall also be generated in case of any authentication/input validation failure of the message
- 3) HTTP response codes are as follows:

Sr. No.	Reason	Meaning	HTTP Response Codes
1	SUCCESS	Request was handled successfully	200
2	UNKNOWN_ERROR	Internal Server Error: Internal server error has occurred in our platform.	500
3	SVC_UNAVAILABLE	The server is currently unable to handle the request due to a temporary overloading or maintenance of the server.	503
4	METHOD_NOT_ALLOWED	Unsupported HTTP Method: A request was made for a resource using a request method not supported by that resource (e.g. using POST instead of GET).	405
5	BAD REQUEST	PARAMETER_ABSENT - There's a required parameter which is not present in the request.	400
6	BAD REQUEST	DATA_INVALID - The data is not in correct format and not recognized by our system.	400
7	BAD REQUEST	DATA_FORMAT_REJECTED - Unsupported Data format parameter value	400
8	UNAUTHORIZED: Failed to authenticate the request	CONSUMER_KEY_UNKNOWN - The provided Consumer Key (API key) is not registered in our system or service is not registered.	401
9	UNAUTHORIZED: Failed to authenticate the request	TOKEN_INVALID - The provided token is not registered in our system	401
10	UNAUTHORIZED: Failed to authenticate the request	UNAUTHORIZED: * Unauthorized requestor IP address. * API access disabled	401
11	TOKEN_EXPIRED	The TEMPORARY access token generated by the platform has expired and can no longer be used.	572
12	PERMISSION_DENIED	Subscriber has temporarily disallowed access to his private data.	403
13	REQUEST_NOT_FOUND	Registration request not found	570

## 9.2 Message based response code

- 1) Message based response code shall be populated in the field “**code**” of the JSON response message
- 2) It shall be of below format:
  - i. First four characters (Field Identifier): refers to specific field or the entire message
  - ii. Next characters (Validation code): refers to specific validation failure or success. Success code shall be populated only on successful acceptance of the message.

## 9.3 Field Identifier codes

Sr. No.	Module	Field Name	Field Identifier
1	Entire Message	NA	0101
2	Input Data Parameter	msgId	0102
3	Input Data Parameter	msgPrepDt	0105
4	Input Data Parameter	msgPrepTm	0106
5	Input Data Parameter	isApproval	0109
6	Input Data Parameter	seqNo	0107
7	Input Data Parameter	srchFilter	0108
8	Input Data Parameter	noOfRec	0110

#### 9.4 Validation codes

Sr. No.	Validation	Validation Type	Validation Code	Validation performed on Field
1	Submitted to server successfully	Message Level	0000	Entire Message
2	All HTTP status codes	HTTP error codes	HTTP Response codes. Refer section “HTTP Response Code”.	Entire Message
3	Mismatch in control and data record	Message Level	0200	Entire Message
4	Minimum Required Length	Generic	0201	msgId
5	Maximum Required Length	Generic	0202	msgId
Sr. No.	Validation	Validation Type	Validation Code	Validation performed on Field
6	Mandatory field	Generic	0204	msgId, isApproval, noOfRec, seqNo, srchFilter, trdDate
7	Data Format like Msg Id / Date Format	Generic	0206	msgId, trdDate
8	Minimum allowed value	Generic	0207	seqNo, noOfRec
9	Maximum allowed value	Generic	0208	noOfRec
10	Invalid Value	Generic	0209	seqNo, isApproval, srchFilter, trdDate
11	System Error	Generic	0241	NA
12	Service Unavailable	Generic	0242	NA
13	Request Parsing Error : Invalid Request Structure	Generic	0243	NA

## 9.5 Example for success or failure code

### 9.5.1 Example for Generic Error Code

Let's assume that msgId field holds value ABCD201340402132165, which turns out to be an error "Invalid Data Format". Error Code that will be generated is as shown below:

Field Identifier: 0102

Validation Code: 0206

code = combination of "Field Identifier" and "Validation Code" = 01020206

### 9.5.2 Example for Field Error Code

Let's assume that seqNo field holds value -1, which turns out to be an error "Minimum allowed value". Error Code that will be generated is as shown below:

Field Identifier: 0107

Validation Code: 0207

code = combination of "Field Identifier" and "Validation Code" = 01070207

### 9.5.3 Example for Success code (Submitted to server successfully)

Let's assume that message for approval/rejection is successful, success code that will be generated is as shown below:

Field Identifier: 0101 (which is the identifier of the entire message)

Validation Code: 0000

code = combination of "Field Identifier" and "Validation Code" = 01010000

### 9.5.4 Example for HTTP error code

Let's assume that the invalid request scenario due to BAD Request, error code that will be generated is as shown below:

Field Identifier: 0101 (which is the identifier of the entire message)

Validation Code: 400

code = combination of "Field Identifier" and "Validation Code" = 0101400



## 9.6 Async response code

1) Async response code shall be populated in the field “errCd” of the message 2)  
Below are the list of codes:

Error	Error Code
Success	0
System in wrong state	1
Invalid Contract	2
Invalid Participant	3
Trade not found	4
Trade already cancelled	5
System Error	6
Trade already approved	7
Trade already rejected	8
Outstanding alert	9
Invalid user	10
Invalid data	11
Clearing Member is in VC mode. Trade Approval/Rejection not allowed.	12
Clearing Member is Disabled. Trade Approval/Rejection not allowed.	13
Not Latest Trade	-12
Approve All request rejected-Invalid market status	-19
Invalid Seq No	-20
Invalid Clearing Member	-21
Invalid CP code	-22
Invalid buy/sell flag	-23
Invalid instrument	-24

Invalid symbol	-25
Invalid strike price	-26
Invalid expiry date	-27
Invalid option type	-28
Invalid trade quantity	-29
Invalid trade price	-30
Invalid order number	-31
Invalid trade number	-32
Invalid broker id	-33
Already submitted	-50
Already approved	-51
Already rejected	-52

## 10 Contingency

In case of any failure such as network, application, high bandwidth utilization at NSE or the MEMBER end, login workflow has to be re-initiated.

## 11 Usage Guidelines

- a) Members should limit requests to 15 seconds between each request.
- b) Members can send requests to the API between 6:30 AM to 5 AM next day. Kindly note that NOTIS services shall not be available between 5 AM to 6:30 AM due to maintenance activity.
- c) Failure to adhere to the above guidelines will result in removal of IP from whitelist which means that member will not be able to access the API until IP is re-added to the whitelist.

