

September 10, 2024

To BSE Limited Phiroze Jeejeebhoy Towers Dalal Street Mumbai-400 001	To National Stock Exchange of India Ltd Exchange Plaza, Plot No. C-1, G Block, Bandra- Kurla Complex, Bandra (East), Mumbai - 400 051
--	---

Dear Sir/Madam,

Sub: Submission of monthly portfolio of scheme of Bajaj Finserv Mutual Fund

In terms of requirement under Regulation 90(1) of the SEBI (Listing Obligations and Disclosure Requirements) Regulations, 2015, please find enclosed herewith, the Monthly Portfolio of following schemes of Bajaj Finserv Mutual Fund for the month of August 2024:

- Bajaj Finserv Nifty 50 ETF;
- Bajaj Finserv Nifty Bank ETF; and
- Bajaj Finserv Nifty 1D Rate Liquid ETF

Request you to take the same on record.

For **Bajaj Finserv Asset Management Limited**
(Investment Manager to Bajaj Finserv Mutual Fund)

Sd/-
Authorised Signatory

Encl: a/a

BAJAJ FINSERV ASSET MANAGEMENT LIMITED



FINSERV

Monthly Portfolio of Bajaj Finserv Mutual Fund Schemes

Sr. No	Scheme Name
1.	Bajaj Finserv Nifty 50 ETF
2.	Bajaj Finserv Nifty Bank ETF
3.	Bajaj Finserv Nifty 1D Rate Liquid ETF



BAJAJ FINSERV ASSET MANAGEMENT LIMITED

Registered Address: Bajaj Finserv House,
S. No. 208/1B, Lohegaon, Viman Nagar,
Pune - 411014 | Tel: +91 20 30405700

Corporate Office: 8th Floor,
E-Core, Solitaire Business Hub,
Viman Nagar, Pune - 411014 | Tel: +91 20 67672500

Corporate ID: U65990PN2021PLC205292
Website: www.bajajamc.com
Email ID: service@baiaiamc.com

Serial No.: 23/A00001

Monthly Portfolio Statement as on August 31, 2024

Name of the Instrument	ISIN	Industry	Quantity	Market/Fair Value (Rs. in Lakhs)	% to Net Assets	YTM-	YTC^
Equity & Equity related							
(a) Listed / awaiting listing on Stock Exchanges							
HDFC Bank Limited	INE040A01034	Banks	1,08,722	1,779.67	11.00%		
Reliance Industries Limited	INE002A01018	Petroleum Products	48,831	1,474.33	9.11%		
ICICI Bank Limited	INE090A01021	Banks	1,01,564	1,248.42	7.72%		
Infosys Limited	INE009A01021	IT - Software	52,140	1,013.45	6.26%		
ITC Limited	INE154A01025	Diversified FMCG	1,33,357	669.32	4.14%		
Tata Consultancy Services Limited	INE467B01029	IT - Software	14,624	665.94	4.12%		
Larsen & Toubro Limited	INE018A01030	Construction	16,868	624.90	3.86%		
Bharti Airtel Limited	INE397D01024	Telecom - Services	38,608	613.50	3.79%		
Axis Bank Limited	INE238A01034	Banks	41,036	482.28	2.98%		
State Bank of India	INE062A01020	Banks	55,393	451.79	2.79%		
Mahindra & Mahindra Limited	INE101A01026	Automobiles	14,001	392.78	2.43%		
Kotak Mahindra Bank Limited	INE237A01028	Banks	21,235	378.15	2.34%		
Hindustan Unilever Limited	INE030A01027	Diversified FMCG	12,888	358.03	2.21%		
Tata Motors Limited	INE155A01022	Automobiles	30,283	336.55	2.08%		
Bajaj Finance Limited	INE296A01024	Finance	4,020	289.45	1.79%		
NTPC Limited	INE733E01010	Power	68,584	285.45	1.76%		
Sun Pharmaceutical Industries Limited	INE044A01036	Pharmaceuticals & Biotechnology	15,585	283.90	1.75%		
HCL Technologies Limited	INE860A01027	IT - Software	15,277	267.84	1.66%		
Maruti Suzuki India Limited	INE585B01010	Automobiles	1,906	236.40	1.46%		
Power Grid Corporation of India Limited	INE752E01010	Power	65,782	221.95	1.37%		
Titan Company Limited	INE280A01028	Consumer Durables	6,024	214.76	1.33%		
Asian Paints Limited	INE021A01026	Consumer Durables	6,508	203.49	1.26%		
UltraTech Cement Limited	INE481G01011	Cement & Cement Products	1,667	188.40	1.16%		
Oil & Natural Gas Corporation Limited	INE213A01029	Oil	56,293	186.19	1.15%		
Tata Steel Limited	INE081A01020	Ferrous Metals	1,18,929	181.68	1.12%		
Bajaj Auto Limited	INE917I01010	Automobiles	1,611	175.46	1.08%		
Coal India Limited	INE522F01014	Consumable Fuels	32,914	172.78	1.07%		
Adani Ports and Special Economic Zone Limited	INE742F01042	Transport Infrastructure	10,601	157.10	0.97%		
Tech Mahindra Limited	INE669C01036	IT - Software	9,175	150.15	0.93%		
Hindalco Industries Limited	INE038A01020	Non - Ferrous Metals	21,086	147.89	0.91%		
Grasim Industries Limited	INE047A01021	Cement & Cement Products	5,323	143.66	0.89%		
Bajaj Finserv Limited	INE918I01026	Finance	7,836	139.72	0.86%		
IndusInd Bank Limited	INE095A01012	Banks	9,554	136.17	0.84%		
JSW Steel Limited	INE019A01038	Ferrous Metals	13,767	129.56	0.80%		
Nestle India Limited	INE239A01024	Food Products	5,149	128.76	0.80%		
Shriram Finance Limited	INE721A01013	Finance	4,015	128.66	0.80%		
Cipla Limited	INE059A01026	Pharmaceuticals & Biotechnology	7,576	125.38	0.77%		
Dr. Reddy's Laboratories Limited	INE089A01023	Pharmaceuticals & Biotechnology	1,758	123.61	0.76%		
SBI Life Insurance Company Limited	INE123W01016	Insurance	6,506	120.38	0.74%		
Adani Enterprises Limited	INE423A01024	Metals & Minerals Trading	3,785	114.28	0.71%		
Tata Consumer Products Limited	INE192A01025	Agricultural Food & other Products	9,426	113.13	0.70%		
HDFC Life Insurance Company Limited	INE795C01014	Insurance	15,214	112.39	0.69%		
Wipro Limited	INE075A01022	IT - Software	20,382	109.74	0.68%		
Hero MotoCorp Limited	INE158A01026	Automobiles	1,876	102.34	0.63%		
Bharat Petroleum Corporation Limited	INE029A01011	Petroleum Products	28,181	100.79	0.62%		
Apollo Hospitals Enterprise Limited	INE437A01024	Healthcare Services	1,452	100.59	0.62%		
Britannia Industries Limited	INE216A01030	Food Products	1,704	99.77	0.62%		
Eicher Motors Limited	INE066A01021	Automobiles	1,978	98.12	0.61%		
Div's Laboratories Limited	INE361B01024	Pharmaceuticals & Biotechnology	1,839	93.68	0.58%		
LTIMindtree Limited	INE214T01019	IT - Software	1,324	81.51	0.50%		
Sub Total				16,154.22	99.85%		
(b) Unlisted				NIL	NIL		
Sub Total				NIL	NIL		
Total				16,154.22	99.85%		
Net Receivables / (Payables)				24.56	0.15%		
GRAND TOTAL				16,178.78	100.00%		

- YTM as on August 31, 2024

Notes

(1) There is no security which is in default beyond its maturity/ interest payment date.

(2) Plan/ Option wise per unit net asset value are as follows:

Plan/ Option	As on August, 2024	As on July, 2024
Growth	254.358	250.932

(3) Details of gross distribution (of income and capital) during the month are as follows: Nil

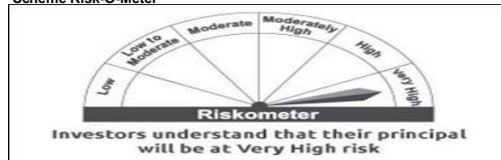
(4) Total outstanding exposure in derivative instruments as on August 31, 2024 is Rs. Nil.

(5) Total market value of investments in foreign securities/ American Depository Receipts/ Global Depository Receipts as at August 31, 2024 is Rs. Nil.

(6) Total outstanding exposure of repo transactions in corporate debt securities as on August 31, 2024 is Rs. Nil.

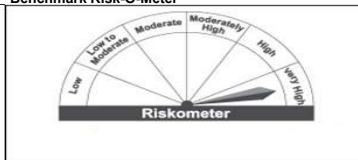
(7) Investment in short term deposits at the end of the month is Rs.NIL

Scheme Risk-O-Meter



Benchmark Name - NIFTY 50 TRI

Benchmark Risk-O-Meter



Monthly Portfolio Statement as on August 31, 2024

Name of the Instrument	ISIN	Industry	Quantity	Market/Fair Value (Rs. in Lakhs)	% to Net Assets	YTM-	YTC^
Equity & Equity related							
(a) Listed / awaiting listing on Stock Exchanges							
HDFC Bank Limited	INE040A01034	Banks	5,71,981	9,362.76	28.02%		
ICICI Bank Limited	INE090A01021	Banks	6,63,612	8,157.12	24.41%		
Kotak Mahindra Bank Limited	INE237A01028	Banks	1,91,245	3,405.69	10.19%		
State Bank of India	INE062A01020	Banks	4,04,561	3,299.60	9.88%		
Axis Bank Limited	INE238A01034	Banks	2,68,248	3,152.58	9.44%		
IndusInd Bank Limited	INE095A01012	Banks	1,27,989	1,824.16	5.46%		
Bank of Baroda	INE028A01039	Banks	3,60,002	900.37	2.69%		
The Federal Bank Limited	INE171A01029	Banks	4,59,148	893.96	2.68%		
AU Small Finance Bank Limited	INE949L01017	Banks	1,07,803	742.44	2.22%		
Punjab National Bank	INE160A01022	Banks	5,75,186	670.49	2.01%		
IDFC First Bank Limited	INE092T01019	Banks	8,67,933	640.88	1.92%		
Bandhan Bank Limited	INE545U01014	Banks	1,58,909	318.29	0.95%		
Sub Total				33,368.35	99.87%		
(b) Unlisted				NIL	NIL		
Sub Total				NIL	NIL		
Total				33,368.35	99.87%		
Net Receivables / (Payables)				44.63	0.13%		
GRAND TOTAL				33,412.98	100.00%		

~ YTM as on August 31, 2024

Notes

(1) There is no security which is in default beyond its maturity/ interest payment date.

(2) Plan/ Option wise per unit net asset value are as follows:

Plan/ Option	As on August, 2024	As on July, 2024
Growth	51.684	51.775

(3) Details of gross distribution (of income and capital) during the month are as follows: Nil

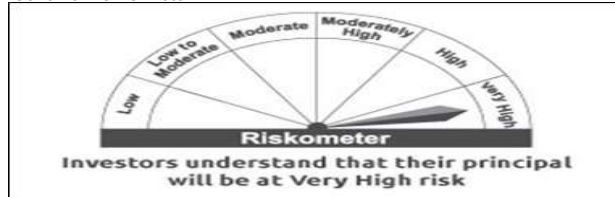
(4) Total outstanding exposure in derivative instruments as on August 31, 2024 is Rs. Nil.

(5) Total market value of investments in foreign securities/ American Depository Receipts/ Global Depository Receipts as at August 31, 2024 is Rs. Nil.

(6) Total outstanding exposure of repo transactions in corporate debt securities as on August 31, 2024 is Rs. Nil.

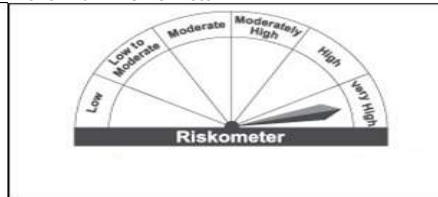
(7) Investment in short term deposits at the end of the month is Rs.NIL

Scheme Risk-O-Meter



Benchmark Name - NIFTY BANK TRI

Benchmark Risk-O-Meter



Monthly Portfolio Statement as on August 31, 2024

Name of the Instrument	ISIN	Rating	Quantity	Market/Fair Value (Rs. in Lakhs)	% to Net Assets	YTM~	YTC^
Reverse Repo / TREPS Clearing Corporation of India Ltd				1,036.11	98.03%	6.42%	
Sub Total				1,036.11	98.03%		
Total				1,036.11	98.03%		
Net Receivables / (Payables)				20.81	1.97%		
GRAND TOTAL				1,056.92	100.00%		

~ YTM as on August 31, 2024

Notes

(1) There is no security which is in default beyond its maturity/ interest payment date.

(2) Plan/ Option wise per unit net asset value are as follows:

Plan/ Option	As on August, 2024	As on July, 2024
Bajaj Finserv Nifty 1D Rate Liquid ETF	1,000.000	1,000.000

(3) Details of gross distribution (of income and capital) during the month are as follows: Nil

Plan/ Option	Per unit (Rs.)
Bajaj Finserv Nifty 1D Rate Liquid ETF	6.2250

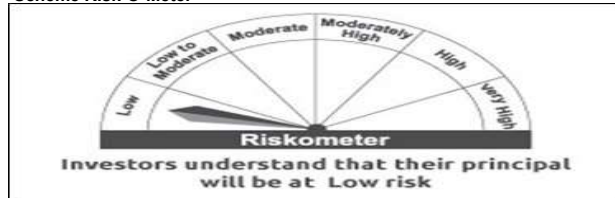
(4) Total outstanding exposure in derivative instruments as on August 31, 2024 is Nil.

(5) Total market value of investments in foreign securities/ American Depository Receipts/ Global Depository Receipts as at August 31, 2024, is Rs. Nil.

(6) Total outstanding exposure of repo transactions in corporate debt securities as on August 31, 2024 is Rs. Nil.

(7) Investment in short term deposits at the end of the month is Rs.NIL

Scheme Risk-O-Meter



Benchmark Name - NIFTY 1D RATE INDEX

Benchmark Risk-O-Meter

