

Ref.: SEC&LEG/454

April 27, 2026

BSE Limited
Phiroze Jeejeebhoy Towers
Dalal Street,
Mumbai 400 001
Scrip Code - 505283

National Stock Exchange of India Limited
Exchange Plaza, C -1, Block G,
Bandra-Kurla Complex, Bandra (E),
Mumbai 400 051.
NSE Symbol: KIRLPNU

Dear Sir / Madam,

Sub.: Presentation for the Conference Call

Pursuant to Regulation 30 of the SEBI (Listing Obligations and Disclosure Requirements) Regulations, 2015 and in continuation of earlier communication vide letter SEC&LEG/450 dated April 22, 2026; this is to inform you that the Presentation to be discussed at the Post Result Earnings Call for Investors and Analysts scheduled on Monday, April 27, 2026 at 4.00 p.m. (IST) has been uploaded on the website of the Company, viz. www.kirloskarpneumatic.com The same has also been enclosed.

The same is available on the following weblink:

<https://www.kirloskarpneumatic.com/investor>

You are requested to take the same on record.

Yours faithfully,

For Kirloskar Pneumatic Company Limited



Jitendra R. Shah
Company Secretary & Head Legal
Membership No. 17243
Encl: As above

Kirloskar Pneumatic Company Limited

A Kirloskar Group Company

Regd. Office: Plot No. 1, Hadapsar Industrial Estate, Hadapsar,
Pune, Maharashtra 411013
Tel: +91 (20) 26727000
Fax: +91 (20) 26870297
Email: sec@kirloskar.com | Website: www.kirloskarpneumatic.com
CIN: L29120PN1974PLC110307

Financial Results

Q4 & FY26

27th April 26

Disclaimer

This presentation has been prepared solely for use at the investor/analyst presentation. By attending the meeting where this presentation is made, or by reading the presentation slides, you agree to be bound by the following limitations:

Statements in this presentation, particularly those which relate to management's views and analysis, describing the Company's objectives, projections, estimates and expectations may constitute "forward looking statements" within the meaning of applicable laws and regulations. Actual results may differ materially from those anticipated in the forward-looking statements. The company assumes no obligation to update forward-looking statements to reflect actual results, changed assumptions or other factors.

Air Conditioning & Refrigeration



- Air Conditioning & Refrigeration Equipment
- Refrigeration Systems
- Vapour Absorption Chillers

Air Compressors



- Centrifugal Air Compressor – Tezcatlipoca
- Screw Air Compressors
- Reciprocating Air & Gas Compressors

Process Gas Systems



- Upstream Midstream Downstream
- CNG Applications
- Compressed Biogas Applications - Jarilo

Precision Engineering



- Forging
- Fabrication
- Foundry (LFC)
- Industrial Gearboxes
- Gears
- Loco Transmissions

Corporate Office

One Avante Building
Karve Road,
Kothrud,
Pune

Manufacturing locations

- Hadapsar, Pune
- Saswad, Pune District
- Eklahare, Nashik

Dealers Network

- PAN India presence
- 150+ locations

International Location

Dubai

Sales
Representative
Office

Subsidiary Company

Village Patgaon
Near Badalapur

Systems &
Components
India
Private
Limited

AGENDA

- **Business Highlights**
- Financial Highlights

Order Booking*

Rs. 2,000 Cr+ in FY26 (Rs. 1,871 Cr in FY25)

Order Board

Rs. 1,863 Cr as on 01.04.26 (Rs. 1,624 Cr as on 01.04.25)

Total Income*

FY 26 - Rs. 1,786 Cr, up by 8% over FY25. (FY25 Rs. 1,651 Cr)

Profit Before Tax*

FY 26 - Rs. 356 Cr, up by 25% over FY25. (FY25 Rs. 284 Cr)

Dividend@

@ 600% i.e. Rs. 12 per share (FY25 @500% i.e. Rs. 10 per share)

Stock Spilt @

Sub-division of shares of face value-Rs. 2 into Face Value of Re. 1.

* All time highest Order Booking, Total Income, profit before tax and dividend

Interim dividend paid @ Rs. 3.50 per share, Recommendation of final dividend Rs. 8.50 per share.

@Final Dividend & Stock split are subject to approval by shareholders

Leadership

Mr. Aman Kirloskar, Managing Director wef.- 01.04.2026

IP Initiative

57 IP's filed in FY26 (41 IP in FY25)...Total IP's filed : 128

PLI update

PLI Approved for "Zephyros" Air Conditioning Package

ESG Initiative

Constructed a 7-million-litre water storage at Nashik plant

HR Excellence

Institute of Directors – Golden Peacock Award

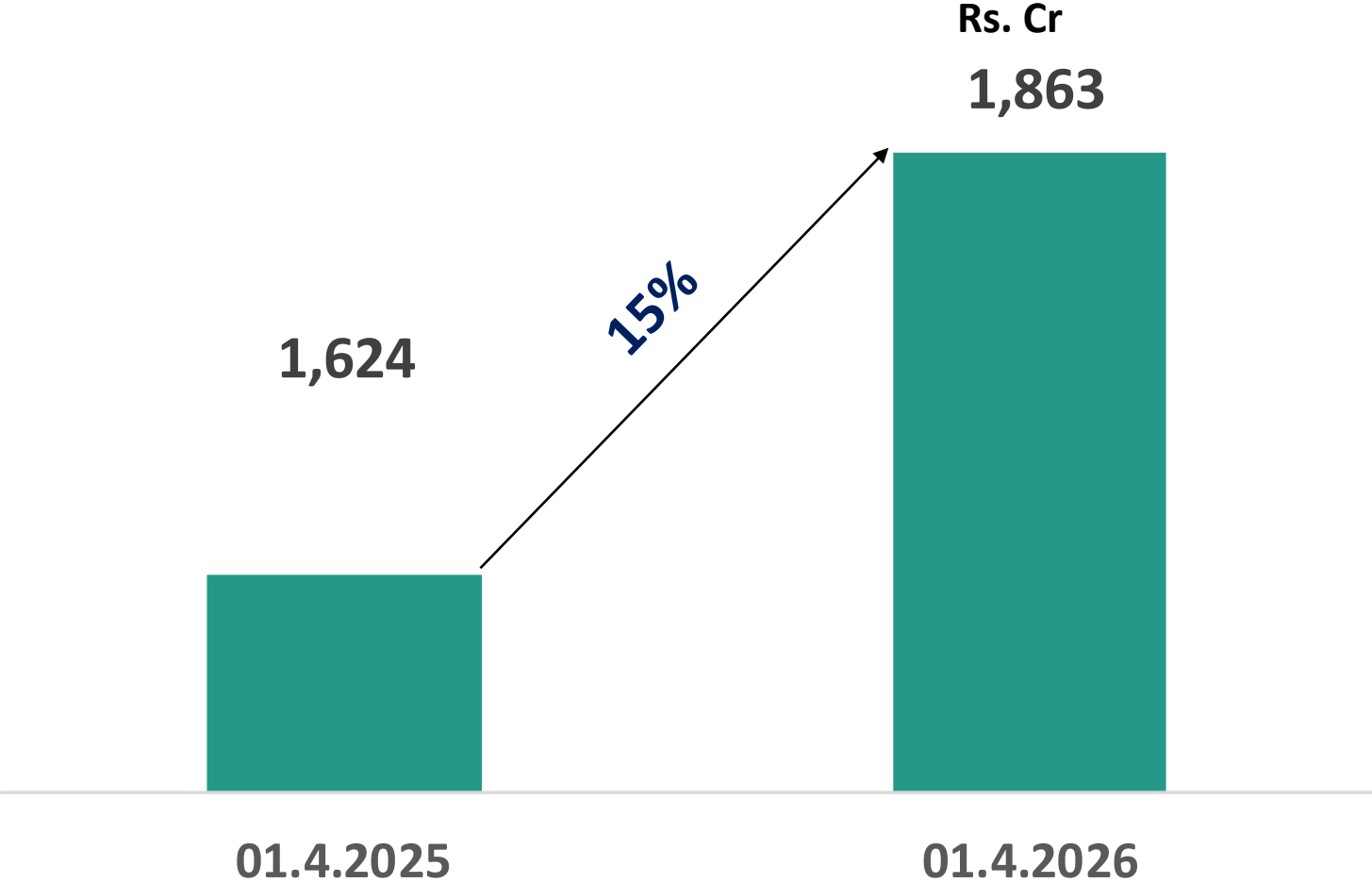
FE 1000

India Finest Companies – Rank of Top 1000 Listed Companies

AGENDA

- Business Highlights
- **Financial Highlights**

Order inflow crosses ₹2,000 Cr in FY26, setting a new benchmark



Income Statement

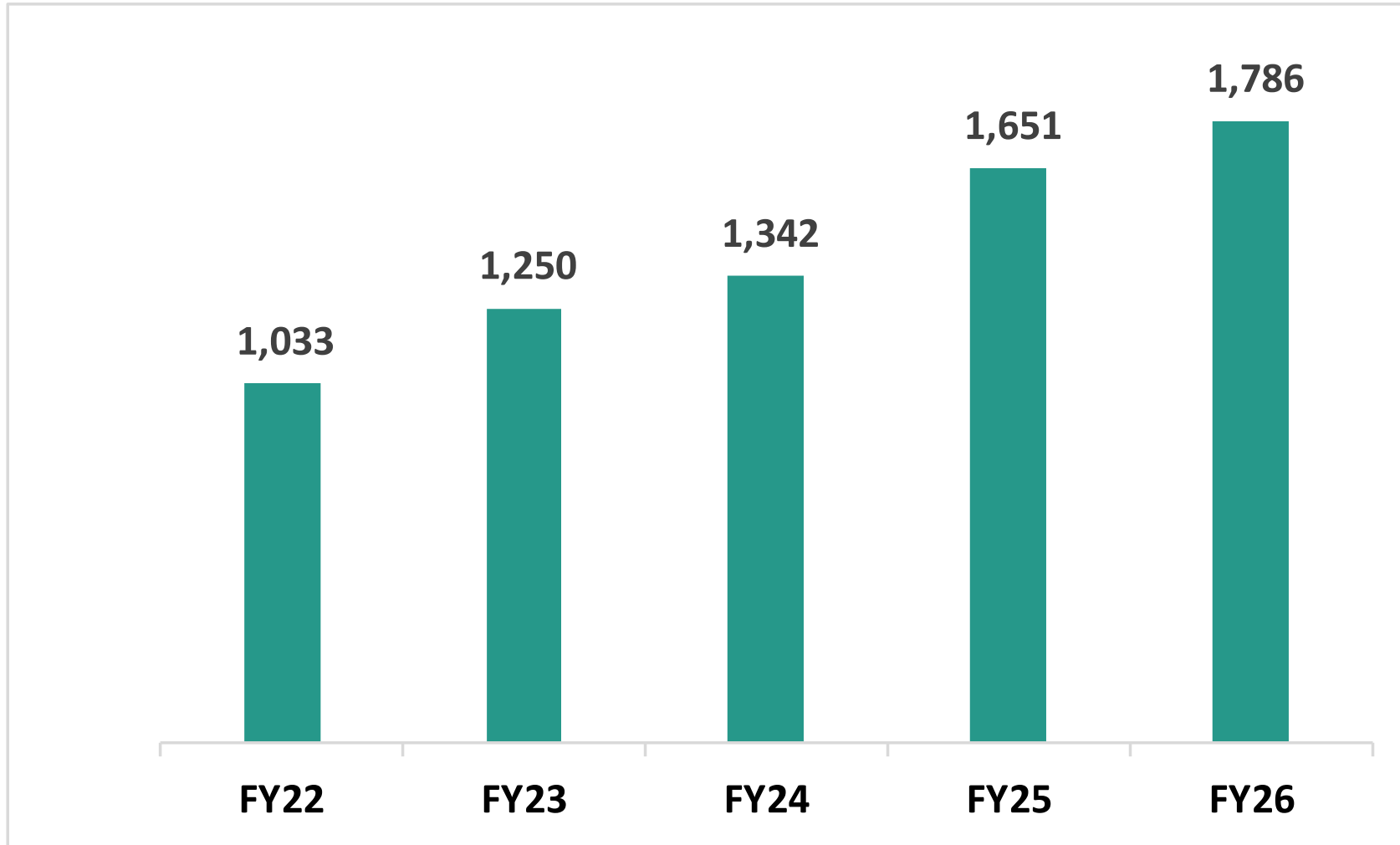
Rs. Cr

PARTICULARS	Q4		FY	
	FY26	FY25	FY26	FY25
INCOME :				
Revenue from Operations	705.7	582.6	1,759.2	1,628.6
Other Income	6.0	5.6	27.1	22.1
TOTAL INCOME	711.6	588.2	1,786.3	1,650.7
EXPENSES :				
Cost of Materials Consumed	350.6	308.7	830.7	824.3
Purchase of Traded Goods	18.3	16.6	57.5	48.9
Changes in Inventories	(15.6)	3.0	-15.4	-14.6
Employee Benefits Expenses	53.1	45.5	200.5	177.0
Finance Costs	0.0	0.0	0.2	0.0
Depreciation and Amortization	8.3	6.9	31.1	28.9
Other Expenses	113.5	98.9	325.5	301.7
TOTAL EXPENSES	528.0	479.6	1,430.0	1,366.2
PROFIT BEFORE EXCEPTIONAL ITMES AND TAX	183.6	108.6	356.3	284.5
Exceptional Items - Gratuity provision	(4.2)	-	14.0	3.9
PROFIT BEFORE TAX	187.8	108.6	342.2	280.7

Total Income

CAGR : 15%

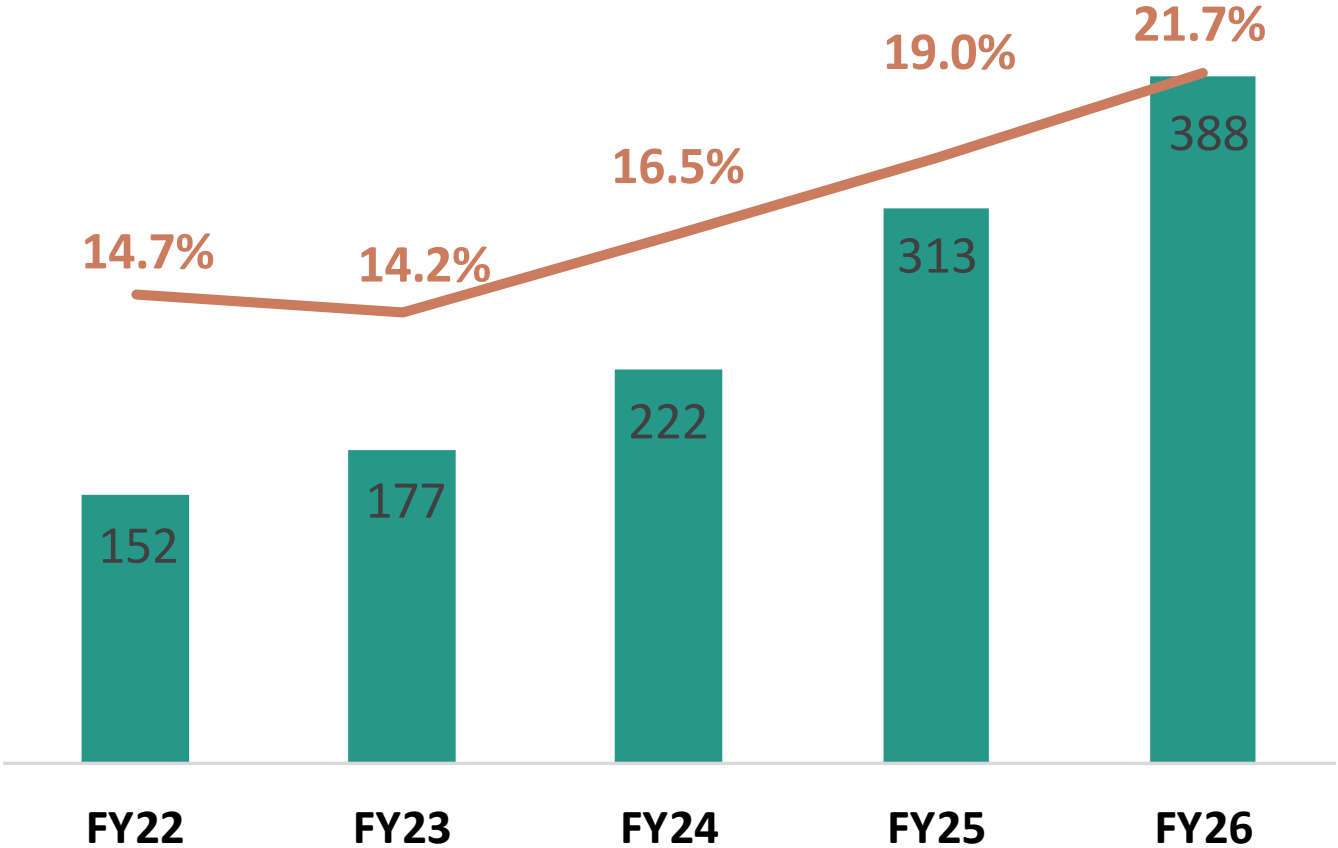
Rs. Cr




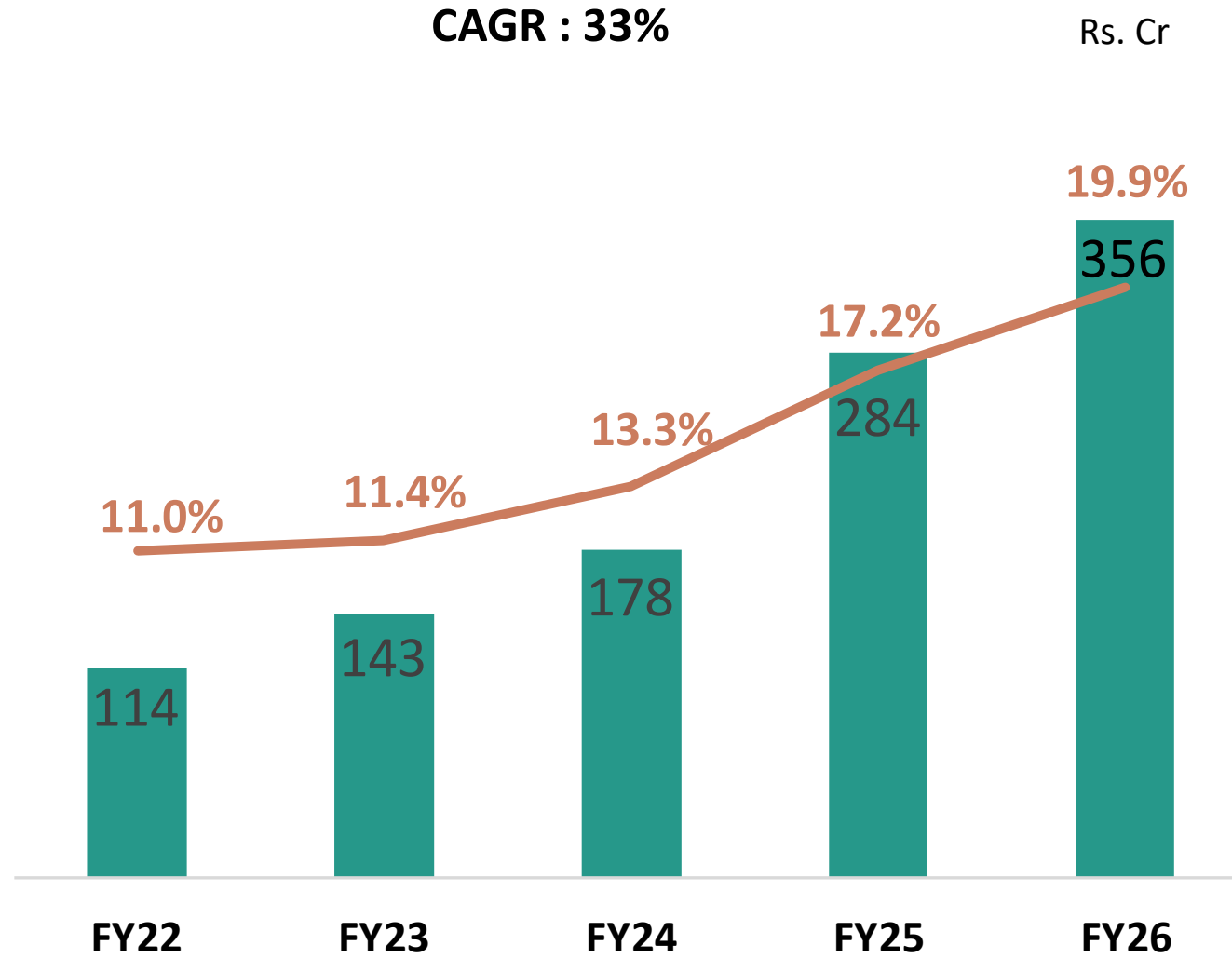
EBITDA & EBITDA %

CAGR : 27%

Rs. Cr




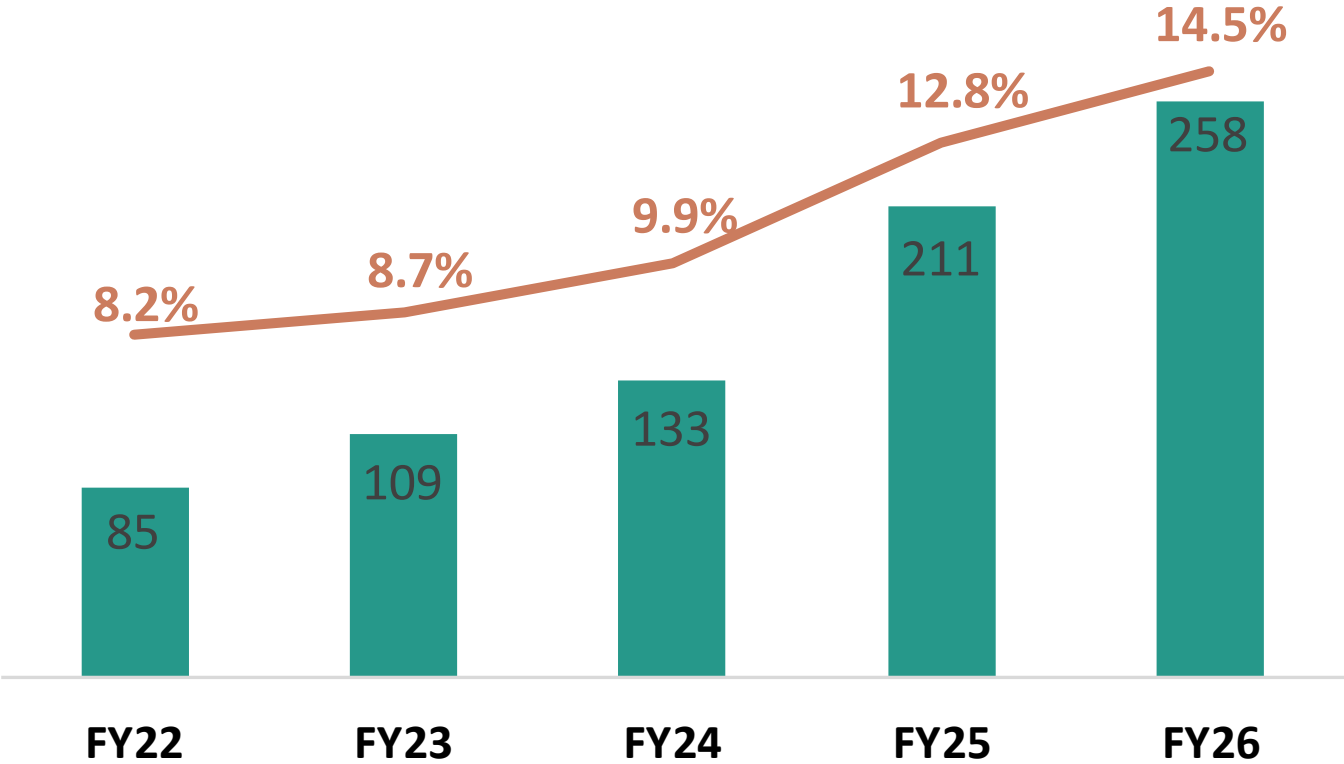
PBT & PBT %



PAT & PAT %

CAGR : 33%

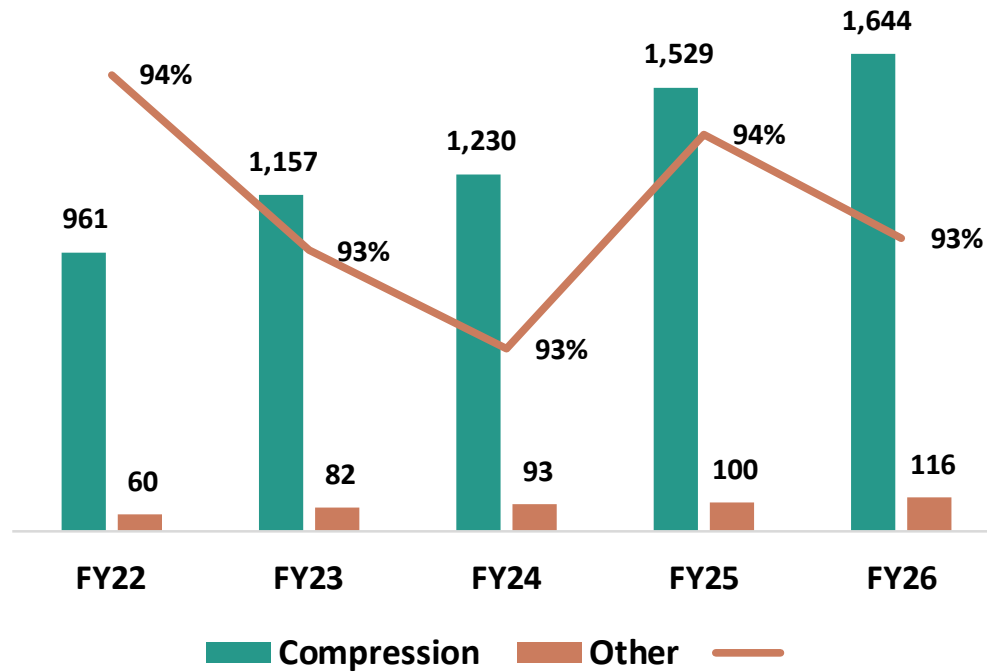
Rs. Cr



SEGMENT PERFORMANCE

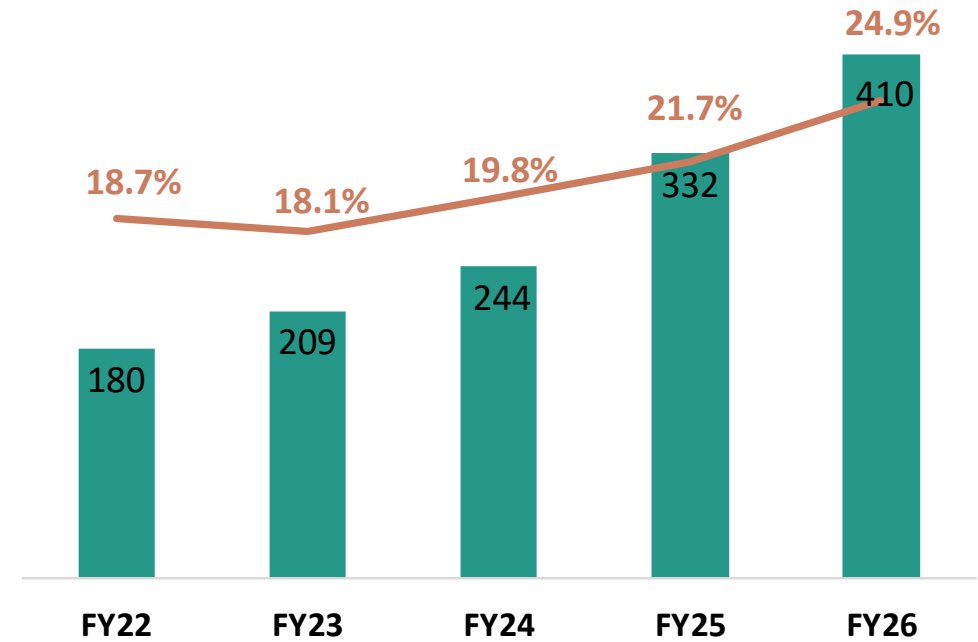
SEGMENT REVENUE

Rs. Cr



SEGMENT PBIT & %

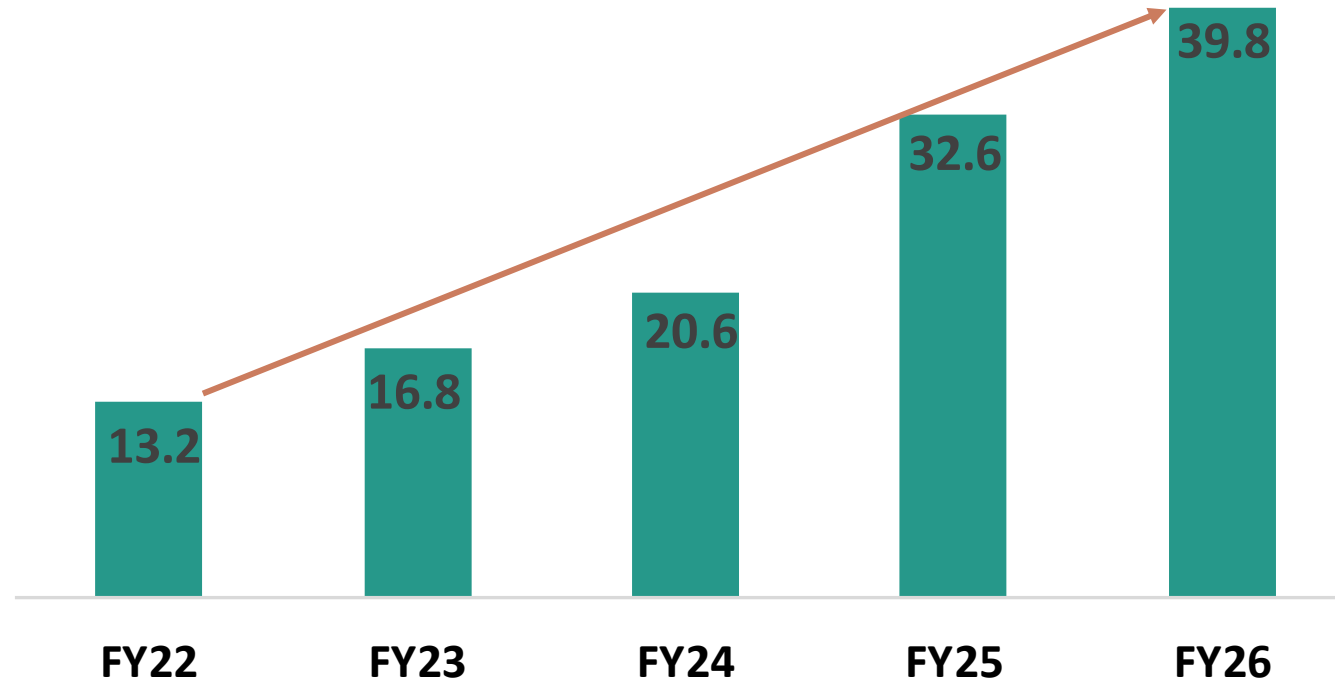
Rs. Cr



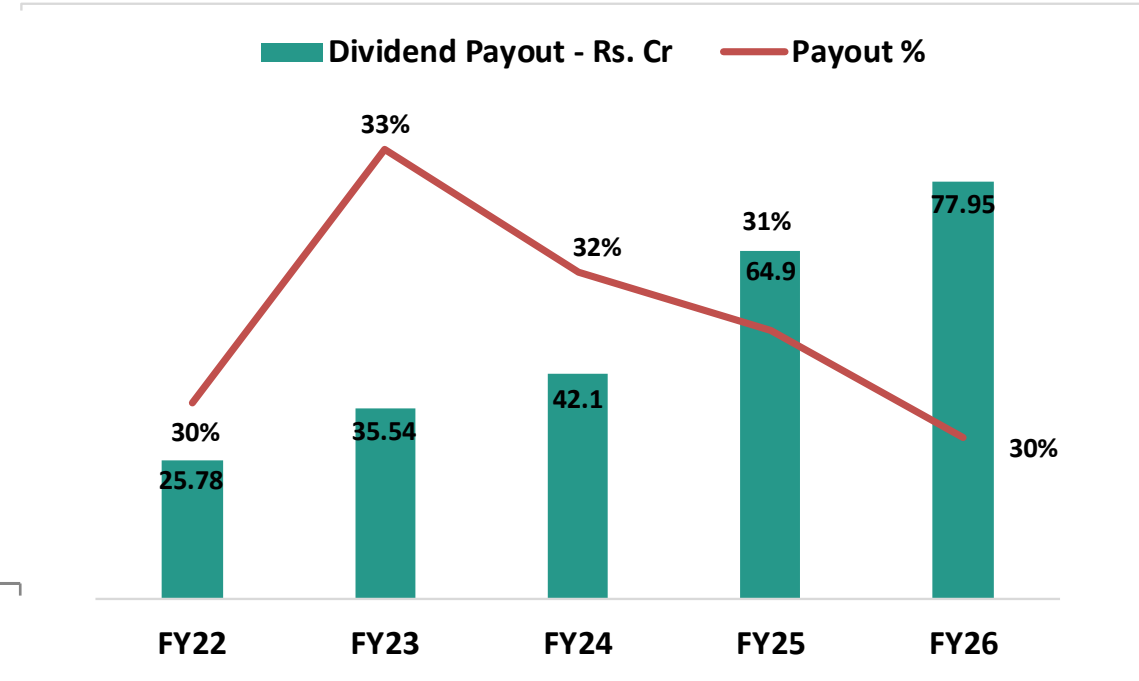
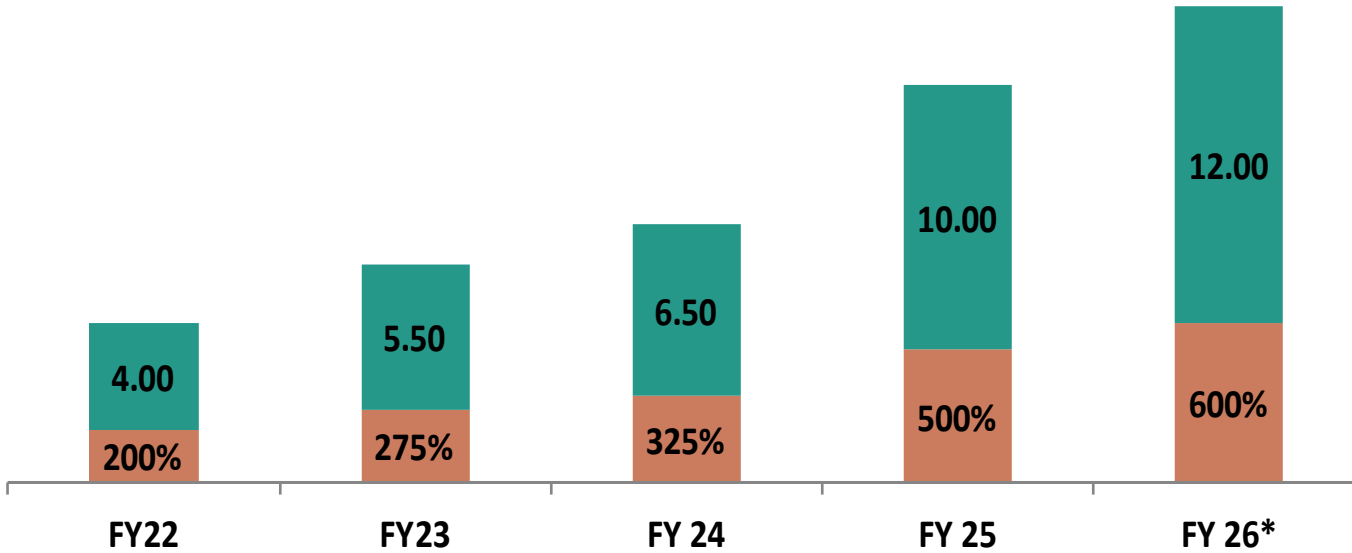
Key Comments

- Compression Segment contributes above 90% of total revenue
- Predominantly serves Petrochemical, Oil & Gas Sector
- Major player in CNG market

Earning per share (EPS)



Dividend



* FY26 – Interim Dividend @ 175 % i.e. Rs. 3.50 per share, already paid
Final Dividend @425% i.e. Rs. 8.50 per share, subject to approval by shareholders

- * The Board of Directors has approved the sub-division of equity shares from a face value of ₹2 each to ₹1 each.

No. of Equity shares before sub-division : 6,49,60,000

No. of Equity shares after sub-division : 12,99,20,000

- * *Subject to approval by shareholders*

Appointment of Managing Director ^{*}wef. 01-April-2026

Brief introduction of Mr. Aman Kirloskar

Aman Kirloskar's journey is a testament to dedication and innovation. Graduating from Bryant University in 2017 with a major in Global Supply Chain Management and a minor in Political Science, he excelled academically and professionally. During his time at Bryant, he was honoured with the University-Wide Jeremiah Clark Barber Commencement Award and gained hands-on experience through a Supply Chain Capstone project with a pharmaceutical company, focusing on supply chain rationalization.

Mr. Aman Kirloskar's ambition took him to North America, where he served as a Global Intern from September 2017 to February 2018. There, he honed his expertise in international logistics and supply chain coordination, managing global supply chains across continents from North and South America to Japan, Russia, and the UK.

Returning to India, he began his career with Kirloskar Group in May 2018 as a Supply Chain Manager at Kirloskar Chillers Private Limited. His exceptional performance and strategic acumen led him to Kirloskar Pneumatic Company Limited in August 2019 as a Senior Manager. At Kirloskar Pneumatic, he played a crucial role in formulating and implementing business strategies, driving growth, and scaling production. His leadership was pivotal during the COVID-19 pandemic, where he guided the company through challenging times and focused on the production of screw compressors for oxygen generation plants.

Mr. Aman Kirloskar's contributions led to his promotion to General Manager (Operations) in 2021, where he oversaw manufacturing, supply chain, foundry, plant engineering, and quality across the Air Compressor and Transmission Divisions. He pioneered scaling up of production of air compressors, new machines with screw and centrifugal technology along with manufacturing and assembly of piston compressor range.

He also heads group level initiatives in areas like ESG compliance. He chairs the group level Energy conservation committee which spearheads various initiatives across multiple business units focused on sustainability, green technology and circular economy.

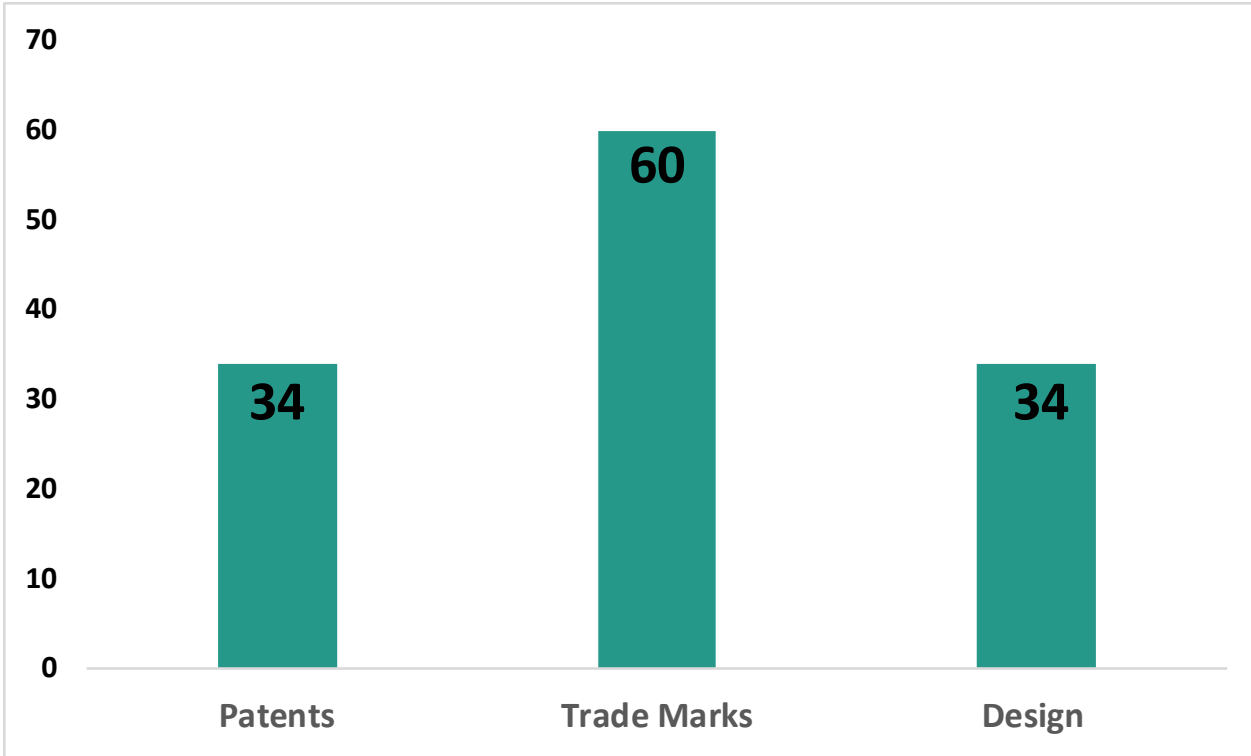
His journey with Kirloskar is marked by a relentless pursuit of success and a dedication to advancing the company's mission.



Mr. Aman Kirloskar

Total IP filed : 128

57 IP in FY26 (41 IP's in FY25)



Our Partners in Research



IIT Bombay



IISc Bengaluru



VJTI Mumbai



VIT, VU, VIIT Pune



भारी उद्योग मंत्रालय
MINISTRY OF
HEAVY INDUSTRIES

MHI, Govt of India



MIT Pune



• Compact • Efficient • Sustainable

Zephyros

GREEN NH3 AIR CONDITIONING PACKAGE

A compact ammonia-based AC package offering reliable cooling with long-term energy savings and minimal environmental impact.

Features:

- Natural Refrigerant (NH₃) Zero ODP/GWP
- Semi-sq. Hermetic Patented Motor Cooling Technology
- Capacity: 7-35 TR
- Control unit + VFD for Precise Capacity Control
- Evaporating Temp. 0°C to 5°C.
- 20 - 30% Energy Savings
- Air-Cooled Condenser - No Water Required

PLI Approved by DPIIT (Govt. of India)

1. Zephyros – Air Conditioning package
2. Heat Exchanger
3. Sheet Metal Components
4. Motors

Capex Commitment of Rs. 320 Cr





Pond Capacity - 6 Million Litres



UG open Tank Capacity - 1 Million Litres

Key Features :

- Self sufficient in water resources
- Rainwater collection & storage
- Connected to entire Nashik factory



Kirloskar Pneumatic Company Limited is honored to receive the Golden Peacock HR Excellence Award 2025 (Engineering Sector) - one of India's most prestigious recognitions in the field of Human Resource Management.

Our company was selected from 447 organisations across India through a rigorous three-tier evaluation process and is proud to be among the Top 14 organisations in the country, achieving this distinction in its very first participation.

The award was presented on 19th & 20th February 2026 at the 20th International Conference on Corporate Social Responsibility & Golden Peacock Awards Ceremony organised by **the Institute of Directors, India.**



Rank by Market Cap as on 31.12.2025

Rank 2025 – **675** with Rs. 6,885 Cr. Market Cap

Rank by Net Revenue

Rank FY25 - 855

Rank FY24 - 909

Courtesy : Financial Express March 2026 Magazine

Standalone – Income Statement

Particulars	Rs. Mn				
	Quarter ended		Year ended		
	Mar 31 31-Mar-26	Dec 31 31-Dec-25	Mar 31 31-Mar-25	on 31-March 2026	2025
Revenue from Operations	7,056.7	4,034.6	5,826.5	17,592.3	16,286.3
Other Income	59.6	60.7	55.7	270.8	221.1
Total income (1+2)	7,116.3	4,095.4	5,882.2	17,863.0	16,507.4
Expenses					
Cost of Materials consumed	3,505.6	1,774.2	3,087.1	8,306.6	8,243.0
Purchase of stock-in-trade	182.6	142.3	166.2	575.1	488.7
Changes in inventories of finished goods, Stock-in - Trade and work-in-progress	(156.5)	25.9	29.6	(154.3)	(145.8)
Employee benefits expense	531.2	500.5	455.2	2,005.5	1,769.9
Finance costs	0.0	(0.2)	0.1	2.0	0.4
Depreciation and amortisation	82.8	79.6	69.0	310.9	288.9
Other expenses	1,134.6	785.3	989.2	3,254.6	3,017.3
Total Expenses	5,280.3	3,307.5	4,796.4	14,300.4	13,662.4
Profit/(Loss) before exceptional items & tax	1,835.9	787.9	1,085.8	3,562.7	2,845.0
Exceptional items					
Statutory impact of new labour codes	(42.4)	182.7	-	140.3	-
Impairment of assets	-	-	38.5	-	38.5
Profit/ (Loss) before tax (V - VI)	1,878.3	605.1	1,047.3	3,422.3	2,806.5
Tax expenses					
Current Tax (net of previous year)	435.3	205.1	278.5	838.5	695.0
Deferred Tax	3.6	-31.4	(37.7)	(0.3)	0.8
Profit/ (Loss) for the period (VII - VIII)	1,439.4	431.5	806.5	2,584.1	2,110.7
Earning per equity share basic (Rs.)	22.17	6.65	12.44	39.80	32.56
Earning per equity share diluted (Rs.) (Not Annulised)	22.13	6.64	12.41	39.74	32.48

Standalone – Balance sheet

Rs. Mn

Sr. No.	Particulars	As at March 31,	
		2026	2025
		Audited	
(1)	ASSETS		
	Non-current assets		
	(a) Property, Plant and Equipment	3,327	2,867
	(b) Capital work-in-progress	51	197
	(c) Other Intangible assets	32	38
	(d) Intangible assets under development	16	16
	(e) Financial Assets		
	(i) Investments	1,355	1,915
	(ii) Trade Receivable	22	23
	(iii) Loans	-	-
	(iv) Other Financial Assets	72	68
	(f) Other non-current assets	6	3
	Total non-current assets	4,881	5,127
(2)	Current assets		
	(a) Inventories	2,107	1,993
	(b) Financial Assets		
	(i) Investments	3,426	2,685
	(ii) Trade receivables	5,205	4,759
	(iii) Cash and cash equivalents	1,139	634
	(iv) Bank balance other than (iii)above	34	36
	(v) Others	268	305
	(c) Current Tax Assets (Net)	-	-
	(d) Other current assets	320	535
	(e) Assets Classified as Held for Sale	2	59
	Total current assets	12,501	11,006
	TOTAL ASSETS	17,382	16,133

Sr. No.	Particulars	As at March 31,	
		2026	2025
		Audited	
	EQUITY AND LIABILITIES		
	Equity		
	(a) Equity share capital	130	130
	(b) Other equity	12,379	10,831
	Total equity	12,509	10,961
(1)	Liabilities		
	Non-current liabilities		
	(a) Financial Liabilities		
	(i) Borrowings	-	-
	(ii) Lease Liabilities	-	2
	(iii) Other financial liabilities	0	1
	(b) Provisions	112	100
	(c) Deferred tax liabilities (net)	107	179
	(d) Other non-current liabilities	-	-
	Total non-current liabilities	219	282
(2)	Current liabilities		
	(a) Financial liabilities		
	(i) Borrowings	-	-
	(ii) Lease Liabilities	2	3
	(iii) Trade payables		
	Total Outstanding due to Micro and small enterprises	248	305
	Total Outstanding dues of Creditors other than Micro and small enterprises	2,291	1,780
	(iv) Other financial liabilities	1,009	840
	(b) Other current liabilities	831	1,819
	(c) Provisions	252	102
	(d) Current tax liability (net)	20	41
	Total current liabilities	4,653	4,890
	TOTAL LIABILITIES	4,873	5,172
	TOTAL EQUITY AND LIABILITIES	17,382	16,133

Consolidated – Income Statement

Rs. Mn

Particulars	Quarter ended			Year ended	
	Mar 31 31-Mar-26	Dec 31 31-Dec-25	Mar 31 31-Mar-25	on 31-March 2026	2025
Revenue from Operations	7,118.2	4,068.6	5,915.9	17,867.3	16,401.7
Other Income	59.8	61.0	56.2	277.3	222.5
Total income (1+2)	7,178.0	4,129.6	5,972.1	18,144.6	16,624.2
Expenses					
Cost of Materials consumed	3,529.5	1,811.8	3,153.4	8,440.0	8,321.3
Purchase of stock-in-trade	183.7	143.0	166.9	579.2	489.5
Changes in inventories of finished goods, Stock-in - Trade and work-in-progress	(144.0)	9.7	17.5	(74.8)	(162.3)
Employee benefits expense	543.0	512.8	469.7	2,056.3	1,789.0
Finance costs	1.7	1.6	2.6	10.7	3.5
Depreciation and amortisation	84.4	80.9	70.7	317.7	291.4
Other expenses	1,145.9	797.5	1,011.4	3,295.9	3,044.8
Total Expenses	5,344.2	3,357.3	4,892.2	14,625.1	13,777.2
Profit/(Loss) before exceptional items & tax	1,833.7	772.4	1,079.9	3,519.5	2,846.9
Exceptional items					
Statutory impact of new labour codes	(41.7)	182.7	-	141.0	-
Impairment of assets	-	-	38.5	-	38.5
Profit/ (Loss) before tax (V - VI)	1,875.5	589.6	1,041.3	3,378.5	2,808.4
Tax expenses					
Current Tax (net of previous year)	435.3	205.1	278.5	838.5	695.0
Deferred Tax	3.5	(31.4)	(38.1)	(2.6)	0.5
Profit/ (Loss) for the period (VII - VIII)	1,436.7	416.0	800.9	2,542.6	2,112.9
Earning per equity share basic (Rs.)	22.13	6.40	12.35	39.16	32.58
Earning per equity share diluted (Rs.) (Not Annulised)	22.09	6.39	12.32	39.10	32.50

THANK YOU

For further Information, Please Contact:

Kirloskar Pneumatic Co. Ltd.

Ramesh Birajdar

Vice President & Chief Financial Officer

Ph : +91 90 11 71 93 29

Email : ramesh.birajdar@kirloskar.com

Group Investor Relations

Ms. Mayura Bhusari

Tel (020) 69065007 Ext. 261

Email : mayura.bhusari@kirloskar.com