



Date: 2nd May, 2019

To, The Manager, Department of Corporate Services, BSE Ltd., Phiroze Jeejeebhoy Towers, Dalal Street, Fort, Mumbai-400001. Scrip Code : 526263	To, The Manager, National Stock Exchange of India Limited, Exchange Plaza, Bandra Kurla Complex, Bandra (E), Mumbai-400051. Ref: MOLDTECH - EQ
---	--

Dear Sir,

Sub: Out Come of Board Meeting dated 2nd May, 2019

We wish to inform that, the Board of Directors at its meeting held on 2nd May 2019, from 11.30 a.m. till 1:30 p.m., inter-alia approved the audited standalone and consolidated financial results of the Company, for the quarter and financial year ended 31st March 2019.

In this regard please find enclosed the following:


- Audited Standalone and Consolidated Financial results of the company for the quarter/financial year ended 31st March, 2019.
- Audit Report for both Standalone and Consolidated financial statements for the financial year ended 31st March 2019.

It is further informed that the Board of Directors recommended a final dividend of Rs. 0.60 per Equity Share for the financial year ended March 31, 2019 on Equity Shares, on face value of Rs.2/- each. The Board of Directors has earlier declared an interim dividend of Rs. 0.80 paise per Equity Share, on face value of Rs. 2/- each (40%) at its meeting held on 12th April 2019. The total dividend for the year ended 31st March 2019, amounts to Rs. 1.40 paise per Equity Share (70%), on face value of Rs. 2/- each against 35% i.e Rs.0.70 per share for the previous year 2017-18.

The final dividend is subject to the approval of shareholders at the ensuing Annual General Meeting.

Kindly take the above information on records.

Thanking you,
For MOLD-TEK TECHNOLOGIES LIMITED


J.LAKSHMANA RAO
(Managing Director)
DIN: 00649702





MOLD-TEK TECHNOLOGIES LIMITED

CIN : L25200TG1985PLC005631

Registered Office: Plot No.700, 8-2-293/82/A/700

Road No.36, Jubilee Hills, Hyderabad- 500033, Telangana

STATEMENT OF AUDITED CONSOLIDATED FINANCIAL RESULTS FOR THE QUARTER AND YEAR ENDED 31ST MARCH 2019

₹ in lakhs except for EPS

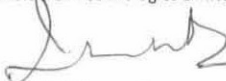
SL NO.	PARTICULARS	QUARTER ENDED			YEAR ENDED	
		31-03-19 (Audited) (Refer Note 3)	31-12-18 (Unaudited)	31-03-18 (Audited) (Refer Note 3)	31-03-19 (Audited)	31-03-18 (Audited)
I	Revenue from Operations	2,441.55	2,253.21	1,816.49	8,937.89	7,390.96
II	Other Income	11.96	313.34	10.00	174.95	20.26
III	Total income (I+II)	2,453.51	2,566.55	1,826.49	9,112.84	7,411.22
IV	Expenses					
	Employee Benefits Expense	1,456.17	1,541.28	1,312.78	5,715.11	5,112.77
	Finance Costs	12.42	7.11	7.85	35.35	32.09
	Depreciation and amortisation expense	110.77	90.36	85.76	368.96	336.45
	Other Expenses	344.10	431.27	417.40	1,341.81	1,268.84
	Total Expenses (IV)	1,923.46	2,070.02	1,823.79	7,461.23	6,750.15
V	Profit before exceptional items and tax (III-IV)	530.05	496.53	2.69	1,651.61	661.07
VI	Exceptional items	-	-	-	-	-
VII	Profit before tax (V-VI)	530.05	496.53	2.69	1,651.61	661.07
VIII	Tax Expense					
	(1) Current tax	185.53	163.20	(59.63)	487.38	189.02
	(2) Deferred tax	(18.00)	2.52	(14.86)	(27.79)	(81.21)
IX	Profit for the period (VII-VIII)	362.52	330.81	77.19	1,192.02	553.25
X	Other Comprehensive Income (OCI)					
	a) Items that will not be reclassified to profit or loss (Net of tax)					
	Remeasurement of defined employee benefits	(30.05)	(7.00)	(19.79)	(51.05)	(28.06)
	b) Items that will be reclassified to profit or loss (Net of tax)					
	Exchange differences in translating the Financial Statements of a foreign operation	(11.24)	(8.61)	(12.25)	7.17	(11.70)
XI	Total Comprehensive Income for the period (IX+X)	321.23	315.20	45.14	1,148.14	513.50
	Profit for the period attributable to:					
	Owners of the parent	362.52	330.81	77.19	1,192.02	553.25
	Non-controlling interests	-	-	-	-	-
	Other comprehensive income attributable to:					
	Owners of the parent	(41.29)	(15.61)	(32.04)	(43.88)	(39.76)
	Non-controlling interests	-	-	-	-	-
	Total comprehensive income attributable to:					
	Owners of the parent	321.23	315.20	45.14	1,148.14	513.50
	Non-controlling interests	-	-	-	-	-
XII	Paid up Equity Share Capital	556.93	556.93	548.89	556.93	548.89
XIII	Earnings per share (Face Value of ₹ 2 each) (Not Annualised)					
	a) Basic	1.31	1.19	0.28	4.31	2.03
	b) Diluted	1.31	1.19	0.28	4.31	2.02

Notes:

- The above results for the quarter and year ended 31st March 2019 were reviewed by the Audit Committee and approved by the Board of Directors of the Company at their meeting held on 2 May, 2019. The Statutory Auditors have expressed an unmodified audit opinion.
- The above results include the results of the wholly owned subsidiary, Mold-Tek Technologies Inc, USA.
- The figures for the quarters ended 31 March 2019 and 31 March 2018 are the balancing figures between audited figures in respect of full financial years and the published unaudited year to date figures upto third quarter of the respective financial years.
- The financial results of the Group have been prepared in accordance with Ind AS prescribed under Section 133 of the Companies Act, 2013 ('the Act') read with the relevant rules thereunder and in terms of Regulation 33 of SEBI (Listing Obligations and Disclosure Requirements), Regulations, 2015 and SEBI circular dated 5 July, 2016.
- The Group has consolidated financial results based on Ind AS 110 "Consolidated Financial Statements".
- Effective April 1, 2018, the Company has adopted Ind AS 115 using the cumulative effect method. The standard is applied retrospectively only to contracts that are not completed as at the date of initial application and the comparative information is not restated in the consolidated statement of profit and loss. The adoption of the standard did not have any significant impact on the financial statements of the Company.
- The Group has one reportable segment as per the requirements of Ind AS 108 "Operating Segments".

Place: Hyderabad
Date: 2nd May, 2019

For Mold-Tek Technologies Limited


J Lakshmana Rao
Chairman & Managing Director
DIN: 00649702



**MOLD-TEK TECHNOLOGIES LIMITED**

CIN : L25200TG1985PLC005631

Registered Office: Plot No.700, 8-2-293/82/A/700

Road No.36. Jubilee Hills, Hyderabad- 500033, Telangana

CONSOLIDATED STATEMENT OF ASSETS AND LIABILITIES - AUDITED

(₹ In lakhs)

Particulars	As at 31 March, 2019	As at 31 March, 2018
I. ASSETS		
Non-current Assets		
(a) Property, plant and equipment	1836.35	1720.06
(b) Intangible assets	323.80	316.21
(c) Financial assets		
Other financial assets	67.14	59.03
(d) Other non-current assets	20.62	16.96
Current Assets		
(a) Financial assets		
(i) Trade receivables	1966.35	1733.12
(ii) Cash and cash equivalents	163.81	203.95
(iii) Other bank balances	18.66	17.18
(iv) Loans	23.13	24.44
(v) Other financial assets	1147.92	567.76
(b) Current tax assets (net)	285.62	289.93
(c) Other current assets	304.47	210.38
TOTAL ASSETS	6,157.87	5,159.02
II. EQUITY AND LIABILITIES		
Equity		
(a) Equity share capital	556.93	548.89
(b) Other equity	4512.14	3544.92
Liabilities		
Non-Current Liabilities		
(a) Financial liabilities		
Borrowings	0.87	30.34
(b) Deferred tax liabilities (net)	72.89	100.68
(c) Provisions	10.05	15.07
Current Liabilities		
(a) Financial liabilities		
(i) Borrowings	224.07	143.28
(ii) Trade payables		
(A) Total outstanding dues of micro enterprises and small enterprises	-	-
(B) Total outstanding dues of creditors other than micro enterprises and small enterprises	141.55	106.28
(iii) Other financial liabilities	440.85	484.85
(b) Other current liabilities	66.56	82.00
(c) Provisions	125.25	102.71
(d) Current Tax Liabilities (net)	6.71	0.00
TOTAL EQUITY AND LIABILITIES	6,157.87	5,159.02


Hyderabad
2nd May, 2019

For Mold-Tek Technologies Limited

J Lakshmana Rao

Chairman & Managing Director

DIN: 00649702





MOLD-TEK TECHNOLOGIES LIMITED

CIN : L25200TG1985PLC005631
Registered Office: Plot No.700, 8-2-293/82/A/700
Road No.36, Jubilee Hills, Hyderabad- 500033, Telangana

STATEMENT OF AUDITED STANDALONE FINANCIAL RESULTS FOR THE QUARTER AND YEAR ENDED 31ST MARCH 2019

₹ in lakhs except for EPS

SL NO.	PARTICULARS	QUARTER ENDED			YEAR ENDED	
		31-03-19 (Audited) (Refer Note 3)	31-12-18 (Unaudited)	31-03-18 (Audited) (Refer Note 3)	31-03-19 (Audited)	31-03-18 (Audited)
I	Revenue from Operations	2,161.33	1,996.99	1,588.96	7,826.95	6,528.48
II	Other Income	11.95	313.33	9.97	174.87	17.14
III	Total income (I+II)	2,173.28	2,310.32	1,598.93	8,001.82	6,545.62
IV	Expenses					
	Employee Benefits Expense	1,276.17	1,382.02	1,172.77	4,989.04	4,537.45
	Finance Costs	12.42	7.11	7.85	35.35	32.09
	Depreciation and amortisation expense	100.67	89.88	83.40	352.79	327.00
	Other Expenses	276.63	339.22	336.21	1,004.69	1,003.95
	Total Expenses (IV)	1,665.89	1,818.23	1,600.23	6,381.87	5,900.49
V	Profit before exceptional items and tax (III-IV)	507.39	492.09	(1.30)	1,619.95	645.13
VI	Exceptional items	-	-	-	-	-
VII	Profit before tax (V-VI)	507.39	492.09	(1.30)	1,619.95	645.13
VIII	Tax Expense					
	(1) Current tax	185.50	162.56	(59.65)	485.71	187.04
	(2) Deferred tax	(18.00)	2.52	(14.86)	(27.79)	(81.21)
IX	Profit for the period (VII-VIII)	339.89	327.01	73.21	1,162.03	539.30
X	Other Comprehensive Income (OCI)					
	Items that will not be reclassified to profit or loss (Net of tax)					
	Remeasurement of defined employee benefits	(30.05)	(7.00)	(19.79)	(51.05)	(28.06)
XI	Total Comprehensive Income for the period (IX+X)	309.84	320.01	53.42	1,110.98	511.24
XII	Paid up Equity Share Capital	556.93	556.93	548.89	556.93	548.89
XIII	Earnings per share (Face Value of ₹ 2 each) (Not Annualised)					
	a) Basic	1.23	1.18	0.27	4.20	1.98
	b) Diluted	1.23	1.18	0.27	4.20	1.97

Notes:

- The above results for the quarter and year ended 31st March 2019 were reviewed by the Audit Committee and approved by the Board of Directors of the Company at their meeting held on 2 May, 2019. The Statutory Auditors have expressed an unmodified audit opinion.
- The financial results of the Company have been prepared in accordance with Ind AS prescribed under Section 133 of the Companies Act, 2013 ('the Act') read with the relevant rules thereunder and in terms of Regulation 33 of SEBI (Listing Obligations and Disclosure Requirements), Regulations, 2015 and SEBI circular dated 5 July, 2016.
- The figures for the quarters ended 31 March 2019 and 31 March 2018 are the balancing figures between audited figures in respect of full financial years and the published unaudited year to date figures upto third quarter of the respective financial years.
- Effective April 1, 2018, the Company has adopted Ind AS 115 using the cumulative effect method. The standard is applied retrospectively only to contracts that are not completed as at the date of initial application and the comparative information is not restated in the consolidated statement of profit and loss. The adoption of the standard did not have any significant impact on the financial statements of the Company
- The Company has one reportable segment as per the requirements of Ind AS 108 "Operating Segments".

For Mold-Tek Technologies Limited

J Lakshmana Rao

J Lakshmana Rao
Chairman & Managing Director
DIN: 00649702



Place: Hyderabad
Date: 2nd May, 2019



MOLD-TEK TECHNOLOGIES LIMITED

CIN : L25200TG1985PLC005631

Registered Office: Plot No.700, 8-2-293/82/A/700

Road No.36, Jubilee Hills, Hyderabad- 500033, Telangana
STANDALONE STATEMENT OF ASSETS AND LIABILITIES - AUDITED

(₹ in lakhs)

Particulars	As at 31 March, 2019	As at 31 March, 2018
I. ASSETS		
Non-current Assets		
(a) Property, plant and equipment	1834.85	1716.66
(b) Intangible assets	308.71	309.14
(c) Financial assets		
Investments	24.59	24.59
Other financial assets	67.14	59.03
(d) Other non-current assets	20.62	16.96
Current Assets		
(a) Financial assets		
(i) Trade receivables	1996.26	1796.77
(ii) Cash and cash equivalents	34.52	65.17
(iii) Other bank balances	18.66	17.18
(iv) Loans	23.13	24.44
(v) Other financial assets	1147.91	567.76
(b) Current tax assets (net)	285.62	289.93
(c) Other current assets	301.93	207.65
TOTAL ASSETS	6063.94	5095.29
II. EQUITY AND LIABILITIES		
Equity		
(a) Equity share capital	556.93	548.89
(b) Other equity	4418.96	3488.89
Liabilities		
Non-Current Liabilities		
(a) Financial liabilities		
Borrowings	0.87	30.34
(b) Deferred tax liabilities (net)	72.89	100.68
(c) Provisions	10.05	15.07
Current Liabilities		
(a) Financial liabilities		
(i) Borrowings	224.07	143.28
(ii) Trade payables		
(A) Total outstanding dues of micro enterprises and small enterprises	-	-
(B) Total outstanding dues of creditors other than micro enterprises and small enterprises	141.55	106.29
(iii) Other financial liabilities	440.10	477.14
(b) Other current liabilities	66.56	82.00
(c) Provisions	125.25	102.71
(d) Current tax liabilities (net)	6.71	0.00
TOTAL EQUITY AND LIABILITIES	6063.94	5095.29

For Mold-Tek Technologies Limited

J Lakshmana Rao
Chairman & Managing Director
DIN: 00649702



Hyderabad
2nd May, 2019

M. ANANDAM & CO.,
CHARTERED ACCOUNTANTS

Independent Auditor's Report on the Annual Consolidated Financial Results of Mold-Tek Technologies Limited Pursuant to Regulation 33 of the SEBI (Listing Obligations and Disclosure Requirements) Regulations, 2015

To
The Board of Directors of **Mold-Tek Technologies Limited**

We have audited the annual consolidated financial results ("Consolidated Results") of Mold-Tek Technologies Limited ("the Company") and its wholly owned subsidiary Mold-Tek Technologies Inc. (the Company and its wholly owned subsidiary together referred to as "the Group"), for the year ended 31st March, 2019 included in the accompanying Statement of annual consolidated financial results ("the Statement"), being submitted by the Company pursuant to the requirement of Regulation 33 of the SEBI (Listing Obligations and Disclosure Requirements) Regulations, 2015, as modified by Circular No. CIR/CFD/FAC/62/2016 dated 5th July, 2016. Attention is drawn to the fact that the figures for the quarter ended 31st March, 2019 and corresponding quarter ended in the previous year as reported in the Statement are the balancing figures between audited figures in respect of full financial year and the published year to date figures up to the end of third quarter of the relevant financial year. Also, the figures up to the end of third quarter of the respective financial years had only been reviewed and not subject to audit.

The annual consolidated financial results included in the Statement, which are the responsibility of the Company's Management and approved by the Board of Directors, have been compiled from the related consolidated financial statements which have been prepared in accordance with the Indian Accounting Standards, prescribed under Section 133 of the Companies Act, 2013 read with relevant rules issued thereunder ("Ind AS") and other accounting principles generally accepted in India. Our responsibility is to express an opinion on the annual Consolidated Financial Results included in the Statement, based on our audit of such consolidated financial statements.

We conducted our audit in accordance with the Standards on Auditing generally accepted in India. Those Standards require that we plan and perform the audit to obtain reasonable assurance about whether the Statement is free of material misstatements. An audit includes examining, on a test check basis, evidence supporting the amounts disclosed in the Statement. An audit also includes assessing the accounting principles used and significant estimates made by Management. We believe that our audit provides a reasonable basis for our opinion.



Based on our audit conducted as above, in our opinion and to the best of our information and according to the explanations given to us, the annual consolidated financial results included in the Statement:

- a) is presented in accordance with the requirements of Regulation 33 of the SEBI (Listing Obligations and Disclosure Requirements) Regulations, 2015, as modified by Circular No. CIR/CFD/FAC/62/2016 dated 5th July, 2016; and
- b) gives a true and fair view in conformity with the aforesaid Indian Accounting Standards and other accounting principles generally accepted in India of the net profit, total comprehensive income and other financial information of the Group for the year ended 31st March, 2019.

We have performed audit procedures on the financial statements of the subsidiary included in the annual consolidated financial results included in the Statement, whose financial statements furnished to us by the Management reflect total assets of Rs. 1592.47 Lakh as at 31st March, 2019, total revenue of Rs. 7372.40 Lakh, net profit of Rs. 18.59 Lakh and total comprehensive income of Rs. 18.59 Lakh for the year ended 31st March, 2019. Our opinion is not modified in this matter.

For M. Anandam & Co.,
Chartered Accountants
(Firm Regn.No.000125S)

M.R. Vikram

M.R.Vikram
Partner

Membership Number.021012



Place: Hyderabad
Date: 02.05.2019

M. ANANDAM & CO.,
CHARTERED ACCOUNTANTS

Independent Auditor's Report on the Annual Standalone Financial Results of Mold-Tek Technologies Limited Pursuant to Regulation 33 of the SEBI (Listing Obligations and Disclosure Requirements) Regulations, 2015

To

The Board of Directors of **Mold-Tek Technologies Limited**

We have audited the annual standalone financial results ("the Statement") of Mold-Tek Technologies Limited ("the Company") for the year ended 31st March, 2019, attached herewith, being submitted by the Company pursuant to the requirement of Regulation 33 of the SEBI (Listing Obligations and Disclosure Requirements) Regulations, 2015 as modified by Circular No. CIR/CFD/FAC/62/2016 dated 5th July, 2016. Attention is drawn to the fact that the figures for the quarter ended 31st March, 2019 and corresponding quarter ended in the previous year as reported in the Statement are the balancing figures between audited figures in respect of full financial year and the published year to date figures up to the end of third quarter of the relevant financial year. Also, the figures up to the end of third quarter of the respective financial years had only been reviewed and not subject to audit.

This Statement has been prepared on the basis of the Ind AS annual financial statements and reviewed unaudited quarterly financial results up to the end of the third quarter, which is the responsibility of the Company's Management. Our responsibility is to express an opinion on the Statement based on our audit of the Ind AS annual financial statements, which have been prepared in accordance with the recognition and measurement principles laid down in the Indian Accounting Standards (Ind AS), specified under Section 133 of the Companies Act, 2013 ("the Act") read with relevant Rules issued thereunder and other accounting principles generally accepted in India and in compliance with requirements of Regulation 33 of SEBI Regulations, 2015.



We conducted our audit in accordance with the Standards on Auditing generally accepted in India. Those Standards require that we plan and perform the audit to obtain reasonable assurance about whether the Statement is free of material misstatements. An audit includes examining, on a test check basis, evidence supporting the amounts disclosed in the Statement. An audit also includes assessing the accounting principles used and significant estimates made by Management. We believe that our audit provides a reasonable basis for our opinion.

Based on our audit conducted as above, in our opinion and to the best of our information and according to the explanations given to us, the Statement:


- (i) is presented in accordance with the requirements of Regulation 33 of the SEBI Regulations, 2015 as modified by and SEBI circular dated 5 July 2016; and
- (ii) gives a true and fair view of the financial performance including other comprehensive income and other financial information for the year ended 31 March 2019.

For M.Anandam & Co.,
Chartered Accountants
(Firm Regn.No.0001255)

M.R. Vikram

M.R.Vikram
Partner

Membership Number 021012



Place: Hyderabad
Date: 02.05.2019



Date: 02nd May, 2019

<p>To, The Manager, Department of Corporate Services, BSE Ltd., Phiroze Jeejeebhoy Towers, Dalal Street, Fort, Mumbai-400001. Scrip Code : 526263</p>	<p>To, The Manager, National Stock Exchange of India Limited, Exchange Plaza, Bandra Kurla Complex, Bandra (E), Mumbai-400051. Ref: MOLDTECH - EQ</p>
---	---

Dear Sir,

Sub: Declaration Pursuant to Regulation 33 (3) (d) of the SEBI (Listing Obligations and Disclosure Requirements) Regulations, 2015 for Unmodified Opinion.

DECLARATION FOR UNMODIFIED OPINION

I, J. Lakshmana Rao, Chairman & Managing Director of Mold-Tek Technologies Limited, having its registered office at Plot. No. 700, Ground Floor, Road.No.36, Jubilee Hills, Hyderabad - 500033 hereby declare that, the Statutory Auditors of the Company i.e. Mr. M.R Vikram, Membership No. 021012, Partner of M/s. M. Anandam & Co., Chartered Accountants, have issued an Audit Report with Unmodified Opinion on Annual Standalone and Consolidated Financial Results for the Quarter and Year Ended 31st March, 2019.

This Declaration is issued in compliance of Regulation 33(3)(d) of the SEBI (LODR) Regulations 2015 as amended vide its circular no CIR/CFD/CMD/56/2016 dated 27th May, 2016.

Thanking You,

Yours Faithfully,

For Mold-Tek Technologies Limited



J.Lakshmana Rao
(Managing Director)
DIN: 00649702

Corporate Office :

MOLD-TEK TECHNOLOGIES LIMITED

NOTE ON AUDITED FINANCIAL RESULTS FOR THE QUARTER & TWELVE MONTHS
ENDED 31ST MARCH 2019.

12m on 12m

Consolidated : Sales up 19.72% |EBIDTA up 99.68%| PAT up 115.46%

Standalone : Sales up 16.15% |EBIDTA up 99.97%| PAT up 115.47%

Q4 on Q4

Consolidated : Sales up 35.44% |EBIDTA up 578.34%| PAT up 369.63%

Standalone : Sales up 37.33% |EBIDTA up 589.81%| PAT up 364.27%

EPS for FY 2018- 19 : Rs. 4.31 up by 112%

Mold-Tek Technologies Limited, KPO in Structural Engineering and Designing and Development services posted encouraging financial results for the Quarter and Twelve months ended 31st March 2019 in the Board Meeting dated 2nd May 2019 as follows.

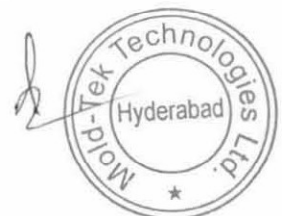
Consolidated results for the Quarter and Twelve months Ended 31st March 2019.

Performance Highlights of 12m to 12m

- ✓ Revenue ₹ 8572.47 Lakhs (FY 17-18 12m: ₹ 7160.41 Lakhs) up by 19.72%
- ✓ PAT ₹ 1192.02 Lakhs (FY 17-18 12m: ₹ 553.25 Lakhs) up by 115.46%
- ✓ EBIDTA ₹ 2055.93 Lakhs (FY 17-18 12m: ₹ 1029.61 Lakhs) up by 99.68%
- ✓ EBIDTA Margin up from 14% to 24%

Performance Highlights of Q4 to Q4

- ✓ Revenue ₹ 2290.25 Lakhs (FY 17-18 Q4: ₹ 1690.99 Lakhs) up by 35.44%
- ✓ PAT ₹ 362.51 Lakhs (FY 17-18 Q4: ₹ 77.19 Lakhs) up by 369.63%
- ✓ EBIDTA ₹ 653.24 Lakhs (FY 17-18 Q4: ₹ 96.30 Lakhs) up by 578.34%
- ✓ EBIDTA Margin up from 6% to 29%



Performance Highlights of Q4 to Q3

- ✓ Revenue ₹ 2290.25 Lakhs (FY 18-19 Q3: ₹ 2129.09 Lakhs) down by 7.57%
- ✓ PAT ₹ 362.51 Lakhs (FY 18-19 Q3: ₹ 330.81 Lakhs) up by 9.58%
- ✓ EBIDTA ₹ 653.24 Lakhs (FY 18-19 Q3: ₹ 594.00 Lakhs) up by 9.97%
- ✓ EBIDTA Margin up from 28% to 29%

Standalone results for the Quarter and Twelve months Ended 31st March 2019.

Performance Highlights of 12m to 12m

- ✓ Revenue ₹ 7315.70 Lakhs (FY 17-18 12m: ₹ 6298.27 Lakhs) up by 16.15%
- ✓ PAT ₹ 1162.03 Lakhs (FY 17-18 12m: ₹ 539.30 Lakhs) up by 115.47%
- ✓ EBIDTA ₹ 2008.09 Lakhs (FY 17-18 12m: ₹ 1004.21 Lakhs) up by 99.97%
- ✓ EBIDTA Margin up from 16% to 27%

Performance Highlights of Q4 to Q4

- ✓ Revenue ₹ 2010.02 Lakhs (FY 17-18 Q4: ₹ 1463.60 Lakhs) up by 37.33%
- ✓ PAT ₹ 339.89 Lakhs (FY 17-18 Q4: ₹ 73.21 Lakhs) up by 364.27%
- ✓ EBIDTA ₹ 620.48 Lakhs (FY 17-18 Q4: ₹ 89.95 Lakhs) up by 589.81%
- ✓ EBIDTA Margin up from 6% to 31%

Performance Highlights of Q4 to Q3

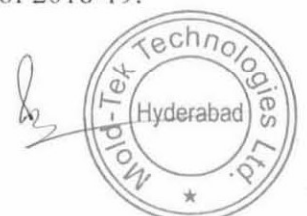
- ✓ Revenue ₹ 2010.02 Lakhs (FY 18-19 Q3: ₹ 1872.86 Lakhs) down by 7.32%
- ✓ PAT ₹ 339.89 Lakhs (FY 18-19 Q3: ₹ 327.01 Lakhs) up by 3.94%
- ✓ EBIDTA ₹ 620.48 Lakhs (FY 18-19 Q3: ₹ 589.08 Lakhs) up by 5.33%
- ✓ EBIDTA Margin up remain the same at 31%

Company's Q4 & Year Ended Financial results:

The Company has done exceptionally well in the FY 2018-19 compared to FY 2017-18. The Revenue has increased from \$10.70 million to \$12.12 million in Dollar terms & from ₹ 71.60 Crores to ₹ 85.72 Crores in rupee terms

The Opening "work on hand" for the Q1 FY 2019-20 as on 31st March 2019 is much higher when compared to previous years showing a better opening for the next year

Improved sales compared to Last FY 2017-18 by 19.72% has improved our profitability and orders from Tier -1 clients in Mechanical services increased the numbers in Q4 of 2018-19.



Future Outlook:

The Civil team has performed exceptionally well in the Q4 2018-19 compared to the last previous years Q4 with respect to revenues and productivity. Our improved quality has attracted major clients in USA getting us preferred vendor status in Structural and Engineering services. In the coming quarters the team hope to further increase productivity and revenues.

Recently Company's project "Young Living" has been awarded as "Customer Choice award" by Design Data SDS-2 and another significant recognition is the project Temple University has been highlighted as one of the best in detailed projects in "Modern Steel Construction Magazine". One more project "W.Webster" executed by Mold-Tek Technologies Ltd has been featured in Modern Steel Construction magazine. Company at present executing 3 signature projects like "Ocean wide" a 75 storied building coming up.

At SFO, Denver Airport extension at Denver and Amazon ware house at Kentucky, this kind of prestigious projects execution lifts our company in to top range Civil Engineering services provider for US Steel Construction Industry.


The stronger order book as of 01.04.2019 will help in better performance in the coming quarters too.

The MES Market has done well in the Q4 FY 2018-19 when compared to other Quarters in FY 2018-19. Major Tier 1 Automobile clients started using our services. This may result in more than doubling our MES revenue in FY 2019-20.

With the entry into SPM & Automation Engineering services, our Mechanical team is expected to perform well in the coming quarters.

With improved demand for its Engineering Services and new client additions and improved quality in the Engineering services, company hopes to perform better in the coming quarters.

For Mold-Tek Technologies Limited



J. Lakshmana Rao
(Chairman & Managing Director)

