

Blue Dart Center, Sahar Airport Road,  
Andheri (East),  
Mumbai - 400 099, India  
Tel.: 022 - 69756444  
CIN : L61074MH1991PLC061074  
www.bluedart.com  
communications@bluedart.com

May 9, 2026

To,

**BSE Limited**  
Phiroze Jeejeebhoy Towers,  
Dalal Street, Fort  
Mumbai – 400 001

**National Stock Exchange of India Ltd**  
Exchange Plaza, C-1, Block G  
Bandra Kurla Complex, Bandra East,  
Mumbai – 400 051

**Scrip Code - 526612**

**NSE Symbol - BLUEDART**

Dear Sir / Madam,

**Sub: Outcome of the Board Meeting held on Saturday, May 9, 2026**

Pursuant to the provisions of Regulations 30 and 33(3)SEBI (Listing Obligations and Disclosure Requirements) Regulations, 2015 (“Listing Regulations”) we hereby inform you that the Board of Directors (“the Board”) of the Company at its meeting held today i.e. Saturday, May 9, 2026 has *inter alia* considered and approved the following matters:

**1. Audited Financial Results (Standalone and Consolidated) for the Quarter and Financial Year ended March 31, 2026.**

Audited Financial Results (Standalone & Consolidated) of the Company for the Quarter and Financial Year ended March 31, 2026, along with Cash Flow Statement (Standalone & Consolidated) year ended on that date and Statement of Assets and Liabilities (Standalone & Consolidated) as on March 31, 2026, together with the Statutory Auditor’s Report with unmodified opinion pursuant to Regulation 33(3)(d) of the Listing Regulations.

The aforesaid Audited Financial Results were reviewed by the Audit Committee and subsequently approved and taken on record by the Board of Directors of the Company at their respective meetings held today.

We enclose herewith the following:

- a. The Audited Financial Results (Standalone and Consolidated) for the Quarter and Financial Year ended March 31, 2026 together with Cash Flow Statement (Standalone & Consolidated) and Statement of Assets and Liabilities (Standalone & Consolidated) and Statutory Auditor’s Report thereon.
- b. Declaration pursuant to Regulation 33(3)(d) of Listing Regulations.
- c. Copy of Press Release issued by the Company.



**2. Dividend for the Financial Year 2025-26**

Recommended a Dividend of Rs. 25/- (Rupees Twenty-Five only) per equity share for the financial year ended March 31, 2026, subject to necessary approval by the Members at the ensuing Annual General Meeting of the Company.

The meeting of the Board of Directors commenced at 2:45 P.M. (IST) and concluded at 6:45 P.M. (IST).

The intimation is also being uploaded on the website of the Company at [www.bluedart.com](http://www.bluedart.com).

You are requested to take above on record.

Thanking you,

Yours faithfully,  
For Blue Dart Express Ltd.

  
  
**Tusbar Gunderia**  
**Head (Legal & Compliance) &**  
**Company Secretary**

Encl: as above



BLUE DART EXPRESS LIMITED									
Regd. Office : Blue Dart Centre, Sahar Airport Road, Andheri (East), Mumbai - 400 099.									
Tel : 69756444 Website : www.bluedart.com e-Mail id : communications@bluedart.com			CIN : L61074MH1991PLC061074			(₹ in lakhs)			
Statement of Audited Standalone Financial Results for the Quarter and Year Ended March 31, 2026						Standalone Balance Sheet as at March 31, 2026			
Sr No	Particulars	Quarter Ended 31/03/2026 (Unaudited Note 5)	Quarter Ended 31/12/2025 (Unaudited)	Quarter Ended 31/03/2025 (Unaudited)	Year Ended 31/03/2026 (Audited)	Year Ended 31/03/2025 (Audited)	Particulars	As at 31/03/2026 (Audited)	As at 31/03/2025 (Audited)
1.	<b>Income</b>						<b>A. ASSETS</b>		
	(a) Revenue from operations	1,53,347	1,61,616	1,41,732	6,14,088	5,72,018	1. Non-Current Assets		
	(b) Other income	1,818	1,887	2,056	7,707	7,829	(a) Property, Plant and Equipment	29,654	23,452
	<b>Total income</b>	<b>1,55,165</b>	<b>1,63,503</b>	<b>1,43,788</b>	<b>6,21,795</b>	<b>5,79,847</b>	(b) Capital work - in - progress	35	283
2.	<b>Expenses</b>						(c) Right of use assets	54,869	33,139
	(a) Freight, handling and servicing costs (Refer note 3)	1,07,994	1,12,391	1,00,394	4,28,837	4,04,051	(d) Other Intangible Assets	3,362	4,644
	(b) Employee benefits expenses (Refer note 3)	20,413	19,295	18,176	80,540	73,741	(e) Intangible assets under development	-	36
	(c) Finance costs	1,167	1,264	754	4,203	2,879	(f) Financial Assets		
	(d) Depreciation and amortisation expense	6,637	7,101	5,285	24,724	20,921	(i) Investments	14,406	14,406
	(e) Other expenses	12,467	10,925	11,355	47,500	44,668	(ii) Loans	43,475	51,750
	<b>Total expenses</b>	<b>1,48,678</b>	<b>1,50,976</b>	<b>1,35,964</b>	<b>5,85,804</b>	<b>5,46,260</b>	(iii) Other Financial Assets	16,432	16,114
3.	<b>Profit before exceptional items and tax</b>	<b>6,487</b>	<b>12,527</b>	<b>7,824</b>	<b>35,991</b>	<b>33,587</b>	(g) Deferred Tax Assets (Net)	3,747	4,116
4.	<b>Exceptional items (Refer note 3)</b>	<b>13</b>	<b>4,423</b>	<b>-</b>	<b>4,436</b>	<b>-</b>	(h) Non-Current Tax Assets (Net)	5,341	3,315
5.	<b>Profit before tax</b>	<b>6,474</b>	<b>8,104</b>	<b>7,824</b>	<b>31,555</b>	<b>33,587</b>	(i) Other Non-Current Assets	3,542	977
6.	<b>Tax expense</b>						<b>Total Non-Current Assets</b>	<b>1,74,863</b>	<b>1,52,232</b>
	Current Tax	2,432	2,727	1,602	9,594	8,926	2. Current Assets		
	Adjustment of tax relating to earlier years / periods	-	(1,492)	483	(1,492)	483	(a) Inventories	881	868
	Deferred Tax (Credit) / Charge	(280)	(135)	417	(516)	(285)	(b) Financial Assets		
	<b>Total tax expense</b>	<b>2,152</b>	<b>1,100</b>	<b>2,502</b>	<b>7,586</b>	<b>9,124</b>	(i) Investments	41,256	38,578
7.	<b>Net Profit for the period / year</b>	<b>4,322</b>	<b>7,004</b>	<b>5,322</b>	<b>23,969</b>	<b>24,463</b>	(ii) Trade receivables	91,581	78,489
8.	<b>Other comprehensive income, net of income tax</b>						(iii) Cash and Cash equivalents	23,491	16,390
	(a) Items that will not be reclassified to Statement of Profit and Loss						(iv) Bank balances other than above	98	99
	Actuarial gain / (loss) arising from remeasurements of post employment benefit obligation	1,918	1,599	615	3,517	(253)	(v) Loans	10,881	9,086
	Income tax relating to this item	(483)	(402)	(155)	(885)	63	(vi) Other Financial Assets	3,122	3,999
	(b) Items that will be reclassified to Statement of Profit and Loss						(c) Other Current Assets	5,514	3,370
	<b>Total other comprehensive income / (loss) net of income tax</b>	<b>1,435</b>	<b>1,197</b>	<b>460</b>	<b>2,632</b>	<b>(190)</b>	<b>Total Current Assets</b>	<b>1,76,824</b>	<b>1,50,879</b>
9.	<b>Total comprehensive income, net of income tax</b>	<b>5,757</b>	<b>8,201</b>	<b>5,782</b>	<b>26,601</b>	<b>24,273</b>	<b>TOTAL-ASSETS</b>	<b>3,51,687</b>	<b>3,03,111</b>
10.	<b>Paid-up equity share capital (Face value ₹10/- per share)</b>	<b>2,373</b>	<b>2,373</b>	<b>2,373</b>	<b>2,373</b>	<b>2,373</b>	<b>B. EQUITY AND LIABILITIES</b>		
11.	<b>Reserves excluding Revaluation Reserve</b>				<b>1,80,737</b>	<b>1,59,954</b>	<b>EQUITY</b>		
12.	<b>Net Worth</b>				<b>1,83,113</b>	<b>1,62,330</b>	(a) Equity Share capital	2,376	2,376
13.	<b>Earnings per share (of ₹10/- each) (not annualised)</b>						(b) Other Equity	1,80,737	1,59,954
	(a) Basic	18.22	29.52	22.43	101.02	103.10	<b>LIABILITIES</b>		
	(b) Diluted	18.22	29.52	22.43	101.02	103.10	1. Non-Current Liabilities		
							Financial Liabilities		
							(i) Lease Liability	42,525	23,971
							Employee Benefit Obligations	-	-
							<b>Total Non-current liabilities</b>	<b>42,525</b>	<b>23,971</b>
							2. Current liabilities		
							(a) Financial Liabilities		
							(i) Lease Liability	15,339	10,842
							(ii) Trade Payables		
							Total outstanding dues to micro and small enterprises	6,566	5,094
							Total outstanding dues to creditors other than micro and small enterprises	67,663	66,087
							(iii) Other Financial Liabilities	25,353	22,182
							(b) Other Current Liabilities	2,303	1,942
							(c) Employee Benefit Obligations	8,825	10,663
							<b>Total Current Liabilities</b>	<b>1,26,049</b>	<b>1,16,810</b>
							<b>TOTAL-EQUITY AND LIABILITIES</b>	<b>3,51,687</b>	<b>3,03,111</b>

Blue Dart Center, Sahar Airport Road,  
Andheri (East),  
Mumbai - 400 099, India  
Tel.: 022 - 69756444  
CIN : L61074MH1991PLC061074  
www.bluedart.com  
communications@bluedart.com

**BLUE DART**  
EXPRESS LIMITED





**BLUE DART**  
EXPRESS LIMITED

Blue Dart Center, Sahar Airport Road,  
Andheri (East),  
Mumbai - 400 099, India  
Tel.: 022 - 69756444  
CIN : L61074MH1991PLC061074  
www.bluedart.com  
communications@bluedart.com



Standalone Statement of Cash Flows for the year ended March 31, 2026		(₹ in lakhs)	
Particulars	Year Ended 31/03/2026 (Audited)	Year Ended 31/03/2025 (Audited)	
<b>A. Cash flows from Operating activities:</b>			
Profit before Tax	31,555	33,587	
Adjustments for:			
Depreciation and Amortisation Expense	24,724	20,921	
Finance Costs	4,203	2,879	
Interest income	(4,062)	(3,998)	
Gain on sale of units of Mutual Funds	(2,389)	(2,455)	
Unwinding interest on Payload Deposit and Lease Deposit	(945)	(1,027)	
Loss on sale / scrapping of Property, Plant and Equipment (Net)	9	358	
Net Loss / (Gain) on Foreign Currency Transactions	81	(10)	
Share Based Payment	114	126	
Bad debts written off (Net)		199	
Provision for doubtful debts	450	227	
Operating profit before working capital changes	53,740	50,807	
Adjustments for changes in working capital:			
(Increase) in Inventories	(12)	(9)	
(Increase) in Trade Receivables	(13,623)	(12,073)	
(Increase) in Other Non Current Financial Assets	(87)	(436)	
(Increase) / Decrease in Other Non Current Assets	(2,315)	9	
Decrease / (Increase) in Other Current Financial Assets	879	(1,260)	
(Increase) / Decrease in Other Current Assets	(2,144)	166	
Decrease / (Increase) in Current Loans	80	(64)	
Increase in Trade Payables	3,049	15,072	
Increase in Other Current Financial Liabilities	3,202	6,467	
Increase in Other Current Liabilities	361	100	
Increase / (Decrease) in Current Employee Benefits Obligations	1,679	(1,589)	
Cash generated from Operations	44,809	57,190	
Taxes paid (net of refunds)	(10,128)	(8,302)	
Net cash generated from operating activities	34,681	48,888	
<b>B. Cash flows from Investing activities:</b>			
Payments for Property, Plant and Equipment and other Intangible assets	(12,118)	(7,704)	
Proceeds from sale of Property, Plant and Equipment and other Intangible assets	193	368	
Interest received	4,062	3,998	
Investment in mutual funds	(9,22,130)	(8,73,280)	
Redemption of mutual funds	9,21,840	8,67,885	
Loans repaid by / (given to) Subsidiary (net)	6,400	(18,000)	
Investment in Bank fixed deposits (net)	(15)	6	
Net cash (used in) Investing activities	(1,768)	(26,727)	
<b>C. Cash flows from Financing activities:</b>			
Payment of principal portion of Lease liabilities	(15,677)	(13,376)	
Payment of interest on Lease liabilities	(4,203)	(2,871)	
Interest (paid)		(8)	
Dividend (paid)	(5,932)	(5,932)	
Net cash (used in) Financing activities	(25,812)	(22,187)	
Net Increase / (Decrease) in Cash and Cash Equivalents (A+B+C)	7,101	(26)	
Cash and cash equivalents at the beginning of the year	16,390	16,416	
Cash and cash equivalents at the end of the year	23,491	16,390	

Notes :

1. The Standalone Financial results are prepared and published in accordance with the Indian Accounting Standards, Section 133 of the Companies Act, 2013 read with Rules framed thereunder and Regulation 33 of SEBI Listing Regulations, as amended from time to time.
2. The Board of Directors have recommended a Dividend of ₹ 25/- (Rupees Twenty Five) per share for the year ended March 31, 2026, subject to necessary approval by the members in the ensuing Annual General Meeting.
3. On 21 November 2025, the Government of India notified the four Labour Codes—the Code on Wages, 2019, the Industrial Relations Code, 2020, the Code on Social Security, 2020, and the Occupational Safety, Health and Working Conditions Code, 2020 (collectively “new Labour Codes”)—consolidating 29 existing labour laws.  
The Company has evaluated the impact of increased employee benefits expenses of Rs. 2,186 lakhs and increased Freight, handling and servicing costs of Rs. 2,250 lakhs arising from the implementation of the new Labour Codes. Accordingly, the Company has recognised an amount of Rs. 4,436 lakhs for year ended March 31, 2026 which has been presented as “Exceptional Items” in the Standalone Statement of Profit and Loss.
4. The Company has only one operating segment, which is integrated air and ground transportation and distribution. All assets of the Company are domiciled in India and the Company earns its entire revenue from its operations in India.
5. The results for the quarter ended March 31, 2026 are the balancing figures between audited figures in respect of the full financial year ended March 31, 2026 and the unaudited published year to date figures up to December 31, 2025.
6. The above results were reviewed by the Audit Committee and were thereafter approved by the Board at its meeting held on May 09, 2026. There are no qualifications in the Auditors' Report issued on the financial statements as at and for the financial year ended March 31, 2026.

Date : May 09, 2026  
Place : Mumbai

By Order of the Board  
For Blue Dart Express Limited

  
Balfour Manuel  
Managing Director  
DIN : 08416666



**BLUE DART**  
EXPRESS LIMITED  
Blue Dart Center, Sahar Airport Road,  
Andheri (East),  
Mumbai - 400 099, India  
Tel.: 022 - 69756444  
CIN : L61074MH1991PLC061074  
www.bluedart.com  
communications@bluedart.com



BLUE DART EXPRESS LIMITED

Regd. Office : Blue Dart Centre, Sahar Airport Road, Andheri (East), Mumbai - 400 099.

Tel : 69756444

Website : www.bluedart.com

e-Mail id : communications@bluedart.com

CIN : L61074MH11991PLC061074

(₹ in lakhs)

Statement of Audited Consolidated Financial Results for the Quarter and Year Ended March 31, 2026

Consolidated Balance Sheet as at March 31, 2026

Sr No	Particulars	Quarter Ended	Quarter Ended	Quarter Ended	Year Ended	Year Ended	Particulars	As at	As at
		31/03/2026 (Unaudited Note 5)	31/12/2025 (Unaudited)	31/03/2025 (Unaudited)	31/03/2026 (Audited)	31/03/2025 (Audited)		31/03/2026 (Audited)	31/03/2025 (Audited)
1.	<b>Income</b>						<b>A. ASSETS</b>		
	(a) Revenue from operations	1,53,347	1,61,616	1,41,732	6,14,088	5,72,018	1. Non-Current Assets		
	(b) Other income	1,198	1,049	1,227	4,192	4,198	(a) Property, Plant and Equipment	1,19,353	1,07,064
	<b>Total income</b>	<b>1,54,545</b>	<b>1,62,665</b>	<b>1,42,959</b>	<b>6,18,280</b>	<b>5,76,216</b>	(b) Capital work - in - progress	2,691	7,659
2.	<b>Expenses</b>						(c) Right of use assets	80,195	68,568
	(a) Freight, handling and servicing costs	90,492	94,354	83,012	3,56,833	3,35,256	(d) Other Intangible Assets	3,990	5,726
	(b) Employee benefits expenses (Refer note 3)	25,610	25,834	23,965	1,04,259	96,805	(e) Intangible assets under development	-	36
	(c) Finance costs	2,154	2,378	2,003	8,564	8,239	(f) Financial Assets		
	(d) Depreciation and amortisation expense	13,984	14,476	12,434	53,607	48,494	(i) Other Financial Assets	10,303	9,088
	(e) Other expenses	15,039	13,334	13,441	57,939	52,698	(g) Deferred Tax Assets(Net)	9,678	10,462
	<b>Total expenses</b>	<b>1,47,279</b>	<b>1,50,376</b>	<b>1,34,855</b>	<b>5,81,202</b>	<b>5,41,492</b>	(h) Non-Current Tax Assets(Net)	10,024	6,269
3.	<b>Profit before exceptional items and tax</b>	<b>7,266</b>	<b>12,289</b>	<b>8,104</b>	<b>37,078</b>	<b>34,724</b>	(i) Other Non-current Assets	1,271	1,056
4.	<b>Exceptional items (Refer note 3)</b>	<b>13</b>	<b>4,390</b>	<b>-</b>	<b>4,403</b>	<b>-</b>	<b>Total Non-Current Assets</b>	<b>2,37,505</b>	<b>2,15,928</b>
5.	<b>Profit before tax</b>	<b>7,253</b>	<b>7,899</b>	<b>8,104</b>	<b>32,675</b>	<b>34,724</b>	2. Current Assets		
6.	<b>Tax expense</b>						(a) Inventories	5,594	5,153
	Current Tax	2,439	2,728	1,600	9,603	8,926	(b) Financial Assets		
	Adjustment of tax relating to earlier years / periods	-	(1,492)	483	(1,492)	483	(i) Investments	41,256	38,578
	Deferred Tax (Credit) / Charge	(71)	(170)	506	(175)	73	(ii) Trade receivables	91,825	78,609
	<b>Total tax expense</b>	<b>2,368</b>	<b>1,066</b>	<b>2,589</b>	<b>7,936</b>	<b>9,482</b>	(iii) Cash and cash equivalents	23,800	16,632
7.	<b>Net Profit for the period / year</b>	<b>4,885</b>	<b>6,833</b>	<b>5,515</b>	<b>24,739</b>	<b>25,242</b>	(iv) Bank balances other than above	98	99
8.	<b>Other comprehensive income, net of income tax</b>						(v) Loans	6	86
	(a) Items that will not be reclassified to Statement of Profit and Loss						(vi) Other Financial Assets	3,849	4,525
	Actuarial gain / (loss) arising from remeasurements of post employment benefit obligation	1,701	2,111	520	3,812	(348)	(c) Other Current Assets	8,752	6,666
	Income tax relating to this item	(428)	(531)	(131)	(959)	87	<b>Total Current Assets</b>	<b>1,75,180</b>	<b>1,50,348</b>
	(b) Items that will be reclassified to Statement of Profit and Loss						<b>TOTAL-ASSETS</b>	<b>4,12,685</b>	<b>3,66,276</b>
	<b>Total other comprehensive income / (loss) net of income tax</b>	<b>1,273</b>	<b>1,580</b>	<b>389</b>	<b>2,853</b>	<b>(261)</b>	<b>B. EQUITY AND LIABILITIES</b>		
9.	<b>Total comprehensive income, net of income tax</b>	<b>6,158</b>	<b>8,413</b>	<b>5,904</b>	<b>27,592</b>	<b>24,981</b>	<b>EQUITY</b>		
10.	<b>Paid-up equity share capital (Face value ₹10/- per share)</b>	<b>2,373</b>	<b>2,373</b>	<b>2,373</b>	<b>2,373</b>	<b>2,373</b>	(a) Equity Share capital	2,376	2,376
11.	<b>Reserves excluding Revaluation Reserve</b>				<b>1,75,307</b>	<b>1,53,528</b>	(b) Other Equity	1,75,307	1,53,528
12.	<b>Net Worth</b>				<b>1,77,683</b>	<b>1,55,904</b>	<b>LIABILITIES</b>		
13.	<b>Earnings per share (of ₹10/- each) (not annualised)</b>						1. Non-Current Liabilities		
	(a) Basic	20.59	28.79	23.24	104.26	106.38	Financial Liabilities		
	(b) Diluted	20.59	28.79	23.24	104.26	106.38	(i) Borrowings		20,000
							(ii) Lease Liability	65,614	58,172
							Employee Benefit Obligations	122	288
							Provisions	150	118
							<b>Total Non-Current Liabilities</b>	<b>65,886</b>	<b>78,578</b>
							2. Current Liabilities		
							(a) Financial Liabilities		
							(i) Borrowings	20,000	-
							(ia) Lease Liability	28,576	22,527
							(ii) Trade Payables		
							Total outstanding dues to micro and small enterprises	6,693	5,239
							Total outstanding dues to creditors other than micro and small enterprises	68,854	63,213
							(iii) Other Financial Liabilities	25,956	23,013
							(b) Other Current Liabilities	5,373	4,395
							(c) Employee Benefit Obligations	13,664	13,407
							<b>Total Current Liabilities</b>	<b>1,69,116</b>	<b>1,31,794</b>
							<b>TOTAL-EQUITY AND LIABILITIES</b>	<b>4,12,685</b>	<b>3,66,276</b>



Blue Dart Center, Sahar Airport Road,  
Andheri (East),  
Mumbai - 400 099, India  
Tel : 022 - 69756444  
CIN : L61074MH11991PLC061074  
www.bluedart.com  
communications@bluedart.com

**BLUE DART**  
EXPRESS LIMITED



Consolidated Statement of Cash Flows for the year ended March 31, 2026		(₹ in lakhs)	
Particulars	Year Ended 31/03/2026 (Audited)	Year Ended 31/03/2025 (Audited)	
<b>A. Cash flows from Operating activities:</b>			
Profit before Tax	32,675	34,724	
Adjustments for:			
Depreciation and Amortisation Expense	53,607	48,494	
Finance Costs	8,564	8,239	
Interest income	(42)	(149)	
Gain on sale of units of Mutual Funds	(2,389)	(2,455)	
Loss / (Gain) on RoTbables / Components & overhaul written off	116	(150)	
Loss on sale / scrapping of Property, Plant and Equipment (Net)	7	367	
Provision for slow moving inventory	214	304	
Provision for aircraft redelivery obligation	32	36	
Unwinding interest on Lease Deposit	(694)	(608)	
Gain on reassessment of Finance Lease Liability	-	(5)	
Net loss on Foreign currency Transactions	1,954	532	
Share Based Payment	119	128	
Bad debts written off (Net)	-	199	
Provision for doubtful debts	450	227	
Operating profit before working capital changes	94,613	89,883	
Adjustments for changes in working capital:			
(Increase) in Inventories	(654)	(275)	
(Increase) in Trade Receivables	(13,666)	(11,992)	
(Increase) in Other non-current Financial Assets	(1,235)	(528)	
(Increase) / (Decrease) in Other non-current Assets	(13)	39	
Decrease / (Increase) in Other current Financial Assets	678	(1,146)	
(Increase) in Other current Assets	(2,086)	(1,059)	
Decrease / (Increase) in current loans	80	(63)	
Increase in Trade Payables	7,096	7,719	
Increase in Other Current Financial Liabilities	3,198	1,194	
Increase / (Decrease) in Other Current Liabilities	978	(142)	
Increase / (Decrease) in Current Employee Benefits Obligations	4,068	(1,753)	
Increase in Other Non current Provisions	-	1	
(Decrease) / Increase in Non-Current Employee benefits obligations	(166)	149	
Cash generated from Operations	92,891	82,027	
Taxes paid (net of refunds)	(11,866)	(8,515)	
<b>Net cash generated from Operating activities</b>	<b>81,025</b>	<b>73,512</b>	
<b>B. Cash flows from Investing activities:</b>			
Payments for Property, Plant and Equipment and other Intangible assets	(31,467)	(25,389)	
Proceeds from sale of Property, Plant and Equipment and other Intangible assets	239	657	
Interest received	41	149	
Investment in mutual funds	(9,22,130)	(8,73,280)	
Redemption of mutual funds	9,21,840	8,67,885	
Investment in Bank fixed deposits (net)	(15)	6	
<b>Net cash (used in) Investing activities</b>	<b>(31,492)</b>	<b>(29,972)</b>	
<b>C. Cash flows used in Financing activities:</b>			
Proceeds from borrowings from Institutions / Bank Overdraft	-	(5,469)	
Payment of principal portion of Lease liabilities	(27,852)	(23,839)	
Payment of interest on Lease liabilities	(7,058)	(6,254)	
Interest (paid)	(1,523)	(1,875)	
Dividend (paid)	(5,932)	(5,932)	
<b>Net cash (used in) Financing activities</b>	<b>(42,365)</b>	<b>(43,369)</b>	
<b>Net Increase in Cash and Cash Equivalents (A+B+C)</b>	<b>7,168</b>	<b>171</b>	
Cash and cash equivalents at the beginning of the year	16,632	16,461	
Cash and cash equivalents at the end of the year	23,800	16,632	



**BLUE DART**  
EXPRESS LIMITED  
Blue Dart Center, Sahar Airport Road,  
Andheri (East),  
Mumbai - 400 099, India  
Tel.: 022 - 69756444  
CIN : L61074MH1991PLC061074  
www.bluedart.com  
communications@bluedart.com



Notes :

1. The Consolidated Financial results include results of Blue Dart Express Limited and its wholly owned subsidiaries Blue Dart Aviation Limited and Concorde Air Logistics Limited (together referred to as the "Group") and are prepared in accordance with the Companies (Indian Accounting Standards) Rules, 2015 (as amended), as prescribed under section 133 of the Companies Act, 2013 and other recognised accounting practices and policies as applicable.
2. The Board of Directors have recommended a Dividend of ₹ 25/- (Rupees Twenty Five) per share for the year ended March 31, 2026, subject to necessary approval by the members in the ensuing Annual General Meeting.
3. On 21 November 2025, the Government of India notified the four Labour Codes—the Code on Wages, 2019, the Industrial Relations Code, 2020, the Code on Social Security, 2020, and the Occupational Safety, Health and Working Conditions Code, 2020 (collectively "new Labour Codes")—consolidating 29 existing labour laws. In accordance with the new Labour Codes, the Group has currently estimated the incremental impact on retiral benefits to be Rs. 4,403 Lakhs for the year ended March 31, 2026 which has been presented under "Exceptional Items" in the Consolidated Statement of Profit and Loss.
4. The Group has only one operating segment, which is integrated air and ground transportation and distribution. All assets of the Group are domiciled in India and the Group earns its entire revenue from its operations in India.
5. The results for the quarter ended March 31, 2026 are the balancing figures between audited figures in respect of the full financial year ended March 31, 2026 and the unaudited published year to date figures up to December 31, 2025.
6. The above results were reviewed by the Audit Committee and were thereafter approved by the Board at its meeting held on May 09, 2026. There are no qualifications in the Auditors' Report issued on the financial statements as at and for the financial year ended March 31, 2026.

By Order of the Board  
For Blue Dart Express Limited



Balour Manuel  
Managing Director  
DIN : 08416666

Date : May 09, 2026  
Place : Mumbai



**BLUE DART**  
EXPRESS LIMITED

Blue Dart Center, Sahar Airport Road,  
Andheri (East),  
Mumbai - 400 099, India  
Tel.: 022 - 69756444  
CIN : L61074MH1991PLC061074  
www.bluedart.com  
communications@bluedart.com



## **INDEPENDENT AUDITOR'S REPORT ON AUDIT OF ANNUAL STANDALONE FINANCIAL RESULTS AND REVIEW OF QUARTERLY FINANCIAL RESULTS**

### **TO THE BOARD OF DIRECTORS OF BLUE DART EXPRESS LIMITED**

#### **Opinion and Conclusion**

We have (a) audited the Standalone Financial Results for the year ended March 31, 2026 and (b) reviewed the Standalone Financial Results for the quarter ended March 31, 2026 (refer 'Other Matters' section below), which were subject to limited review by us, both included in the accompanying "Statement of Audited Standalone Financial Results for the Quarter and Year Ended March 31, 2026" of **BLUE DART EXPRESS LIMITED** (the "Company"), (the "Statement"), being submitted by the Company pursuant to the requirements of Regulation 33 of the SEBI (Listing Obligations and Disclosure Requirements) Regulations, 2015, as amended (the "LODR Regulations").

#### **(a) Opinion on Annual Standalone Financial Results**

In our opinion and to the best of our information and according to the explanations given to us, the Standalone Financial Results for the year ended March 31, 2026:

- i. are presented in accordance with the requirements of Regulation 33 of the SEBI (Listing Obligations and Disclosure Requirements) Regulations, 2015, as amended; and
- ii. gives a true and fair view in conformity with the recognition and measurement principles laid down in the Indian Accounting Standards and other accounting principles generally accepted in India of the net profit and other comprehensive income and other financial information of the Company for the year then ended.

#### **(b) Conclusion on Unaudited Standalone Financial Results for the quarter ended March 31, 2026**

With respect to the Standalone Financial Results for the quarter ended March 31, 2026, based on our review conducted as stated in paragraph (b) of Auditor's Responsibilities section below, nothing has come to our attention that causes us to believe that the Standalone Financial Results for the quarter ended March 31, 2026, prepared in accordance with the recognition and measurement principles laid down in the Indian Accounting Standards and other accounting principles generally accepted in India, has not disclosed the information required to be disclosed in terms of Regulation 33 of the SEBI (Listing Obligations and Disclosure Requirements) Regulations, 2015, as amended, including the manner in which it is to be disclosed, or that it contains any material misstatement.



**Basis for Opinion on the Audited Standalone Financial Results for the year ended March 31, 2026**

We conducted our audit in accordance with the Standards on Auditing ("SA"s) specified under Section 143(10) of the Companies Act, 2013 (the "Act"). Our responsibilities under those Standards are further described in paragraph (a) of Auditor's Responsibilities section below. We are independent of the Company in accordance with the Code of Ethics issued by the Institute of Chartered Accountants of India (the "ICAI") together with the ethical requirements that are relevant to our audit of the Standalone Financial Results for the year ended March 31, 2026 under the provisions of the Act and the Rules thereunder, and we have fulfilled our other ethical responsibilities in accordance with these requirements and the ICAI's Code of Ethics. We believe that the audit evidence obtained by us is sufficient and appropriate to provide a basis for our audit opinion.

**Management's and Board of Directors' Responsibilities for the Statement**

This Statement which includes the Standalone Financial Results is the responsibility of the Company's Board of Directors and has been approved by them for the issuance. The Standalone Financial Results for the year ended March 31, 2026 has been compiled from the related audited standalone financial statements. This responsibility includes the preparation and presentation of the Standalone Financial Results for the quarter and year ended March 31, 2026 that give a true and fair view of the net profit and other comprehensive income and other financial information in accordance with the recognition and measurement principles laid down in the Indian Accounting Standards prescribed under Section 133 of the Act read with relevant rules issued thereunder and other accounting principles generally accepted in India and in compliance with Regulation 33 of the LODR Regulations. This responsibility also includes maintenance of adequate accounting records in accordance with the provisions of the Act for safeguarding the assets of the Company and for preventing and detecting frauds and other irregularities; selection and application of appropriate accounting policies; making judgments and estimates that are reasonable and prudent; and the design, implementation and maintenance of adequate internal financial controls that were operating effectively for ensuring the accuracy and completeness of the accounting records, relevant to the preparation and presentation of the Standalone Financial Results that give a true and fair view and is free from material misstatement, whether due to fraud or error.

In preparing the Standalone Financial Results, the Board of Directors is responsible for assessing the Company's ability, to continue as a going concern, disclosing, as applicable, matters related to going concern and using the going concern basis of accounting unless the Board of Directors either intends to liquidate the Company or to cease operations, or has no realistic alternative but to do so.

The Board of Directors is also responsible for overseeing the financial reporting process of the Company.

**Auditor's Responsibilities**

**(a) Audit of the Standalone Financial Results for the year ended March 31, 2026**

Our objectives are to obtain reasonable assurance about whether the Standalone Financial Results for the year ended March 31, 2026 as a whole are free from material misstatement, whether due to fraud or error, and to issue an auditor's report that includes our opinion. Reasonable assurance is a high level of assurance, but is not a guarantee that an audit conducted in accordance with SAs will always detect a material misstatement when it exists. Misstatements can arise from fraud or error and are considered material if, individually or in the aggregate, they could reasonably



be expected to influence the economic decisions of users taken on the basis of this Standalone Financial Results.

As part of an audit in accordance with SAs, we exercise professional judgment and maintain professional skepticism throughout the audit. We also:

- Identify and assess the risks of material misstatement of the Annual Standalone Financial Results, whether due to fraud or error, design and perform audit procedures responsive to those risks, and obtain audit evidence that is sufficient and appropriate to provide a basis for our opinion. The risk of not detecting a material misstatement resulting from fraud is higher than for one resulting from error, as fraud may involve collusion, forgery, intentional omissions, misrepresentations, or the override of internal control.
- Obtain an understanding of internal control relevant to the audit in order to design audit procedures that are appropriate in the circumstances, but not for the purpose of expressing an opinion on the effectiveness of the Company's internal control.
- Evaluate the appropriateness of accounting policies used and the reasonableness of accounting estimates made by the Board of Directors.
- Evaluate the appropriateness and reasonableness of disclosures made by the Board of Directors in terms of the requirements specified under Regulation 33 of the LODR Regulations.
- Conclude on the appropriateness of the Board of Directors' use of the going concern basis of accounting and, based on the audit evidence obtained, whether a material uncertainty exists related to events or conditions that may cast significant doubt on the ability of the Company to continue as a going concern. If we conclude that a material uncertainty exists, we are required to draw attention in our auditor's report to the related disclosures in the Statement or, if such disclosures are inadequate, to modify our opinion. Our conclusions are based on the audit evidence obtained up to the date of our auditor's report. However, future events or conditions may cause the Company to cease to continue as a going concern.
- Evaluate the overall presentation, structure and content of the Annual Standalone Financial Results, including the disclosures, and whether the Annual Standalone Financial Results represent the underlying transactions and events in a manner that achieves fair presentation.

Materiality is the magnitude of misstatements in the Annual Standalone Financial Results that, individually or in aggregate, makes it probable that the economic decisions of a reasonably knowledgeable user of the Annual Standalone Financial Results may be influenced. We consider quantitative materiality and qualitative factors in (i) planning the scope of our audit work and in evaluating the results of our work; and (ii) to evaluate the effect of any identified misstatements in the Annual Standalone Financial Results.

We communicate with those charged with governance regarding, among other matters, the planned scope and timing of the audit and significant audit findings including any significant deficiencies in internal control that we identify during our audit.

We also provide those charged with governance with a statement that we have complied with relevant ethical requirements regarding independence, and to communicate with them all relationships and other matters that may reasonably be thought to bear on our independence, and where applicable, related safeguards.



**(b) Review of the Standalone Financial Results for the quarter ended March 31, 2026**

We conducted our review of the Standalone Financial Results for the quarter ended March 31, 2026 in accordance with the Standard on Review Engagements ("SRE") 2410 'Review of Interim Financial Information Performed by the Independent Auditor of the Entity', issued by the ICAI. A review of interim financial information consists of making inquiries, primarily of the Company's personnel responsible for financial and accounting matters, and applying analytical and other review procedures. A review is substantially less in scope than an audit conducted in accordance with SAs specified under section 143(10) of the Act and consequently does not enable us to obtain assurance that we would become aware of all significant matters that might be identified in an audit. Accordingly, we do not express an audit opinion.

**Other Matters**

- The Statement includes the results for the Quarter ended March 31, 2026 being the balancing figure between audited figures in respect of the full financial year and the published year to date figures up to the third quarter of the current financial year which were subject to limited review by us. Our report on the Statement is not modified in respect of this matter.

For **Deloitte Haskins & Sells LLP**  
Chartered Accountants  
(Firm's Registration No. 117366W/W-100018)



Sampada S Narvankar  
(Partner)

(Membership No.102911)

UDIN: 26102911YVUXFQ9091

Place: Mumbai  
Date: May 9, 2026

**BLUE DART EXPRESS LIMITED**

Regd. Office : Blue Dart Centre, Sahar Airport Road, Andheri (East), Mumbai - 400 099.

Tel : 69756444

Website : www.bluedart.com

e-Mail id : communications@bluedart.com

CIN : L61074MH1991PLC061074

(₹ in lakhs)


**Statement of Audited Standalone Financial Results for the Quarter and Year Ended March 31, 2026**

**Standalone Balance Sheet as at March 31, 2026**

Sr No	Particulars	Quarter Ended	Quarter Ended	Quarter Ended	Year Ended	Year Ended	Particulars	As at 31/03/2026 (Audited)	As at 31/03/2025 (Audited)
		31/03/2026 (Unaudited Note 5)	31/12/2025 (Unaudited)	31/03/2025 (Unaudited)	31/03/2026 (Audited)	31/03/2025 (Audited)			
1.	<b>Income</b>						<b>A. ASSETS</b>		
	(a) Revenue from operations	1,53,347	1,61,616	1,41,732	6,14,088	5,72,018	<b>1. Non-Current Assets</b>		
	(b) Other income	1,818	1,887	2,056	7,707	7,829	(a) Property, Plant and Equipment	29,654	23,452
	<b>Total income</b>	<b>1,55,165</b>	<b>1,63,503</b>	<b>1,43,788</b>	<b>6,21,795</b>	<b>5,79,847</b>	(b) Capital work - in - progress	35	283
2.	<b>Expenses</b>						(c) Right of use assets	54,869	33,139
	(a) Freight, handling and servicing costs (Refer note 3)	1,07,994	1,12,391	1,00,394	4,28,837	4,04,051	(d) Other Intangible Assets	3,362	4,644
	(b) Employee benefits expenses (Refer note 3)	20,413	19,295	18,176	80,540	73,741	(e) Intangible assets under development	-	36
	(c) Finance costs	1,167	1,264	754	4,203	2,879	(f) Financial Assets		
	(d) Depreciation and amortisation expense	6,637	7,101	5,285	24,724	20,921	(i) Investments	14,406	14,406
	(e) Other expenses	12,467	10,925	11,355	47,500	44,668	(ii) Loans	43,475	51,750
	<b>Total expenses</b>	<b>1,48,678</b>	<b>1,50,976</b>	<b>1,35,964</b>	<b>5,85,804</b>	<b>5,46,260</b>	(iii) Other Financial Assets	16,432	16,114
3.	<b>Profit before exceptional items and tax</b>	<b>6,487</b>	<b>12,527</b>	<b>7,824</b>	<b>35,991</b>	<b>33,587</b>	(g) Deferred Tax Assets (Net)	3,747	4,116
4.	<b>Exceptional items (Refer note 3)</b>	<b>13</b>	<b>4,423</b>	<b>-</b>	<b>4,436</b>	<b>-</b>	(h) Non-Current Tax Assets (Net)	5,341	3,315
5.	<b>Profit before tax</b>	<b>6,474</b>	<b>8,104</b>	<b>7,824</b>	<b>31,555</b>	<b>33,587</b>	(i) Other Non-Current Assets	3,542	977
6.	<b>Tax expense</b>						<b>Total Non-Current Assets</b>	<b>1,74,863</b>	<b>1,52,232</b>
	Current Tax	2,432	2,727	1,602	9,594	8,926	<b>2. Current Assets</b>		
	Adjustment of tax relating to earlier years / periods	-	(1,492)	483	(1,492)	483	(a) Inventories	881	868
	Deferred Tax (Credit) / Charge	(280)	(135)	417	(516)	(285)	(b) Financial Assets		
	<b>Total tax expense</b>	<b>2,152</b>	<b>1,100</b>	<b>2,502</b>	<b>7,586</b>	<b>9,124</b>	(i) Investments	41,256	38,578
7.	<b>Net Profit for the period / year</b>	<b>4,322</b>	<b>7,004</b>	<b>5,322</b>	<b>23,969</b>	<b>24,463</b>	(ii) Trade receivables	91,581	78,489
8.	<b>Other comprehensive income, net of income tax</b>						(iii) Cash and Cash equivalents	23,491	16,390
	(a) Items that will not be reclassified to Statement of Profit and Loss						(iv) Bank balances other than above	98	99
	Actuarial gain / (loss) arising from remeasurements of post employment benefit obligation	1,918	1,599	615	3,517	(253)	(v) Loans	10,881	9,086
	Income tax relating to this item	(483)	(402)	(155)	(885)	63	(vi) Other Financial Assets	3,122	3,999
	(b) Items that will be reclassified to Statement of Profit and Loss	-	-	-	-	-	(c) Other Current Assets	5,514	3,370
	<b>Total other comprehensive income / (loss) net of income tax</b>	<b>1,435</b>	<b>1,197</b>	<b>460</b>	<b>2,632</b>	<b>(190)</b>	<b>Total Current Assets</b>	<b>1,76,824</b>	<b>1,50,879</b>
9.	<b>Total comprehensive income, net of income tax</b>	<b>5,757</b>	<b>8,201</b>	<b>5,782</b>	<b>26,601</b>	<b>24,273</b>	<b>TOTAL-ASSETS</b>	<b>3,51,687</b>	<b>3,03,111</b>
10.	<b>Paid-up equity share capital (Face value ₹10/- per share)</b>	<b>2,373</b>	<b>2,373</b>	<b>2,373</b>	<b>2,373</b>	<b>2,373</b>	<b>B. EQUITY AND LIABILITIES</b>		
11.	<b>Reserves excluding Revaluation Reserve</b>				<b>1,80,737</b>	<b>1,59,954</b>	<b>EQUITY</b>		
12.	<b>Net Worth</b>				<b>1,83,113</b>	<b>1,62,330</b>	(a) Equity Share capital	2,376	2,376
13.	<b>Earnings per share (of ₹10/- each) (not annualised)</b>						(b) Other Equity	1,80,737	1,59,954
	(a) Basic	18.22	29.52	22.43	101.02	103.10	<b>LIABILITIES</b>		
	(b) Diluted	18.22	29.52	22.43	101.02	103.10	<b>1. Non-Current Liabilities</b>		
							Financial Liabilities		
							(i) Lease Liability	42,525	23,971
							Employee Benefit Obligations	-	-
							<b>Total Non-current liabilities</b>	<b>42,525</b>	<b>23,971</b>
							<b>2. Current liabilities</b>		
							(a) Financial Liabilities		
							(i) Lease Liability	15,339	10,842
							(ii) Trade Payables		
							Total outstanding dues to micro and small enterprises	6,566	5,094
							Total outstanding dues to creditors other than micro and small enterprises	67,663	66,087
							(iii) Other Financial liabilities	25,353	22,182
							(b) Other Current Liabilities	2,303	1,942
							(c) Employee Benefit Obligations	8,825	10,663
							<b>Total Current Liabilities</b>	<b>1,26,049</b>	<b>1,16,810</b>
							<b>TOTAL-EQUITY AND LIABILITIES</b>	<b>3,51,687</b>	<b>3,03,111</b>



Standalone Statement of Cash Flows for the year ended March 31, 2026		(₹ in lakhs)	
Particulars	Year Ended 31/03/2026 (Audited)	Year Ended 31/03/2025 (Audited)	
<b>A. Cash flows from Operating activities:</b>			
Profit before Tax	31,555	33,587	
Adjustments for:			
Depreciation and Amortisation Expense	24,724	20,921	
Finance Costs	4,203	2,879	
Interest income	(4,062)	(3,998)	
Gain on sale of units of Mutual Funds	(2,389)	(2,455)	
Unwinding interest on Payload Deposit and Lease Deposit	(945)	(1,027)	
Loss on sale / scrapping of Property, Plant and Equipment (Net)	9	358	
Net Loss / (Gain) on Foreign Currency Transactions	81	(10)	
Share Based Payment	114	126	
Bad debts written off (Net)	-	199	
Provision for doubtful debts	450	227	
Operating profit before working capital changes	53,740	50,807	
Adjustments for changes in working capital:			
(Increase) in Inventories	(12)	(9)	
(Increase) in Trade Receivables	(13,623)	(12,073)	
(Increase) in Other Non Current Financial Assets	(87)	(436)	
(Increase) / Decrease in Other Non Current Assets	(2,315)	9	
Decrease / (Increase) in Other Current Financial Assets	879	(1,260)	
(Increase) / Decrease in Other Current Assets	(2,144)	166	
Decrease / (Increase) in Current Loans	80	(64)	
Increase in Trade Payables	3,049	15,072	
Increase in Other Current Financial Liabilities	3,202	6,467	
Increase in Other Current Liabilities	361	100	
Increase / (Decrease) in Current Employee Benefits Obligations	1,679	(1,589)	
Cash generated from Operations	44,809	57,190	
Taxes paid (net of refunds)	(10,128)	(8,302)	
<b>Net cash generated from operating activities</b>	<b>34,681</b>	<b>48,888</b>	
<b>B. Cash flows from Investing activities:</b>			
Payments for Property, Plant and Equipment and other Intangible assets	(12,118)	(7,704)	
Proceeds from sale of Property, Plant and Equipment and other Intangible assets	193	368	
Interest received	4,062	3,998	
Investment in mutual funds	(9,22,130)	(8,73,280)	
Redemption of mutual funds	9,21,840	8,67,885	
Loans repaid by / (given to) Subsidiary (net)	6,400	(18,000)	
Investment in Bank fixed deposits (net)	(15)	6	
<b>Net cash (used in) Investing activities</b>	<b>(1,768)</b>	<b>(26,727)</b>	
<b>C. Cash flows from Financing activities:</b>			
Payment of principal portion of Lease liabilities	(15,677)	(13,376)	
Payment of interest on Lease liabilities	(4,203)	(2,871)	
Interest (paid)	-	(8)	
Dividend (paid)	(5,932)	(5,932)	
<b>Net cash (used in) Financing activities</b>	<b>(25,812)</b>	<b>(22,187)</b>	
<b>Net Increase / (Decrease) in Cash and Cash Equivalents (A+B+C)</b>	<b>7,101</b>	<b>(26)</b>	
Cash and cash equivalents at the beginning of the year	16,390	16,416	
Cash and cash equivalents at the end of the year	23,491	16,390	



Notes :

1. The Standalone Financial results are prepared and published in accordance with the Indian Accounting Standards, Section 133 of the Companies Act, 2013 read with Rules framed thereunder and Regulation 33 of SEBI Listing Regulations, as amended from time to time.
2. The Board of Directors have recommended a Dividend of ₹ 25/- (Rupees Twenty Five) per share for the year ended March 31, 2026, subject to necessary approval by the members in the ensuing Annual General Meeting.
3. On 21 November 2025, the Government of India notified the four Labour Codes—the Code on Wages, 2019, the Industrial Relations Code, 2020, the Code on Social Security, 2020, and the Occupational Safety, Health and Working Conditions Code, 2020 (collectively “new Labour Codes”)—consolidating 29 existing labour laws.  
The Company has evaluated the impact of increased employee benefits expenses of Rs. 2,186 lakhs and increased Freight, handling and servicing costs of Rs. 2,250 lakhs arising from the implementation of the new Labour Codes. Accordingly, the Company has recognised an amount of Rs. 4,436 lakhs for year ended March 31, 2026 which has been presented as “Exceptional Items” in the Standalone Statement of Profit and Loss.
4. The Company has only one operating segment, which is integrated air and ground transportation and distribution. All assets of the Company are domiciled in India and the Company earns its entire revenue from its operations in India.
5. The results for the quarter ended March 31, 2026 are the balancing figures between audited figures in respect of the full financial year ended March 31, 2026 and the unaudited published year to date figures up to December 31, 2025.
6. The above results were reviewed by the Audit Committee and were thereafter approved by the Board at its meeting held on May 09, 2026. There are no qualifications in the Auditors' Report issued on the financial statements as at and for the financial year ended March 31, 2026.

Date : May 09, 2026  
Place : Mumbai

By Order of the Board  
For Blue Dart Express Limited



Balfour Manuel  
Managing Director  
DIN : 08416666



## INDEPENDENT AUDITOR'S REPORT ON AUDIT OF ANNUAL CONSOLIDATED FINANCIAL RESULTS AND REVIEW OF QUARTERLY FINANCIAL RESULTS

### TO THE BOARD OF DIRECTORS OF BLUE DART EXPRESS LIMITED

#### Opinion and Conclusion

We have (a) audited the Consolidated Financial Results for the year ended March 31, 2026 and (b) reviewed the Consolidated Financial Results for the quarter ended March 31, 2026 (refer 'Other Matters' section below), which were subject to limited review by us, both included in the accompanying "Statement of Audited Consolidated Financial Results for the Quarter and Year Ended March 31, 2026" of **BLUE DART EXPRESS LIMITED** (the "Parent") and its subsidiaries (the Parent and its subsidiaries together referred to as the "Group"), (the "Statement"), being submitted by the Parent pursuant to the requirements of Regulation 33 of the SEBI (Listing Obligations and Disclosure Requirements) Regulations, 2015, as amended (the "LODR Regulations").

#### (a) Opinion on Annual Consolidated Financial Results

In our opinion and to the best of our information and according to the explanations given to us, the Consolidated Financial Results for the year ended March 31, 2026:

- (i) includes the financial results of the following entities:

Name of the entity	Relationship
Blue Dart Express Limited	Parent
Blue Dart Aviation Limited	Subsidiary
Concorde Air Logistics Limited	Subsidiary

- (ii) are presented in accordance with the requirements of Regulation 33 of the SEBI (Listing Obligations and Disclosure Requirements) Regulations, 2015, as amended; and
- (iii) gives a true and fair view in conformity with the recognition and measurement principles laid down in the Indian Accounting Standards and other accounting principles generally accepted in India of the consolidated net profit and consolidated other comprehensive income and other financial information of the Group for the year ended March 31, 2026.

#### (b) Conclusion on Unaudited Consolidated Financial Results for the quarter ended March 31, 2026

With respect to the Consolidated Financial Results for the quarter ended March 31, 2026, based on our review conducted and procedures performed as stated in paragraph (b) of Auditor's Responsibilities section below, nothing has come to our attention that causes us to believe that the Consolidated Financial Results for the quarter ended March 31, 2026, prepared in accordance with the recognition and measurement principles laid down in the Indian Accounting Standards and other

①

accounting principles generally accepted in India, has not disclosed the information required to be disclosed in terms of Regulation 33 of the SEBI (Listing Obligations and Disclosure Requirements) Regulations, 2015, as amended, including the manner in which it is to be disclosed, or that it contains any material misstatement.

**Basis for Opinion on the Audited Consolidated Financial Results for the year ended March 31, 2026**

We conducted our audit in accordance with the Standards on Auditing ("SA"s) specified under Section 143(10) of the Companies Act, 2013 (the "Act"). Our responsibilities under those Standards are further described in paragraph (a) of Auditor's Responsibilities section below. We are independent of the Group, in accordance with the Code of Ethics issued by the Institute of Chartered Accountants of India (the "ICAI") together with the ethical requirements that are relevant to our audit of the Consolidated Financial Results for the year ended March 31, 2026 under the provisions of the Act and the Rules thereunder, and we have fulfilled our other ethical responsibilities in accordance with these requirements and the ICAI's Code of Ethics. We believe that the audit evidence obtained by us is sufficient and appropriate to provide a basis for our audit opinion.

**Management's and Board of Directors' Responsibilities for the Statement**

This Statement, which includes the Consolidated Financial Results is the responsibility of the Parent's Board of Directors and has been approved by them for the issuance. The Consolidated Financial Results for the year ended March 31, 2026, has been compiled from the related audited consolidated financial statements. This responsibility includes the preparation and presentation of the Consolidated Financial Results for the quarter and year ended March 31, 2026 that give a true and fair view of the consolidated net profit and consolidated other comprehensive income and other financial information of the Group in accordance with the recognition and measurement principles laid down in the Indian Accounting Standards, prescribed under Section 133 of the Act, read with relevant rules issued thereunder and other accounting principles generally accepted in India and in compliance with Regulation 33 of the LODR Regulations.

The respective Board of Directors of the companies included in the Group are responsible for maintenance of adequate accounting records in accordance with the provisions of the Act for safeguarding the assets of the Group and for preventing and detecting frauds and other irregularities; selection and application of appropriate accounting policies; making judgments and estimates that are reasonable and prudent; and the design, implementation and maintenance of adequate internal financial controls, that were operating effectively for ensuring the accuracy and completeness of the accounting records, relevant to the preparation and presentation of the respective financial results that give a true and fair view and are free from material misstatement, whether due to fraud or error, which have been used for the purpose of preparation of this Consolidated Financial Results by the Directors of the Parent, as aforesaid.

In preparing the Consolidated Financial Results, the respective Board of Directors of the companies included in the Group are responsible for assessing the ability of the respective entities to continue as a going concern, disclosing, as applicable, matters related to going concern and using the going concern basis of accounting unless the respective Board of Directors either intends to liquidate their respective entities or to cease operations, or has no realistic alternative but to do so.

The respective Board of Directors of the companies included in the Group are responsible for overseeing the financial reporting process of the Group.

Q

**Auditor's Responsibilities**

**(a) Audit of the Consolidated Financial Results for the year ended March 31, 2026**

Our objectives are to obtain reasonable assurance about whether the Consolidated Financial Results for the year ended March 31, 2026 as a whole are free from material misstatement, whether due to fraud or error, and to issue an auditor's report that includes our opinion. Reasonable assurance is a high level of assurance, but is not a guarantee that an audit conducted in accordance with SAs will always detect a material misstatement when it exists. Misstatements can arise from fraud or error and are considered material if, individually or in the aggregate, they could reasonably be expected to influence the economic decisions of users taken on the basis of this Consolidated Financial Results.

As part of an audit in accordance with SAs, we exercise professional judgment and maintain professional skepticism throughout the audit. We also:

- Identify and assess the risks of material misstatement of the Annual Consolidated Financial Results, whether due to fraud or error, design and perform audit procedures responsive to those risks, and obtain audit evidence that is sufficient and appropriate to provide a basis for our opinion. The risk of not detecting a material misstatement resulting from fraud is higher than for one resulting from error, as fraud may involve collusion, forgery, intentional omissions, misrepresentations, or the override of internal control.
- Obtain an understanding of internal control relevant to the audit in order to design audit procedures that are appropriate in the circumstances, but not for the purpose of expressing an opinion on the effectiveness of such controls.
- Evaluate the appropriateness of accounting policies used and the reasonableness of accounting estimates made by the Board of Directors.
- Evaluate the appropriateness and reasonableness of disclosures made by the Board of Directors in terms of the requirements specified under Regulation 33 of the LODR Regulations.
- Conclude on the appropriateness of the Board of Directors' use of the going concern basis of accounting and, based on the audit evidence obtained, whether a material uncertainty exists related to events or conditions that may cast significant doubt on the ability of the Group to continue as a going concern. If we conclude that a material uncertainty exists, we are required to draw attention in our auditor's report to the related disclosures in the Consolidated Financial Results or, if such disclosures are inadequate, to modify our opinion. Our conclusions are based on the audit evidence obtained up to the date of our auditor's report. However, future events or conditions may cause the Group to cease to continue as a going concern.
- Evaluate the overall presentation, structure and content of the Annual Consolidated Financial Results, including the disclosures, and whether the Annual Consolidated Financial Results represent the underlying transactions and events in a manner that achieves fair presentation.
- Obtain sufficient appropriate audit evidence regarding the Annual Standalone Financial Results of the entities within the Group to express an opinion on the Annual Consolidated Financial Results. We are responsible for the direction, supervision and performance of the audit of financial information of such entities included in the Annual Consolidated Financial Results of which we are the independent auditors.

Materiality is the magnitude of misstatements in the Annual Consolidated Financial Results that, individually or in aggregate, makes it probable that the economic

②

decisions of a reasonably knowledgeable user of the Annual Consolidated Financial Results may be influenced. We consider quantitative materiality and qualitative factors in (i) planning the scope of our audit work and in evaluating the results of our work; and (ii) to evaluate the effect of any identified misstatements in the Annual Consolidated Financial Results.

We communicate with those charged with governance of the Parent and such other entities included in the Consolidated Financial Results of which we are the independent auditors regarding, among other matters, the planned scope and timing of the audit and significant audit findings including any significant deficiencies in internal control that we identify during our audit.

We also provide those charged with governance with a statement that we have complied with relevant ethical requirements regarding independence, and to communicate with them all relationships and other matters that may reasonably be thought to bear on our independence, and where applicable, related safeguards.

**(b) Review of the Consolidated Financial Results for the quarter ended March 31, 2026**


We conducted our review of the Consolidated Financial Results for the quarter ended March 31, 2026 in accordance with the Standard on Review Engagements (SRE) 2410 'Review of Interim Financial Information Performed by the Independent Auditor of the Entity', issued by the ICAI. A review of interim financial information consists of making inquiries, primarily of the Company's personnel responsible for financial and accounting matters, and applying analytical and other review procedures. A review is substantially less in scope than an audit conducted in accordance with SAs specified under section 143(10) of the Act and consequently does not enable us to obtain assurance that we would become aware of all significant matters that might be identified in an audit. Accordingly, we do not express an audit opinion.

The Statement includes the results of the entities as listed under paragraph (a)(i) of Opinion and Conclusion section above.

**Other Matters**

- The Statement includes the results for the quarter ended March 31, 2026 being the balancing figure between audited figures in respect of the full financial year and the published year to date figures up to the third quarter of the current financial year which were subject to limited review by us. Our report is not modified in respect of this matter.

For **Deloitte Haskins & Sells LLP**  
Chartered Accountants  
(Firm's Registration No. 117366W/W-100018)



Sampada S Narvankar  
(Partner)

(Membership No.102911)

UDIN: 26102911CSBPDJ2740

Place: Mumbai  
Date: May 9,2026

**BLUE DART EXPRESS LIMITED**

Regd. Office : Blue Dart Centre, Sahar Airport Road, Andheri (East), Mumbai - 400 099.

Tel : 69756444

Website : www.bluedart.com

e-Mail id : communications@bluedart.com


CIN : L61074MH1991PLC061074

(₹ in lakhs)

**Statement of Audited Consolidated Financial Results for the Quarter and Year Ended March 31, 2026**

**Consolidated Balance Sheet as at March 31, 2026**

Sr No	Particulars	Quarter Ended	Quarter Ended	Quarter Ended	Year Ended	Year Ended	Particulars	As at	As at
		31/03/2026 (Unaudited Note 5)	31/12/2025 (Unaudited)	31/03/2025 (Unaudited)	31/03/2026 (Audited)	31/03/2025 (Audited)		31/03/2026 (Audited)	31/03/2025 (Audited)
1.	<b>Income</b>						<b>A. ASSETS</b>		
	(a) Revenue from operations	1,53,347	1,61,616	1,41,732	6,14,088	5,72,018	<b>1. Non-Current Assets</b>		
	(b) Other income	1,198	1,049	1,227	4,192	4,198	(a) Property, Plant and Equipment	1,19,353	1,07,064
	<b>Total income</b>	<b>1,54,545</b>	<b>1,62,665</b>	<b>1,42,959</b>	<b>6,18,280</b>	<b>5,76,216</b>	(b) Capital work - in - progress	2,691	7,659
2.	<b>Expenses</b>						(c) Right of use assets	80,195	68,568
	(a) Freight, handling and servicing costs	90,492	94,354	83,012	3,56,833	3,35,256	(d) Other Intangible Assets	3,990	5,726
	(b) Employee benefits expenses (Refer note 3)	25,610	25,834	23,965	1,04,259	96,805	(e) Intangible assets under development	-	36
	(c) Finance costs	2,154	2,378	2,003	8,564	8,239	(f) Financial Assets		
	(d) Depreciation and amortisation expense	13,984	14,476	12,434	53,607	48,494	(i) Other Financial Assets	10,303	9,088
	(e) Other expenses	15,039	13,334	13,441	57,939	52,698	(g) Deferred Tax Assets (Net)	9,678	10,462
	<b>Total expenses</b>	<b>1,47,279</b>	<b>1,50,376</b>	<b>1,34,855</b>	<b>5,81,202</b>	<b>5,41,492</b>	(h) Non-Current Tax Assets (Net)	10,024	6,269
3.	<b>Profit before exceptional items and tax</b>	<b>7,266</b>	<b>12,289</b>	<b>8,104</b>	<b>37,078</b>	<b>34,724</b>	(i) Other Non-current Assets	1,271	1,056
4.	<b>Exceptional items (Refer note 3)</b>	<b>13</b>	<b>4,390</b>	<b>-</b>	<b>4,403</b>	<b>-</b>	<b>Total Non-Current Assets</b>	<b>2,37,505</b>	<b>2,15,928</b>
5.	<b>Profit before tax</b>	<b>7,253</b>	<b>7,899</b>	<b>8,104</b>	<b>32,675</b>	<b>34,724</b>	<b>2. Current Assets</b>		
6.	<b>Tax expense</b>						(a) Inventories	5,594	5,153
	Current Tax	2,439	2,728	1,600	9,603	8,926	(b) Financial Assets		
	Adjustment of tax relating to earlier years / periods	-	(1,492)	483	(1,492)	483	(i) Investments	41,256	38,578
	Deferred Tax (Credit) / Charge	(71)	(170)	506	(175)	73	(ii) Trade receivables	91,825	78,609
	<b>Total tax expense</b>	<b>2,368</b>	<b>1,066</b>	<b>2,589</b>	<b>7,936</b>	<b>9,482</b>	(iii) Cash and cash equivalents	23,800	16,632
7.	<b>Net Profit for the period / year</b>	<b>4,885</b>	<b>6,833</b>	<b>5,515</b>	<b>24,739</b>	<b>25,242</b>	(iv) Bank balances other than above	98	99
8.	<b>Other comprehensive income, net of income tax</b>						(v) Loans	6	86
	(a) Items that will not be reclassified to Statement of Profit and Loss						(vi) Other Financial Assets	3,849	4,525
	Actuarial gain / (loss) arising from remeasurements of post employment benefit obligation	1,701	2,111	520	3,812	(348)	(c) Other Current Assets	8,752	6,666
	Income tax relating to this item	(428)	(531)	(131)	(959)	87	<b>Total Current Assets</b>	<b>1,75,180</b>	<b>1,50,348</b>
	(b) Items that will be reclassified to Statement of Profit and Loss	-	-	-	-	-	<b>TOTAL-ASSETS</b>	<b>4,12,685</b>	<b>3,66,276</b>
	<b>Total other comprehensive income / (loss) net of income tax</b>	<b>1,273</b>	<b>1,580</b>	<b>389</b>	<b>2,853</b>	<b>(261)</b>	<b>B. EQUITY AND LIABILITIES</b>		
9.	<b>Total comprehensive income, net of income tax</b>	<b>6,158</b>	<b>8,413</b>	<b>5,904</b>	<b>27,592</b>	<b>24,981</b>	<b>EQUITY</b>		
10.	<b>Paid-up equity share capital (Face value ₹10/- per share)</b>	<b>2,373</b>	<b>2,373</b>	<b>2,373</b>	<b>2,373</b>	<b>2,373</b>	(a) Equity Share capital	2,376	2,376
11.	<b>Reserves excluding Revaluation Reserve</b>				<b>1,75,307</b>	<b>1,53,528</b>	(b) Other Equity	1,75,307	1,53,528
12.	<b>Net Worth</b>				<b>1,77,683</b>	<b>1,55,904</b>	<b>LIABILITIES</b>		
13.	<b>Earnings per share (of ₹10/- each) (not annualised)</b>						<b>1. Non-Current Liabilities</b>		
	(a) Basic	20.59	28.79	23.24	104.26	106.38	<b>Financial Liabilities</b>		
	(b) Diluted	20.59	28.79	23.24	104.26	106.38	(i) Borrowings	-	20,000
							(ii) Lease Liability	65,614	58,172
							Employee Benefit Obligations	122	288
							Provisions	150	118
							<b>Total Non-Current Liabilities</b>	<b>65,886</b>	<b>78,578</b>
							<b>2. Current Liabilities</b>		
							(a) Financial Liabilities		
							(i) Borrowings	20,000	-
							(ia) Lease Liability	28,576	22,527
							(ii) Trade Payables		
							Total outstanding dues to micro and small enterprises	6,693	5,239
							Total outstanding dues to creditors other than micro and small enterprises	68,854	63,213
							(iii) Other Financial Liabilities	25,956	23,013
							(b) Other Current Liabilities	5,373	4,395
							(c) Employee Benefit Obligations	13,664	13,407
							<b>Total Current Liabilities</b>	<b>1,69,116</b>	<b>1,31,794</b>
							<b>TOTAL-EQUITY AND LIABILITIES</b>	<b>4,12,685</b>	<b>3,66,276</b>



## Consolidated Statement of Cash Flows for the year ended March 31, 2026

(₹ in lakhs)

Particulars	Year	Year
	Ended	Ended
	31/03/2026	31/03/2025
	(Audited)	(Audited)
<b>A. Cash flows from Operating activities:</b>		
Profit before Tax	32,675	34,724
Adjustments for:		
Depreciation and Amortisation Expense	53,607	48,494
Finance Costs	8,564	8,239
Interest income	(42)	(149)
Gain on sale of units of Mutual Funds	(2,389)	(2,455)
Loss / (Gain) on Rotables / Components & overhaul written off	116	(150)
Loss on sale / scrapping of Property, Plant and Equipment (Net)	7	367
Provision for slow moving inventory	214	304
Provision for aircraft redelivery obligation	32	36
Unwinding interest on Lease Deposit	(694)	(608)
Gain on reassessment of Finance Lease Liability	-	(5)
Net loss on Foreign currency Transactions	1,954	532
Share Based Payment	119	128
Bad debts written off (Net)	-	199
Provision for doubtful debts	450	227
Operating profit before working capital changes	94,613	89,883
Adjustments for changes in working capital:		
(Increase) in Inventories	(654)	(275)
(Increase) in Trade Receivables	(13,666)	(11,992)
(Increase) in Other non-current Financial Assets	(1,235)	(528)
(Increase) / Decrease in Other non-current Assets	(13)	39
Decrease / (Increase) in Other current Financial Assets	678	(1,146)
(Increase) in Other current Assets	(2,086)	(1,059)
Decrease / (Increase) in current loans	80	(63)
Increase in Trade Payables	7,096	7,719
Increase in Other Current Financial Liabilities	3,198	1,194
Increase / (Decrease) in Other Current Liabilities	978	(142)
Increase / (Decrease) in Current Employee Benefits Obligations	4,068	(1,753)
Increase in Other Non current Provisions	-	1
(Decrease) / Increase in Non-Current Employee benefits obligations	(166)	149
Cash generated from Operations	92,891	82,027
Taxes paid (net of refunds)	(11,866)	(8,515)
<b>Net cash generated from Operating activities</b>	<b>81,025</b>	<b>73,512</b>
<b>B. Cash flows from Investing activities:</b>		
Payments for Property, Plant and Equipment and other Intangible assets	(31,467)	(25,389)
Proceeds from sale of Property, Plant and Equipment and other Intangible assets	239	657
Interest received	41	149
Investment in mutual funds	(9,22,130)	(8,73,280)
Redemption of mutual funds	9,21,840	8,67,885
Investment in Bank fixed deposits (net)	(15)	6
<b>Net cash (used in) Investing activities</b>	<b>(31,492)</b>	<b>(29,972)</b>
<b>C. Cash flows used in Financing activities:</b>		
Proceeds from borrowings from Institutions / Bank Overdraft	-	(5,469)
Payment of principal portion of Lease liabilities	(27,852)	(23,839)
Payment of interest on Lease liabilities	(7,058)	(6,254)
Interest (paid)	(1,523)	(1,875)
Dividend (paid)	(5,932)	(5,932)
<b>Net cash (used in) Financing activities</b>	<b>(42,365)</b>	<b>(43,369)</b>
<b>Net Increase in Cash and Cash Equivalents (A+B+C)</b>	<b>7,168</b>	<b>171</b>
<b>Cash and cash equivalents at the beginning of the year</b>	<b>16,632</b>	<b>16,461</b>
<b>Cash and cash equivalents at the end of the year</b>	<b>23,800</b>	<b>16,632</b>



Notes :

1. The Consolidated Financial results include results of Blue Dart Express Limited and its wholly owned subsidiaries Blue Dart Aviation Limited and Concorde Air Logistics Limited (together referred to as the "Group") and are prepared in accordance with the Companies (Indian Accounting Standards) Rules, 2015 (as amended), as prescribed under section 133 of the Companies Act, 2013 and other recognised accounting practices and policies as applicable.
2. The Board of Directors have recommended a Dividend of ₹ 25/- (Rupees Twenty Five) per share for the year ended March 31, 2026, subject to necessary approval by the members in the ensuing Annual General Meeting.
3. On 21 November 2025, the Government of India notified the four Labour Codes—the Code on Wages, 2019, the Industrial Relations Code, 2020, the Code on Social Security, 2020, and the Occupational Safety, Health and Working Conditions Code, 2020 (collectively "new Labour Codes")—consolidating 29 existing labour laws.  
In accordance with the new Labour Codes, the Group has currently estimated the incremental impact on retiral benefits to be Rs. 4,403 Lakhs for the year ended March 31, 2026 which has been presented under "Exceptional Items" in the Consolidated Statement of Profit and Loss.
4. The Group has only one operating segment, which is integrated air and ground transportation and distribution. All assets of the Group are domiciled in India and the Group earns its entire revenue from its operations in India.
5. The results for the quarter ended March 31, 2026 are the balancing figures between audited figures in respect of the full financial year ended March 31, 2026 and the unaudited published year to date figures up to December 31, 2025.
6. The above results were reviewed by the Audit Committee and were thereafter approved by the Board at its meeting held on May 09, 2026. There are no qualifications in the Auditors' Report issued on the financial statements as at and for the financial year ended March 31, 2026.



By Order of the Board  
For Blue Dart Express Limited

A handwritten signature in black ink, appearing to read "Balfour Manuel".

Balfour Manuel  
Managing Director  
DIN : 08416666

Date : May 09, 2026

Place : Mumbai

Blue Dart Center, Sahar Airport Road,  
Andheri (East),  
Mumbai - 400 099, India  
Tel.: 022 - 69756444  
CIN : L61074MH1991PLC061074  
www.bluedart.com  
communications@bluedart.com

May 9, 2026

To,  
**BSE Limited**  
Phiroze Jeejeebhoy Towers,  
Dalal Street, Fort  
Mumbai – 400 001

**National Stock Exchange of India Ltd**  
Exchange Plaza, C-1, Block G  
Bandra Kurla Complex, Bandra East,  
Mumbai – 400 051

**Scrip Code - 526612**

**NSE Symbol – BLUEDART**

Dear Sir/ Madam,

**Sub: Declaration pursuant to Regulation 33(3)(d) of the SEBI (Listing Obligations & Disclosure Requirements) Regulations, 2015**

In compliance with the provisions of Regulation 33(3)(d) of the SEBI (Listing Obligations & Disclosure Requirements) Regulations, 2015, we hereby declare that M/s. Deloitte Haskins & Sells LLP, Chartered Accountants (ICAI Firm Registration No: 117366W/ W-100018), Statutory Auditors of the Company have issued an Audit Report with unmodified opinion on the Audited Financial Results (Standalone and Consolidated) of the Company for the financial year ended March 31, 2026.

Kindly take record of the same.

Thanking you,

Yours faithfully,

For **Blue Dart Express Ltd.**



**Balfour Manuel**  
Managing Director

For **Blue Dart Express Ltd.**



**Sagar Patil**  
Chief Financial Officer

## PRESS RELEASE

### Blue Dart Express Limited Delivers YoY Growth in FY2025–26, Driven by E-commerce and B2B Surface Momentum

**Mumbai, 9th May 2026:** Blue Dart Express Limited, South Asia’s premier express air and integrated transportation & distribution company, today announced its financial results for the quarter and year ended March 31, 2026, following the conclusion of its Board Meeting held in Mumbai today.

In a fiscal year shaped by changing customer expectations, continued growth in digital commerce, strong domestic consumption, and a dynamic operating environment, the company delivered year-on-year revenue growth, supported by sustained momentum across e-commerce and B2B surface express solutions.

For the fiscal year ended March 31, 2026, Blue Dart reported revenue from operations of ₹ 6141 crore, compared to ₹ 5,720 crore in FY2024–25. Profit after tax for the year stood at ₹ 240 crore. For the quarter ended March 31, 2026, revenue from operations stood at ₹ 1533 crore, while profit after tax stood at ₹ 43 crore.

The company continued to strengthen its integrated air and ground network, enhance operational efficiency, and expand solutions aligned to the needs of businesses across India. The year also saw a dynamic cost and regulatory environment, including the implementation of the Wage Code and related changes across labour and social security frameworks. Blue Dart remained focused on compliance, employee welfare, productivity improvement, and network efficiency, while continuing to protect service quality and customer commitments.

**Commenting on the announcement, Balfour Manuel, Managing Director, Blue Dart Express Limited** said, *“FY2025–26 was a year of focused execution and resilient performance for Blue Dart, as we continued to deliver steady revenue growth despite a backdrop of global uncertainty, heightened geopolitical tensions, and evolving market dynamics. In such an environment, our ability to stay agile and customer-centric has been critical.”*

*He further added, “We continued to build on our core strengths of reliability, reach, speed, and service excellence, while adapting our offerings to meet the changing needs of customers across e-commerce, retail, SME, and enterprise segments. Our performance was driven by sustained customer confidence, disciplined network execution, and a sharp focus on operational efficiency. As customer expectations continue to evolve, we remain committed to continuously enhancing and expanding our solutions to make them more relevant, accessible, and value driven. We will continue to invest in our network, digital capabilities, and service portfolio to support growth and strengthen our competitive edge.”*

Looking ahead, the company remains optimistic about the future outlook, supported by India’s expanding consumption base, infrastructure development, digital adoption, and rising demand for time-definite logistics solutions. Blue Dart will continue to invest in network strength, technology, service quality, and sustainable logistics to deliver long-term value for customers, employees, shareholders, and communities.



**About Blue Dart:**

Blue Dart Express Ltd., South Asia's premier express air and integrated transportation & distribution company, offers secure and reliable delivery of consignments to over 56,400+ locations in India. Blue Dart is a provider of choice for its stakeholders due to its customer centric approach and aims to further strengthen this partnership. As part of DHL Group's DHL eCommerce division, Blue Dart accesses the largest and most comprehensive express and logistics network worldwide, covering over 220 countries and territories, and offers an entire spectrum of distribution services including air express, freight forwarding, supply chain solutions, customs clearance etc.

The Blue Dart team drives market leadership through its motivated people, dedicated air and ground capacity, cutting-edge technology, wide range of innovative, vertical specific products and value-added services to deliver unmatched standards of service quality to its customers. Blue Dart's market leadership is further validated by its position as the nation's most innovative and awarded express logistics company for exhibiting reliability, superior brand experience and sustainability which include recognition as one of 'India's Best Companies to Work For' by The Great Place to Work® Institute, India, ranked amongst 'Best Multinational Workplaces in Asia' by The Great Place to Work® Institute, Asia, voted a 'Superbrand' and 'Reader's Digest Most Trusted Brand', and has achieved the ISO/IEC 27001:2022 certification. It has also been listed as one of Fortune 500's 'India's Largest Corporations' and Forbes 'India's Super 50 Companies' to name a few. Blue Dart's Diversity and Inclusion initiatives have also led to it being recognized as one of India's 'Best Workplaces for Women' in 2021 and 'Best Organisations for Women' in 2026 for the 5<sup>th</sup> time by the ET Edge. Furthermore, Blue Dart was awarded the 'Best In-House Legal Team' award in the logistics category at The Economic Times Global Legal Awards 2024-2025.

Blue Dart fulfils its social responsibility through its Go Programs namely Go Green – Climate Protection, Go Help - Drinking Water, Livelihood, Health, Disaster Management and Go Teach - Education.

**For more information, please contact:**

<p>Blue Dart Express</p> <p><b>Deepika Jagasia:</b> Manager - Corporate Communications &amp; Sustainability <a href="mailto:DeepikaJ@bluedart.com">DeepikaJ@bluedart.com</a></p> <p><b>Chirag Parmar:</b> Sr. Executive - Corporate Communications &amp; Sustainability <a href="mailto:Cparmar@bluedart.com">Cparmar@bluedart.com</a></p>	<p>Kaizen Communication</p> <p><b>Sahil Raj:</b> Senior Manager- Public Relations <a href="mailto:sahil.raj@kaizencomm.com">sahil.raj@kaizencomm.com</a></p>
--	--

**CERTIFIED TRUE COPY**

For BLUE DART EXPRESS LTD.:

  
**TUSHAR GUNDERIA**  
**HEAD (LEGAL & COMPLIANCE) &**  
**COMPANY SECRETARY**