



# AMD Industries Limited

(Mfrs. of : Crown Corks, PET-Preforms & Plastic Closures)

(ISO 9001:2008 COMPANY)  
(FSSC 22000:2011 COMPANY)  
(CIN : L28122DL1983PLC017141)

**Sales & Regd. Office:**

18, Pusa Road, 1st Floor, Karol Bagh

New Delhi-110 005 (India)

Ph. : 011-46830202, 28750649 & 50

Facsimile : 011-28753591

e-mail : amdgroup@amdindustries.com

website : www.amdindustries.com

**Dated: 27.05.2015**

To,  
Bombay Stock Exchange Limited  
Phiroje Jeejeebhoy Towers,  
Dalal Street, Mumbai-400001  
Tel. No.: 022-2272 1233/34 Extn.: 8465

To,  
National Stock Exchange of India Limited  
"Exchange Plaza", Plot No. C-1-G Block  
Bandra – Kurla Complex  
Bandra (East), Mumbai-400051

**Reference: Code: 532828 and series: EQ**

**Reference: Symbol: AMDIND and series: EQ**

**Subject: Outcome of the Board Meeting**

Dear Sir,

Pursuant to clause 41 of the listing agreement, this is to inform that Board at its meeting held on 27th May, 2015, approved the Audited Financial Results for the fourth quarter and year ended 31st March, 2015. A Copy of the duly approved results is attached along with Auditor's Report.

The Board has also recommended a dividend of Re. 0.90/- per equity share of face value of Rs. 10/- each for the financial year ended on 31st March, 2015.

Pursuant to clause 20 of the Listing Agreement, please find enclosed the requisite particulars.

Thanking You.

**For AMD Industries Limited**

**Company Secretary**

WORKS : GHAZIABAD (U.P.) & NEEMRANA (RAJASTHAN)

THROUGH : ☐ FAX ☐ COURIER ☐ E-MAIL ☐ SPEED POST ☐ REGD. POST ☐ POST ☐ PERSONAL DELIVERY

AMD Industries Limited  
(CIN-L28122DL1983PLC017141, Website : www.amdindustries.com, Email : Investor@amdindustries.com)  
18, Pusa Road, 1st Floor, Karol Bagh, New Delhi - 110005  
**STATEMENT OF AUDITED FINANCIAL RESULTS FOR THE QUARTER AND YEAR ENDED 31ST MARCH 2015**


(Rs. In Lakhs)


PART I						
Sl. No.	Particulars	Standalone				
		Quarter Ended 31.03.2015 (Audited)	Quarter Ended 31.12.2014 (Unaudited)	Quarter Ended 31.03.2014 (Audited)	Year Ended 31.03.2015 (Audited)	Year Ended 31.03.2014 (Audited)
1	2	3	4	5	6	7
1	<b>Income from Operations</b>					
	(a) Net sales/income from operations (net of excise duty)	5,393.07	1,820.77	5,756.79	16,759.89	17,829.21
	(b) Other operating income	119.00	66.07	125.61	410.70	466.65
	<b>Total income from operations (net)</b>	<b>5,512.07</b>	<b>1,886.84</b>	<b>5,882.40</b>	<b>17,170.59</b>	<b>18,295.86</b>
2	<b>Expenses</b>					
	(a) Cost of materials consumed	2,828.19	1,374.03	3,342.22	9,282.64	10,688.96
	(b) Purchases of stock-in-trade	-	-	0.21	-	109.15
	(c) Changes in inventories of finished goods, work-in-progress and stock-in-trade	182.38	(696.67)	(226.19)	(103.19)	(177.02)
	(d) Employee benefits expense	570.07	281.77	514.93	1,426.28	1,276.18
	(e) Depreciation and amortisation expenses	376.92	198.42	236.49	1,134.53	873.03
	(f) Other Expenses	1,032.87	960.95	1,124.44	3,997.76	3,601.09
	<b>Total Expenses</b>	<b>4,990.43</b>	<b>2,118.50</b>	<b>4,992.10</b>	<b>15,738.02</b>	<b>16,371.39</b>
3	<b>Profit/(Loss) from operations before other income, finance costs and exceptional items (1-2)</b>	<b>521.64</b>	<b>(231.66)</b>	<b>890.30</b>	<b>1,432.57</b>	<b>1,924.47</b>
4	Other Income	21.67	19.52	15.70	47.26	48.25
5	<b>Profit/(Loss) from ordinary activities before finance costs and exceptional items (3+4)</b>	<b>543.31</b>	<b>(212.14)</b>	<b>906.00</b>	<b>1,479.83</b>	<b>1,972.72</b>
6	Finance Costs	250.93	244.44	264.08	960.20	1,041.56
7	<b>Profit/(Loss) from ordinary activities after finance costs but before exceptional items (5-6)</b>	<b>292.38</b>	<b>(456.58)</b>	<b>641.92</b>	<b>519.63</b>	<b>931.16</b>
8	Exceptional items	129.24	(1.57)	0.01	167.20	(1.49)
9	<b>Profit/(Loss) from ordinary activities before tax (7+8)</b>	<b>421.62</b>	<b>(458.15)</b>	<b>641.93</b>	<b>686.83</b>	<b>929.67</b>
10	Tax expense	48.78	45.00	247.56	150.29	315.06
11	<b>Net Profit/(Loss) from ordinary activities after tax (9-10)</b>	<b>372.84</b>	<b>(503.15)</b>	<b>394.37</b>	<b>536.54</b>	<b>614.61</b>
12	Extra ordinary items (net of tax expense)	-	-	-	-	-
13	<b>Net Profit/(Loss) for the Period (11-12)</b>	<b>372.84</b>	<b>(503.15)</b>	<b>394.37</b>	<b>536.54</b>	<b>614.61</b>
14	Share of profit/(loss) of associates	-	-	-	-	-
15	Minority Interest	-	-	-	-	-
16	<b>Net Profit/(Loss) after taxes, minority interest and share of profit/(loss) of associates (13+14-15)</b>	<b>372.84</b>	<b>(503.15)</b>	<b>394.37</b>	<b>536.54</b>	<b>614.61</b>
17	Paid-up equity share capital (Face value of Rs.10/- each)	191,667,490	191,667,490	191,667,490	191,667,490	191,667,490
18	Reserve excluding Revaluation reserves as per the balance sheet of the previous accounting year	10,044.22	10,044.22	9,630.10	10,044.22	9,630.10
19.i	Earning per share (before extraordinary items) (of Rs.10/- each) (not annualised)					
	(a) Basic	1.95	(2.63)	2.06	2.80	3.21
	(b) Diluted	1.95	(2.63)	2.06	2.80	3.21
19.ii	Earning per share (after extraordinary items) (of Rs.10/- each) (not annualised)					
	(a) Basic	1.95	(2.63)	2.06	2.80	3.21
	(b) Diluted	1.95	(2.63)	2.06	2.80	3.21

PART II Select Information for the Quarter and Year ended 31st March 2015						
Sl. No.	Particulars	Standalone				
		Quarter Ended 31.03.2015 (Audited)	Quarter Ended 31.12.2014 (Unaudited)	Quarter Ended 31.03.2014 (Audited)	Year Ended 31.03.2015 (Audited)	Year Ended 31.03.2014 (Audited)
1	2	3	4	5	6	7
A	<b>PARTICULARS OF SHAREHOLDING</b>					
1	Public Shareholding					
	- Number of shares	6,370,836	6,370,836	6,485,183	6,370,836	6,485,183
	- Percentage of shareholding	33.24%	33.24%	33.84%	33.24%	33.84%
2	<b>Promoters and Promotor Group Shareholding</b>					
	<b>a) Pledged / Encumbered</b>					
	- Number of shares	-	-	-	-	-
	- Percentage of shares (as a % of the total shareholding of promotor and promotor group)	-	-	-	-	-
	- Percentage of shares (as a % of the share capital of the company)	-	-	-	-	-
	<b>b) Non - encumbered</b>					
	- Number of shares	12,795,913	12,795,913	12,681,566	12,795,913	12,681,566
	- Percentage of shares (as a % of the total shareholding of promotor and promotor group)	100.00%	100.00%	100.00%	100.00%	100.00%
	- Percentage of shares (as a % of the share capital of the company)	66.76%	66.76%	66.16%	66.76%	66.16%

	Particulars	Quarter ended 31.03.2015
B	<b>INVESTOR COMPLAINTS</b>	
	Pending at the beginning of the quarter	Nil
	Received during the quarter	Nil
	Disposed of during the quarter	Nil
	Remaining unresolved at the end of the quarter	Nil

For AMD Industries Limited

  
Ashok Gupta  
Vice Chairman

  
Prabir Mukhopadhyay  
CFO

Place: New Delhi  
Date: 27.05.2015

**AUDITED SEGMENT-WISE REVENUE, RESULTS AND CAPITAL EMPLOYED FOR THE QUARTER AND YEAR ENDED  
31ST MARCH 2015**


(Rs. In Lakhs)


Sl. No.	Particulars	Standalone				
		Quarter Ended 31.03.2015 (Audited)	Quarter Ended 31.12.2014 (Unaudited)	Quarter Ended 31.03.2014 (Audited)	Year Ended 31.03.2015 (Audited)	Year Ended 31.03.2014 (Audited)
1	2	3	4	5	6	7
1	<b>Segment Revenue</b>					
	(a) Segment - A (Packaging Division)	5,512.07	1,886.84	5,882.40	17,170.59	18,295.86
	(b) Segment - B (Real Estate Division)	-	-	-	-	-
	(c) Unallocated	-	-	-	-	-
	<b>Total</b>	<b>5,512.07</b>	<b>1,886.84</b>	<b>5,882.40</b>	<b>17,170.59</b>	<b>18,295.86</b>
	Less : Inter segment revenue	-	-	-	-	-
	<b>Net sales/income from operations</b>	<b>5,512.07</b>	<b>1,886.84</b>	<b>5,882.40</b>	<b>17,170.59</b>	<b>18,295.86</b>
2	<b>Segment Results (Profit+)/ (Loss) (-) before tax and interest)</b>					
	(a) Segment - A (Packaging Division)	645.00	(197.89)	553.39	1,685.64	1,697.04
	(b) Segment - B (Real Estate Division)	27.55	(15.82)	352.62	(38.61)	274.19
	(c) Unallocated	-	-	-	-	-
	<b>Total</b>	<b>672.55</b>	<b>(213.71)</b>	<b>906.01</b>	<b>1,647.03</b>	<b>1,971.23</b>
	Less : (i) Interest	250.93	244.44	264.08	960.20	1,041.56
	<b>Total Profit Before Tax</b>	<b>421.62</b>	<b>(458.15)</b>	<b>641.93</b>	<b>686.83</b>	<b>929.67</b>
3	<b>Capital Employed</b>					
	<b>(Segment assets - Segment Liabilities)</b>					
	(a) Segment - A (Packaging Division)	8,808.43	8,167.34	7,605.95	8,808.43	7,605.95
	(b) Segment - B (Real Estate Division)	3,332.43	3,807.67	4,354.95	3,332.43	4,354.95
	(c) Unallocated	-	-	-	-	-
	<b>Total</b>	<b>12,140.86</b>	<b>11,975.01</b>	<b>11,960.90</b>	<b>12,140.86</b>	<b>11,960.90</b>

**Notes:**

- The above financial results have been reviewed by the Audit Committee and approved by the Board of Directors at its meeting held on 27th May 2015.
- The above financial results have been reviewed by the Statutory Auditors as required under clause 41 of the listing agreements.
- The packaging business of the Company is a seasonal business, as such, the performance of the business may not be representative of the annual performance of the Company.
- Deferred tax liability has been calculated as per Accounting Standard "AS-22" and the provision thereof has been made in the Annual Accounts for the Financial Year ended 31st March 2015.
- Previous Year's/ Quarter's Figures have been regrouped/rearranged/recast wherever necessary.
- Figures of last quarter are the balancing figures between audited figures for full financial year and published year to date figures upto the date of third quarter of the current financial year.
- The Board of Director have recommended a dividend of Re. 0.90/- per equity share of face value of Rs.10/- each for the financial year ended 31st March, 2015 to be paid to those shareholders whose name shall appear on the Register of Members as on the record date to be notified for this purpose.
- The company has revised depreciation rates on fixed assets w.e.f. 1st April, 2014 as per the useful life specified in Schedule - II to the Companies Act, 2013 as reassessed by the company. Accordingly the company has accounted for additional depreciation charge of Rs.122.33 Lakhs and Rs.198.89 Lakhs for the quarter and year ended 31st March 2015 respectively in the financial result and Rs.149.58 Lakhs in retained earnings in terms of the transitional provisions of the said Schedule - II.

For AMD Industries Limited

  
Ashok Gupta  
Vice Chairman


  
Prabir Mukhopadhyay  
CFO

Place: New Delhi  
Date: 27.05.2015

AMD Industries Limited  
(CIN-L28122DL1983PLC017141, Website : www.amdindustries.com, Email :  
investor@amdindustries.com)  
18, Pusa Road, 1st Floor, Karol Bagh, New Delhi - 110005

(Rs. In Lakhs)

STATEMENT OF STANDALONE ASSETS AND LIABILITIES			
Sl. No.	Particulars	Standalone	
		As at 31.03.15 (Audited)	As at 31.03.14 (Audited)
1	2	3	4
<b>A</b>	<b>EQUITY AND LIABILITIES</b>		
<b>1</b>	<b>Shareholders' Funds</b>		
	(a) Share Capital	1,916.67	1,916.67
	(b) Reserve and Surplus	10,224.19	10,044.23
	<b>Sub-Total - Shareholders' Funds</b>	<b>12,140.86</b>	<b>11,960.90</b>
<b>2</b>	<b>Share application money pending allotment</b>	-	-
<b>3</b>	<b>Minority interest</b>	-	-
<b>4</b>	<b>Non-Current Liabilities</b>		
	(a) Long-term Borrowings	3,665.81	4,398.03
	(b) Deferred Tax Liabilities (net)	801.45	878.22
	(c) Other Long Term Liabilities	60.66	8.08
	(d) Long Term Provisions	150.55	138.72
	<b>Sub-Total - Non-Current Liabilities</b>	<b>4,678.47</b>	<b>5,423.05</b>
<b>5</b>	<b>Current Liabilities</b>		
	(a) Short-term Borrowings	2,636.72	2,984.53
	(b) Trade Payables	3,410.60	2,794.80
	(c) Other Current Liabilities	2,008.73	1,975.77
	(d) Short Term Provisions	465.49	819.34
	<b>Sub-Total - Current Liabilities</b>	<b>8,521.54</b>	<b>8,574.44</b>
	<b>TOTAL - EQUITY AND LIABILITIES</b>	<b>25,340.87</b>	<b>25,958.39</b>
<b>B</b>	<b>ASSETS</b>		
<b>1</b>	<b>Non-Current Assets</b>		
	(a) Fixed Assets	9,196.90	9,515.92
	(b) Goodwill on consolidation	-	-
	(c) Non-Current Investments	2,657.50	3,235.81
	(d) Deferred Tax Assets (net)	-	-
	(e) Long- Term Loans and Advances	1,752.50	1,612.01
	(f) Other Non-Current Assets	-	-
	<b>Sub-Total - Non-Current Assets</b>	<b>13,606.90</b>	<b>14,363.74</b>
<b>2</b>	<b>Current Assets</b>		
	(a) Current Investments	-	-
	(b) Inventories	5,641.04	4,685.41
	(c) Trade Receivables	3,922.06	3,743.05
	(d) Cash and Cash Equivalents	434.27	372.92
	(e) Short-Term Loans and Advances	1,113.28	1,439.98
	(f) Other Current Assets	623.32	1,353.29
	<b>Sub-Total - Current Assets</b>	<b>11,733.97</b>	<b>11,594.65</b>
	<b>TOTAL - ASSETS</b>	<b>25,340.87</b>	<b>25,958.39</b>



# SURESH & ASSOCIATES

CHARTERED ACCOUNTANTS

3A, Bigjo's Tower, Netaji Subhash Place  
Pitam Pura, Delhi-110034

Ph: 27356916, 27356917, 45058028 Fax: 27356918  
Email: suresh\_associates@rediffmail.com, suresh\_associates2002@yahoo.com

SURESH K. GUPTA  
B. Com., F.C.A.

SUNIL AGARWAL  
B. Sc., F.C.A.

NARENDRA ARORA  
B. Sc., F.C.A.

ASHA TANEJA  
B. Com., F.C.A.

AMIT KUMAR  
B. Com., A.C.A.

## Independent Auditor's Report on the Financial Results of AMD Industries Limited pursuant to Clause 41 of the Listing Agreement

To the Board of Directors of  
AMD Industries Limited

We have audited the accompanying annual financial results of AMD Industries Limited (, the Company) for the year ended 31<sup>st</sup> March 2015, attached herewith, being submitted by the Company pursuant to the requirement of clause 41 of the Listing Agreement except for the disclosures regarding 'Public shareholding' and 'promoter and promoter Group shareholding, which have been traced from disclosures made by the management and have not been audited by us

### Management's Responsibility for the Financial Results

These financial results are the responsibility of the company's management. Our responsibility is to express an opinion on these financial results based on our audit of such financial results, which have been prepared in accordance with the recognition and measurement principles laid down in Accounting Standards specified under section 133 of the Companies Act 2013, read with rule 7 of the Companies (Accounts) Rules 2014 and other accounting principles generally accepted in India and in compliance with clause 41 of the Listing

### Auditor's Responsibility


We conducted our audit in accordance with the Standards on Auditing ('the Standards') specified under section 143(10) of the Act. Those standards require that we plan and perform the audit to obtain reasonable assurance about whether the financial statements are free of material misstatement.

An audit includes examining on a test basis, evidence supporting the amounts disclosed as financial results. An audit includes assessing the accounting principles used and significant estimates made by management. We believe that our audit provides a reasonable basis for our opinion.

### Opinion

In our opinion and to the best of our information and according to the explanations given to us, these financial results:

(i) are presented in accordance with the requirements of clause 41 of the Listing Agreement in this regard;  
and




(ii) give a true and fair view of the net profit and other financial information for the year ended 31<sup>st</sup> March 2015.

#### **Report on other Legal and Regulatory Requirements**

Further, we also report that we have, on the basis of the books of account and other records and information and explanations given to us by the management, also verified the number of shares as well as percentage of shareholdings in respect of aggregate amount of public shareholdings, as furnished by the Company in terms of clause 35 of the Listing Agreement and found the same to be correct.

Date: 27<sup>th</sup> May, 2015

Place: New Delhi



For **SURESH & ASSOCIATES**  
Chartered Accountants  
Firm's Registration No: 003316N

**CA. Narendra Kr. Arora**  
Partner  
Membership No.: 088256



# AMD Industries Limited

(Mfrs. of : Crown Corks, PET-Preforms & Plastic Closures)

(ISO 9001:2008 COMPANY)

(FSSC 22000:2011 COMPANY)

(CIN : L28122DL1983PLC017141)



## Sales & Regd. Office:

18, Pusa Road, 1st Floor, Karol Bagh  
New Delhi-110 005 (India)

Ph. : 011-46830202, 28750649 & 50

Facsimile : 011-28753591

e-mail : amdgroup@amdindustries.com

website : www.amdindustries.com


## Particulars under clause 20 of Listing Agreement for year ended 31.03.2015.

(Rs. in Lacs)

S. No.	Particulars	Year Ended 31.03.2015	Year Ended 31.03.2014
1	Total Revenue	17217.84	18344.11
2.	Profit Before Tax	686.86	929.67
3.	Provision for Depreciation	1134.52	873.03
4.	Tax Provisions	150.29	315.06
5.	Net Profit	536.57	614.61
6.	Appropriated form Reserves	-	-
7.	Appropriated form Capital Profits	-	-
8.	Appropriated form accumulated profits of last years	-	-
9.	Dividend on Equity Shares	172.50	172.50
10.	Dividend Distribution Tax	27.98	27.98
11.	Paid up Equity Capital	1916.67	1916.67

The Board has recommended a dividend of Rs. 0.90 per equity shares of Rs. 10/- each. The dividend, if approved, by the members of the Company at the Annual General Meeting of the Company will be paid/dispatched on around 2<sup>nd</sup> week of October'15.

**For AMD Industries Limited**

  
Company Secretary

WORKS : GHAZIABAD (U.P.) & NEEMRANA (RAJASTHAN)

THROUGH : ☐ FAX ☐ COURIER ☐ E-MAIL ☐ SPEED POST ☐ REGD. POST ☐ POST ☐ PERSONAL DELIVERY