



## Z-TECH (INDIA) LIMITED

(Formerly known as "Z-TECH (INDIA) PRIVATE LIMITED")

CIN: U74899DL1994PLC062582

**Regd. Office:** Plot 140, Khasra No 249, Mangla Puri, Gadaipur, Delhi-110030

**E-mail:** cs@ztech-india.com, **Contact No:** 011-35017243

**Website:** www.z-techindia.com

---

To,

The Manager,  
Listing Department  
National Stock Exchange of India Limited  
Exchange Plaza, Plot No. C/1, G Block,  
Bandra-Kurla Complex, Bandra (E), Mumbai -400 051

**NSE Symbol: ZTECH**

**Sub: Investor(s) Presentation**

Dear Sirs/ Ma'am,

With reference to above captioned subject, please find attached Investor presentation. The Presentation will be uploaded on the Company's website at [www.z-techindia.com](http://www.z-techindia.com).

Request you to kindly take the same on record.

Thanking you,

For Z-TECH (INDIA) LIMITED

Sanghamitra  
a Borgohain

Digitally signed by  
Sanghamitra Borgohain  
Date: 2024.11.14  
00:02:22 +05'30'

NAME: SANGHAMITRA BORGOHAIN

DESIGNATION: MANAGING DIRECTOR

DIN: 08578955

DATE: 13<sup>th</sup> November, 2024

Encl: As Above



# - Tech (India) Limited

Creating a better tomorrow!

Investor Presentation

November 2024





# Disclaimer



Creating a better tomorrow!

This presentation has been prepared by Z-Tech (India) Limited (the “Company”) solely for information purposes and does not constitute any offer, recommendation or invitation to purchase or subscribe for any securities, and shall not form the basis or be relied on in connection with any contract or binding commitment what so ever. No offering of securities of the Company will be made except by means of a statutory offering document containing detailed information about the Company.

This Presentation has been prepared by the Company based on information and data which the Company considers reliable, but the Company makes no representation or warranty, express or implied, whatsoever, and no reliance shall be placed on, the truth, accuracy, completeness, fairness and reasonableness of the contents of this Presentation. This Presentation may not be all inclusive and may not contain all of the information that you may consider material. Any liability in respect of the contents of, or any omission from, this Presentation is expressly excluded.

Certain matters discussed in this Presentation may contain statements regarding the Company’s market opportunity and business prospects that are individually and collectively forward-looking statements. Such forward-looking statements are not guarantees of future performance and are subject to known and unknown risks, uncertainties and assumptions that are difficult to predict. These risks and uncertainties include, but are not limited to, the performance of the Indian economy and of the economies of various international markets, the performance of the industry in India and world-wide, competition, the company’s ability to successfully implement its strategy, the Company’s future levels of growth and expansion, technological implementation, changes and advancements, changes in revenue, income or cash flows, the Company’s market preferences and its exposure to market risks, as well as other risks. The Company’s actual results, levels of activity, performance or achievements could differ materially and adversely from results expressed in or implied by this Presentation. The Company assumes no obligation to update any forward-looking information contained in this Presentation. Any forward-looking statements and projections made by third parties included in this Presentation are not adopted by the Company and the Company is not responsible for such third party statements and projections.



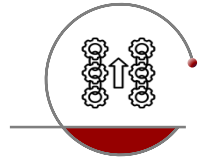
# Table of Contents



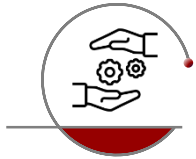
Creating a better tomorrow!



## Company Overview



## Industry Overview



## Business Overview



## Financial Highlights



## Way Ahead





# Company Overview

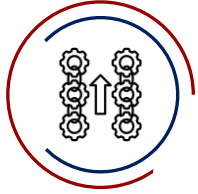
01



# Company Snapshot



Creating a better tomorrow!




**7**

**Theme Parks  
Developed**



**25+**

**Upcoming  
Theme Parks**



**85+**

**Team Size**



**65+**

**Clients**



**31**

**Completed  
Projects**



**52**

**Ongoing  
Projects**



**173 Cr**

**Worth Total  
Order Book**



**ISO 9001:2015**

**Certified**



**FY24**

**ROE – 39.12%  
ROCE – 36.88%**



**FY24** (₹ In Crore)

**Revenue – 67.32  
EBITDA – 11.74  
PAT – 8.46**



# Vision & Mission



Creating a better tomorrow!



## Our Vision

To conceptualize, design and execute innovative solutions to underpin environmentally conscious urban development and resilient business growth



## Our Mission

To be a catalyst for positive change and enable our clients' to elevate health quotient of their engagement with environment and communities



## Our Values

We define our organizational ethos of cohesive success for all key stakeholders, viz people, shareholders, customers, and society!





# About Us




Creating a better tomorrow!



## Pioneering Sustainable Infrastructure & Environmental Solutions

- Incorporated in 1994
- Headquartered in Manglapuri, New Delhi
- 4 branches in Delhi, Uttar Pradesh, Mumbai and Kolkata



## Business Segments

- Sustainable Theme Park Development
- Industrial Waste Water Management
- Geo Technical Specialized Solutions



## Experienced Management Team

- Significant experience in Construction Industry
- Long term vision and proven ability to achieve long term goals for Company



## Cutting-Edge R&D Infrastructure

- Dedicated lab for technology development and customization
- Tie-ups with analytical laboratories across India



## Strong Pan India Presence

- Strong presence in more than 20 states across India
- Majority of the revenue come from North India





# Journey So Far



Creating a better tomorrow!

- Founded in 1994 with their core focus on civil construction business, providing services related to designing, supplying and building retaining structures

1994

- Embarking on a new era through a shift in management and acquisition by new ownership

2017

- Expanded its footprint by venturing into realm of waste water management through the adoption of GIEST technology

2020

- Listing of shares on NSE-Emerge
- Happiness park opened in Lucknow

2024

2022

- Embraced a green vision by developing sustainable theme parks and installation of meaningful art from discarded scrap objects in parks



# Professional Management



Creating a better tomorrow!



**Ms. Sanghamitra Borgohain**

Managing Director  
20 years of Experience



**Mr. Pradeep Sangwan**

Non-Executive  
Non Independent Director  
18 years of Experience



**Mr. Anuj Kumar Poddar**

Whole Time Director  
25+ years of Experience



**Mr. Steve A Pereira**

Independent Director  
23 years of Experience



**Mr. Aditya Rungta**

Independent Director  
14 years of Experience



**Mr. Sunil Ghorawat**

Chief Business Officer  
25+ years of Experience



**Mr. Anjani Goyal**

Chief Financial Officer  
10+ years of Experience



**Mr. Ashish Goel**

Company Secretary &  
Compliance Officer  
14+ years of Experience



# Key Strengths



Creating a better tomorrow!

## Experienced Management

- Over 25 years of business experience
- Supported by team of professionals having knowledge of our various business functions

## Strong Brand Value and Repeat Customer Orders

- Esteemed client base across Indian Theme Park Industry, Geotechnical Service Industry, Agro Chemicals and Specialty Chemicals Industry
- Most of our clients give us repeat orders and have been with us for last many years

## Cutting-Edge R&D Infrastructure

- Equipped with state-of-the-art technology and tools, enabling innovative research and development activities

## Efficient Business Model

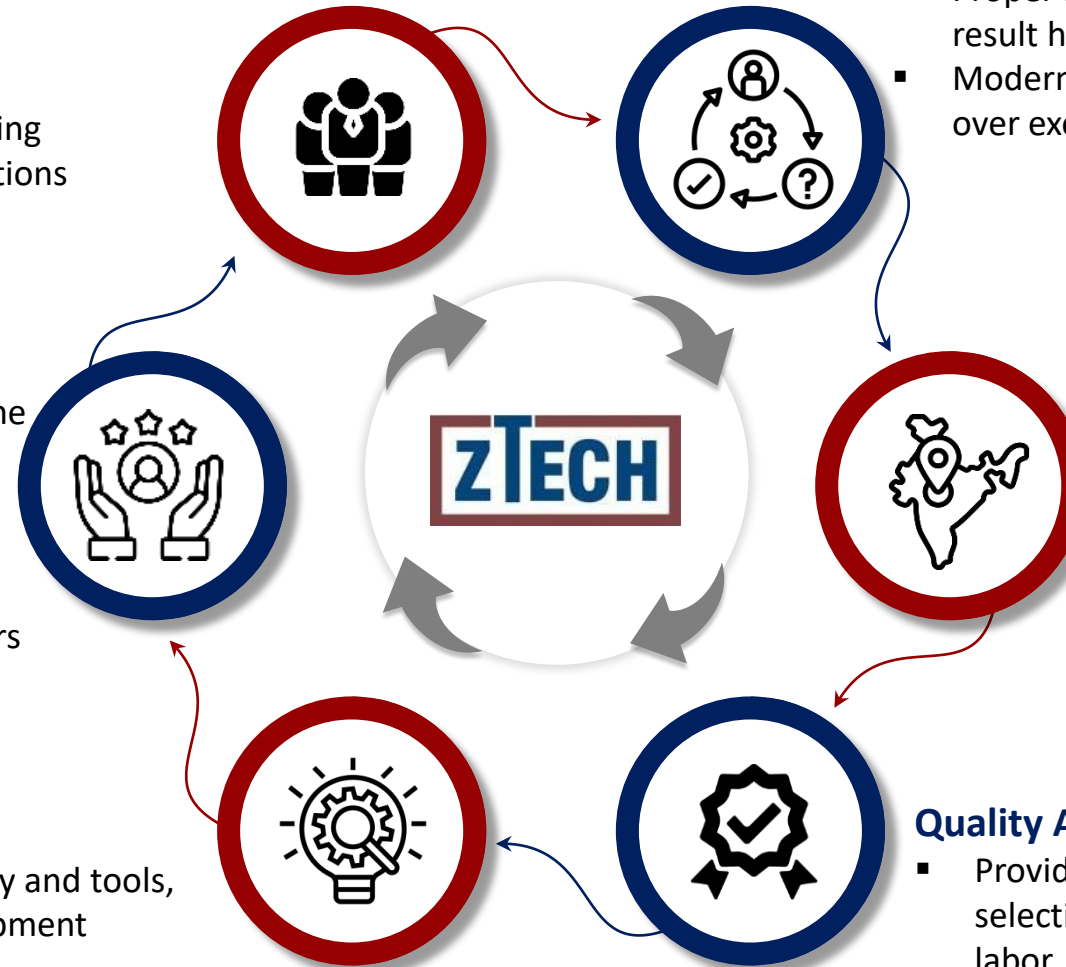
- Proper identification of projects and cost optimization, result helps us to maximize efficiency
- Modern construction equipment ensures better control over execution and timely completion of projects

## Strong Pan India Presence

- Strong presence across theme based city parks, industrial waste water management, and specialized geo technical solutions

## Quality Assurance and Standards

- Provides top-notch solutions to customers through selection of materials, use of high-tech equipment, skilled labor, and adherence to the best construction practices





# Industry Overview

01



# Theme Parks Business in India



Creating a better tomorrow!

Indian Theme Park market size is ₹ 1,865 Crores in 2024



- The Indian theme park market is projected to reach ₹1,865 crores in 2024. This growth is part of a broader trend in the amusement industry, which is expected to grow at a rate of 15%, potentially reaching ₹25,000 crores in the near future

The **Indian theme park industry** is on a thrilling ride, fueled by several factors:

- **Rising disposable income:** As India's economy flourishes, families have more leisure spending power, creating a demand for entertainment experiences
- **Growing middle class:** A burgeoning middle class with a taste for entertainment is a key driver of growth. (Source: World Bank, 2023)
- **Urbanization and changing lifestyles:** Rapid urbanization fosters a desire for family-friendly entertainment options outside the home
- **Influx of international brands:** Global theme park chains are recognizing India's potential, bringing new attractions and boosting the industry's profile



# Wastewater Management In India

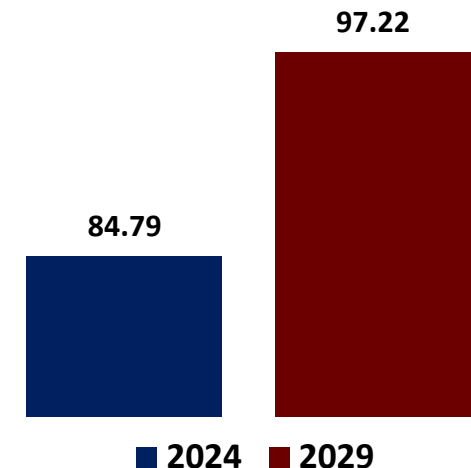


Creating a better tomorrow!

- The India Water and Wastewater Treatment Technology Market size is estimated at INR 8,364 crore (USD 1.02 billion) in 2024 and is expected to reach ₹ 14,013 crore (USD 1.71 billion) by 2029, growing at a CAGR of 10.78% during the forecast period (2024-2029)
- India, along with China, Indonesia, Nigeria, and the United States, is expected to lead the world's urban population surge by 2050, increasing the need for municipal water treatment
- The Indian government aims to provide 100% of its population with safe and adequate drinking water within premises by 2024 or 2025, which will boost the demand for municipal water treatment plants
- By 2030, India's water demand is expected to exceed supply by two times, indicating severe water scarcity and increasing the need for water treatment systems. Major end-user industries for anaerobic biological treatment include municipal wastewater treatment, food and beverage manufacturing, chemical effluent, and agricultural waste
- The Council on Energy, Environment, and Water (CEEW), in association with the 2030 Water Resources Group, is working to improve wastewater management in India and increase private investments in wastewater treatment plants. The urban sewage capacity in India has grown significantly in recent years, driving the demand for innovative water treatment technologies



Indian Water & Wastewater Treatment Technology Market (In ₹ Cr)





# The Indian Geotechnical Services Industry



Creating a better tomorrow!

- India's Geosynthetics Industry size is projected to reach ₹ 15,523.8 crore (US\$ 1,891.7 million) by 2033
- Over the assessment period from 2023 to 2033, the demand for Geosynthetics in India is predicted to grow with a CAGR of 8.4%
- Ongoing developments in road and railroad networks are significantly driving the growth of the Geosynthetics industry in India
- Favorable government support through policies and initiatives is enhancing the use and demand for Geosynthetics
- The rise in construction applications of Geosynthetics, particularly in transportation infrastructure like highways, railways, bridges, and airports, is a key growth factor. Increasing environmental conservation efforts are making Geosynthetics popular due to their ability to prevent excessive soil erosion
- The growing need for high-performance Geosynthetics in road construction is expected to improve India's Geosynthetics industry share





# Business Overview

01






# Diversified Business Segments



Creating a better tomorrow!



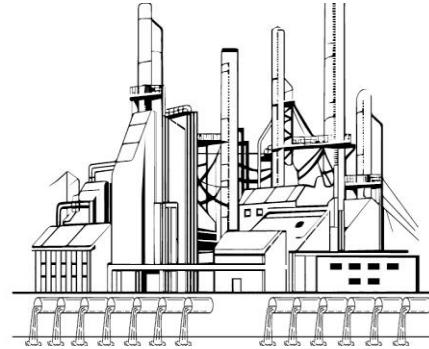
## Sustainable Theme Park Development

- Creating wonders out of waste! Developing urban green nests! Curating immersive experiences!
- 6 thriving urban green nests, over 5k tonnes of waste reclaimed and repurposed

### Projects

Delivered **#07 | ₹ 49.11 Cr**

Ongoing **#13 | ₹ 104.12 Cr**




## Industrial Waste Water Management

- Enabling eco-conscious industrial processes! Helping clients be agile to evolving regulations!
- Bringing life back to waste water!
- 4 years of partnering over 6 esteemed clients, elevating profitability, and recycling over 517 million gallons of waste water

### Projects

Delivered **#05 | ₹ 5.75 Cr**

Ongoing **#06 | ₹ 20.71 Cr**



## Geo Technical Specialized Solutions

- Giving strength to structures! Partnering nation-building!
- Innovative and bespoke infra-solutions!
- Over 25 years and over 300 projects in partnering nation building

### Projects

Delivered **#27 | ₹ 79.21 Cr**

Ongoing **#32 | ₹ 97.26 Cr**



# Hábitat | waste to wonder theme parks



Creating a better tomorrow!



**Kathak Selfie Park, Lucknow**



**Pragati Park, Delhi**



**UP Darshan Park, Lucknow**



**Coimbatore Selfie Park,  
Coimbatore**



**Shaheedi Park, Delhi**



**Waste to Wonder Park, Delhi**



**Bharat Darshan Park, Delhi**



**World Of Dinosaurs, Delhi**



# Hábitat | Completed Projects



Creating a better tomorrow!



Park Name



Location & City



Contract Amount

Park Name	Location & City	Contract Amount
Shaheedi Park	ITO, New Delhi	₹ 11.02 Crore
Bharat Darshan Park Phase-2	Punjabi Bagh, New Delhi	₹ 13.33 Crore
Waste to Wonder Park Phase-2	Sarai Kale Khan, New Delhi	₹ 11.10 Crore
UP Darshan Park	Gomti Nagar, Lucknow	₹ 6.36 Crore
Happiness Park	Hazratganj, Lucknow	₹ 2.91 Crore
Heritage Park	Karol Bagh, New Delhi	₹ 2.70 Crore
Jhansi Development Authority	Jhansi	₹ 1.70 Crore



# Hábitat | Ongoing Projects



Creating a better tomorrow!



**Park Name**



**Location & City**



**Contract Amount**

Park Name	Location & City	Contract Amount
Shaheedi Park	ITO, New Delhi	₹ 14.85 Crore
Bharat Darshan Park Phase-2	Punjabi Bagh, New Delhi	₹ 22.79 Crore
Waste to Wonder Park Phase-2	Sarai Kale Khan, New Delhi	₹ 11.06 Crore
Jungle Trail	Mahamaya Flyover, Noida	₹ 4.24 Crore
Fantasy Kingdom	New Delhi	₹ 2.97 Crore
Happiness Park	Hazratganj, Lucknow	₹ 1.94 Crore
2D/3D Sculpture, Furniture and Play equipment	At different places, New Delhi	₹ 4.24 Crore
Evolution of Car and Dinosaur Park	Pimpri Chinchwad	₹ 2.47 Crore
UP Darshan Park	Gomti Nagar, Lucknow	₹ 2.23 Crore
Harmony Park	CG City, Lucknow	₹ 7.97 Crore
World Park	Pimpri Chinchwad	₹ 11.10 Crore
Bollywood Park	Pimpri Chinchwad	₹ 9.80 Crore
Shivalay Park	Arail Road, Prayagraj	₹ 12.61 Crore



# Agua | Geist : Waste Water Management



Creating a better tomorrow!

- Using our proprietary GEIST technology, we specialize in treating industrial wastewater for chemical recovery
- Our solutions manage pollution control regulations and rejuvenate industrial wastewater, transforming 'waste into wealth' through sustainable and responsible by-product management
- Dedicated Lab for technology development and customization

## Business Model

- Design, Build, and Operate Model (DBO)
- EPC & ONM
- Engineering and Supervision Model

## About GEIST

- In 2020, our company acquired the GEIST technology from Earl Exim Private Limited
- Comprises of a bouquet of technologies which includes freeze crystallization, calcium magnesium recovery, stable bleaching powder technology, selective extraction and monochloro acetic acid, and caters various industries that excrete the chemical laden water



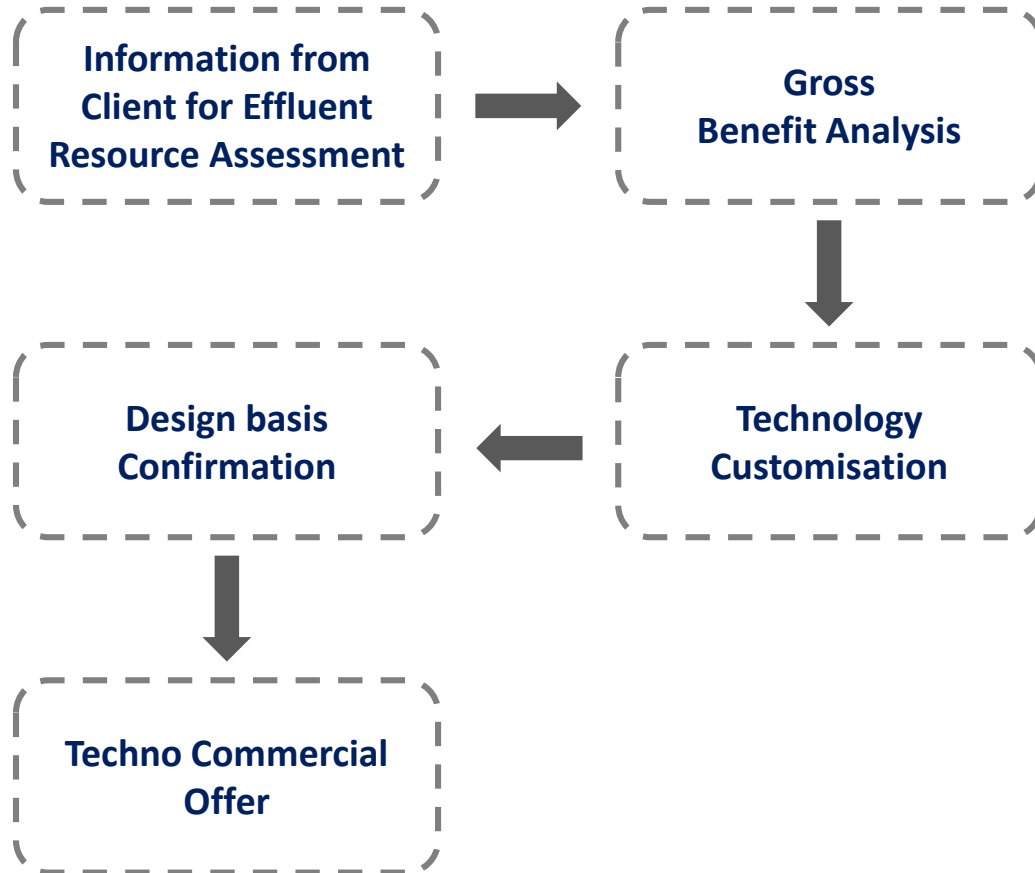


# How Geist works and its benefits



Creating a better tomorrow!

## Molecules recovered from GEIST Technology



## Molecules recovered from GEIST Technology

### Inorganic Molecules

- Aluminium Chloride Hexahydrate
- Ammonium Sulphate
- Anhydrous Sodium Sulphate
- Phosphoric acid
- Potassium carbonate
- Potassium chloride
- Potassium Hydroxide
- Potassium Nitrate
- Potassium Sulphate
- Sodium Bisulfite
- Sodium Chloride

### Organic Molecules

- Acetaldehyde
- Acetic Acid
- Butraldehyde
- Cellosolve
- Formaldehyde
- Formic acid
- Glycerol
- Glycolic acid
- Glycols
- Polyglycerol
- Para-Toluene Sulfonic Acid\
- Dimethyl Sulfoxide



# Agua | Completed Projects



Creating a better tomorrow!



**Project Name**



**Client Name**



**Contract Amount**

Project Name	Client Name	Contract Amount
Design and supply of recovery system of DMSO-NF02	Navin Fluorine Advanced Sciences Limited	₹ 2.21 Crore
Citrus Capacity Enhancement Project Phase 1	Mane Kancor Ingredients Private Limited	₹ 1.80 Crore
Sulphate removal system installation	Gujarat Alkalies and Chemicals Limited	₹ 0.75 Crore
Operation and maintenance of Anhydrous Sodium Sulphate Plant	Gujarat Alkalies and Chemicals Limited	₹ 0.72 Crore
Engineering and commissioning assistance for Acetamide recovery scheme for 10,000 TPA Hydrate Project	Gujarat Alkalies and Chemicals Limited	₹ 0.27 Crore



# Agua | Ongoing Projects



Creating a better tomorrow!



**Project Name**



**Client Name**



**Contract Amount**

Project Name	Client Name	Contract Amount
Design & Supply of Anhydrous Sodium Sulphate Recovery System	Shriram Alkali & Chemicals	₹ 10.00 Crore
Engineering of ANSS Plant	Shriram Alkali & Chemicals	₹ 2.51 Crore
Design, supply, installation supervision, commissioning and handholding on Trunky basis of system for removal of copper hydroxide from Mother Liquor Stream	Navin Fluorine Advanced Sciences	₹ 0.93 Crore
Design & supply of recovery system of Acetic Acid	Navin Fluorine Advanced Sciences	₹ 2.78 Crore
Anhydrous Sodium Sulphate	Grasim Industries	₹ 3.20 Crore
Design, supply, installation supervision, commissioning and handholding on Trunky basis of system for removal of copper hydroxide from Mother Liquor Stream	Navin Fluorine Advanced Sciences	₹ 1.07 Crore
Sodium Sulphate recovery technology	Kutch Chemical Industries	₹ 0.22 Crore





Creating a better tomorrow!

- We offer engineering solutions to address challenges related to soil and rock mechanics
  - Retaining Wall and Reinforced Soil Structure
  - Asphalt Reinforcement
  - Drainage of Structure
  - Basal Reinforcement or Ground Improvement
  - Erosion Control Or Slope Protection
  - Soil Stabilization
  - Landslide Mitigation

## Business Model

- EPC & ONM - In this model, we refrain from making direct investments. Instead, our role is limited to offering engineering, procurement and setting up of plant, for which we receive revenue





# Terra | Completed Projects



Creating a better tomorrow!



**Project Name**



**Client Name**



**Contract Amount**

Project Name	Client Name	Contract Amount
Geocomposite Drain	EKK Infrastructure Ltd.	₹ 0.63 Crore
Paraweb Geostap		₹ 0.18 Crore
Construction of reinforced soil wall upto 12 Mtrs		₹ 1.00 Crore
Supply of RE Wall System on NH-95 EPC	Gammon Engineers and Contractors	₹ 1.55 Crore
Supply and Installation of PVD at Kochi Shipyard	Larsen & Toubro Ltd.	₹ 1.95 Crore
Construction of Concrete Structure		₹ 0.52 Crore
Supply and erection of RE- Wall	Pan India Infraprojects Pvt. Ltd.	₹ 3.87 Crore
Formation of outer ring road for Erode Tower	Renaatus Projects Private Ltd.	₹ 1.56 Crore
Supply of Geogrids for Construction of R.E. Wall	Shree Balaji Engicons Private Ltd.	₹ 3.11 Crore
Supply of crash barrier & friction slab casting		₹ 1.34 Crore
Construction of reinforced Soil wall		₹ 1.42 Crore



# Terra | Completed Projects



Creating a better tomorrow!



**Project Name**



**Client Name**



**Contract Amount**

Project Name	Client Name	Contract Amount
Reinforcement Soil wall System NH-166	Dilip Buildcon Ltd	₹ 11.21 Crore
Reinforcement Soil wall System NH-161 under Bharat mala Project		₹ 17.24 Crore
Reinforcement Soil wall System NH-2 under NHDP Phase -5		₹ 8.62 Crore
Supply and Installation of PVD	S. P. Singla Constructions Pvt. Ltd.	₹ 0.91 Crore
Construction RE Wall System at NH33 in Jharkhand	Ananda Construction	₹ 0.97 Crore
Construction of RE Wall with PET Geogrids	Bhartia Infra Projects Ltd.	₹ 1.19 Crore
Supply of RE Wall System at NH 37 Numaligarh Jorhat	Hindustan Construction Co. Ltd.	₹ 1.39 Crore
Construction of RE wall	Shree SM Autade Pvt Ltd.	₹ 5.96 Crore
Construction Re Wall at Kubai Bridge	Mackintosh Burn Ltd.	₹ 0.98 Crore
Construction of RE Wall at NH 215 Koida in Odisha	RKD Construction Pvt Ltd.	₹ 4.28 Crore



# Terra | Completed Projects



Creating a better tomorrow!



**Project Name**



**Client Name**



**Contract Amount**

RE Wall, Geogrid	Electro Mech Engineers	₹ 0.15 Crore
RE Wall, Geogrid	Rajbir Construction	₹ 2.16 Crore
RE Wall, Geogrid	Mackintosh Burn	₹ 0.26 Crore
Purulia Crash Barrier	Rajbir Construction	₹ 0.68 Crore
RE Wall, Geogrid	RKEC Projects	₹ 1.74 Crore
RE Wall, Geogrid	J.M. Mahatre Infra	₹ 4.33 Crore



# Terra | Ongoing Projects



Creating a better tomorrow!



**Project Name**



**Client Name**



**Contract Amount**

Project Name	Client Name	Contract Amount
RE Wall-Geogrid Loops- Block Wall	Tata Projects Ltd.	₹ 13.29 Crore
RE Wall-Geogrid Loops (NH352A & 700A)	KCC Buildcon Private Ltd.	₹ 1.77 Crore
RE Wall-Geostrap-Cavity-EPC- NH 844	Sree Infra Tech	₹ 4.70 Crore
RE Wall-Geostrap-Cavity-EPC-Bharat mala	SR United Infra Developers	₹ 4.14 Crore
RE Wall-Geostrap-Cavity-EPC-Arakkonam	RPP- Dhanya (JV)	₹ 4.35 Crore
RE Wall-Geogrid Cavity (NH58 & 74)	S.P Singla Constructions Private Ltd.	₹ 4.18 Crore
RE Wall-Geogrid-cavity con. NH-27	Shivam Infra-Tech Private Ltd.	₹ 2.25 Crore
RE Wall-Geostrap- Cavity-EPS-Bharat mala Project	Sritharani Infra Developers Pvt. Ltd	₹ 1.04 Crore
RE Wall-Geostrap- Cavity-EPC-Omallur (SH 86)	Prayog Projects	₹ 2.60 Crore
RE Wall-Geogrid-cavity con. NH-27	Shivam Infra-Tech Private Ltd.	₹ 0.81 Crore
RE Wall, Geogrid	Bridge & Roof Co. India Ltd.	₹ 0.46 Crore
RE Wall, Geogrid	Sri Babul Nath	₹ 2.36 Crore
Crash Barrier	Sri Babul Nath	₹ 0.22 Crore



# Terra | Ongoing Projects



Creating a better tomorrow!



**Project Name**



**Client Name**



**Contract Amount**

Project Name	Client Name	Contract Amount
RE Wall Geostap	Gammon Engineers & Contractors Pvt. Ltd	₹ 1.55 Crore
RE Wall Geostap	Sildiliya Construction	₹ 0.64 Crore
HDPE Liner	Environmental Engineering Services	₹ 0.55 Crore
RE Wall Geostap	Anand Construction Infrastructure Pvt. Ltd.	₹ 1.87 Crore
RE Wall Geostap	Classic Coal Construction Pvt. Ltd	₹ 0.59 Crore
Geocell	RKEC Projects Ltd.	₹ 0.40 Crore
Earth Work	S P Singla Construction Pvt. Ltd.	₹ 16.80 Crore
Gabion Geo Work	ITD Cementation Ltd.	₹ 6.97 Crore
RE Wall Geostap	Sadguru Engineers & Allied Services Pvt. Ltd.	₹ 3.57 Crore
HDPE Geomembrane	Environmental Engineering Services	₹ 0.34 Crore
HDPE Geomembrane	Environmental Engineering Services	₹ 0.29 Crore
RE Wall Geogrid	J.M. Mahatre Infra Pvt. Ltd.	₹ 4.33 Crore
RE Wall Geogrid	Rajkeshri Projects Ltd.	₹ 11.74 Crore



# Terra | Ongoing Projects



Creating a better tomorrow!



**Project Name**



**Client Name**



**Contract Amount**

Project Name	Client Name	Contract Amount
Cleaning and Grubbing Work	S P Singla Construction	₹ 0.14 Crore
PVD Ground Work	Gammon Engineers & Contractors	₹ 0.43 Crore
Geosynthetics Material supply	Shree Balaji Ingicons	₹ 2.35 Crore
Construction of RE Wall at ROB	Shree Balaji Ingicons	₹ 1.07 Crore
Supply of Geocomposite Drain	BN Infraprojects LLP	₹ 0.35 Crore
Construction of RE Wall at ROB	Shree Balaji Ingicons	₹ 1.02 Crore
Ground Improvement	J Kumar Infrastructure	₹ 4.43 Crore



# Marquee Clients



Creating a better tomorrow!







# Financial Overview

01



# Managing Director's Message



Creating a better tomorrow!



**Commenting on results,  
Ms. Sanghamitra Borgohain,  
Managing Director,  
Z-Tech (India) Limited said:**

"During the second quarter financial results, Revenue in Q2 FY25 was reported at Rs. 19.04 crore, while EBITDA and PAT Rs. 3.84 crore and Rs. 3.00 crore, respectively.

We are thrilled with the recent accomplishments that highlight Z-Tech's commitment to delivering impactful projects and expanding our footprint in the industry. The opening of Happiness Park in Lucknow and its immediate popularity underscores our dedication to quality and timely completion.

Additionally, Securing new orders including the Gevra Road to Pendra Road project and the Four Lane Elevated Corridor on the Grand Southern Trunk Road, further solidifies our position as a trusted partner for large-scale infrastructure. Our involvement in transformative projects like the Waste to Wonder Park in Jammu and the Bollywood Park and World Park in Pimpri Chinchwad reflects our expertise in sustainable urban development and innovative design. We look forward to continuing this momentum, delivering value to our clients, and contributing to the growth and vibrancy of communities across India.

Looking ahead, we remain optimistic about the growth prospects in domestic market. Our commitment to innovation, quality, and customer satisfaction continues to guide our strategy, and we are confident that these core values will drive our future success.

I would like to express my gratitude to the entire Z-Tech (India) family, our clients, creditors, banks, financial institutions, and all other stakeholders. Your trust and support inspire us to continually strive for excellence."

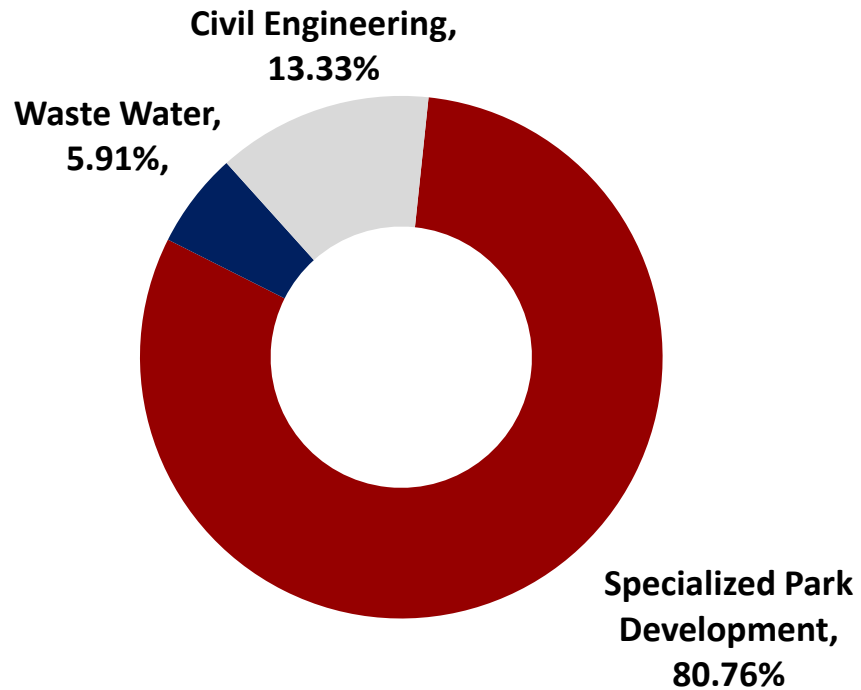


# Consolidated Q2 FY25 Revenue Breakup

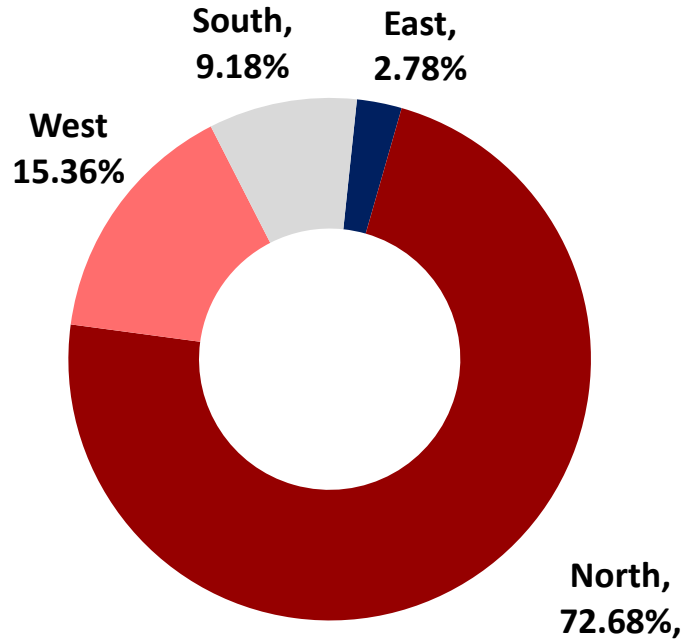


Creating a better tomorrow!

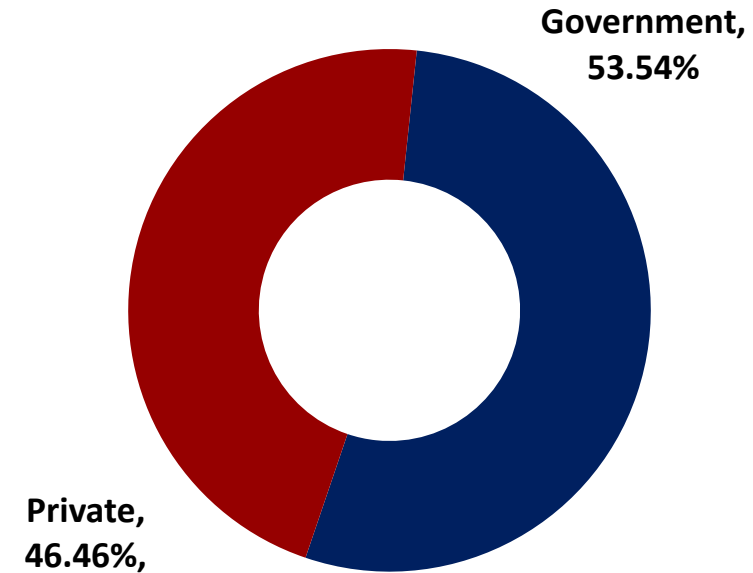
## Segment-wise Revenue Break-up



## Region-wise Revenue Break-up



## Contract-wise Revenue Break-up





# Q2 FY25 Consolidated Financial Highlights



Creating a better tomorrow!

Rs. in Crore	Q2 FY25	Q2 FY24	Y-o-Y %	Q1 FY25
<b>Total Income</b>	<b>19.04</b>	<b>18.59</b>	<b>2.43%</b>	<b>16.23</b>
Raw Materials	12.44	12.45		10.59
Employee Cost	1.67	0.76		1.38
Other Expenses	1.10	0.59		0.89
<b>Total Expenditure</b>	<b>15.20</b>	<b>13.80</b>	<b>10.12%</b>	<b>12.86</b>
<b>EBITDA (Excluding other Income)</b>	<b>3.84</b>	<b>4.78</b>	<b>(19.76%)</b>	<b>3.37</b>
<b>EBIDTA Margin (%)</b>	<b>20.16%</b>	<b>25.73%</b>	<b>(557 bps)</b>	<b>20.77%</b>
Other Income	0.27	0.39		0.01
Depreciation	0.17	0.15		0.17
Interest / Finance Cost	0.03	0.02		0.01
Exceptional Item (Gain) / Loss	0.00	0.00		0.00
Share of Profit and Loss	0.00	0.00		0.00
<b>Profit Before Tax</b>	<b>3.91</b>	<b>5.00</b>	<b>(21.84%)</b>	<b>3.19</b>
Tax	0.91	1.32		0.84
<b>Profit After Tax</b>	<b>3.00</b>	<b>3.68</b>	<b>(18.53%)</b>	<b>2.35</b>
<b>Profit After Tax Margin (%)</b>	<b>15.75%</b>	<b>19.80%</b>	<b>496 bps</b>	<b>14.48%</b>
<b>Basic EPS (Rs.)</b>	<b>2.34</b>	<b>33.46</b>	<b>(93.01%)</b>	<b>2.26</b>

- Total Income in Q2 FY25 was Rs. 19.04 crore as against Rs. 18.59 crore in Q2 FY24, YoY growth of 2.43%
- EBITDA (excluding other income) was Rs. 3.84 crore in Q2 FY25 as against Rs.4.78 crore in Q2 FY24
- Profit After Tax at Rs. 3.00 crore in Q2 FY25 as against Rs. 3.68 crore in Q2 FY24

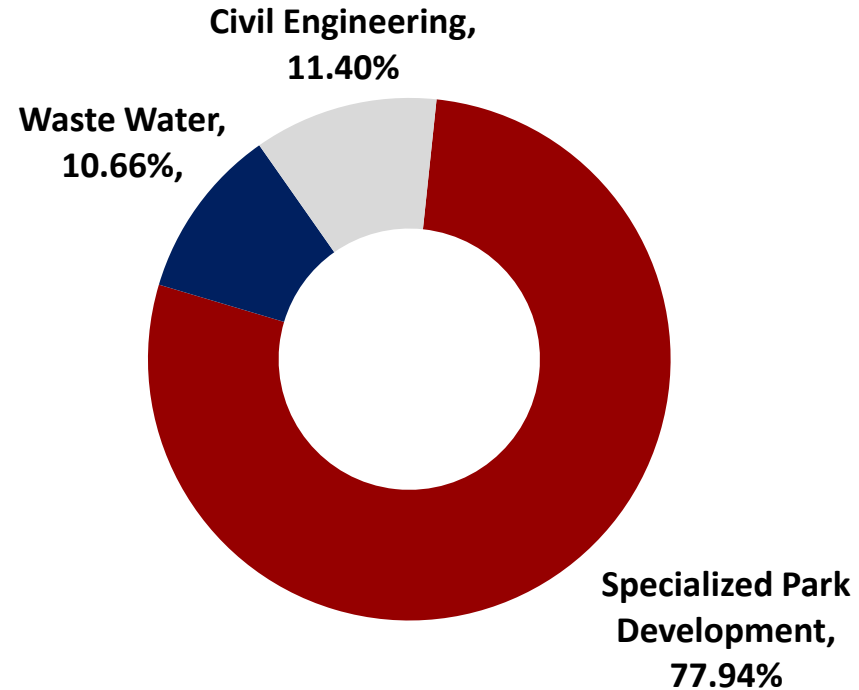


# Consolidated H1 FY25 Revenue Breakup

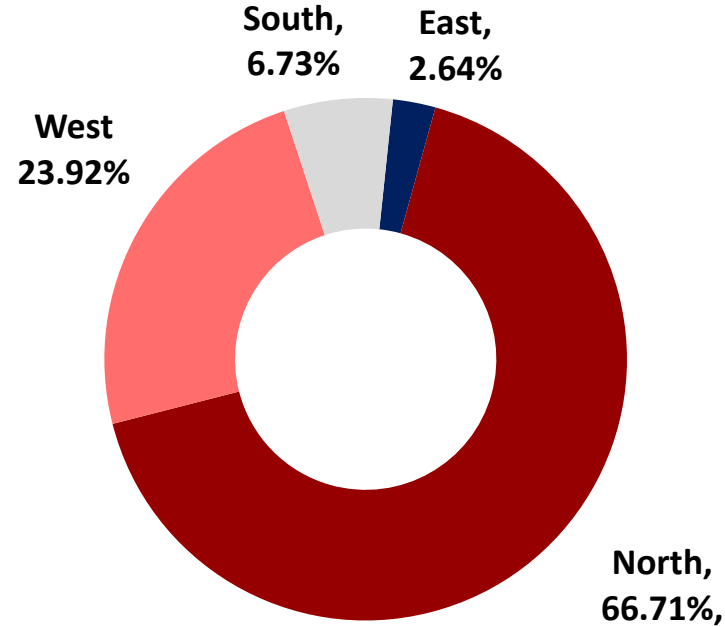


Creating a better tomorrow!

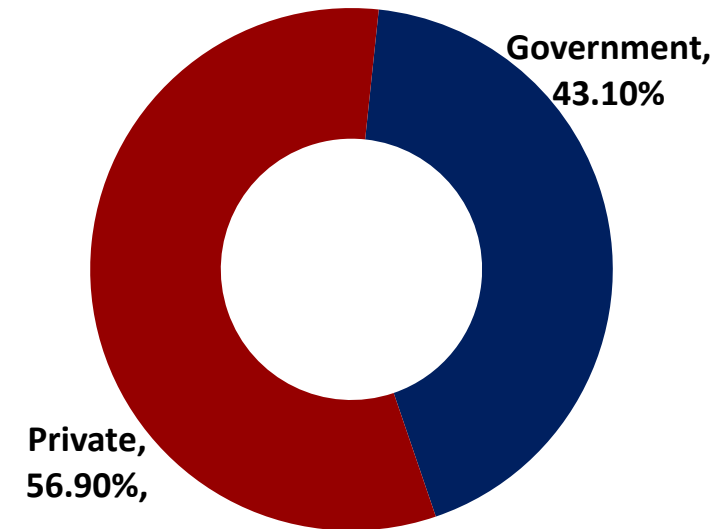
## Segment-wise Revenue Break-up



## Region-wise Revenue Break-up



## Contract-wise Revenue Break-up





# H1 FY25 Consolidated Financial Highlights



Creating a better tomorrow!

Rs. in Crore	H1 FY25	H1 FY24	Y-o-Y %
<b>Total Income</b>	<b>35.27</b>	<b>29.35</b>	<b>20.18%</b>
Raw Materials	23.03	20.84	
Employee Cost	3.07	1.48	
Other Expenses	1.97	1.09	
<b>Total Expenditure</b>	<b>28.06</b>	<b>23.42</b>	<b>19.84%</b>
<b>EBITDA (Excluding other Income)</b>	<b>7.21</b>	<b>5.93</b>	<b>21.52%</b>
<b>EBIDTA Margin (%)</b>	<b>20.44%</b>	<b>20.21%</b>	<b>23 bps</b>
Other Income	0.28	0.39	
Depreciation	0.35	0.28	
Interest / Finance Cost	0.04	0.04	
Exceptional Item (Gain) / Loss	0.00	0.00	
Share of Profit and Loss	0.00	0.00	
<b>Profit Before Tax</b>	<b>7.10</b>	<b>6.00</b>	<b>18.34%</b>
Tax	1.75	1.30	
<b>Profit After Tax</b>	<b>5.35</b>	<b>4.71</b>	<b>13.69%</b>
<b>Profit After Tax Margin (%)</b>	<b>15.17%</b>	<b>16.03%</b>	<b>(86 bps)</b>
<b>Basic EPS (Rs.)</b>	<b>4.60</b>	<b>42.78</b>	<b>(89.25%)</b>

- Total Income in H1 FY25 was Rs. 35.27 crore as against Rs. 29.35 crore in H1 FY24, YoY growth of 20.18%. This growth was mainly driven by sustainable theme park business
- EBITDA (excluding other income) was Rs. 7.21 crore in H1 FY25 as against Rs. 5.93 crore in H1 FY24, YoY growth of 21.52%
- Profit After Tax at Rs. 5.35 crore in H1 FY25 as against Rs. 4.71 crore in H1 FY24, YoY growth of 13.69%

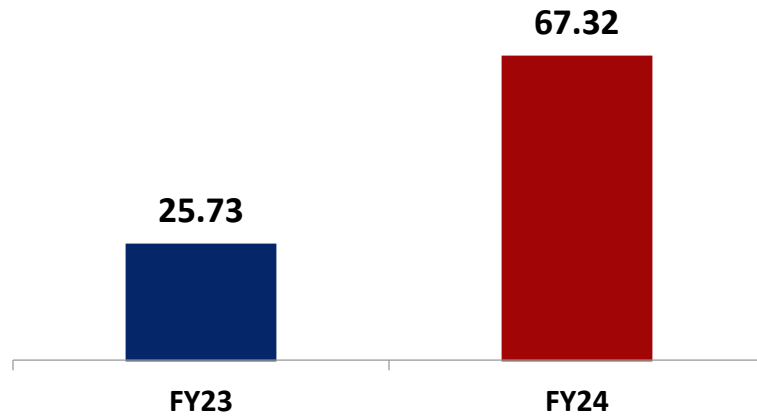


# Consolidated Annual Financial Highlights

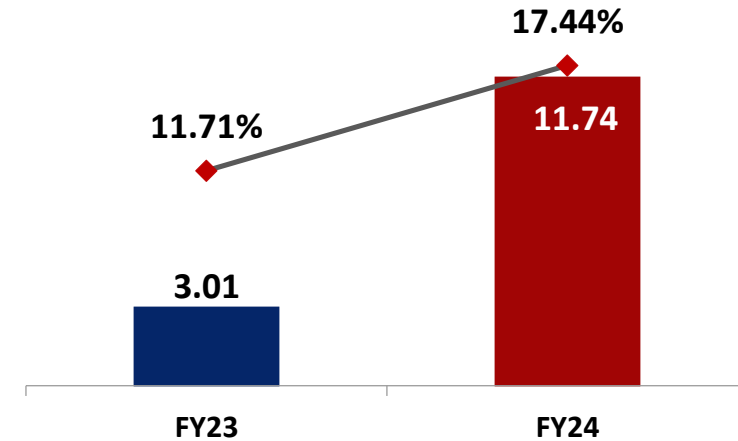


Creating a better tomorrow!

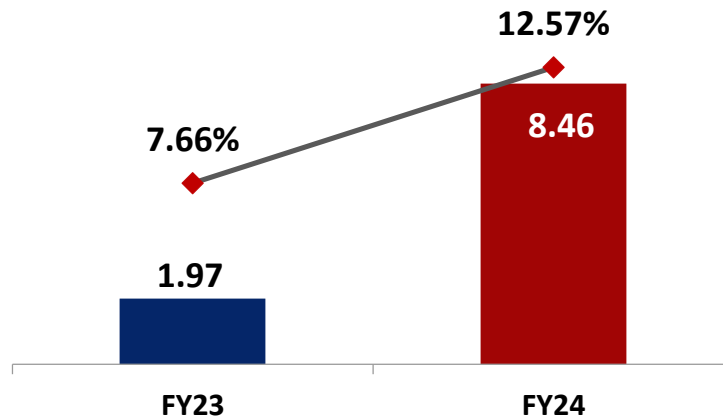
### Revenue from Operations (Rs. Crore)



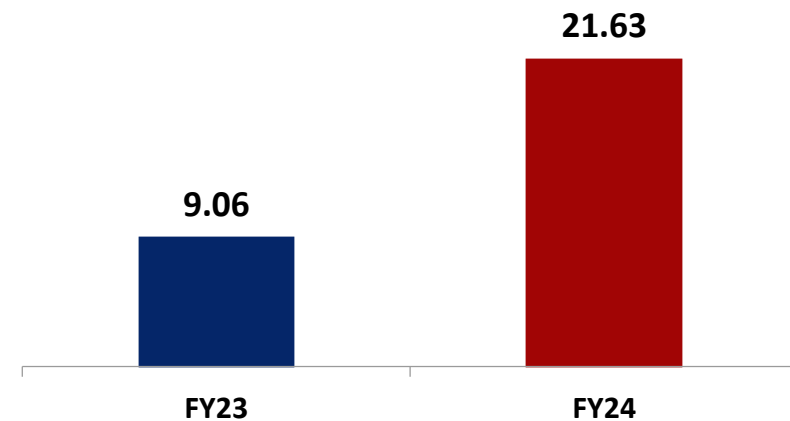
### EBITDA (Rs. Crore) / EBITDA Margin (%)



### PAT (Rs. Crore) PAT Margin (%)



### Net Worth (Rs. Crore)





# Consolidated Annual Financial Highlights



Creating a better tomorrow!

Rs. in Crore	FY24	FY23	Y-o-Y %
<b>Revenue</b>	<b>67.32</b>	<b>25.73</b>	<b>161.68%</b>
Raw Materials	49.12	18.06	
Employee Cost	3.74	2.96	
Other Expenses	2.72	1.69	
<b>Total Expenditure</b>	<b>55.57</b>	<b>22.71</b>	
<b>EBITDA (Excluding other Income)</b>	<b>11.74</b>	<b>3.01</b>	<b>289.72%</b>
<b>EBIDTA Margin (%)</b>	<b>17.44%</b>	<b>11.71%</b>	<b>573 bps</b>
Other Income	0.05	0.16	
Depreciation	0.64	0.43	
Interest / Finance Cost	0.09	0.06	
Exceptional Item (Gain) / Loss	0.00	0.00	
<b>Profit Before Tax</b>	<b>11.06</b>	<b>2.68</b>	
Tax	2.60	0.71	
<b>Profit After Tax</b>	<b>8.46</b>	<b>1.97</b>	<b>329.43%</b>
<b>Profit After Tax Margin (%)</b>	<b>12.57%</b>	<b>7.66%</b>	<b>491 bps</b>
Minority Interest	0.00	-0.03	
Share of Profit/ (Loss) of Associate	0.01	0.00	
<b>Net Profit</b>	<b>8.47</b>	<b>2.00</b>	<b>323.72%</b>
<b>Basic EPS (Rs.)</b>	<b>9.36</b>	<b>2.27</b>	<b>312.33%</b>

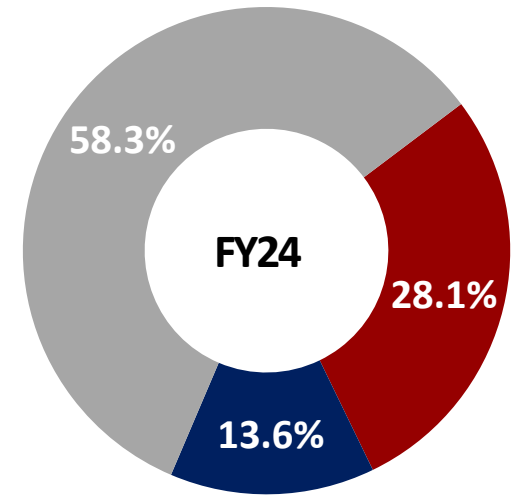
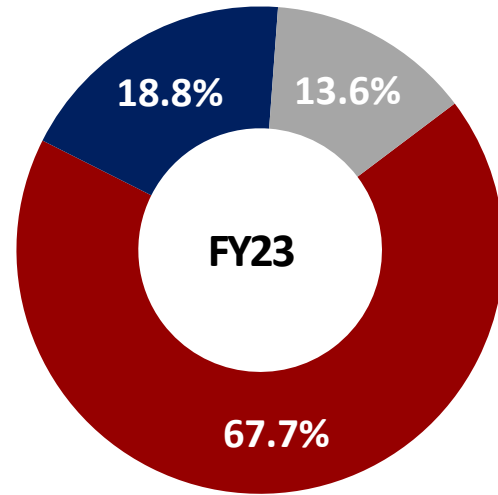
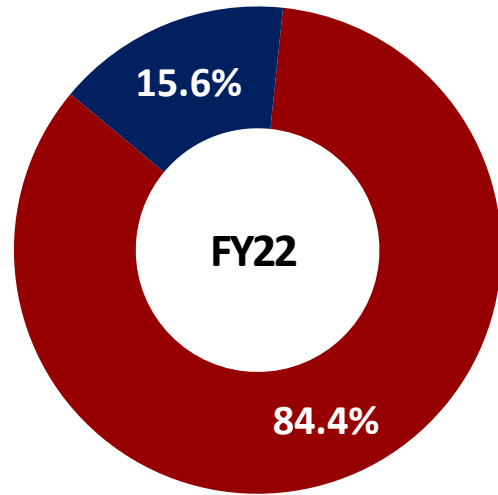
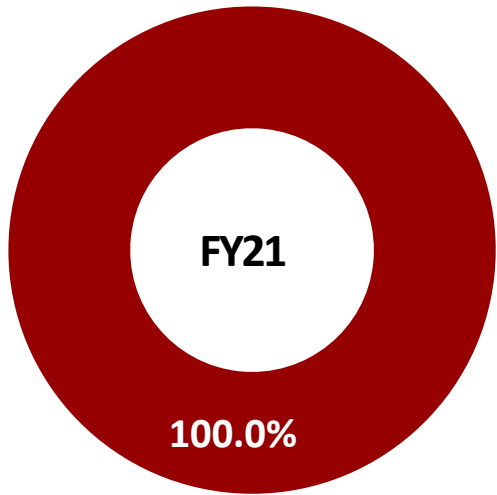




# Annual Revenue Breakup



Creating a better tomorrow!



■ Civil Engineering    
 ■ Waste Water    
 ■ Specialized Park Development

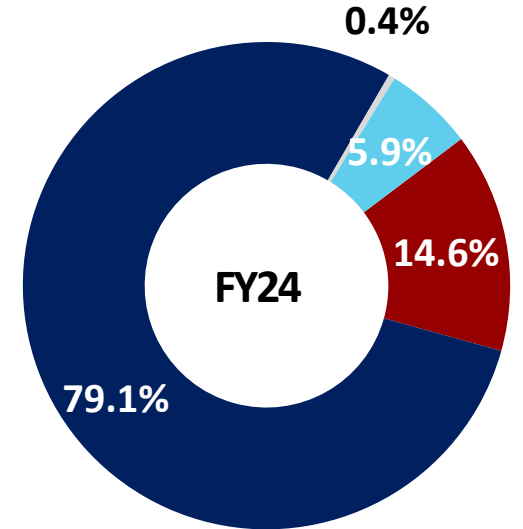
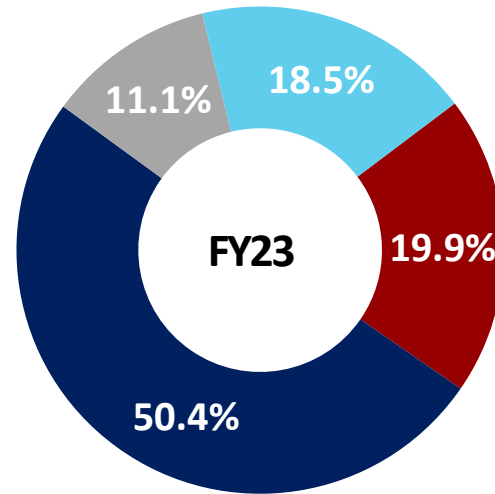
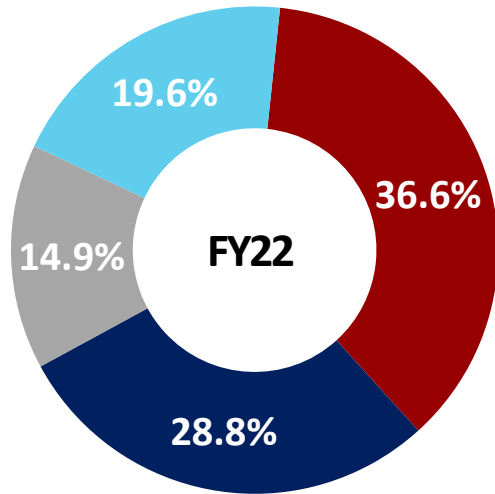
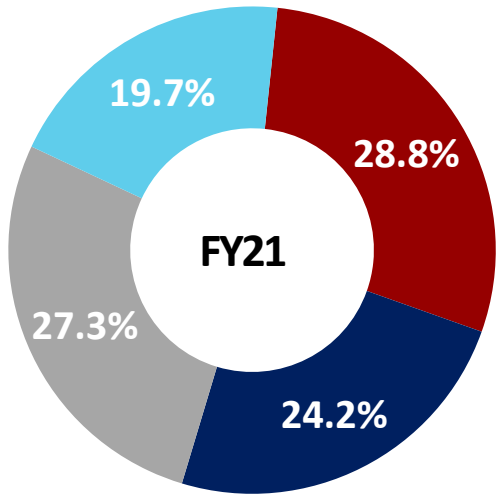
Segments (Rs. Crore)	FY21	FY22	FY23	FY24
Civil Engineering	23.48	25.86	17.42	18.94
Waste Water	0.00	4.78	4.82	9.16
Specialized Park Development	0.00	0.00	3.49	39.27
<b>Total</b>	<b>23.48</b>	<b>30.64</b>	<b>25.73</b>	<b>67.32</b>



# Region wise Revenue Breakup



Creating a better tomorrow!



■ East   
 ■ North   
 ■ South   
 ■ West

Particulars (Rs. Crore)	FY21	FY22	FY23	FY24
East	6.76	11.22	5.12	9.82
North	5.69	8.82	12.97	53.23
West	6.42	4.58	2.87	0.29
South	4.62	6.02	4.77	3.98
<b>Total</b>	<b>23.48</b>	<b>30.64</b>	<b>25.73</b>	<b>67.32</b>



# Consolidated Balance Sheet as on 30<sup>th</sup> Sept. 2024



Creating a better tomorrow!

Equities & Liabilities (Rs. Crore)	As on 30 <sup>th</sup> Sept. 2024	As on 31 <sup>st</sup> March 2024	Assets (Rs. Crore)	As on 30 <sup>th</sup> Sept. 2024	As on 31 <sup>st</sup> March 2024
Equity	12.80	9.41	<b>Non Current Assets</b>		
Reserves	45.47	12.22	Fixed Assets	1.37	1.12
Non Controlling Interests	0.00	0.00	Intangible Assets	3.11	3.20
<b>Net Worth</b>	<b>58.27</b>	<b>21.63</b>	Non Current Investments	-0.37	-0.37
<b>Non Current Liabilities</b>			Deferred Tax Assets	0.35	0.31
Non Current Borrowings	1.19	0.78	Other Non Current Assets	12.27	2.09
Long Term Provision	0.23	0.15	<b>Total Non Current Assets</b>	<b>16.74</b>	<b>6.35</b>
<b>Total Non Current Liabilities</b>	<b>1.42</b>	<b>0.93</b>	<b>Current Assets</b>		
<b>Current Liabilities</b>			Inventories	1.16	1.08
Current Borrowings	0.60	0.53	Trade receivables	42.12	28.51
Trade Payables	10.15	14.81	Cash and cash equivalents	9.10	0.83
Short Term Provision	4.40	2.61	Short Term Loans & advances	5.78	4.44
Other Current Liabilities	3.37	1.44	Other Current Assets	3.32	0.73
<b>Total Current Liabilities</b>	<b>18.53</b>	<b>19.38</b>	<b>Total Current Assets</b>	<b>61.48</b>	<b>35.60</b>
<b>Total Equity &amp; Liabilities</b>	<b>78.22</b>	<b>41.94</b>	<b>Total Assets</b>	<b>78.22</b>	<b>41.94</b>

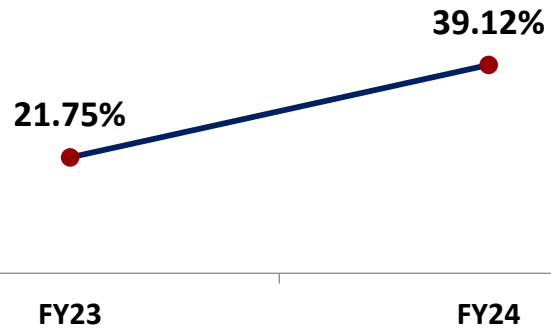


# Consolidated Key Ratios

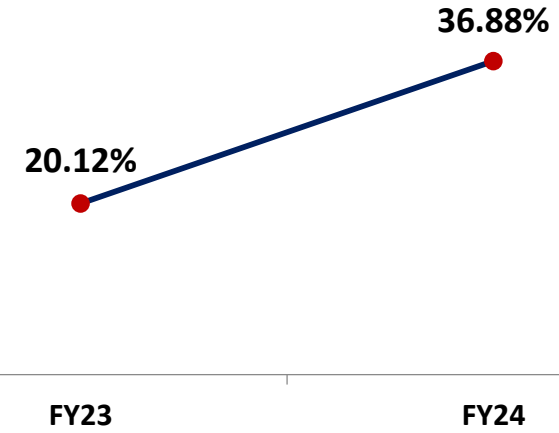


Creating a better tomorrow!

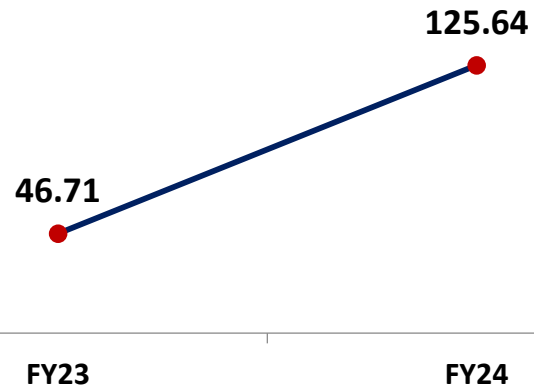
### RoE(%)



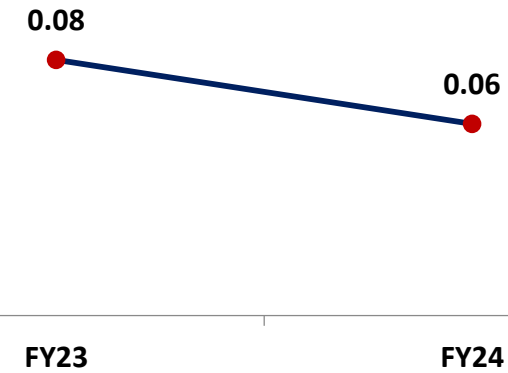
### RoCE(%)



### Debt Service Coverage Ratio (In Times)



### Total Debt to Equity Ratio (In Times)



RoE = Net Profit/Net Worth | Debt Service Coverage Ratio = EBITDA/Finance Cost | RoCE = PAT/(Shareholders Fund + Total Debt) | Debt -Equity Ratio = Total Debt/Equity

\* IPO of 33,91,200 shares of Rs. 37.30 in FY2024

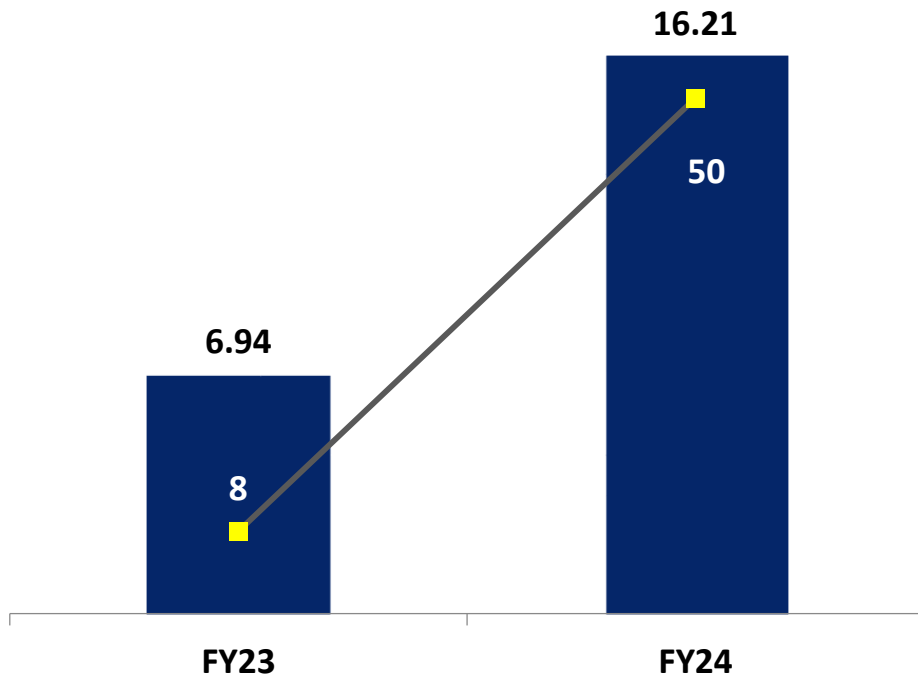


# Working Capital & Borrowings

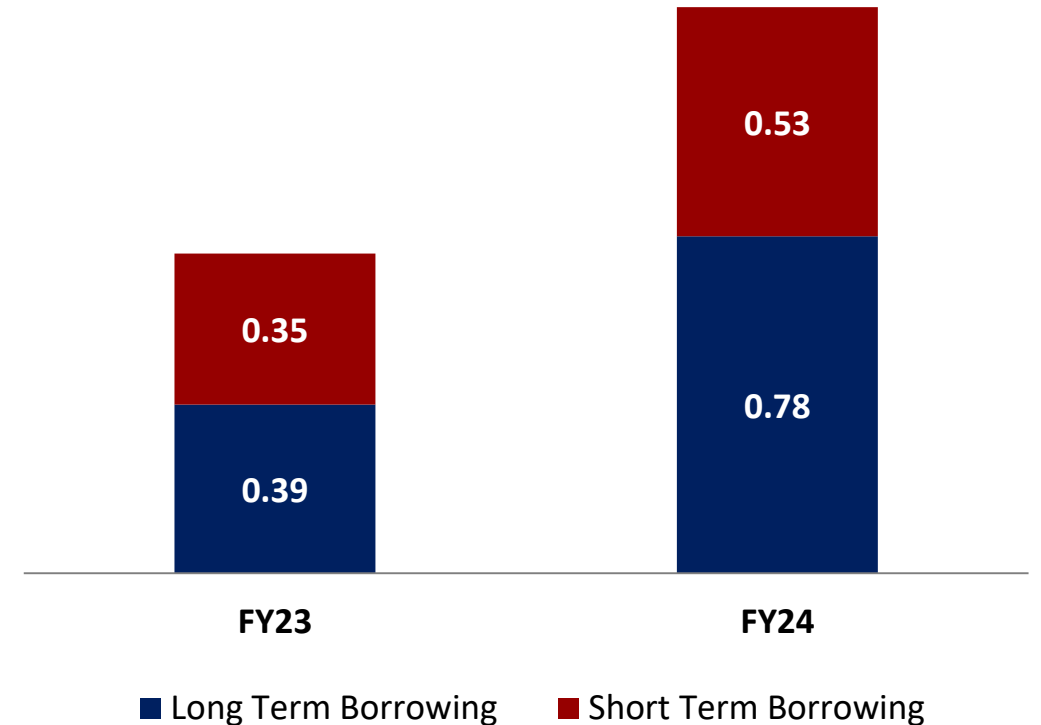


Creating a better tomorrow!

Working Capital (Rs. Crore) - Bar Chart  
Working Capital (Days) - Line Chart



Borrowing (Rs. Crore)





# Way Forward

---

01



# Way Ahead



Creating a better tomorrow!



01

## Portfolio Momentum with geographical expansion

- Focusing on calibrated geographic expansion to penetrate untapped markets in MENA & South Asia
- Diversify our geographic portfolio as a strategy for mitigating headwinds



02

## Consistent Investments in research & development

- Consistently encouraging trajectory of our research & development as a core enabler to innovative solutions for an ever evolving market landscape, and to accomplish fiscal and operating discipline



03

## People Investments

- Focusing on workplace vitality as a cornerstone of human capital strategy
- We strongly believe that people are our most valuable intangible asset for our success and competitive advantage



04

## Greater Good at the core

- Consistently focusing on research & development as a core enabler for operating and leveraging assets sustainably while expanding our revenue and margins



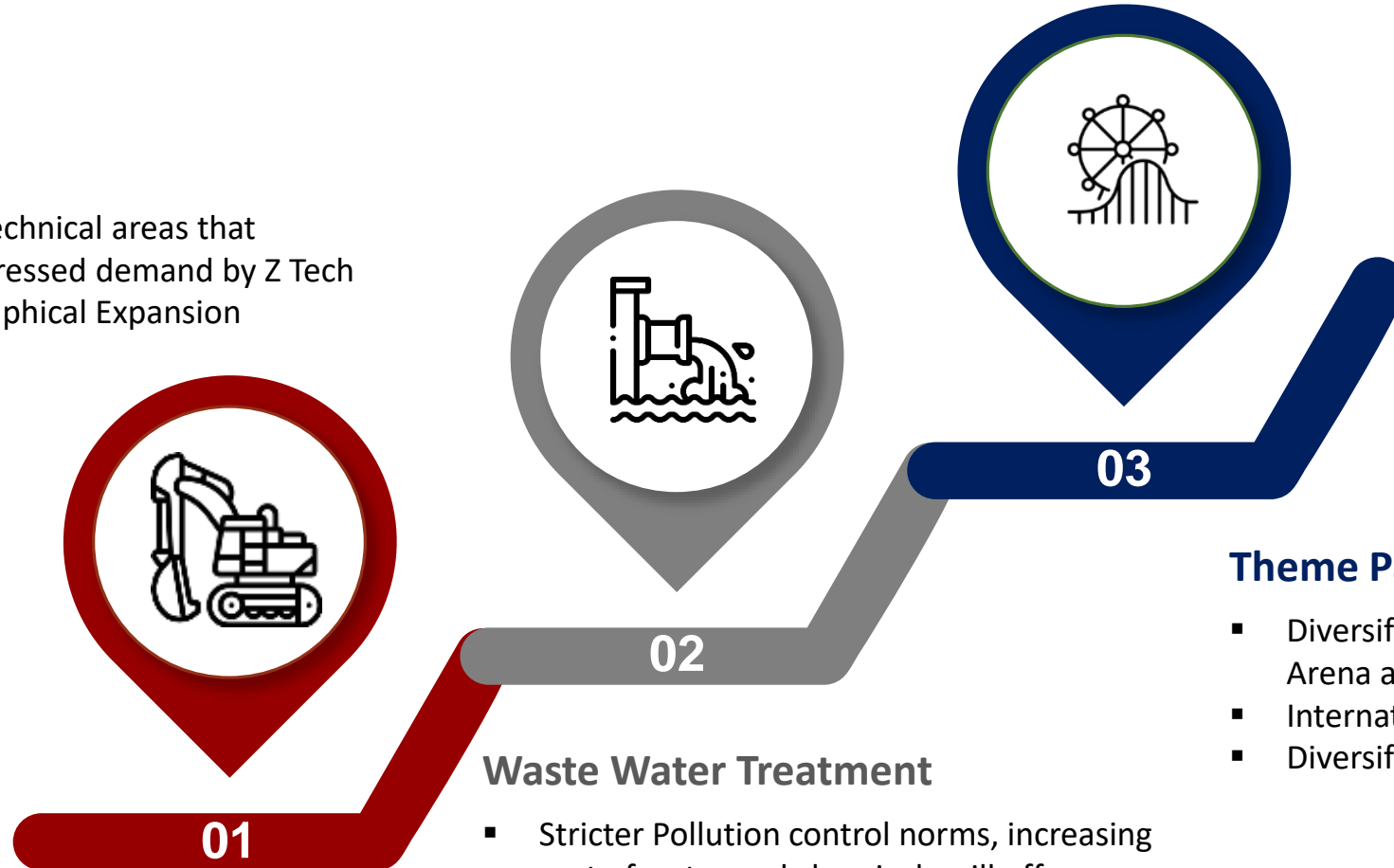
# Sustainable Growth Propellers



Creating a better tomorrow!

## Geo Technical

- Expansion into technical areas that represent unaddressed demand by Z Tech
- Domestic Geographical Expansion



## Waste Water Treatment

- Stricter Pollution control norms, increasing cost of water and chemicals will offer a strong push for industry demand
- Expand through a BOO model that offers annuity income
- International Expansion

## Theme Park

- Diversification into Fast Forward Sports Arena and Pet Parks
- International Expansion
- Diversification into Waste to Art Products



# Thank You



---

**Company :**

---

**Investor Relations Advisors :**

---

**Z-Tech (India) Limited.**

---

**Adfactors PR Pvt. Ltd.**

Mr. Ashish Goel  
Company Secretary & Compliance  
Officer

Mr. Amit Sharma / Mr. Rupesh Rege

[amit.sharma@adfactorspr.com](mailto:amit.sharma@adfactorspr.com)  
[rupesh.rege@adfactorspr.com](mailto:rupesh.rege@adfactorspr.com)

[cs@ztech-india.com](mailto:cs@ztech-india.com)

[www.adfactorspr.com](http://www.adfactorspr.com)

[info@ztech-india.com](mailto:info@ztech-india.com)

---