



Z-TECH (INDIA) LIMITED

(Formerly known as "Z-TECH (INDIA) PRIVATE LIMITED")

CIN: U74899DL1994PLC062582

Regd. Office: Plot 140, Khasra No 249, Mangla Puri, Gadaipur, Delhi-110030

E-mail: cs@ztech-india.com, Contact No: 011-35017243

Website: www.z-techindia.com

To,

The Manager,
Listing Department
National Stock Exchange of India Limited
Exchange Plaza, Plot No. C/1, G Block,
Bandra-Kurla Complex,
Bandra (E), Mumbai -400 051

NSE Symbol: ZTECH

Sub: Investor(s) Presentation

Dear Sirs/ Ma'am,

With reference to above captioned subject, please find attached Investor presentation. The Presentation will be uploaded on the Company's website at www.z-techindia.com.

Request you to kindly take the same on record.

Thanking you,

For Z-TECH (INDIA) LIMITED

Sanghamitra
Borgohain

Digitally signed by
Sanghamitra Borgohain
Date: 2025.02.12 23:48:23
+05'30'

NAME: SANGHAMITRA BORGOHAIN

DESIGNATION: MANAGING DIRECTOR

DIN: 08578955

DATE: 12th February, 2025

Encl: As Above



- Tech (India) Limited

Creating a better tomorrow!

Result Update Presentation

Q3 & 9M FY25



Disclaimer



Creating a better tomorrow!

This presentation has been prepared by Z-Tech (India) Limited (the “Company”) solely for information purposes and does not constitute any offer, recommendation or invitation to purchase or subscribe for any securities, and shall not form the basis or be relied on in connection with any contract or binding commitment what so ever. No offering of securities of the Company will be made except by means of a statutory offering document containing detailed information about the Company.

This Presentation has been prepared by the Company based on information and data which the Company considers reliable, but the Company makes no representation or warranty, express or implied, whatsoever, and no reliance shall be placed on, the truth, accuracy, completeness, fairness and reasonableness of the contents of this Presentation. This Presentation may not be all inclusive and may not contain all of the information that you may consider material. Any liability in respect of the contents of, or any omission from, this Presentation is expressly excluded.

Certain matters discussed in this Presentation may contain statements regarding the Company’s market opportunity and business prospects that are individually and collectively forward-looking statements. Such forward-looking statements are not guarantees of future performance and are subject to known and unknown risks, uncertainties and assumptions that are difficult to predict. These risks and uncertainties include, but are not limited to, the performance of the Indian economy and of the economies of various international markets, the performance of the industry in India and world-wide, competition, the company’s ability to successfully implement its strategy, the Company’s future levels of growth and expansion, technological implementation, changes and advancements, changes in revenue, income or cash flows, the Company’s market preferences and its exposure to market risks, as well as other risks. The Company’s actual results, levels of activity, performance or achievements could differ materially and adversely from results expressed in or implied by this Presentation. The Company assumes no obligation to update any forward-looking information contained in this Presentation. Any forward-looking statements and projections made by third parties included in this Presentation are not adopted by the Company and the Company is not responsible for such third party statements and projections.



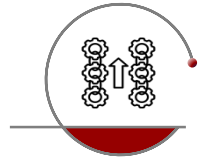
Table of Contents



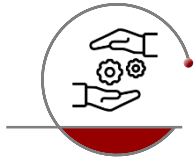
Creating a better tomorrow!



Company Overview



Industry Overview



Business Overview



Financial Highlights



Way Ahead





Company Overview

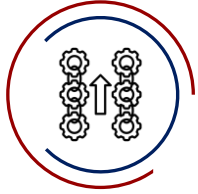
01



Company Snapshot



Creating a better tomorrow!




10+

Theme Parks
Developed



23+

Upcoming
Theme Parks



102+

Team Size



70+

Clients



48

Completed
Projects



49

Ongoing
Projects



154 Cr

Worth Total
Order Book



ISO 9001:2015

Certified



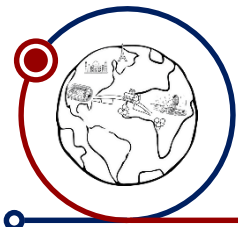
FY24

ROE – 39.12%
ROCE – 36.88%



FY24 (₹ In Crore)

Revenue – 67.32
EBITDA – 11.74
PAT – 8.46



Vision & Mission



Creating a better tomorrow!



Our Vision

To conceptualize, design and execute innovative solutions to underpin environmentally conscious urban development and resilient business growth



Our Mission

To be a catalyst for positive change and enable our clients' to elevate health quotient of their engagement with environment and communities



Our Values

We define our organizational ethos of cohesive success for all key stakeholders, viz people, shareholders, customers, and society!





About Us




Creating a better tomorrow!



Pioneering Sustainable Infrastructure & Environmental Solutions

- Incorporated in 1994
- Headquartered in Manglapuri, New Delhi
- 4 branches in Delhi, Uttar Pradesh, Mumbai and Kolkata



Business Segments

- Sustainable Theme Park Development
- Industrial Waste Water Management
- Geo Technical Specialized Solutions



Experienced Management Team

- Significant experience in Construction Industry
- Long term vision and proven ability to achieve long term goals for Company



Cutting-Edge R&D Infrastructure

- Dedicated lab for technology development and customization
- Tie-ups with analytical laboratories across India



Strong Pan India Presence

- Strong presence in more than 20 states across India



Journey So Far



Creating a better tomorrow!

- Founded in 1994 with their core focus on civil construction business, providing services related to designing, supplying and building retaining structures

1994

- Embarking on a new era through a shift in management and acquisition by new ownership

2017

- Expanded its footprint by venturing into realm of waste water management through the adoption of GIEST technology

2020

- Embraced a green vision by developing sustainable theme parks and installation of meaningful art from discarded scrap objects in parks

2022

- Listing of shares on NSE-Emerge
- Happiness park opened in Lucknow
- Evolution of Car and Dinosaur Park opened in Pimpri Chinchwad

2024



Professional Management



Creating a better tomorrow!



Ms. Sanghamitra Borgohain

Managing Director
20 years of Experience



Mr. Pradeep Sangwan

Non-Executive
Non Independent Director
18 years of Experience



Mr. Anuj Kumar Poddar

Whole Time Director
25+ years of Experience



Mr. Steve A Pereira

Independent Director
23 years of Experience



Mr. Aditya Rungta

Independent Director
14 years of Experience



Mr. Sunil Ghorawat

Chief Business Officer
25+ years of Experience



Mr. Anjani Goyal

Chief Financial Officer
10+ years of Experience



Mr. Ashish Goel

Company Secretary &
Compliance Officer
14+ years of Experience



Key Strengths



Creating a better tomorrow!

Experienced Management

- Over 25 years of business experience
- Supported by team of professionals having knowledge of our various business functions

Efficient Business Model

- Proper identification of projects and cost optimization, result helps us to maximize efficiency
- Modern construction equipment ensures better control over execution and timely completion of projects

Strong Brand Value and Repeat Customer Orders

- Esteemed client base across Indian Theme Park Industry, Geotechnical Service Industry, Agro Chemicals and Specialty Chemicals Industry
- Most of our clients give us repeat orders and have been with us for last many years

Strong Pan India Presence

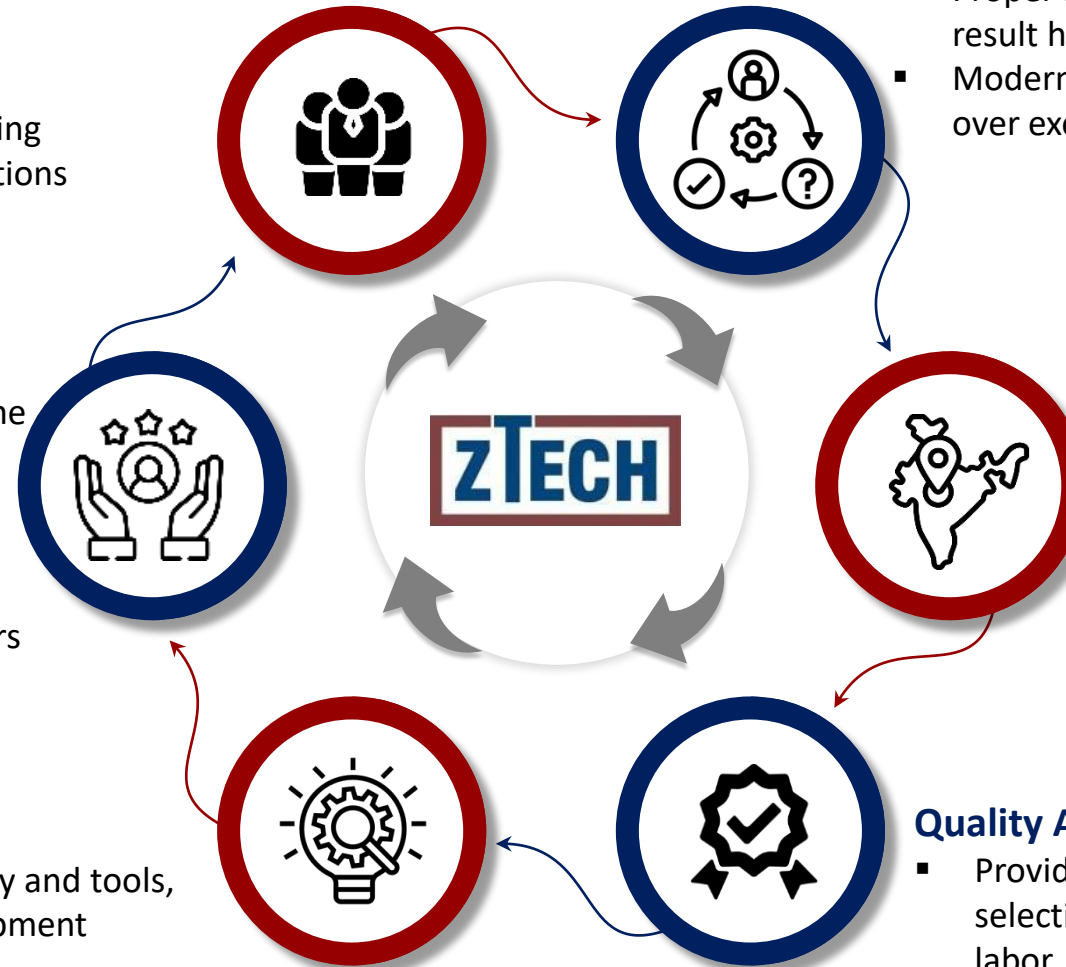
- Strong presence across theme based city parks, industrial waste water management, and specialized geo technical solutions

Cutting-Edge R&D Infrastructure

- Equipped with state-of-the-art technology and tools, enabling innovative research and development activities

Quality Assurance and Standards

- Provides top-notch solutions to customers through selection of materials, use of high-tech equipment, skilled labor, and adherence to the best construction practices





Industry Overview

01



Theme Parks Business in India



Creating a better tomorrow!

Indian Theme Park market size is ₹ 1,865 Crores in 2024



- The Indian theme park market is projected to reach ₹1,865 crores in 2024. This growth is part of a broader trend in the amusement industry, which is expected to grow at a rate of 15%, potentially reaching ₹25,000 crores in the near future

The **Indian theme park industry** is on a thrilling ride, fueled by several factors:

- **Rising disposable income:** As India's economy flourishes, families have more leisure spending power, creating a demand for entertainment experiences
- **Growing middle class:** A burgeoning middle class with a taste for entertainment is a key driver of growth. (Source: World Bank, 2023)
- **Urbanization and changing lifestyles:** Rapid urbanization fosters a desire for family-friendly entertainment options outside the home
- **Influx of international brands:** Global theme park chains are recognizing India's potential, bringing new attractions and boosting the industry's profile



Wastewater Management In India

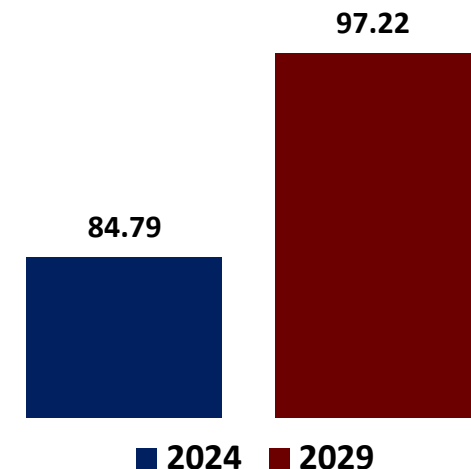


Creating a better tomorrow!

- The India Water and Wastewater Treatment Technology Market size is estimated at INR 8,364 crore (USD 1.02 billion) in 2024 and is expected to reach ₹ 14,013 crore (USD 1.71 billion) by 2029, growing at a CAGR of 10.78% during the forecast period (2024-2029)
- India, along with China, Indonesia, Nigeria, and the United States, is expected to lead the world's urban population surge by 2050, increasing the need for municipal water treatment
- The Indian government aims to provide 100% of its population with safe and adequate drinking water within premises by 2024 or 2025, which will boost the demand for municipal water treatment plants
- By 2030, India's water demand is expected to exceed supply by two times, indicating severe water scarcity and increasing the need for water treatment systems. Major end-user industries for anaerobic biological treatment include municipal wastewater treatment, food and beverage manufacturing, chemical effluent, and agricultural waste
- The Council on Energy, Environment, and Water (CEEW), in association with the 2030 Water Resources Group, is working to improve wastewater management in India and increase private investments in wastewater treatment plants. The urban sewage capacity in India has grown significantly in recent years, driving the demand for innovative water treatment technologies



Indian Water & Wastewater Treatment Technology Market (In ₹ Cr)





The Indian Geotechnical Services Industry



Creating a better tomorrow!

- India's Geosynthetics Industry size is projected to reach ₹ 15,523.8 crore (US\$ 1,891.7 million) by 2033
- Over the assessment period from 2023 to 2033, the demand for Geosynthetics in India is predicted to grow with a CAGR of 8.4%
- Ongoing developments in road and railroad networks are significantly driving the growth of the Geosynthetics industry in India
- Favorable government support through policies and initiatives is enhancing the use and demand for Geosynthetics
- The rise in construction applications of Geosynthetics, particularly in transportation infrastructure like highways, railways, bridges, and airports, is a key growth factor. Increasing environmental conservation efforts are making Geosynthetics popular due to their ability to prevent excessive soil erosion
- The growing need for high-performance Geosynthetics in road construction is expected to improve India's Geosynthetics industry share





Business Overview


01



Diversified Business Segments



Creating a better tomorrow!



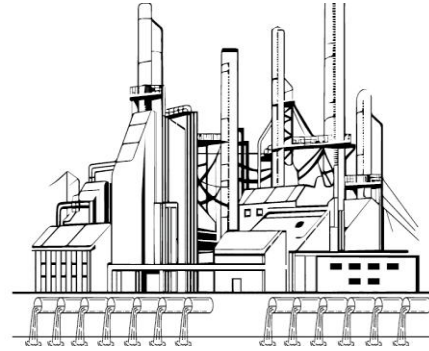
Sustainable Theme Park Development

- Creating wonders out of waste! Developing urban green nests! Curating immersive experiences!
- 6 thriving urban green nests, over 5k tonnes of waste reclaimed and repurposed

Projects

Delivered **#10 | ₹ 76.95 Cr**

Ongoing **# 11 | ₹ 91.60 Cr**



Industrial Waste Water Management

- Enabling eco-conscious industrial processes! Helping clients be agile to evolving regulations!
- Bringing life back to waste water!
- 4 years of partnering over 6 esteemed clients, elevating profitability, and recycling over 517 million gallons of waste water

Projects

Delivered **#10 | ₹ 10.65 Cr**

Ongoing **# 05 | ₹ 4.65 Cr**



Geo Technical Specialized Solutions

- Giving strength to structures! Partnering nation-building!
- Innovative and bespoke infra-solutions!
- Over 25 years and over 300 projects in partnering nation building

Projects

Delivered **#28 | ₹ 79.25 Cr**

Ongoing **#33 | ₹ 68.77 Cr**



Hábitat | waste to wonder theme parks




Creating a better tomorrow!




Kathak Selfie Park, Lucknow



Happiness Park, Lucknow



UP Darshan Park, Lucknow



Shivalaya Park, Prayagraj




Shaheedi Park, Delhi



Harmony Park, Lucknow



Bharat Darshan Park, Delhi



World Of Dinosaurs, Delhi



Hábitat | Completed Projects



Creating a better tomorrow!



Park Name



Location & City



Contract Amount

Park Name	Location & City	Contract Amount
Shaheedi Park	ITO, New Delhi	₹ 11.02 Crore
Bharat Darshan Park Phase-2	Punjabi Bagh, New Delhi	₹ 13.33 Crore
World of Dinosaurs	Sarai Kale Khan, New Delhi	₹ 11.10 Crore
UP Darshan Park	Gomti Nagar, Lucknow	₹ 8.59 Crore
Happiness Park	Hazratganj, Lucknow	₹ 3.93 Crore
Heritage Park	Karol Bagh, New Delhi	₹ 2.70 Crore
Life of Rani Jhansi	Jhansi	₹ 1.70 Crore
Shivalaya Park	Prayagraj	₹ 14.83 Crore
Harmony Park	Lucknow	₹ 2.50 Crore
Fast Forward Sports	Lucknow	₹ 7.25 Crore



Hábitat | Ongoing Projects



Creating a better tomorrow!



Park Name



Location & City



Contract Amount

Park Name	Location & City	Contract Amount
Shaheedi Park	ITO, New Delhi	₹ 14.65 Crore
Bharat Darshan Park Phase-2	Punjabi Bagh, New Delhi	₹ 22.32 Crore
Waste to Wonder Park Phase-2	Sarai Kale Khan, New Delhi	₹ 10.41 Crore
Fantasy Kingdom	New Delhi	₹ 2.96 Crore
2D/3D Sculpture, Furniture and Play equipment	At different places, New Delhi	₹ 3.92 Crore
World Park	Pimpri Chinchwad	₹ 11.10 Crore
Bollywood Park	Pimpri Chinchwad	₹ 9.80 Crore
Ceramic ki Anokhi Duniya Park	Bulandshahar (Khurja)	₹ 5.52 Crore
Dinosaur Park	Pimpri Chinchwad	₹ 0.43 Crore
Evolution of Cars	Pimpri Chinchwad	₹ 0.27 Crore
Urban Safari	Noida	₹ 10.22 Crore



Agua | Geist : Waste Water Management



Creating a better tomorrow!

- Using our proprietary GEIST technology, we specialize in treating industrial wastewater for chemical recovery
- Our solutions manage pollution control regulations and rejuvenate industrial wastewater, transforming 'waste into wealth' through sustainable and responsible by-product management
- Dedicated Lab for technology development and customization

Business Model

- Design, Build, and Operate Model (DBO)
- EPC & ONM
- Engineering and Supervision Model

About GEIST

- In 2020, our company acquired the GEIST technology from Earl Exim Private Limited
- Comprises of a bouquet of technologies which includes freeze crystallization, calcium magnesium recovery, stable bleaching powder technology, selective extraction and monochloro acetic acid, and caters various industries that excrete the chemical laden water



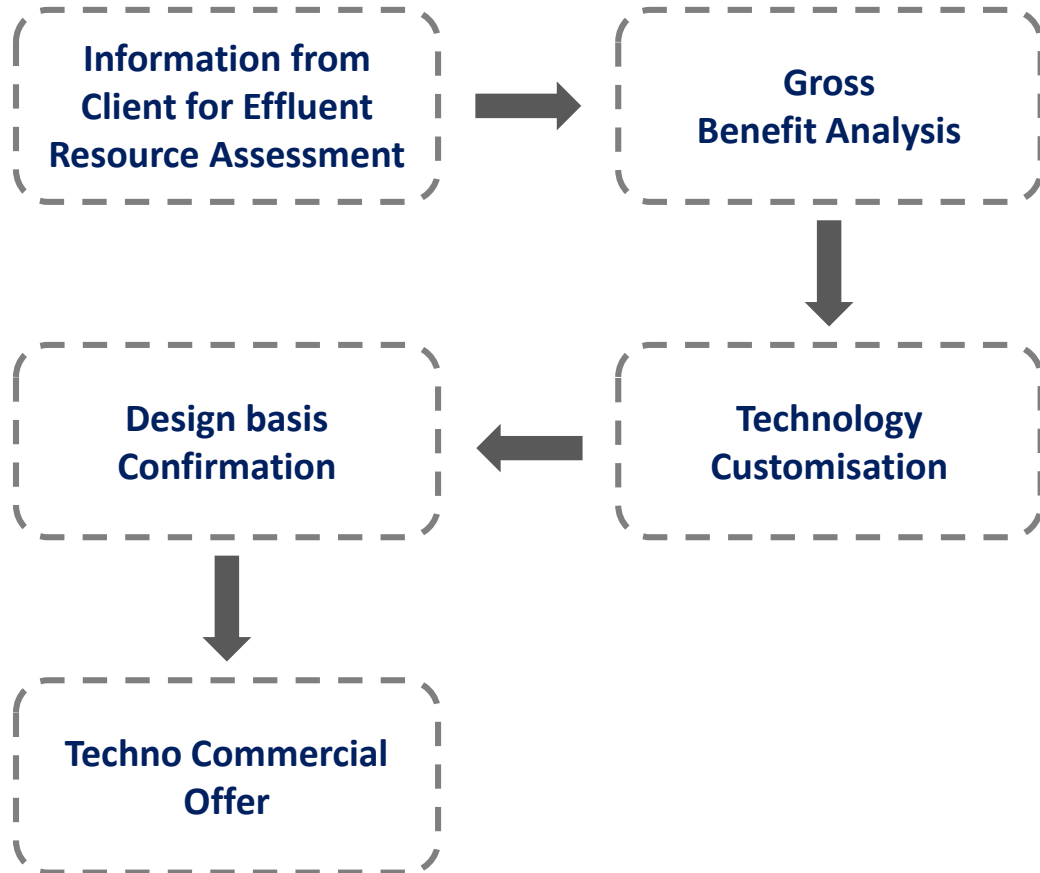


How Geist works and its benefits



Creating a better tomorrow!

Molecules recovered from GEIST Technology



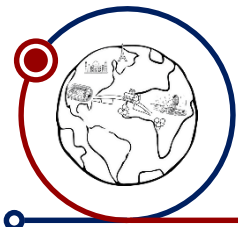
Molecules recovered from GEIST Technology

Inorganic Molecules

- Aluminium Chloride Hexahydrate
- Ammonium Sulphate
- Anhydrous Sodium Sulphate
- Phosphoric acid
- Potassium carbonate
- Potassium chloride
- Potassium Hydroxide
- Potassium Nitrate
- Potassium Sulphate
- Sodium Bisulfite
- Sodium Chloride

Organic Molecules

- Acetaldehyde
- Acetic Acid
- Butraldehyde
- Cellosolve
- Formaldehyde
- Formic acid
- Glycerol
- Glycolic acid
- Glycols
- Polyglycerol
- Para-Toluene Sulfonic Acid\
- Dimethyl Sulfoxide



Agua | Completed Projects



Creating a better tomorrow!



Project Name



Client Name



Contract Amount

Project Name	Client Name	Contract Amount
Engineering, Design and supply of Acetic Acid and DMSO	Navin Fluorine Advanced Sciences Limited	₹ 2.21 Crore
Citrus Capacity Enhancement Project Phase 1	Mane Kancor Ingredients Private Limited	₹ 1.80 Crore
Sulphate removal system installation	Gujarat Alkalies and Chemicals Limited	₹ 0.75 Crore
Operation and maintenance of Anydrous Sodium Sulphate Plant	Gujarat Alkalies and Chemicals Limited	₹ 0.72 Crore
Engineering and commissioning assistance for Acetamide recovery scheme for 10,000 TPA Hydrate Project	Gujarat Alkalies and Chemicals Limited	₹ 0.27 Crore



Agua | Completed Projects



Creating a better tomorrow!



Project Name



Client Name



Contract Amount

Project Name	Client Name	Contract Amount
Trail run F/Nano Filtration ZLD Plant	Grasim Industries Limited	₹ 0.05 Crore
Recovery From RO Reject Water and Acidic Effluent	Hindalco Industries Limited	₹ 0.06 Crore
Design and supply of recovery system of Acetic Acid - NF01	Navin Fluorine Advanced Sciences Limited	₹ 2.78 Crore
Design & Supply of copper hydroxide from Mother Liquor Stream - NF03		₹ 1.07 Crore
Design & Supply of copper hydroxide from Mother Liquor Stream - NF03		₹ 0.93 Crore



Agua | Ongoing Projects



Creating a better tomorrow!



Project Name



Client Name



Contract Amount

Project Name	Client Name	Contract Amount
Design & Supply of Anhydrous Sodium Sulphate Recovery System	Shriram Alkali & Chemicals Limited	₹ 2.45 Crore
Engineering of ANSS Plant	Shriram Alkali & Chemicals Limited	₹ 1.25 Crore
Anhydrous Sodium Sulphate	Grasim Industries Limited	₹ 0.11 Crore
Sodium Sulphate recovery technology	Kutch Chemical Industries	₹ 0.14 Crore
Project Management And Site Supervision For Anhydrous Sodium Sulphate recovery System	The Andhra Sugars Limited	₹ 0.70 Crore



Creating a better tomorrow!

- We offer engineering solutions to address challenges related to soil and rock mechanics
 - Retaining Wall and Reinforced Soil Structure
 - Asphalt Reinforcement
 - Drainage of Structure
 - Basal Reinforcement or Ground Improvement
 - Erosion Control Or Slope Protection
 - Soil Stabilization
 - Landslide Mitigation

Business Model

- EPC & ONM - In this model, we refrain from making direct investments. Instead, our role is limited to offering engineering, procurement and setting up of plant, for which we receive revenue





Terra | Completed Projects



Creating a better tomorrow!



Project Name



Client Name



Contract Amount

Supply of RE Wall System on NH-95 EPC	Gammon Engineers and Contractor	₹ 1.55 Crore
Supply and erection of RE- Wall	Pan India Infraprojects Pvt. Ltd.	₹ 3.87 Crore
Reinforcement Soil wall System NH-166	Dilip Buildcon Ltd	₹ 11.21 Crore
Supply and Installation of PVD at Kochi Shipyard	Larsen & Toubro Limited	₹ 1.95 Crore
Construction of Concrete Structure		₹ 0.52 Crore
Formation of outer ring road for Erode Tower	Renaatus Projects Private Ltd.	₹ 1.56 Crore
Construction of RE wall	Shree SM Autade Pvt Ltd.	₹ 5.96 Crore
Geocompsite Drain	EKK Infrastructure Ltd.	₹ 0.63 Crore
Paraweb Geostrap		₹ 0.18 Crore
Construction of RE wall at Nileshwaram, Kerala		₹ 1.00 Crore
RE wall System NH-161 under Bharat mala Project	Dilip Buildcon Ltd	₹ 17.24 Crore
RE wall System NH-2 under NHDP Phase -5		₹ 8.62 Crore



Terra | Completed Projects



Creating a better tomorrow!



Project Name



Client Name



Contract Amount

Project Name	Client Name	Contract Amount
Construction of RE Wall with PET Geogrids	Bhartia Infra Projects Ltd.	₹ 1.19 Crore
Supply of RE Wall System at NH 37 Numaligarh Jorhat	Hindustan Construction Co. Ltd.	₹ 1.39 Crore
Construction Re Wall at Kubai Bridge	Mackintosh Burn Ltd.	₹ 0.98 Crore
Construction of RE Wall at NH 215 Koida in Odisha	RKD Construction Pvt Ltd.	₹ 4.28 Crore
Supply of Geogrids for Construction of R.E. Wall	Shree Balaji Engicons Private Ltd.	₹ 3.11 Crore
Supply of crash barrier & friction slab casting		₹ 1.34 Crore
Construction of reinforced Soil wall		₹ 1.42 Crore
Supply and Installation of PVD	S. P. Singla Constructions Pvt. Ltd.	₹ 0.91 Crore
Construction RE Wall System at NH33 in Jharkhand	Ananda Construction	₹ 0.97 Crore
RE Wall, Geogrid	Electro Mech Engineers	₹ 0.15 Crore



Terra | Completed Projects



Creating a better tomorrow!



Project Name



Client Name



Contract Amount

Project Name	Client Name	Contract Amount
RE Wall, Geogrid	Rajbir Construction	₹ 2.16 Crore
RE Wall, Geogrid	Mackintosh Burn	₹ 0.26 Crore
Purulia Crash Barrier	Rajbir Construction	₹ 0.68 Crore
RE Wall, Geogrid	RKEC Projects	₹ 1.74 Crore
RE Wall, Geogrid	J.M. Mahatre Infra	₹ 4.33 Crore
North 24 Parganas	Dineshchandra R. Agarwal Infracon	₹ 0.04 Crore



Terra | Ongoing Projects



Creating a better tomorrow!



Project Name



Client Name



Contract Amount

Project Name	Client Name	Contract Amount
RE Wall-Geogrid Loops- Block Wall	Tata Projects Ltd.	₹ 6.31 Crore
RE Wall-Geogrid Loops (NH352A & 700A)	KCC Buildcon Private Ltd.	₹ 0.03 Crore
RE Wall-Geogrid Cavity (NH58 & 74)	S.P Singla Constructions Private Ltd.	₹ 2.03 Crore
RE Wall-Geogrid-cavity con. NH-27	Shivam Infra-Tech Private Ltd.	₹ 1.43 Crore
RE Wall-Geostrap-Cavity-EPC-NH 844	Sree Infra Tech	₹ 1.42 Crore
RE Wall-Geostrap-Cavity-EPC-Bharat mala	SR United Infra Developers	₹ 1.23 Crore
RE Wall-Geostrap-Cavity-EPC-Arakkonam	RPP- Dhanya (JV)	₹ 1.42 Crore
RE Wall-Geostrap- Cavity-EPS-Bharat mala Project	Sritharani Infra Developers Pvt. Ltd	₹ 0.51 Crore
RE Wall-Geostrap- Cavity-EPC-Omallur (SH 86)	Prayog Projects	₹ 1.35 Crore
RE Wall-Geogrid-cavity con. NH-27	Shivam Infra-Tech Private Ltd.	₹ 0.81 Crore
RE Wall, Geogrid	Bridge & Roof Co. India Ltd.	₹ 0.37 Crore
RE Wall, Geogrid	Sri Babul Nath	₹ 1.25 Crore
RE Wall Geostrap	Gammon Engineers & Contractors	₹ 0.95 Crore



Terra | Ongoing Projects



Creating a better tomorrow!



Project Name



Client Name



Contract Amount

Project Name	Client Name	Contract Amount
RE Wall Geostrap	Sildiliya Construction	₹ 0.46 Crore
Crash Barrier	Sri Babul Nath	₹ 0.05 Crore
HDPE Liner	SG Construction & Environmental Engineering Services	₹ 0.08 Crore
RE Wall Geostrap	Anand Construction Infrastructure	₹ 0.97 Crore
RE Wall Geostrap	Classic Coal Construction	₹ 0.49 Crore
RE Wall Geogrid	Rajkeshri Projects	₹ 10.71 Crore
Geocell	RKEC Projects	₹ 0.34 Crore
Earth Work	S P Singla Construction	₹ 13.59 Crore
Cleaning and Grubbing Work		₹ 0.14 Crore
Gabion Geo Work	ITD Cementation	₹ 4.86 Crore
RE Wall Geostrap	Sadguru Engineers & Allied Services	₹ 2.72 Crore
HDPE Geomembrane	Environmental Engineering Services	₹ 0.03 Crore



Terra | Ongoing Projects



Creating a better tomorrow!



Project Name



Client Name



Contract Amount

Project Name	Client Name	Contract Amount
PVD Ground Work	Gammon Engineers & Contractors	₹ 0.06 Crore
Geosynthetics Material supply	Shree Balaji Ingicons	₹ 1.69 Crore
Construction of RE Wall at ROB	Shree Balaji Ingicons	₹ 0.62 Crore
Supply of Geocomposite Drain	BN Infraprojects LLP	₹ 0.26 Crore
Construction of RE Wall at ROB	Shree Balaji Ingicons	₹ 1.86 Crore
Ground Improvement	J Kumar Infrastructure	₹ 4.43 Crore
RE Wall - Casting Erection and Supervision	Shivalaya Construction	₹ 5.46 Crore
ROB RE Wall EPC	Prabha Infrastructure	₹ 0.86 Crore



Marquee Clients



Creating a better tomorrow!





Financial Overview

01



Managing Director's Message



Creating a better tomorrow!



**Commenting on results,
Ms. Sanghamitra Borgohain,
Managing Director,
Z-Tech (India) Limited said:**

"During the third quarter financial results, Revenue in Q3 FY25 was reported at Rs. 24.14 crore, while EBITDA and PAT Rs. 7.74 crore and Rs. 5.76 crore, respectively.

We are immensely proud to inaugurate our innovative theme park in Pimpri-Chinchwad, a project that reflects Z-Tech India Limited's commitment to sustainability and creative urban transformation. Aligned with the Swachh Survekshan initiative, this park brings the concept of 'From Waste to Wonder' to life by repurposing discarded materials into stunning sculptures, including the evolution of cars and a dedicated Dinosaur Park.

Additionally, we inaugurated Shivalay Park in Prayagraj and Harmony Park in Lucknow. These parks stand as testaments to our 'From Waste to Wonder' initiative, where we transform discarded materials into artistic and educational experiences. By integrating sustainability with urban development, we are not only enhancing public spaces but also fostering eco-conscious tourism.

We look forward to continuing this momentum, delivering value to our clients, and contributing to the growth and vibrancy of communities across India.

Looking ahead, we remain optimistic about the growth prospects in domestic market. Our commitment to innovation, quality, and customer satisfaction continues to guide our strategy, and we are confident that these core values will drive our future success.

I would like to express my gratitude to the entire Z-Tech (India) family, our clients, creditors, banks, financial institutions, and all other stakeholders. Your trust and support inspire us to continually strive for excellence."

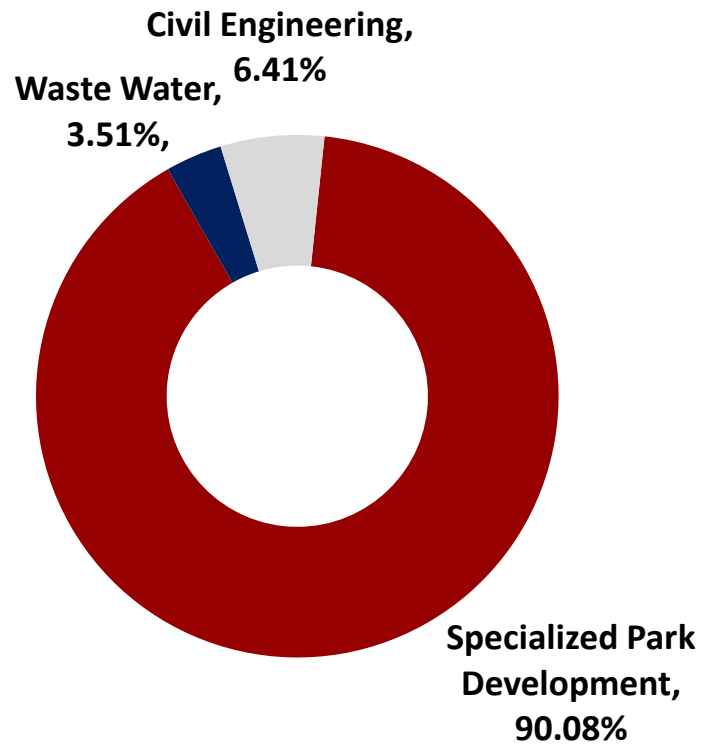


Consolidated Q3 FY25 Revenue Breakup

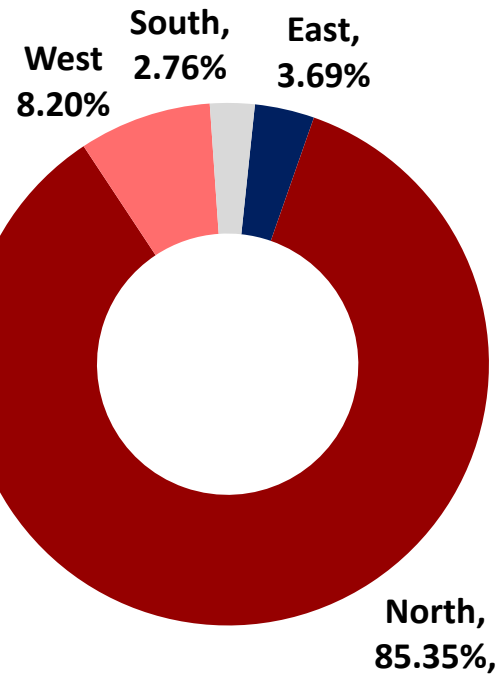


Creating a better tomorrow!

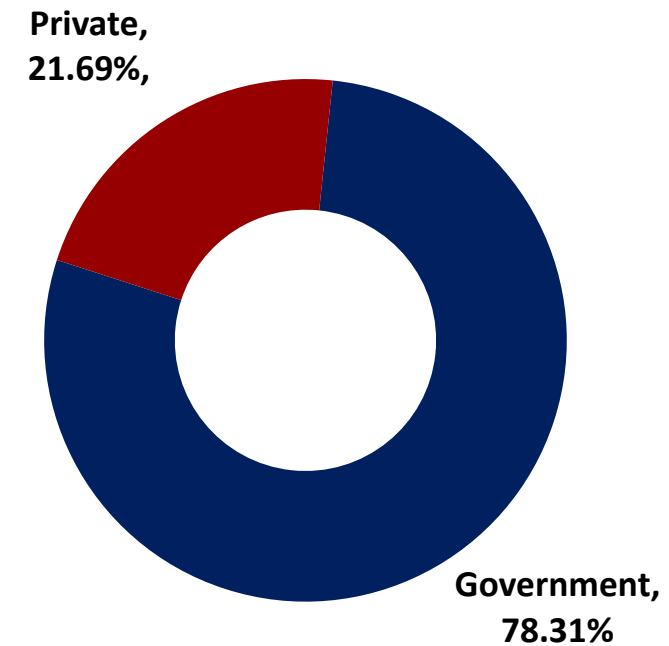
Segment-wise Revenue Break-up



Region-wise Revenue Break-up



Contract-wise Revenue Break-up





Q3 FY25 Consolidated Financial Highlights



Creating a better tomorrow!

Rs. in Crore	Q3 FY25	Q3 FY24	Y-o-Y %	Q2 FY25
Total Income	24.14	15.83	52.52%	19.04
Raw Materials	13.03	12.05		12.44
Employee Cost	1.62	1.06		1.67
Other Expenses	1.75	0.34		1.10
Total Expenditure	16.40	13.44	21.99%	15.20
EBITDA (Excluding other Income)	7.74	2.38	224.70%	3.84
EBIDTA Margin (%)	32.07%	15.06%	1,701 bps	20.16%
Other Income	0.08	(0.36)		0.27
Depreciation	0.17	0.20		0.17
Interest / Finance Cost	0.02	0.02		0.03
Exceptional Item (Gain) / Loss	0.00	0.00		0.00
Share of Profit and Loss	0.00	0.00		0.00
Profit Before Tax	7.62	1.80	322.63%	3.91
Tax	1.87	0.74		0.91
Profit After Tax	5.75	1.06	440.63%	3.00
Profit After Tax Margin (%)	23.83%	6.72%	1,711 bps	15.74%
Basic EPS (Rs.)	4.49	1.16	287.07%	2.34

- Total Income in Q3 FY25 was Rs. 24.14 crore as against Rs. 15.83 crore in Q3 FY24, YoY growth of 52.5%
- EBITDA (excluding other income) was Rs. 7.74 crore in Q3 FY25 as against Rs. 2.38 crore in Q3 FY24
- Profit After Tax at Rs. 5.75 crore in Q3 FY25 as against Rs. 1.06 crore in Q3 FY24

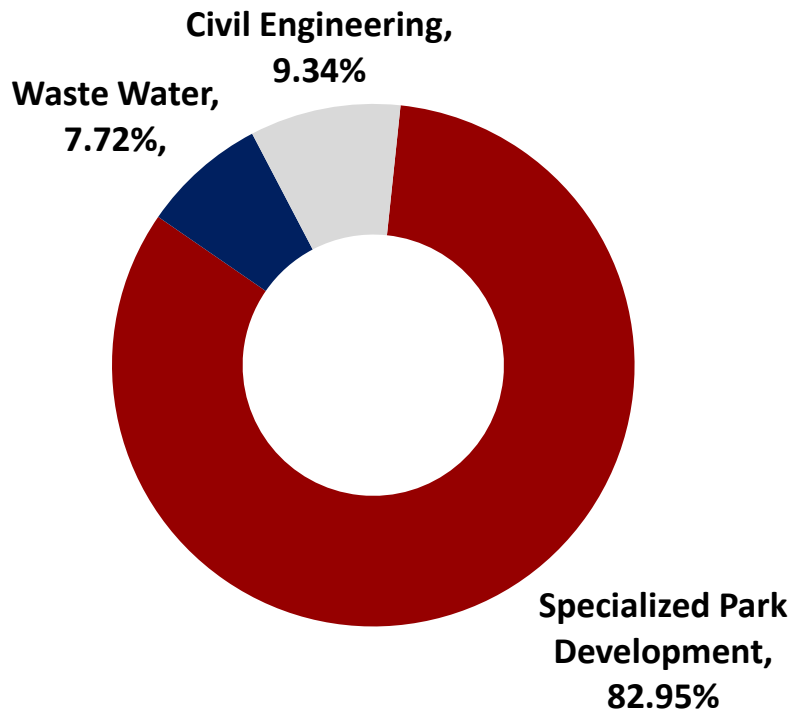


Consolidated 9M FY25 Revenue Breakup

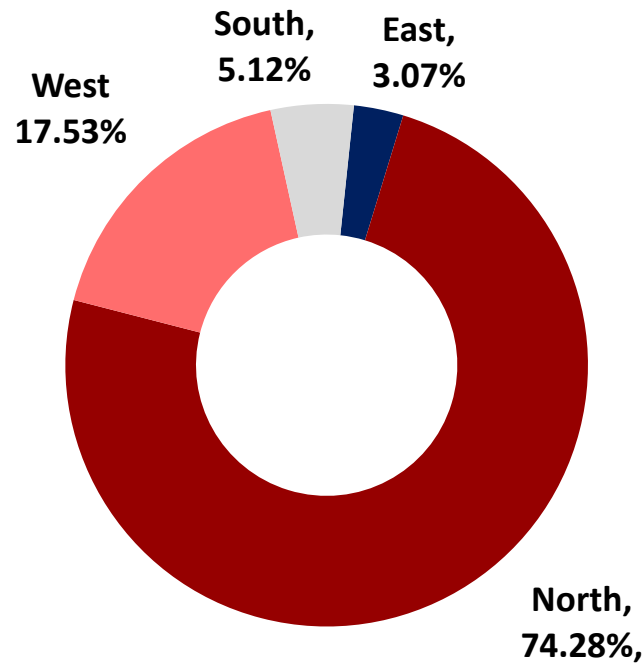


Creating a better tomorrow!

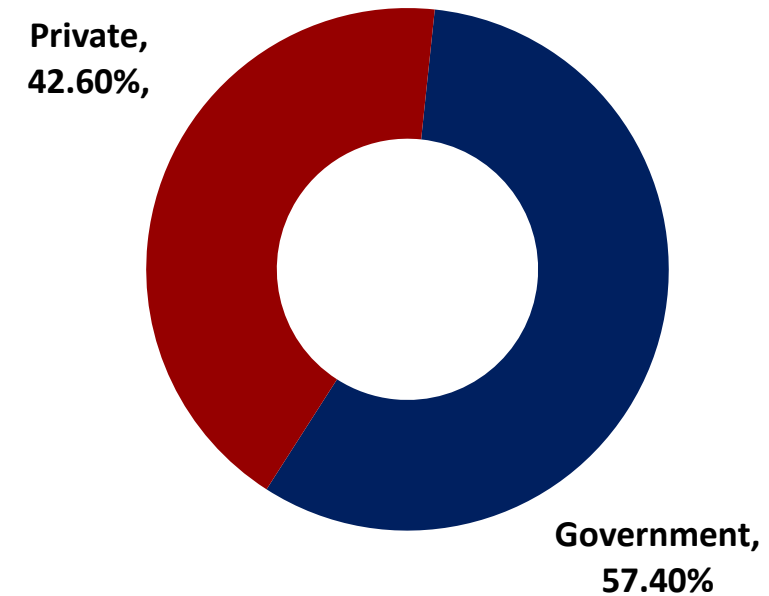
Segment-wise Revenue Break-up

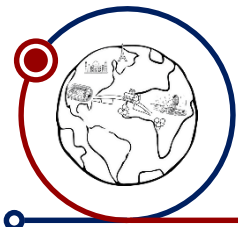


Region-wise Revenue Break-up



Contract-wise Revenue Break-up





9M FY25 Consolidated Financial Highlights



Creating a better tomorrow!

Rs. in Crore	9M FY25	9M FY24	Y-o-Y %
Total Income	59.41	45.18	31.51%
Raw Materials	36.05	32.89	
Employee Cost	4.69	2.54	
Other Expenses	3.72	1.43	
Total Expenditure	44.46	36.86	20.62%
EBITDA (Excluding other Income)	14.95	8.32	79.76%
EBIDTA Margin (%)	25.16%	18.41%	675 bps
Other Income	0.36	0.03	
Depreciation	0.52	0.48	
Interest / Finance Cost	0.06	0.06	
Exceptional Item (Gain) / Loss	0.00	0.00	
Share of Profit and Loss	-0.01	0.00	
Profit Before Tax	14.72	7.81	88.60%
Tax	3.62	2.04	
Profit After Tax	11.10	5.77	92.38%
Profit After Tax Margin (%)	18.68%	12.77%	591 bps
Basic EPS (Rs.)	9.24	6.32	46.20%

- Total Income in 9M FY25 was Rs. 59.41 crore as against Rs. 45.18 crore in 9M FY24, YoY growth of 31.5%. This growth was mainly driven by sustainable theme park business
- EBITDA (excluding other income) was Rs. 14.95 crore in 9M FY25 as against Rs. 8.32 crore in 9M FY24, YoY growth of 79.8%
- Profit After Tax at Rs. 11.10 crore in 9M FY25 as against Rs. 5.77 crore in 9M FY24, YoY growth of 92.4%

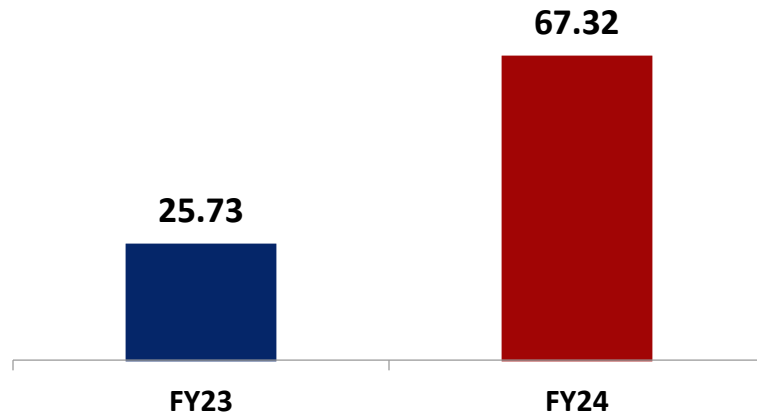


Consolidated Annual Financial Highlights

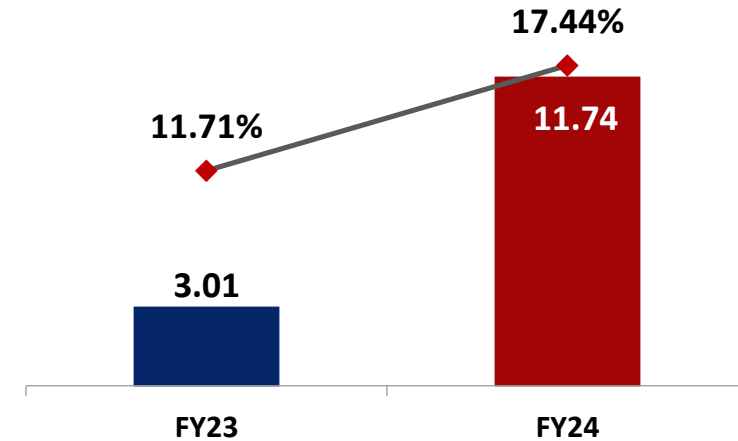


Creating a better tomorrow!

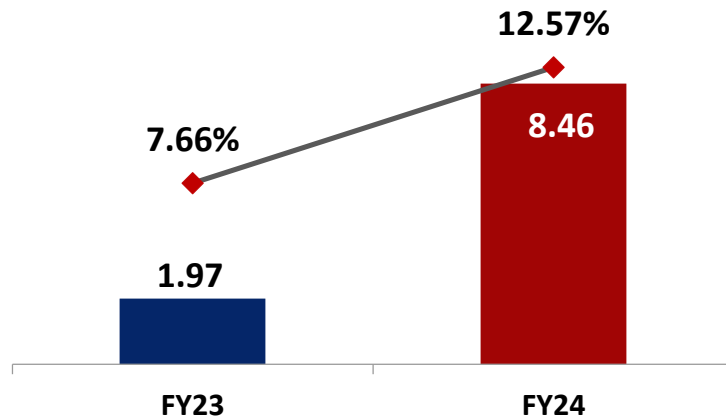
Revenue from Operations (Rs. Crore)



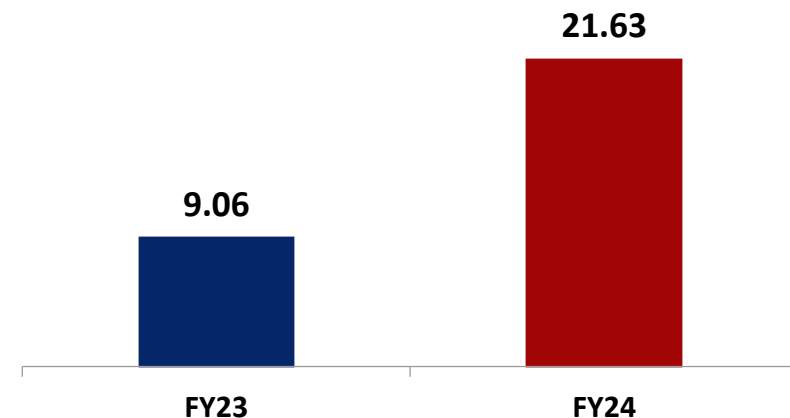
EBITDA (Rs. Crore) / EBITDA Margin (%)



PAT (Rs. Crore) PAT Margin (%)



Net Worth (Rs. Crore)



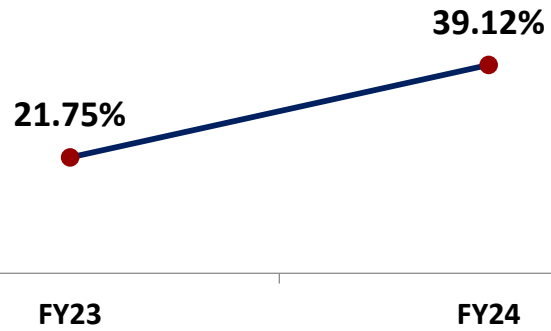


Consolidated Key Ratios

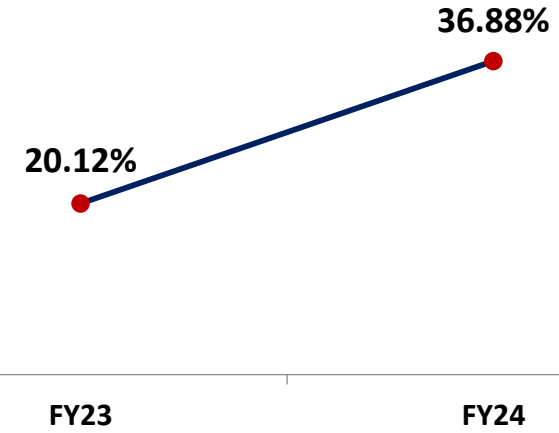


Creating a better tomorrow!

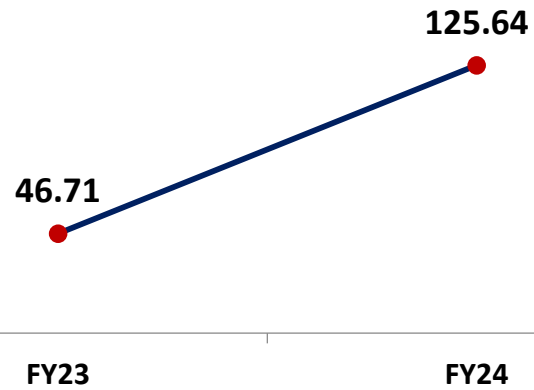
RoE(%)



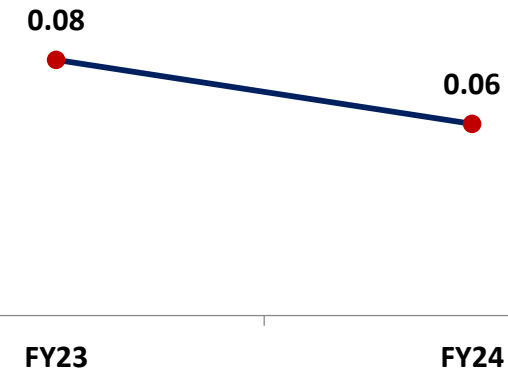
RoCE(%)



Debt Service Coverage Ratio (In Times)



Total Debt to Equity Ratio (In Times)



RoE = Net Profit/Net Worth | Debt Service Coverage Ratio = EBITDA/Finance Cost | RoCE = PAT/(Shareholders Fund + Total Debt) | Debt -Equity Ratio = Total Debt/Equity

* IPO of 33,91,200 shares of Rs. 37.30 in FY2024

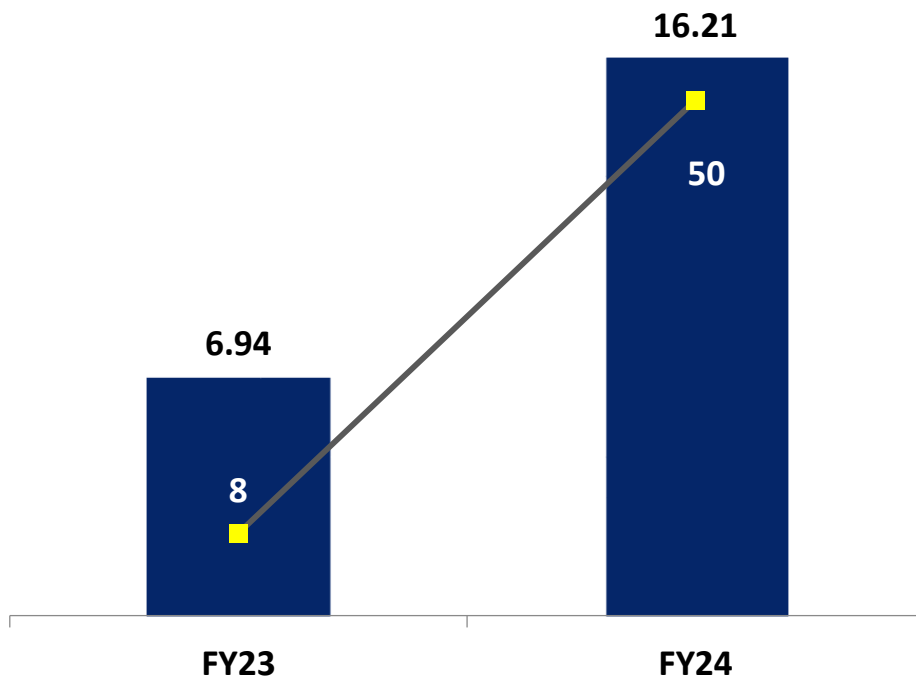


Working Capital & Borrowings

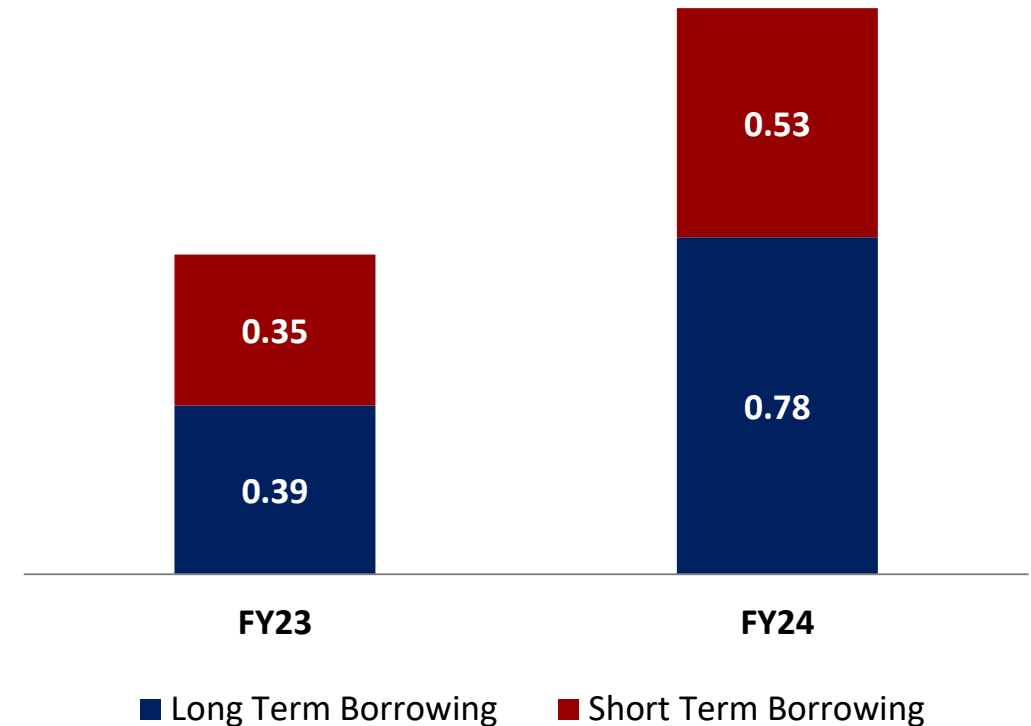


Creating a better tomorrow!

Working Capital (Rs. Crore) - Bar Chart
Working Capital (Days) - Line Chart



Borrowing (Rs. Crore)





Way Forward

01



Way Ahead



Creating a better tomorrow!



01

Portfolio Momentum with geographical expansion

- Focusing on calibrated geographic expansion to penetrate untapped markets in MENA & South Asia
- Diversify our geographic portfolio as a strategy for mitigating headwinds



02

Consistent Investments in research & development

- Consistently encouraging trajectory of our research & development as a core enabler to innovative solutions for an ever evolving market landscape, and to accomplish fiscal and operating discipline



03

People Investments

- Focusing on workplace vitality as a cornerstone of human capital strategy
- We strongly believe that people are our most valuable intangible asset for our success and competitive advantage



04

Greater Good at the core

- Consistently focusing on research & development as a core enabler for operating and leveraging assets sustainably while expanding our revenue and margins



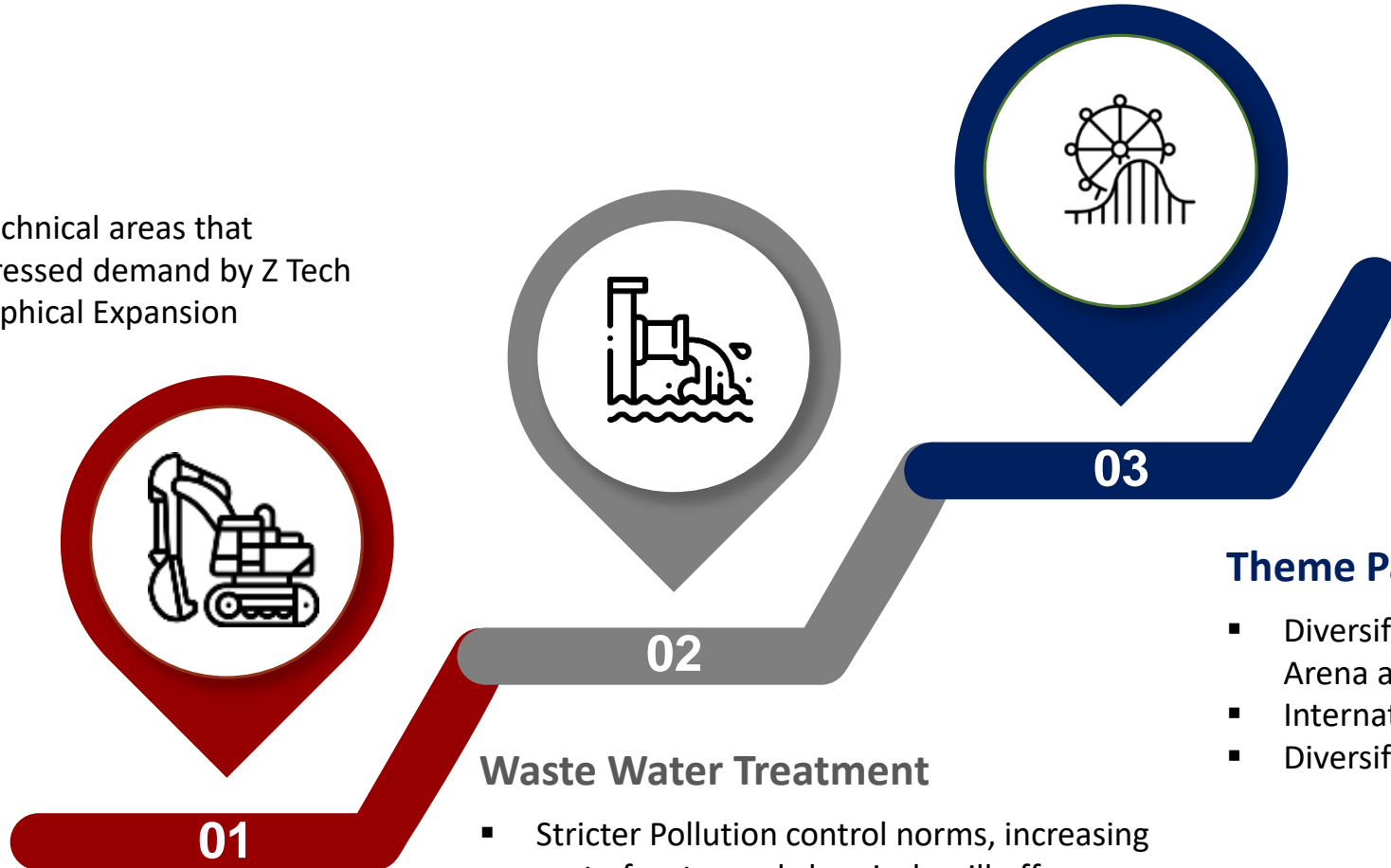
Sustainable Growth Propellers



Creating a better tomorrow!

Geo Technical

- Expansion into technical areas that represent unaddressed demand by Z Tech
- Domestic Geographical Expansion



Waste Water Treatment

- Stricter Pollution control norms, increasing cost of water and chemicals will offer a strong push for industry demand
- Expand through a BOO model that offers annuity income
- International Expansion

Theme Park

- Diversification into Fast Forward Sports Arena and Pet Parks
- International Expansion
- Diversification into Waste to Art Products

Thank You



Company :

Investor Relations Advisors :

Z-Tech (India) Limited.

Adfactors PR Pvt. Ltd.

Mr. Ashish Goel
Company Secretary & Compliance
Officer

Mr. Amit Sharma / Mr. Rupesh Rege

amit.sharma@adfactorspr.com
rupesh.rege@adfactorspr.com

cs@ztech-india.com

www.adfactorspr.com

info@ztech-india.com
