



April 24, 2026

BSE Limited

Corporate Service Department,
1st Floor, P. J. Towers,
Dalal Street,
Mumbai 400 001

Scrip Code: 504067

National Stock Exchange of India Limited

Exchange Plaza, 3rd floor,
Plot No. C/1, 'G' block,
Bandra Kurla Complex, Bandra (E),
Mumbai 400 051

Symbol: ZENSARTECH

Sub.: Outcome of Board Meeting held on April 24, 2026

Dear Sir/Madam,

This is to inform you that the Board of Directors ("the Board") of the Company at its meeting held today, i.e. Friday, April 24, 2026, *inter-alia*, unanimously approved/recommended the following:

1. Financial Results:

The Audited (Standalone & Consolidated) Financial results of the Company for the quarter and financial year ended March 31, 2026, along-with the Auditors report(s) thereon. The said Financial results along with the Auditors report(s) are enclosed herewith.

The aforesaid Auditor's Report(s) for the period ended March 31, 2026, are with unmodified opinion.

2. Final Dividend:

Final dividend of INR 12.60 per equity share of INR 2 each (face value) i.e. 630%, for financial year ended on March 31, 2026, subject to approval of the Members of the Company at the ensuing 63rd Annual General Meeting ("AGM"). The Company will inform the record date for the said purpose, in due course.

3. Revision/change in the Code framed under the SEBI (Prohibition of Insider Trading) Regulations, 2015:

The Code of Fair Disclosure, Internal Procedures and Conduct for Regulating, Monitoring and Reporting of Trading by Designated Persons and Immediate Relatives of Designated Persons, and Legitimate Purpose Policy Code of Conduct framed under the SEBI (Prohibition of Insider Trading) Regulations, 2015.



The aforesaid amended code/policy and above information shall be made available on the Company's website at <https://www.zensar.com/about/investors/investors-relation?result=Policies#Corporate-Governance>.

The 63rd Annual General Meeting of the Company shall be convened and held as per the directives and circulars issued by the relevant authorities and the details thereof shall be intimated separately.

The trading window for dealing in securities of the Company, shall open 48 hours post declaration of Financial Results by the Company for the quarter and financial year ended March 31, 2026.

The Board meeting commenced at 12:00 Noon (IST) and concluded at 03:00 p.m. (IST).

This is for your information.

Thanking you,

Yours sincerely,

For **Zensar Technologies Limited**



Anand Daga
Company Secretary

Encl.: As above

SRBC & COLLP

Chartered Accountants

Ground floor, Tower C Unit 1,
Panchshil Tech Park One, Loop road,
Near Don Bosco School, Yerwade
Pune - 411 006, India

Tel: +91 20 6603 6000

Independent Auditor's Report on the Quarterly and Year to Date Audited Standalone Financial Results of the Company Pursuant to the Regulation 33 of the SEBI (Listing Obligations and Disclosure Requirements) Regulations, 2015, as amended

To
The Board of Directors of
Zensar Technologies Limited

Report on the audit of the Standalone Financial Results

Opinion

We have audited the accompanying statement of quarterly and year to date standalone financial results of Zensar Technologies Limited (the "Company") for the quarter ended March 31, 2026 and for the year ended March 31, 2026 ("Statement"), attached herewith, being submitted by the Company pursuant to the requirement of Regulation 33 of the SEBI (Listing Obligations and Disclosure Requirements) Regulations, 2015, as amended (the "Listing Regulations").

In our opinion and to the best of our information and according to the explanations given to us, the Statement:

- i. is presented in accordance with the requirements of the Listing Regulations in this regard; and
- ii. gives a true and fair view in conformity with the applicable accounting standards and other accounting principles generally accepted in India, of the net profit and other comprehensive income/(loss) and other financial information of the Company for the quarter ended March 31, 2026 and for the year ended March 31, 2026.

Basis for Opinion

We conducted our audit in accordance with the Standards on Auditing (SAs) specified under section 143(10) of the Companies Act, 2013, as amended ("the Act"). Our responsibilities under those Standards are further described in the "Auditor's Responsibilities for the Audit of the Standalone Financial Results" section of our report. We are independent of the Company in accordance with the Code of Ethics issued by the Institute of Chartered Accountants of India together with the ethical requirements that are relevant to our audit of the financial statements under the provisions of the Act and the Rules thereunder, and we have fulfilled our other ethical responsibilities in accordance with these requirements and the Code of Ethics. We believe that the audit evidence obtained by us is sufficient and appropriate to provide a basis for our opinion.

Management's Responsibilities for the Standalone Financial Results

The Statement has been prepared on the basis of the standalone annual financial statements. The Board of Directors of the Company are responsible for the preparation and presentation of the Statement that gives a true and fair view of the net profit and other comprehensive income/(loss) of the Company and other financial information in accordance with the applicable accounting standards prescribed under Section 133 of the Act read with relevant rules issued thereunder and other accounting principles generally accepted in India and in compliance with Regulation 33 of the Listing Regulations. This responsibility also includes maintenance of adequate accounting records in accordance with the provisions of the Act for safeguarding of the assets of the Company and for preventing and detecting frauds and other irregularities; selection and application of appropriate accounting policies; making judgments and estimates that are reasonable and prudent; and the design, implementation and maintenance of adequate internal financial controls, that were



SRBC & COLLP

Chartered Accountants

operating effectively for ensuring the accuracy and completeness of the accounting records, relevant to the preparation and presentation of the Statement that give a true and fair view and are free from material misstatement, whether due to fraud or error.

In preparing the Statement, the Board of Directors are responsible for assessing the Company's ability to continue as a going concern, disclosing, as applicable, matters related to going concern and using the going concern basis of accounting unless the Board of Directors either intends to liquidate the Company or to cease operations, or has no realistic alternative but to do so.

The Board of Directors are also responsible for overseeing the Company's financial reporting process.


Auditor's Responsibilities for the Audit of the Standalone Financial Results

Our objectives are to obtain reasonable assurance about whether the Statement as a whole is free from material misstatement, whether due to fraud or error, and to issue an auditor's report that includes our opinion. Reasonable assurance is a high level of assurance but is not a guarantee that an audit conducted in accordance with SAs will always detect a material misstatement when it exists. Misstatements can arise from fraud or error and are considered material if, individually or in the aggregate, they could reasonably be expected to influence the economic decisions of users taken on the basis of the Statement.

As part of an audit in accordance with SAs, we exercise professional judgment and maintain professional skepticism throughout the audit. We also:

- Identify and assess the risks of material misstatement of the Statement, whether due to fraud or error, design and perform audit procedures responsive to those risks, and obtain audit evidence that is sufficient and appropriate to provide a basis for our opinion. The risk of not detecting a material misstatement resulting from fraud is higher than for one resulting from error, as fraud may involve collusion, forgery, intentional omissions, misrepresentations, or the override of internal control.
- Obtain an understanding of internal control relevant to the audit in order to design audit procedures that are appropriate in the circumstances. Under Section 143(3)(i) of the Act, we are also responsible for expressing our opinion on whether the company has adequate internal financial controls with reference to financial statements in place and the operating effectiveness of such controls.
- Evaluate the appropriateness of accounting policies used and the reasonableness of accounting estimates and related disclosures made by the Board of Directors.
- Conclude on the appropriateness of the Board of Directors' use of the going concern basis of accounting and, based on the audit evidence obtained, whether a material uncertainty exists related to events or conditions that may cast significant doubt on the Company's ability to continue as a going concern. If we conclude that a material uncertainty exists, we are required to draw attention in our auditor's report to the related disclosures in the financial results or, if such disclosures are inadequate, to modify our opinion. Our conclusions are based on the audit evidence obtained up to the date of our auditor's report. However, future events or conditions may cause the Company to cease to continue as a going concern.
- Evaluate the overall presentation, structure and content of the Statement, including the disclosures, and whether the Statement represents the underlying transactions and events in a manner that achieves fair presentation.

We communicate with those charged with governance regarding, among other matters, the planned scope and timing of the audit and significant audit findings, including any significant deficiencies in internal control that we identify during our audit.



SRBC & COLLP

Chartered Accountants

We also provide those charged with governance with a statement that we have complied with relevant ethical requirements regarding independence, and to communicate with them all relationships and other matters that may reasonably be thought to bear on our independence, and where applicable, related safeguards.

Other Matter

The Statement includes the results for the quarter ended March 31, 2026 being the balancing figure between the audited figures in respect of the full financial year ended March 31, 2026 and the published unaudited year-to-date figures up to the third quarter of the current financial year, which were subjected to a limited review by us, as required under the Listing Regulations.

For SRBC & COLLP

Chartered Accountants

ICAI Firm Registration Number: 324982E/E300003




per Trideval Khandelwal
Partner

Membership No.: 501160

UDIN: 26501160OUNGYT2968

Place: Ahmedabad

Date: April 24, 2026



Zensar Technologies Limited
Registered Office : Zensar Knowledge Park, Kharadi, Plot # 4 , MIDC, Off Nagar Road, Pune - 411014, India. CIN: L72200PN1963PLC012621
Statement of Standalone Audited Financial Results for the Quarter and Year ended March 31, 2026

₹ in Million except earnings per share

Particulars	Quarter Ended			Year Ended	
	March 31, 2026	December 31, 2025	March 31, 2025	March 31, 2026	March 31, 2025
	Audited	Unaudited	Audited	Audited	Audited
1 Revenue from operations	7,418	7,014	5,811	27,388	22,261
2 Other income (net)	979	723	589	3,271	3,031
3 Total Income	8,397	7,737	6,400	30,659	25,292
4 Expenses					
a. Purchase of traded goods	2	2	-	9	-
b. Employee benefits expense	4,411	4,347	3,801	17,300	14,969
c. Subcontracting costs	996	531	200	2,242	548
d. Finance costs	11	5	32	54	110
e. Depreciation and amortisation expense	95	76	102	389	488
f. Other expenses	433	446	435	1,808	1,832
Total expenses	5,948	5,407	4,570	21,802	17,947
5 Profit before exceptional item and tax (3-4)	2,449	2,330	1,830	8,857	7,345
6 Exceptional item					
- Statutory impact of new Labour Codes (refer note 6)	(4)	239	-	235	-
7 Profit before tax (5-6)	2,453	2,091	1,830	8,622	7,345
8 Tax expense					
a. Current tax	446	426	279	1,666	1,248
b. Deferred tax	15	43	84	96	149
9 Net profit after tax for the period (7-8)	1,992	1,622	1,467	6,860	5,948
10 Other comprehensive income/(loss), net of income tax					
A. Items that will not be reclassified to profit or loss	(7)	45	14	25	3
B. Items that will be reclassified to profit or loss	(4)	4	43	-	(53)
Total other comprehensive income/(loss), net of income tax	(11)	49	57	25	(50)
11 Total comprehensive income for the period (9+10)	1,981	1,671	1,524	6,885	5,898
12 Paid-up equity share capital (Face value ₹ 2 each)	453	453	454	453	454
13 Other equity excluding revaluation reserves as per balance sheet				34,756	30,527
14 Earnings per share (Face value ₹ 2 each) (not annualised):					
a) Basic	8.79	7.14	6.46	30.22	26.22
b) Diluted	8.66	7.04	6.39	29.84	26.03

Statement of Assets & Liabilities

Particulars	As at	
	March 31, 2026	March 31, 2025
	Audited	Audited
Assets		
Non-current assets		
(a) Property, plant and Equipment	886	687
(b) Right of use assets	325	595
(c) Capital work-in-progress	10	6
(d) Goodwill	956	956
(e) Other Intangible assets	51	95
(f) Intangible assets under development	1,750	-
(g) Financial assets		
i) Investments	5,050	7,038
ii) Other financial assets	2,184	661
(h) Income tax assets (net)	251	293
(i) Other non-current assets	44	46
Total - Non-current assets	11,507	10,377
Current assets		
(a) Financial assets		
i) Investments	14,660	10,759
ii) Trade receivables	7,339	7,661
iii) Cash and cash equivalents	941	188
iv) Other balances with banks	4,857	4,411
v) Other financial assets	1,685	1,218
(b) Other current assets	705	484
Total - Current assets	30,187	24,721
Total - Assets	41,694	35,098




Particulars	As at	
	March 31, 2026	March 31, 2025
	Audited	Audited
Equity And liabilities		
Equity		
(a) Equity share capital	453	454
(b) Other equity	34,756	30,527
Total - Equity	35,209	30,981
Non-current liabilities		
(a) Financial liabilities		
- Lease liabilities	259	545
(b) Provisions	59	53
(c) Employee benefit obligations	195	219
(d) Deferred tax liabilities (net)	114	37
Total - Non-current liabilities	627	854
Current liabilities		
(a) Financial liabilities		
i) Lease liabilities	109	222
ii) Trade payables	890	655
iii) Other financial liabilities	3,251	1,050
(b) Employee benefit obligations	578	260
(c) Other current liabilities	657	808
(d) Income tax liabilities (net)	373	268
Total - Current liabilities	5,858	3,263
Total - Equity and liabilities	41,694	35,098

Notes :

- The above financial results were reviewed and recommended by the Audit Committee and taken on record by the Board of Directors at their meeting held on April 24, 2026.
- Standalone Statement of Cash flows is attached as Annexure I.
- The Company publishes these standalone financial results along with the consolidated financial results. In accordance with Ind AS 108, Operating Segments, the Company has disclosed the segment information in the consolidated financial results.
- The Board of Directors at its meeting held on January 22, 2026 declared an interim dividend of ₹ 2.40 per equity share. The Board at its meeting held on April 24, 2026 has recommended a Final dividend of ₹ 12.60 per share (630%) of the face value of ₹ 2 each for the financial year ended March 31, 2026, subject to the approval of shareholders at the ensuing Annual General Meeting of the Company.
- The Company has created Zensar Employees Welfare Trust (the 'ESOP Trust') for providing share-based payments, as a vehicle for distributing shares to employees under Employee Stock Option Scheme 2025. The Company has treated ESOP Trust as its extension. As at March 31, 2026, ESOP Trust has acquired 781,257 Equity shares from open market which are treated as Treasury Shares by the Company. The paid-up Equity Share Capital has been disclosed net of Treasury Shares and while computing the basic and diluted earnings per share, the weighted average number of equity shares held by trust have been reduced.
- On November 21, 2025, the Government of India notified the four Labour Codes - the Code on Wages, 2019, the Industrial Relations Code, 2020, the Code on Social Security, 2020, and the Occupational Safety, Health and Working Conditions Code, 2020 - consolidating 29 existing labour laws. The Company has assessed and disclosed the incremental impact of these changes on the basis of the best information available and guidance provided by the Institute of Chartered Accountants of India. Considering the materiality and regulatory-driven, non-recurring nature of this impact, the Company has presented such incremental impact as "Statutory impact of new Labour Codes" under "Exceptional Items" in the standalone statement of profit and loss for the year ended March 31, 2026. The incremental impact on provisions for employee benefits expenses of ₹ 235 Million primarily arises due to change in wage definition. The Company continues to monitor the finalisation of Central / State Rules and clarifications from the Government on other aspects of the Labour Code and would provide appropriate accounting effect as and when such clarifications are issued/rules are notified.
- Figures for the quarter ended March 31, 2026 and March 31, 2025 are the balancing figures between audited figures in respect of the full financial year and published year to date figures upto the third quarter of the respective financial year.

For and on behalf of the Board



Manish Tandon
CEO and Managing Director
DIN:07559939

Mumbai
Date: April 24, 2026



Zensar Technologies Limited
Standalone Statement of Cash Flows

Annexure I

Particulars	Year Ended	
	March 31, 2026	March 31, 2025
	Audited	Audited
Cash flow from operating activities		
Profit before tax	8,622	7,345
Adjustments for:		
Depreciation and amortisation expense	389	488
Employee share based payment expense	679	315
Profit on sale of investments	(149)	(111)
Net (gain) /loss in fair value of financial assets/liabilities measured at fair value through profit and loss	(283)	(293)
Dividend from subsidiaries	(1,391)	(1,691)
Interest income	(1,028)	(893)
Income on financial assets measured at amortised cost	(115)	(115)
Finance costs	50	107
(Profit) / loss on sale of property, plant and equipment (net)	(8)	(14)
Bad debts and advances written off, allowance for expected credit losses and doubtful advances (net)	(2)	(16)
Provisions no longer required and credit balances written back	(130)	(139)
Foreign exchange (gain) / loss (net)	(78)	(2)
	(2,066)	(2,364)
Operating profit before working capital changes	6,556	4,981
Change in assets and liabilities		
(Increase)/ decrease in trade receivables and unbilled revenues	105	21
(Increase)/ decrease in other assets	(120)	(79)
Increase/ (decrease) in trade payables, other liabilities and provisions	365	(181)
Increase/ (decrease) in employee benefit obligations	332	114
Cash generated from operating activities	7,238	4,856
Income taxes paid (net of refunds received)	(1,502)	(1,180)
Net cash generated from / (used in) operating activities	5,736	3,676
Cash flow from investing activities		
Purchases of property, plant and equipment, intangible assets and Intangible assets under development	(483)	(298)
Proceeds from sale of property, plant and equipment	11	15
Bank deposits placed	(6,308)	(4,141)
Bank deposits redeemed	4,383	2,001
Purchase of mutual funds and other investments	(33,568)	(26,829)
Proceeds from sale/ redemption of mutual funds and other investments	32,086	25,328
Interest income received	1,252	617
Dividend from subsidiaries	1,391	1,691
Net cash flows from / (used in) investing activities	(1,236)	(1,616)
Cash flow from financing activities		
Proceeds from issue of equity shares	2	2
Dividend paid (net)	(3,043)	(2,041)
Interest paid	(0)	(2)
Payment of lease liabilities	(159)	(274)
Payment for purchase of Treasury shares by Zensar Employees Welfare Trust	(566)	-
Net cash flows from / (used in) financing activities	(3,766)	(2,315)
Net increase/(decrease) in cash and cash equivalents	734	(255)
Effect of exchange differences on translation of cash and cash equivalents	19	-
Cash and cash equivalents at the beginning of the year	188	443
Cash and cash equivalents at the end of the year	941	188



Independent Auditor's Report on the Quarterly and Year to Date Consolidated Financial Results of the Company Pursuant to the Regulation 33 of the SEBI (Listing Obligations and Disclosure Requirements) Regulations, 2015, as amended

To
The Board of Directors of
Zensar Technologies Limited

Report on the audit of the Consolidated Financial Results**Opinion**

We have audited the accompanying statement of quarterly and year to date consolidated financial results of Zensar Technologies Limited ("Holding Company") and its subsidiaries (the Holding Company and its subsidiaries together referred to as "the Group") for the quarter ended March 31, 2026 and for the year ended March 31, 2026 ("Statement"), attached herewith, being submitted by the Holding Company pursuant to the requirement of Regulation 33 of the SEBI (Listing Obligations and Disclosure Requirements) Regulations, 2015, as amended ("Listing Regulations")

In our opinion and to the best of our information and according to the explanations given to us, the Statement:

- i. includes the results of the entities as mentioned in Annexure 1;
- ii. are presented in accordance with the requirements of the Listing Regulations in this regard; and
- iii. gives a true and fair view in conformity with the applicable accounting standards, and other accounting principles generally accepted in India, of the consolidated net profit and other comprehensive income and other financial information of the Group for the quarter ended March 31, 2026 and for the year ended March 31, 2026.

Basis for Opinion

We conducted our audit in accordance with the Standards on Auditing (SAs), as specified under Section 143(10) of the Companies Act, 2013, as amended ("the Act"). Our responsibilities under those Standards are further described in the "Auditor's Responsibilities for the Audit of the Consolidated Financial Results" section of our report. We are independent of the Group in accordance with the 'Code of Ethics' issued by the Institute of Chartered Accountants of India together with the ethical requirements that are relevant to our audit of the financial statements under the provisions of the Act and the Rules thereunder, and we have fulfilled our other ethical responsibilities in accordance with these requirements and the Code of Ethics. We believe that the audit evidence obtained by us is sufficient and appropriate to provide a basis for our opinion.

Management's Responsibilities for the Consolidated Financial Results

The Statement has been prepared on the basis of the consolidated annual financial statements. The Holding Company's Board of Directors are responsible for the preparation and presentation of the Statement that give a true and fair view of the net profit and other comprehensive income and other financial information of the Group in accordance with the applicable accounting standards prescribed under section 133 of the Act read with relevant rules issued thereunder and other accounting principles generally accepted in India and in compliance with Regulation 33 of the Listing Regulations. The respective Board of Directors of the companies included in the Group are responsible for maintenance of adequate accounting records in accordance with the provisions of the Act for safeguarding of the assets of their respective companies and for preventing and detecting frauds and other irregularities; selection and application of appropriate accounting policies; making judgments and estimates that are reasonable and prudent; and the design,



S R B C & C O L L P

Chartered Accountants

implementation and maintenance of adequate internal financial controls, that were operating effectively for ensuring the accuracy and completeness of the accounting records, relevant to the preparation and presentation of the Statement that give a true and fair view and are free from material misstatement, whether due to fraud or error, which have been used for the purpose of preparation of the Statement by the Directors of the Holding Company, as aforesaid.

In preparing the Statement, the respective Board of Directors of the companies included in the Group are responsible for assessing the ability of their respective companies to continue as a going concern, disclosing, as applicable, matters related to going concern and using the going concern basis of accounting unless management either intends to liquidate the Group or to cease operations, or has no realistic alternative but to do so.

The respective Board of Directors of the companies included in the Group are also responsible for overseeing the financial reporting process of their respective companies.

Auditor's Responsibilities for the Audit of the Consolidated Financial Results

Our objectives are to obtain reasonable assurance about whether the Statement as a whole is free from material misstatement, whether due to fraud or error, and to issue an auditor's report that includes our opinion. Reasonable assurance is a high level of assurance, but is not a guarantee that an audit conducted in accordance with SAs will always detect a material misstatement when it exists. Misstatements can arise from fraud or error and are considered material if, individually or in the aggregate, they could reasonably be expected to influence the economic decisions of users taken on the basis of the Statement.

As part of an audit in accordance with SAs, we exercise professional judgment and maintain professional skepticism throughout the audit. We also:

- Identify and assess the risks of material misstatement of the Statement, whether due to fraud or error, design and perform audit procedures responsive to those risks, and obtain audit evidence that is sufficient and appropriate to provide a basis for our opinion. The risk of not detecting a material misstatement resulting from fraud is higher than for one resulting from error, as fraud may involve collusion, forgery, intentional omissions, misrepresentations, or the override of internal control.
- Obtain an understanding of internal control relevant to the audit in order to design audit procedures that are appropriate in the circumstances. Under Section 143(3)(i) of the Act, we are also responsible for expressing our opinion on whether the company has adequate internal financial controls with reference to financial statements in place and the operating effectiveness of such controls.
- Evaluate the appropriateness of accounting policies used and the reasonableness of accounting estimates and related disclosures made by the Board of Directors.
- Conclude on the appropriateness of the Board of Directors' use of the going concern basis of accounting and, based on the audit evidence obtained, whether a material uncertainty exists related to events or conditions that may cast significant doubt on the ability of the Group to continue as a going concern. If we conclude that a material uncertainty exists, we are required to draw attention in our auditor's report to the related disclosures in the Statement or, if such disclosures are inadequate, to modify our opinion. Our conclusions are based on the audit evidence obtained up to the date of our auditor's report. However, future events or conditions may cause the Group to cease to continue as a going concern.
- Evaluate the overall presentation, structure and content of the Statement, including the disclosures, and whether the Statement represent the underlying transactions and events in a manner that achieves fair presentation.
- Obtain sufficient appropriate audit evidence regarding the financial results/financial information of the entities within the Group of which we are the independent auditors and whose financial information we have audited, to express an opinion on the Statement. We are responsible for the



SRBC & COLLP

Chartered Accountants

direction, supervision and performance of the audit of the financial information of such entities included in the Statement of which we are the independent auditors. We remain solely responsible for our audit opinion.

We communicate with those charged with governance of the Holding Company and such other entities included in the Statement of which we are the independent auditors regarding, among other matters, the planned scope and timing of the audit and significant audit findings, including any significant deficiencies in internal control that we identify during our audit. We also provide those charged with governance with a statement that we have complied with relevant ethical requirements regarding independence, and to communicate with them all relationships and other matters that may reasonably be thought to bear on our independence, and where applicable, related safeguards.

We also performed procedures in accordance with the Master Circular issued by the Securities Exchange Board of India under Regulation 33 (8) of the Listing Regulations, to the extent applicable.


Other Matter

The Statement includes the results for the quarter ended March 31, 2026 being the balancing figures between the audited figures in respect of the full financial year ended March 31, 2026 and the published unaudited year-to-date figures up to the end of the third quarter of the current financial year, which were subjected to a limited review by us, as required under the Listing Regulations.

For SRBC & COLLP

Chartered Accountants

ICAI Firm Registration Number: 324982E/E300003



per Tridevlal Khandelwal

Partner

Membership No.: 501160

UDIN: 26501160NVGHBH6913

Place: Ahmedabad

Date: April 24, 2026



SRBC & COLLP

Chartered Accountants

Annexure 1

Independent Auditor's Report on the Quarterly and Year to Date Consolidated Financial Results of the Holding Company

List of entities whose financial results are included in the Statement along with the Holding Company

Sr No.	Name of entity
1.	Zensar Technologies Inc, USA
2	Zensar Technologies (UK) Limited, United Kingdom
3.	Zensar (Africa) Holdings Proprietary Limited, South Africa
4.	Zensar (South Africa) Proprietary Limited, South Africa
5.	Zensar Technologies (Singapore) Pte Limited, Singapore*
6.	Foolproof Limited, United Kingdom
7.	Keystone Logic Mexico, S. DE R.L. DE C.V, Mexico
8.	Zensar Technologies Gmbh, Germany
9.	Zensar Technologies (Canada) Inc., Canada
10.	Zensar Information Technologies B.V., Netherlands
11.	Zensar Colombia S A S, Colombia
12.	M3BI LLC, USA
13.	M3BI India Private Limited, India
14.	BridgeView Life Sciences LLC, USA
15.	Zensar Technologies doo Beograd, Serbia (incorporated on November 5, 2025)



Zensar Technologies Limited
Registered Office : Zensar Knowledge Park, Kharadi, Plot # 4 , MIDC, Off Nagar Road, Pune - 411014, India. CIN: L72200PN1963PLC012621
Statement of Consolidated Audited Financial Results for the Quarter and Year ended March 31, 2026

₹ in Million except earnings per share

Particulars	Quarter Ended			Year Ended	
	March 31, 2026	December 31, 2025	March 31, 2025	March 31, 2026	March 31, 2025
	Audited	Unaudited	Audited	Audited	Audited
Total income	15,154	14,938	14,049	59,213	54,408
Profit before exceptional item and tax	2,754	2,904	2,298	10,466	8,577
Net profit before tax	2,759	2,650	2,298	10,217	8,577
Net profit after tax	2,106	1,998	1,764	7,746	6,498
Total comprehensive income	2,694	2,235	1,932	9,151	6,801
Equity share capital	453	453	454	453	454
Other equity (excluding revaluation reserve)				46,738	40,243
Earnings per share (Face value ₹ 2 each) (not annualised):					
a) Basic	9.29	8.80	7.77	34.12	28.65
b) Diluted	9.15	8.67	7.68	33.69	28.43

Notes:

- The above financial results were reviewed and recommended by the Audit Committee and taken on record by the Board of Directors at their meeting held on April 24, 2026.
- Standalone Financial Information:


Particulars	Quarter Ended			Year Ended	
	March 31, 2026	December 31, 2025	March 31, 2025	March 31, 2026	March 31, 2025
	Audited	Unaudited	Audited	Audited	Audited
Revenue from operations	7,418	7,014	5,811	27,388	22,261
Profit before exceptional item and tax	2,449	2,330	1,830	8,857	7,345
Profit before tax	2,453	2,091	1,830	8,622	7,345
Net profit for the period	1,992	1,622	1,467	6,860	5,948

- The Board of Directors at its meeting held on January 22, 2026 declared an interim dividend of ₹ 2.40 per equity share. The Board at its meeting held on April 24, 2026 has recommended a Final dividend of ₹ 12.60 per share (630%) of the face value of ₹ 2 each for the financial year ended March 31, 2026, subject to the approval of shareholders at the ensuing Annual General Meeting of the Company.
- The Company has created Zensar Employees Welfare Trust (the 'ESOP Trust') for providing share-based payments, as a vehicle for distributing shares to employees under Employee Stock Option Scheme 2025. The Company has treated ESOP Trust as its extension. As at March 31, 2026, ESOP Trust has acquired 781,257 Equity shares from open market which are treated as Treasury Shares by the Company. The paid-up Equity Share Capital has been disclosed net of Treasury Shares and while computing the basic and diluted earnings per share, the weighted average number of equity shares held by trust have been reduced.
- On November 21, 2025, the Government of India notified the four Labour Codes - the Code on Wages, 2019, the Industrial Relations Code, 2020, the Code on Social Security, 2020, and the Occupational Safety, Health and Working Conditions Code, 2020 - consolidating 29 existing labour laws. The Group has assessed and disclosed the incremental impact of these changes on the basis of the best information available and guidance provided by the Institute of Chartered Accountants of India. Considering the materiality and regulatory-driven, non-recurring nature of this impact, the Group has presented such incremental impact as "Statutory impact of new Labour Codes" under "Exceptional Items" in the consolidated statement of profit and loss for the year ended March 31, 2026. The incremental impact on provisions for employee benefits expenses of ₹ 249 Million primarily arises due to change in wage definition. The Group continues to monitor the finalisation of Central / State Rules and clarifications from the Government on other aspects of the Labour Code and would provide appropriate accounting effect as and when such clarifications are issued/rules are notified.
- Figures for the quarter ended March 31, 2026 and March 31, 2025 are the balancing figures between audited figures in respect of the full financial year and published year to date figures upto the third quarter of the respective financial year.
- The above is an extract of the detailed format of Quarterly Financial Results filed with the Stock Exchanges under Regulation 33 of the SEBI (Listing Obligations and Disclosure Requirements) Regulations, 2015. The full format of the standalone and consolidated quarterly financial results are available on stock exchange websites (www.nseindia.com and www.bseindia.com) and on Company's website (www.zensar.com).

For and on behalf of the Board

Mumbai
Date: April 24, 2026

Manish Tandon
CEO and Managing Director
DIN:07559939




Zensar Technologies Limited
Registered Office : Zensar Knowledge Park, Kharadi, Plot # 4 , MIDC, Off Nagar Road, Pune - 411014, India. CIN: L72200PN1963PLC012621
Statement of Consolidated Audited Financial Results for the Quarter and Year ended March 31, 2026

₹ in Million except earnings per share

Particulars	Quarter Ended			Year Ended	
	March 31, 2026	December 31, 2025	March 31, 2025	March 31, 2026	March 31, 2025
	Audited	Unaudited	Audited	Audited	Audited
1 Revenue from operations	14,504	14,307	13,589	56,874	52,806
2 Other income (net)	650	631	460	2,339	1,602
3 Total Income	15,154	14,938	14,049	59,213	54,408
4 Expenses					
a. Purchase of traded goods	113	78	147	388	530
b. Employee benefits expense	9,346	8,953	8,853	36,312	33,904
c. Subcontracting costs	1,830	1,862	1,622	7,385	6,482
d. Finance costs	25	23	49	121	173
e. Depreciation and amortisation expense	227	203	238	913	1,019
f. Other expenses	859	915	842	3,628	3,723
Total expenses	12,400	12,034	11,751	48,747	45,831
5 Profit before exceptional item and tax (3-4)	2,754	2,904	2,298	10,466	8,577
6 Exceptional item					
- Statutory impact of new Labour Codes (refer note 6)	(5)	254	-	249	-
7 Profit before tax (5-6)	2,759	2,650	2,298	10,217	8,577
8 Tax expense					
a. Current tax	534	594	404	2,239	2,027
b. Deferred tax	119	58	130	232	52
9 Net profit after tax for the period (7-8)	2,106	1,998	1,764	7,746	6,498
10 Net profit attributable to:					
- Owners	2,106	1,998	1,764	7,746	6,498
11 Other comprehensive income/(loss), net of income tax					
A. Items that will not be reclassified to profit or loss	(5)	46	16	29	6
B. Items that will be reclassified to profit or loss	593	191	152	1,376	297
Total other comprehensive income/(loss), net of income tax	588	237	168	1,405	303
12 Total comprehensive income for the period (10+11)	2,694	2,235	1,932	9,151	6,801
13 Total comprehensive income attributable to:					
- Owners	2,694	2,235	1,932	9,151	6,801
14 Paid-up equity share capital (Face value ₹ 2 each)	453	453	454	453	454
15 Other equity excluding revaluation reserves as per balance sheet				46,738	40,243
16 Earnings per share (Face value ₹ 2 each) (not annualised):					
a) Basic	9.29	8.80	7.77	34.12	28.65
b) Diluted	9.15	8.67	7.68	33.69	28.43

Statement of Assets & Liabilities

Particulars	As at	
	March 31, 2026	March 31, 2025
	Audited	Audited
Assets		
Non-current assets		
(a) Property, plant and equipment	1,051	908
(b) Right of use assets	667	976
(c) Capital work-in-progress	10	6
(d) Goodwill	10,038	9,144
(e) Other intangible assets	470	675
(f) Intangible assets under development	1,750	-
(g) Financial assets		
i) Investments	2,613	4,600
ii) Other financial assets	2,254	705
(h) Income tax assets (net)	317	371
(i) Deferred tax assets (net)	1,101	1,079
(j) Other non-current assets	61	119
Total - Non-current assets	20,332	18,583
Current assets		
(a) Financial assets		
i) Investments	16,594	12,537
ii) Trade receivables	9,242	7,901
iii) Cash and cash equivalents	4,163	2,708
iv) Other balances with banks	5,152	4,728
v) Other financial assets	3,723	4,029
(b) Other current assets	1,629	1,243
Total - Current assets	40,503	33,146
Total - Assets	60,835	51,729



Particulars	As at	
	March 31, 2026	March 31, 2025
	Audited	Audited
Equity And liabilities		
Equity		
(a) Equity share capital	453	454
(b) Other equity	46,738	40,243
Total - Equity	47,191	40,697
Liabilities		
Non-current liabilities		
(a) Financial liabilities		
i) Lease liabilities	442	783
ii) Trade payables	-	17
iii) Other financial liabilities	939	794
(b) Provisions	59	53
(c) Employee benefit obligations	589	563
(d) Deferred tax liabilities (net)	115	-
Total - Non-current liabilities	2,144	2,210
Current liabilities		
(a) Financial liabilities		
i) Lease liabilities	351	469
ii) Trade payables	3,674	3,437
iii) Other financial liabilities	4,520	2,164
(b) Employee benefit obligations	853	532
(c) Other current liabilities	1,649	1,858
(d) Income tax liabilities (net)	453	362
Total - Current liabilities	11,500	8,822
Total - Equity And liabilities	60,835	51,729

Segmental reporting for the Quarter and Year ended March 31, 2025

Segment results	Quarter Ended			Year Ended	
	March 31, 2026	December 31, 2025	March 31, 2025	March 31, 2026	March 31, 2025
	Audited	Unaudited	Audited	Audited	Audited
Segment revenue					
Digital and Application Services	11,145	11,124	10,778	44,259	42,265
Cloud Infrastructure and Security	3,359	3,183	2,811	12,615	10,541
Revenue From Operations	14,504	14,307	13,589	56,874	52,806
Segment results					
Digital and Application Services	1,806	2,109	1,751	7,616	6,668
Cloud Infrastructure and Security	704	679	549	2,609	1,910
Segment results	2,510	2,788	2,300	10,225	8,578
Less: Finance costs	25	23	49	121	173
Less: Unallocable expenditure net of unallocable income	(274)	115	(47)	(113)	(172)
Profit before tax	2,759	2,650	2,298	10,217	8,577



Segment assets & liabilities		March 31, 2026	December 31, 2025	March 31, 2025
		Audited	Unaudited	Audited
1	Segment assets			
	Trade receivables			
	Digital and Application Services	6,938	6,081	6,384
	Cloud Infrastructure and Security	2,304	1,817	1,517
	Total trade receivables	9,242	7,898	7,901
	Unbilled revenue			
	Digital and Application Services	3,043	3,148	3,111
	Cloud Infrastructure and Security	945	906	868
	Total unbilled revenue	3,988	4,054	3,979
	Goodwill			
	Digital and Application Services	8,258	7,900	7,539
	Cloud Infrastructure and Security	1,780	1,688	1,605
	Total goodwill	10,038	9,588	9,144
	Unallocable assets	37,567	34,593	30,705
	TOTAL ASSETS	60,835	56,133	51,729
2	Segment liabilities			
	Unearned Revenue			
	Digital and Application Services	150	146	303
	Cloud Infrastructure and Security	61	121	137
	Total unearned revenue	211	267	440
	Unallocable liabilities	13,433	11,100	10,592
	TOTAL LIABILITIES	13,644	11,367	11,032

Notes :

- The above financial results were reviewed and recommended by the Audit Committee and taken on record by the Board of Directors at their meeting held on April 24, 2026.
- Consolidated Statement of Cash flows is attached as Annexure I.
- Standalone Financial Information

Particulars	Quarter Ended			Year Ended	
	March 31, 2026	December 31, 2025	March 31, 2025	March 31, 2026	March 31, 2025
	Audited	Unaudited	Audited	Audited	Audited
Revenue from operations	7,418	7,014	5,811	27,388	22,261
Profit before exceptional item and tax	2,449	2,330	1,830	8,857	7,345
Profit before tax	2,453	2,091	1,830	8,622	7,345
Net profit for the period	1,992	1,622	1,467	6,860	5,948


Results of Zensar Technologies Limited on a standalone basis are hosted on its website www.zensar.com.

- The Board of Directors at its meeting held on January 22, 2026 declared an interim dividend of ₹ 2.40 per equity share. The Board at its meeting held on April 24, 2026 has recommended a Final dividend of ₹ 12.60 per share (630% of the face value of ₹ 2 each for the financial year ended March 31, 2026, subject to the approval of shareholders at the ensuing Annual General Meeting of the Company.
- The Company has created Zensar Employees Welfare Trust (the 'ESOP Trust') for providing share-based payments, as a vehicle for distributing shares to employees under Employee Stock Option Scheme 2025. The Company has treated ESOP Trust as its extension. As at March 31, 2026, ESOP Trust has acquired 781,257 Equity shares from open market which are treated as Treasury Shares by the Company. The paid-up Equity Share Capital has been disclosed net of Treasury Shares and while computing the basic and diluted earnings per share, the weighted average number of equity shares held by trust have been reduced.
- On November 21, 2025, the Government of India notified the four Labour Codes - the Code on Wages, 2019, the Industrial Relations Code, 2020, the Code on Social Security, 2020, and the Occupational Safety, Health and Working Conditions Code, 2020 - consolidating 29 existing labour laws. The Group has assessed and disclosed the incremental impact of these changes on the basis of the best information available and guidance provided by the Institute of Chartered Accountants of India. Considering the materiality and regulatory-driven, non-recurring nature of this impact, the Group has presented such incremental impact as "Statutory impact of new Labour Codes" under "Exceptional Items" in the consolidated statement of profit and loss for the year ended March 31, 2026. The incremental impact on provisions for employee benefits expenses of ₹ 249 Million primarily arises due to change in wage definition. The Group continues to monitor the finalisation of Central / State Rules and clarifications from the Government on other aspects of the Labour Code and would provide appropriate accounting effect as and when such clarifications are issued/rules are notified.
- Figures for the quarter ended March 31, 2026 and March 31, 2025 are the balancing figures between audited figures in respect of the full financial year and published year to date figures upto the third quarter of the respective financial year.

For and on behalf of the Board

Mumbai
Date: April 24, 2026

Manish Tandon
CEO and Managing Director
DIN:07559939




Zensar Technologies Limited
Consolidated Statement of Cash Flows

Annexure I

Particulars	Year Ended	
	March 31, 2026	March 31, 2025
	Audited	Audited
Cash flow from operating activities		
Profit before tax	10,217	8,577
Adjustments for:		
Depreciation and amortisation expense	913	1,019
Employee share based payment expense	950	316
Profit on sale of investments	(233)	(174)
Net (gain) /loss in fair value of financial assets/liabilities measured at fair value through profit and loss	(292)	(305)
Income on financial assets measured at amortised cost	(115)	(115)
Interest income	(1,175)	(1,067)
Finance costs	103	155
(Profit) / loss on sale of property, plant and equipment (net)	(10)	(11)
Bad debts and advances written off, allowance for expected credit losses and doubtful advances (net)	14	110
Provision no longer required and credit balances written back	(138)	(159)
Foreign exchange (gain) / loss (net)	(109)	67
	(92)	(164)
Operating profit before working capital changes	10,125	8,413
Change in assets and liabilities		
(Increase)/decrease in trade receivables and unbilled revenues	(1,333)	(883)
(Increase)/ decrease in other assets	(163)	9
Increase/ (decrease) in trade payables, other liabilities and provisions	633	198
Increase/ (decrease) in employee benefit obligations	391	125
Cash generated from operating activities	9,653	7,862
Income taxes paid (net of refunds received)	(1,945)	(2,212)
Net cash generated from / (used in) operating activities	7,708	5,650
Cash flow from investing activities		
Purchases of property, plant and equipment, intangible assets and Intangible assets under development	(537)	(369)
Proceeds from sale of property, plant and equipment	16	16
Payment for business acquisition	(12)	(1,197)
Settlement received from earlier business combinations	-	91
Bank deposits placed	(6,774)	(7,286)
Bank deposits redeemed	4,852	5,648
Purchase of mutual funds and other investments	(57,930)	(39,814)
Proceeds from sale/ redemption of mutual funds and other investments	56,575	37,217
Interest income received	1,404	817
Net cash flows from / (used in) investing activities	(2,406)	(4,877)
Cash flow from financing activities		
Proceeds from issue of equity shares	2	2
Dividend paid (net)	(3,043)	(2,041)
Interest paid	(0)	(2)
Payment of lease liabilities	(403)	(604)
Payment for purchase of Treasury shares by Zensar Employees Welfare Trust	(566)	-
Net cash flows from / (used in) financing activities	(4,010)	(2,645)
Net increase/(decrease) in cash and cash equivalents	1,292	(1,872)
Effect of exchange differences on translation of cash and cash equivalents	163	69
Cash and bank balances on acquisition	-	79
Cash and cash equivalents at the beginning of the year	2,708	4,432
Cash and cash equivalents at the end of the year	4,163	2,708

