

To,
The Manager,
Department of Corporate Services- Compliances,
National Stock Exchange of India Limited
Exchange Plaza, Bandra Kurla Complex,
Bandra (East), Mumbai- 400 051

Ref Code: ZEAL Scrip ID: ZEAL

Subject: Press Release/Media Release

Dear Sir/Madam,

Please find enclosed herewith the Investor Presentation on the Unaudited Financial Results (Standalone and Consolidated) for the Half Year ended 30th September, 2024.

The above information and attachment is for your record and further dissemination.

Thanking you,
Yours Truly,

**For Zeal Global Services Limited
(Formerly Zeal Global Services Private Limited)**

MONAL
GUPTA

Digitally signed by
MONAL GUPTA
Date: 2024.11.16
17:32:09 +05'30'

**Monal Gupta
Company Secretary cum Compliance Officer
Membership No.: 29974**

Place: New Delhi
Date: 16.11.2024

Zeal Global Services Limited
(Formerly Zeal Global Services Private Limited)

ZEAL GLOBAL CORP

Zeal Global Services Limited

Investor Presentation

On Earning Of H1 FY25 &
Business Updates



Quick Overview Of Financial Growth Of The Company (Standalone Basis)

Delivers 80.80% growth in Revenue in H1 FY25 vis-à-vis H1 FY24

EBIDTA increased by approx. 79.46% in H1 FY25 vis-à-vis H1 FY24

Delivers 101.10 % growth in PBT in H1 FY25 vis-à-vis H1 FY24

Delivers 101.43% growth in PAT in H1 FY25 vis-à-vis H1 FY24

Deliver approx. 15% volume Growth in Cargo Business tonnage.



Incorporation Of A Subsidiary In UAE In The Name Of Zeal Global Services L.L.C-FZ

Appointment Of A GSSA By South African Airways
Airlines

ZEAL GLOBAL CORP



SOUTH AFRICAN AIRWAYS

A STAR ALLIANCE MEMBER 

Key Financial Highlights - Standalone

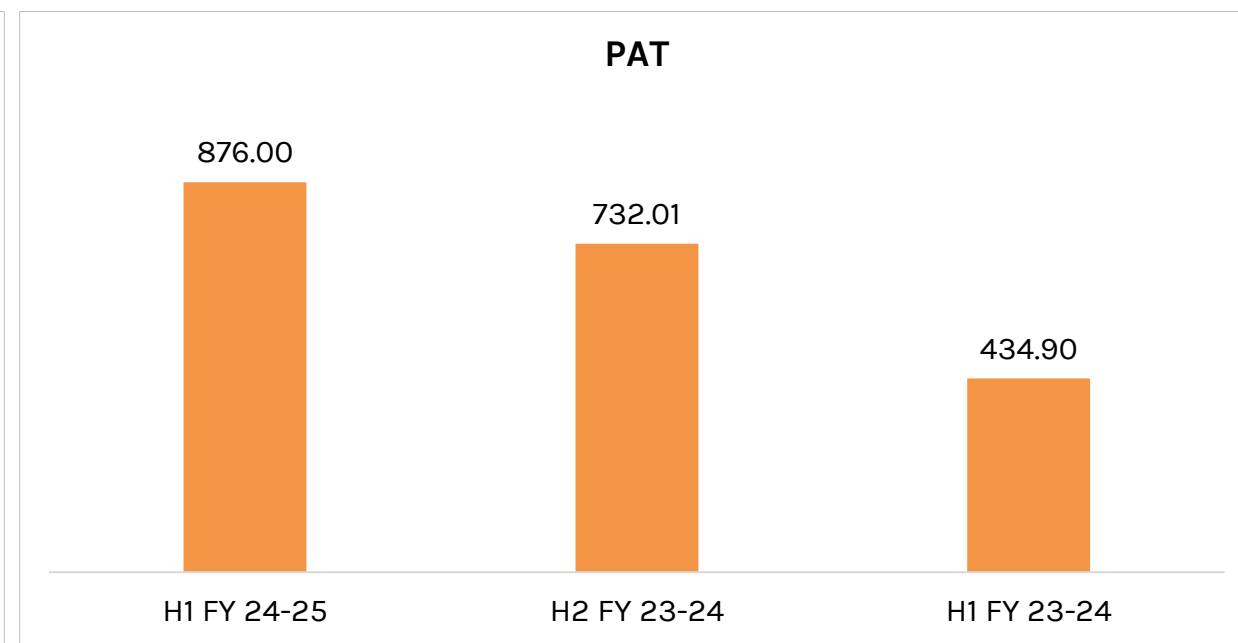
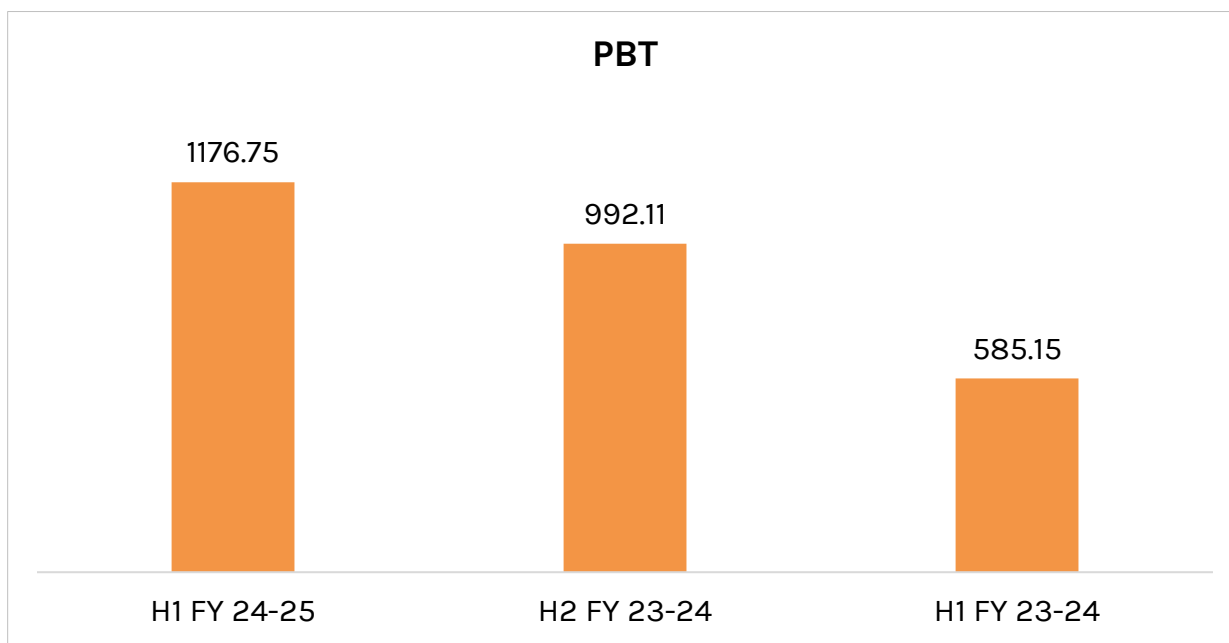
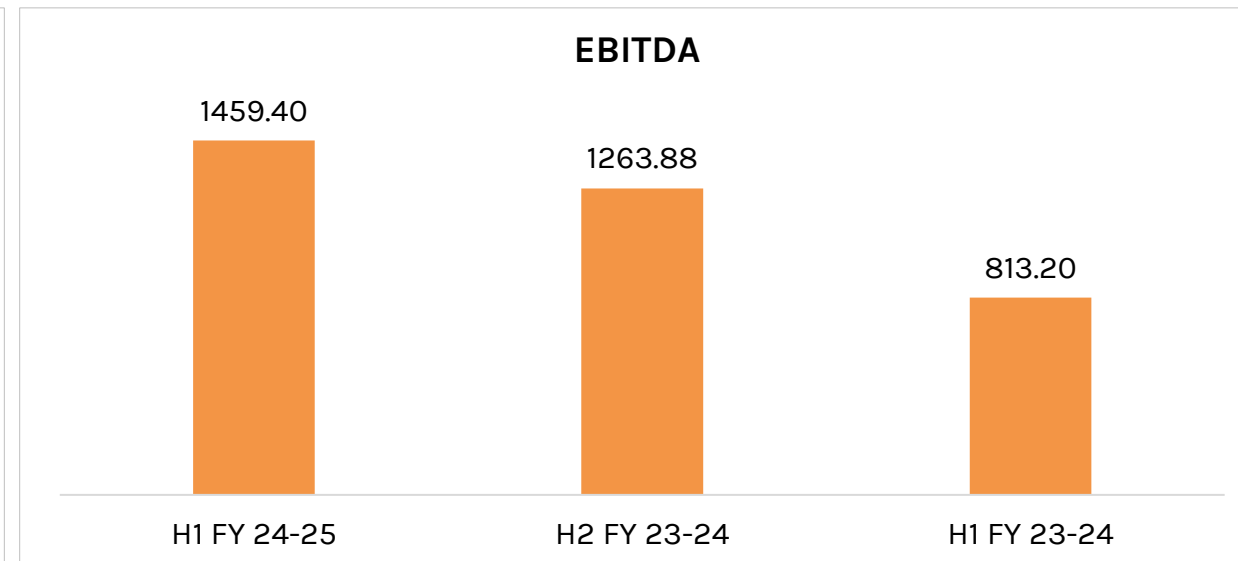
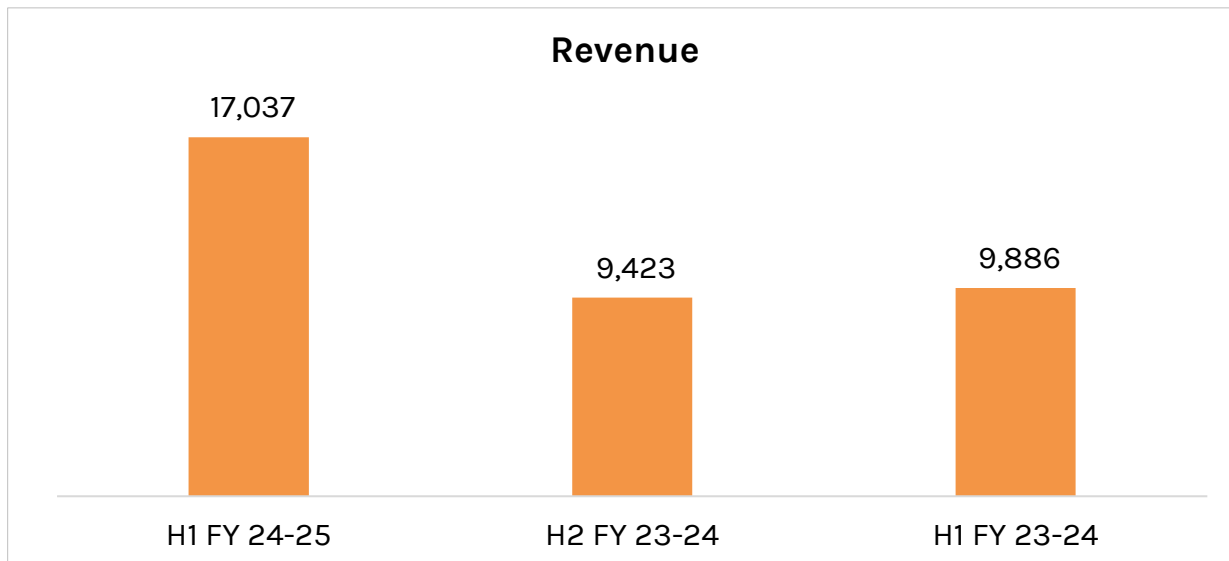
(In ₹ lacs)

Particulars	H1-FY24-25	H2 FY23-24	H1-FY23-24
Revenue From Operations	17,037.14	9,885.62	9,423.14
Other Income	208.99	174.43	56.61
Total	17,246.13	10,060.05	9,479.75
Earnings Before Interest, Taxes, Depreciation, and Amortization (EBITDA)	1,459.40	1,263.88	813.20
Finance Cost	18.20	64.11	122.69
Depreciation	264.45	207.66	105.36
Profit Before Tax (PBT)	1,176.75	992.11	585.15
Profit After Tax (PAT)	876.00	732.01	434.90

Key Financial Highlights - Consolidated

(In ₹ lacs)

Particulars	H1-FY24-25	H2 FY23-24	H1-FY23-24
Revenue From Operations	17,037.14	9,885.62	9,423.14
Other Income	208.99	174.43	56.61
Total	17,246.13	10,060.05	9,479.75
Earnings Before Interest, Taxes, Depreciation, and Amortization (EBITDA)	1,460.36	1,263.78	812.74
Finance Cost	18.20	64.11	122.69
Depreciation	264.45	207.66	105.36
Profit Before Tax (PBT)	1,177.71	992.01	584.69
Profit After Tax (PAT)	919.14	744.53	457.60



(All Amounts in ₹ Lacs)

Cargo Tonnage (In Kgs)

20,14,252



H1 FY 24-25

18,44,704



H2 FY 23-24

17,55,160



H1 FY 23-24

Passenger (No. of Passenger)

61,078



H1 FY 24-25

36,792



H2 FY 23-24

20,789



H1 FY 23-24

Some statements in this document that do not pertain to historical facts are forward-looking statements. These forward-looking statements are subject to various risks and uncertainties, including government actions, local, political, or economic developments, technological risks, and numerous other factors that could lead to actual results differing materially from those envisioned in the pertinent forward-looking statements. The Company bears no responsibility for actions taken based on such statements and assumes no obligation to publicly revise these forward-looking statements to account for subsequent events or circumstances.

WEBSITE

www.zeal-global.com

EMAIL

cs@zeal-global.com