

YBL/CS/2026-27/13

April 18, 2026

National Stock Exchange of India Limited

Exchange Plaza,
Plot no. C/1, G Block,
Bandra - Kurla Complex
Bandra (E), Mumbai - 400 051
NSE Symbol: YESBANK

BSE Limited

Corporate Relations Department
P.J. Towers, Dalal Street
Mumbai - 400 001
BSE Scrip Code: 532648

Dear Sir / Madam,

Sub.: Outcome of the Board Meeting - SEBI (Listing Obligations and Disclosure Requirements) Regulations, 2015 ("Listing Regulations")

Ref.: Reg. 30, 33, 52, 54 and other applicable provisions of the Listing Regulations

This is further to our intimation dated April 08, 2026, wherein the Bank had informed the Exchanges that the meeting of the Board of Directors of YES Bank Limited ("the Bank") will be held on Saturday, April 18, 2026, *inter alia*, to consider and approve Audited Standalone and Consolidated Financial Results of the Bank for the Quarter (Q4) and Year ended March 31, 2026.

In terms of Regulation 33 read with Regulation 52 and other applicable provisions of the Listing Regulations, if any, the Board of Directors of the Bank at its meeting held on **Saturday, April 18, 2026** had *inter alia*, considered and approved Audited Standalone and Consolidated Financial Results of the Bank for the Quarter (Q4) and Year ended March 31, 2026, together with line items as specified under Regulation 52(4) of the Listing Regulations, as applicable.

Accordingly, we enclose herewith the Audited Standalone and Consolidated Financial Results of the Bank for the Quarter (Q4) and Year ended March 31, 2026, along with Report of the Joint Statutory Auditors of the Bank. The Joint Statutory Auditors have issued the Audit Report with unmodified opinion on the standalone and consolidated financial results of the Bank for the year ended March 31, 2026. Hence, the Statement on Impact of Audit Qualifications is not applicable.

Pursuant to Regulation 52(7) of the Listing Regulations, we confirm that the issue proceeds of the non-convertible debt securities had been fully utilized and that there were no deviations in the use of the said proceeds from the objects stated in the Information Memorandum(s)/Disclosure Document(s).

Further, the Bank has no outstanding secured listed non-convertible debt securities as on March 31, 2026, and accordingly, the disclosure requirements in terms of Regulation 54 of the Listing Regulations are not applicable with respect to the extent and nature of security created and maintained and security cover available.

The Board Meeting commenced at 10:50 AM and the aforementioned financial matters concluded at 01:50 PM.

The weblink of BSE Limited and National Stock Exchange of India Limited providing the above information is being hosted on the Bank's website www.yes.bank.in pursuant to Listing Regulations, as amended.

You are requested to take the same on record and acknowledge the receipt.

Thanking you,

Yours faithfully,

For **YES BANK LIMITED**

Sanjay Abhyankar
Company Secretary

Encl: As above

G. M. Kapadia & Co.
Chartered Accountants
1007, Raheja Chambers
213, Nariman Point,
Mumbai 400 021

C N K & Associates LLP
Chartered Accountants
3rd Floor, Mistry Bhavan,
Dinshaw Vachha Road,
Churchgate, Mumbai 400 020

INDEPENDENT AUDITORS' REPORT ON THE STANDALONE FINANCIAL RESULTS OF YES BANK LIMITED PURSUANT TO THE REGULATIONS 33 AND REGULATION 52 READ WITH REGULATION 63(2) OF THE SECURITIES EXCHANGE BOARD OF INDIA (LISTING OBLIGATIONS AND DISCLOSURE REQUIREMENTS) REGULATIONS, 2015, AS AMENDED

To
The Board of Directors
YES BANK Limited
Mumbai

Opinion

We have audited the accompanying Standalone Financial Results of YES Bank Limited ("the Bank") for the year ended March 31, 2026 ("the Standalone Financial Results") attached herewith, being submitted by the Bank pursuant to the requirements of Regulation 33 and Regulation 52 read with Regulation 63(2) of the Securities Exchange Board of India (Listing Obligations and Disclosure Requirements) Regulations, 2015, as amended (the "Listing Regulations"), except for the disclosures relating to Pillar 3 under Basel III Capital Regulation, Leverage Ratio, Liquidity Coverage Ratio and Net Stable Funding Ratio as have been disclosed on the Bank's website and which have not been audited by us. These financial results have been approved by the Board of Directors on April 18, 2026.

In our opinion and to the best of our information and according to the explanations given to us, these Standalone Financial Results:

- a. are presented in accordance with the requirements of the Listing Regulations in this regard except for the disclosures relating to Pillar 3 under Basel III Capital Regulation, Leverage Ratio, Liquidity Coverage Ratio and Net Stable Funding Ratio as have been disclosed on the Bank's website and which have not been audited by us; and
- b. give a true and fair view in conformity with the recognition and measurement principles laid down in the applicable accounting standards prescribed under section 133 of the Companies Act, 2013 ("the Act") read along with the rules issued thereunder, the relevant provisions of the Banking Regulation Act, 1949, circulars, guidelines and directions issued by the Reserve Bank of India ("RBI") from time to time ("RBI Guidelines"), other accounting principles generally accepted in India of the net profit and other financial information for the year ended March 31, 2026.



Basis for Opinion

We conducted our audit in accordance with the Standards on Auditing (SAs) specified under section 143(10) of the Act. Our responsibilities under those Standards are further described in the Auditors' Responsibilities for the Audit of the Standalone Financial Results section of our report. We are independent of the Bank in accordance with the Code of Ethics issued by the Institute of Chartered Accountants of India together with the ethical requirements that are relevant to our audit of the Standalone Financial Results, and we have fulfilled our other ethical responsibilities in accordance with these requirements and the Code of Ethics. We believe that the audit evidence we have obtained is sufficient and appropriate to provide a basis for our audit opinion.

Board of Directors' Responsibility for the Standalone Financial Results

These Standalone Financial Results have been compiled from the Standalone Financial Statements and approved by Board of Directors. The Board of Directors are responsible for the preparation and presentation of these Standalone Financial Results that give a true and fair view of the net profit for the year ended March 31, 2026 along with other financial information of the Bank in accordance with the recognition and measurement principles laid down in Accounting Standards prescribed under section 133 of the Act read with relevant rules issued thereunder, the relevant provisions of the Banking Regulation Act, 1949, the RBI guidelines and other accounting principles generally accepted in India and in compliance with the Listing Regulations. This responsibility also includes maintenance of adequate accounting records in accordance with the provisions of the Act, Banking Regulations Act, 1949 and RBI Guidelines for safeguarding of the assets of the Bank and for preventing and detecting frauds and other irregularities; selection and application of appropriate accounting policies; making judgments and estimates that are reasonable and prudent; and design, implementation and maintenance of adequate internal financial controls that were operating effectively for ensuring the accuracy and completeness of the accounting records, relevant to the preparation and presentation of the Standalone Financial Results that give a true and fair view and are free from material misstatement, whether due to fraud or error.

In preparing the Standalone Financial Results, the Board of Directors are responsible for assessing the Bank's ability to continue as a going concern, disclosing, as applicable, matters related to going concern and using the going concern basis of accounting unless the Board of Directors either intends to liquidate the Bank or to cease operations, or has no realistic alternative but to do so.

The Board of Directors are also responsible for overseeing the Bank's financial reporting process.



Auditors' Responsibilities for the Audit of the Standalone Financial Results

Our objectives are to obtain reasonable assurance about whether the Standalone Financial Results as a whole are free from material misstatement, whether due to fraud or error, and to issue an auditors' report that includes our opinion. Reasonable assurance is a high level of assurance, but is not a guarantee that an audit conducted in accordance with SAs will always detect a material misstatement when it exists. Misstatements can arise from fraud or error and are considered material if, individually or in the aggregate, they could reasonably be expected to influence the economic decisions of users taken on the basis of these Standalone Financial Results.

As part of an audit in accordance with SAs, we exercise professional judgment and maintain professional skepticism throughout the audit. We also:

- Identify and assess the risks of material misstatement of the Standalone Financial Results, whether due to fraud or error, design and perform audit procedures responsive to those risks, and obtain audit evidence that is sufficient and appropriate to provide a basis for our opinion. The risk of not detecting a material misstatement resulting from fraud is higher than for one resulting from error, as fraud may involve collusion, forgery, intentional omissions, misrepresentations, or the override of internal control.
- Obtain an understanding of internal financial controls relevant to the audit in order to design audit procedures that are appropriate in the circumstances. Under section 143(3)(i) of the Act, we are also responsible for expressing our opinion through a separate report on whether the Bank has adequate internal financial controls with reference to the Standalone Financial Statements in place and the operating effectiveness of such controls.
- Evaluate the appropriateness of accounting policies used and the reasonableness of accounting estimates and related disclosures made by the Board of Directors.
- Conclude on the appropriateness of the Board of Directors' use of the going concern basis of accounting and, based on the audit evidence obtained, whether a material uncertainty exists related to events or conditions that may cast significant doubt on the Bank's ability to continue as a going concern. If we conclude that a material uncertainty exists, we are required to draw attention in our auditor's report to the related disclosures in the Standalone Financial Results or, if such disclosures are inadequate, to modify our opinion. Our conclusions are based on the audit evidence obtained up to the date of our auditors' report. However, future events or conditions may cause the Bank to cease to continue as a going concern.
- Evaluate the overall presentation, structure and content of the Standalone Financial Results, including the disclosures, and whether the Standalone Financial Results represent the underlying transactions and events in a manner that achieves fair presentation.



We communicate with those charged with governance regarding, among other matters, the planned scope and timing of the audit and significant audit findings, including any significant deficiencies in internal control that we identify during our audit.

We also provide those charged with governance with a statement that we have complied with relevant ethical requirements regarding independence, and to communicate with them all relationships and other matters that may reasonably be thought to bear on our independence, and where applicable, related safeguards.

Other Matter

- a) The Standalone Financial Results include the results for the quarter ended March 31, 2026 being the balancing figure between the audited figures in respect of the financial year ended March 31, 2026 and the published unaudited year to date figures up to the third quarter of the current financial year which were subject to limited review by us.

Our opinion on the Standalone Financial Results is not modified in respect of these matter.

For G.M.Kapadia & Co.
Chartered Accountants
(Registration No. 104767W)



Atul Shah
Atul Shah
Partner
(Membership No. 039569)
UDIN:26039569TKCWRE7454

Place: Mumbai
Date: April 18, 2026

For C N K & Associates LLP
Chartered Accountants
(Registration No. 101961W/ W100036)

Suresh Agaskar

Suresh Agaskar
Partner
(Membership No. 110321)
UDIN: 26110321FKBGKS8626



Place: Mumbai
Date: April 18, 2026

YES BANK Limited

Regd. Office: YES BANK House, Off Western Express Highway, Santacruz East, Mumbai - 400055, India

Website: www.yes.bank.in Email Id: shareholders@yes.bank.in

AUDITED STANDALONE FINANCIAL RESULTS FOR THE QUARTER AND YEAR ENDED MARCH 31, 2026

(₹ in Lakhs)

Sr No.	PARTICULARS	Quarter ended			Year ended	
		31.03.2026	31.12.2025	31.03.2025	31.03.2026	31.03.2025
		(Audited) (Note 17)	(Unaudited)	(Audited) (Note 17)	(Audited)	(Audited)
1	Interest earned (a)+(b)+(c)+(d)	765,090	754,322	761,613	3,016,883	3,089,491
(a)	Interest/discount on advances/bills	586,646	574,358	583,567	2,300,942	2,329,976
(b)	Income on investments	138,309	139,261	133,958	542,370	569,449
(c)	Interest on balances with Reserve Bank of India and other inter-bank funds	9,634	8,744	10,169	40,960	39,309
(d)	Others	30,501	31,959	33,919	132,611	150,757
2	Other Income (Note 6)	173,017	163,262	173,926	675,934	585,686
3	TOTAL INCOME (1+2)	938,107	917,584	935,539	3,692,817	3,675,177
4	Interest Expended	501,320	507,762	533,977	2,039,319	2,195,056
5	Operating Expenses (i)+(ii)	274,963	286,460	270,124	1,102,859	1,054,726
(i)	Payments to and provisions for employees	104,048	116,910	101,682	423,684	400,840
(ii)	Other operating expenses	170,915	169,550	168,442	679,175	653,886
6	TOTAL EXPENDITURE (4+5) (excluding provisions and contingencies)	776,283	794,222	804,101	3,142,178	3,249,782
7	Operating Profit (before Provisions and Contingencies) (3-6)	161,824	123,362	131,438	550,639	425,395
8	Provisions (other than Tax expense) and Contingencies (net) (Note 10)	18,755	2,189	31,807	91,239	108,561
9	Exceptional Items	-	-	-	-	-
10	Profit from ordinary activities before tax (7-8-9)	143,069	121,173	99,631	459,400	316,834
11	Tax Expense	36,227	26,011	25,819	111,841	76,248
12	Net profit from Ordinary Activities after tax (10-11)	106,842	95,162	73,812	347,559	240,586
13	Extraordinary Items (Net of tax)	-	-	-	-	-
14	NET PROFIT (12-13)	106,842	95,162	73,812	347,559	240,586
15	Paid-up equity Share Capital (Face value of ₹ 2 each)	627,595	627,569	627,082	627,595	627,082
16	Reserves & Surplus excluding revaluation reserves	-	-	-	4,478,606	4,150,923
17	Analytical ratios :					
(i)	Percentage of shares held by Government of India	Nil	Nil	Nil	Nil	Nil
(ii)	Capital Adequacy Ratio - Basel III	15.3%	14.5%	15.6%	15.3%	15.6%
(iii)	Earnings per share for the period (not annualized) / year (annualized) before and after extraordinary items					
	- Basic ₹	0.34	0.30	0.24	1.11	0.77
	- Diluted ₹	0.34	0.30	0.23	1.11	0.77
(iv)	NPA ratios (Note 7)					
(a)	Gross NPA	360,493	401,456	393,561	360,493	393,561
(b)	Net NPA	65,300	67,119	80,014	65,300	80,014
(c)	% of Gross NPA	1.3%	1.5%	1.6%	1.3%	1.6%
(d)	% of Net NPA	0.2%	0.3%	0.3%	0.2%	0.3%
(v)	Return on assets (average) (annualized) (Note 8)	1.0%	0.9%	0.7%	0.8%	0.6%
(vi)	Net worth *	5,106,201	5,014,043	4,778,005	5,106,201	4,778,005
(vii)	Outstanding redeemable preference shares	-	-	-	-	-
(viii)	Capital redemption reserve	-	-	-	-	-
(ix)	Debt Service Coverage Ratio	NA	NA	NA	NA	NA
(x)	Interest Service Coverage Ratio	NA	NA	NA	NA	NA
(xi)	Debt-equity ratio ⁵	0.72	0.70	0.72	0.72	0.72
(xii)	Total debts to total assets ⁵	13.8%	14.8%	16.9%	13.8%	16.9%

* Includes equity capital and reserves.

⁵ Debt represents borrowings with residual maturity of more than one year. Total debts represents total borrowings.



STANDALONE SEGMENTAL RESULTS

(₹ in Lakhs)

Sr No	PARTICULARS	Quarter ended			Year ended	
		31.03.2026	31.12.2025	31.03.2025	31.03.2026	31.03.2025
		(Audited) (Note 17)	(Unaudited)	(Audited) (Note 17)	(Audited)	(Audited)
1	Segment revenue					
(a)	Treasury	190,950	164,691	198,399	772,113	759,729
(b)	Corporate Banking	319,272	307,253	321,834	1,229,047	1,228,576
(c)	Retail Banking	393,480	386,464	390,381	1,542,126	1,509,067
	i. Digital Banking	21	15	8	57	29
	ii. Other Retail Banking	393,459	386,449	390,373	1,542,069	1,509,039
(d)	Other Banking Operations	31,557	26,038	30,034	101,264	100,396
(e)	Unallocated	1,872	8,681	3,492	11,130	5,133
	Total	937,131	893,127	944,140	3,655,680	3,602,901
	Add / (Less): Inter Segment Revenue	976	24,457	(8,601)	37,137	72,276
	Income from Operations	938,107	917,584	935,539	3,692,817	3,675,177
2	Segmental Results					
(a)	Treasury	75,834	59,513	80,077	276,003	229,244
(b)	Corporate Banking	81,673	76,844	83,022	314,471	279,100
(c)	Retail Banking	(31,796)	(30,480)	(76,492)	(164,893)	(214,050)
	i. Digital Banking	(44)	(46)	(27)	(169)	(92)
	ii. Other Retail Banking	(31,752)	(30,434)	(76,465)	(164,724)	(213,957)
(d)	Other Banking Operations	25,659	19,636	23,702	76,486	73,418
(e)	Unallocated	(8,301)	(4,340)	(10,678)	(42,667)	(50,878)
	Profit before Tax	143,069	121,173	99,631	459,400	316,834
3	Segment Assets					
(a)	Treasury	17,251,661	14,841,997	15,929,005	17,251,661	15,929,005
(b)	Corporate Banking	15,286,550	13,693,367	12,368,161	15,286,550	12,368,161
(c)	Retail Banking	13,362,115	13,049,346	12,913,525	13,362,115	12,913,525
	i. Digital Banking	159	165	176	159	176
	ii. Other Retail Banking	13,361,956	13,049,181	12,913,348	13,361,956	12,913,348
(d)	Other Banking Operations	26,754	25,118	31,159	26,754	31,159
(e)	Unallocated	983,376	990,880	1,100,380	983,376	1,100,380
	Total	46,910,456	42,600,708	42,342,230	46,910,456	42,342,230
4	Segment Liabilities					
(a)	Treasury	9,469,514	7,505,155	8,178,368	9,469,514	8,178,368
(b)	Corporate Banking	13,611,513	12,874,117	13,161,965	13,611,513	13,161,965
(c)	Retail Banking	18,654,319	17,121,137	16,152,694	18,654,319	16,152,694
	i. Digital Banking	1,487	880	256	1,487	256
	ii. Other Retail Banking	18,652,832	17,120,257	16,152,438	18,652,832	16,152,438
(d)	Other Banking Operations	8,683	7,116	9,170	8,683	9,170
(e)	Unallocated	60,226	79,140	62,028	60,226	62,028
	Capital and Reserves	5,106,201	5,014,043	4,778,005	5,106,201	4,778,005
	Total	46,910,456	42,600,708	42,342,230	46,910,456	42,342,230

1. The disclosure on segmental reporting has been prepared in accordance with Securities and Exchange Board of India (SEBI) Master circular no. SEBI/HO/CFD/PoD2/CIR/P/0155 November 11, 2024 read with circular No. CIR/CFD/FAC/62 /2016 dated July 5, 2016 on "Revised Formats for Financial Results and Implementation of Ind AS by Listed Entities".

2. Business Segments have been identified and reported taking into account the target customer profile, the nature of products and services, the differing risks and returns, the organisation structure, the internal business reporting structure, guidelines prescribed by the RBI and in accordance with the Accounting Standard 17 - "Segment Reporting". Accordingly, this disclosure has been prepared basis principles laid down in the regulatory guidelines which is distinct from the internal business segments reporting of the Bank.

3. Segment-wise principal activities:


Treasury includes investments, all financial market activities undertaken on behalf of the customers, proprietary trading, maintenance of reserve requirements and resource mobilisation from other banks and financial institutions.

Corporate Banking includes lending, deposit taking and other services offered to corporate customers.

Retail Banking includes lending, deposit taking and other services offered to retail customers and further includes low value of individual exposures identified as per RBI guidelines. Sub-segment 'Digital Banking' represents segment results pertaining to Digital Banking Units ('the DBUs') of the Bank.

Other Banking Operations include para banking activities like third party product distribution which is undertaken through branches, custody, clearing and demat operations etc.

4. The business of the Bank is largely concentrated in India. Business conducted through IFSC Banking Unit ('IBU') of the Bank situated in GIFT City, Gujarat is considered as overseas operation that is subject to different risks and returns than domestic operations of the Bank. Since revenue, result or assets emanating from the Bank's IBU operations do not meet disclosure threshold, there are no separate reportable geographical segments.



Notes:

1 STANDALONE STATEMENT OF ASSETS AND LIABILITIES

(₹ in Lakhs)

PARTICULARS	As at	As at
	31.03.2026 (Audited)	31.03.2025 (Audited)
CAPITAL AND LIABILITIES		
Capital	627,595	627,082
Reserves and surplus	4,478,606	4,150,923
Deposits	31,896,945	28,452,513
Borrowings	6,486,357	7,160,297
Other liabilities and provisions	3,420,953	1,951,415
Total	46,910,456	42,342,230
ASSETS		
Cash and balances with Reserve Bank of India	1,674,518	1,526,013
Balances with banks and money at call and short notice	2,088,314	1,279,890
Investments	8,813,982	8,510,448
Advances	27,344,455	24,618,847
Fixed assets	317,732	306,543
Other assets	6,671,455	6,100,489
Total	46,910,456	42,342,230

2 STANDALONE CASH FLOW STATEMENT

(₹ in Lakhs)

PARTICULARS	Year ended	
	31.03.2026 (Audited)	31.03.2025 (Audited)
Cash flow from Operating Activities		
Net profit before taxes	459,400	316,834
Adjustments for :		
ESOP Compensation Expense	6,389	6,758
Depreciation for the period	57,185	48,692
Amortization/(accretion) of premium/(discount) on investments (net)	(24,059)	(29,371)
Provision for / revaluation of investments	(74,871)	(38,522)
Provision for standard advances	36,967	(17,903)
Provision/write off of non performing advances	271,763	337,812
Other provisions	13,907	12,335
(Profit)/Loss on sale of land, building & other assets	511	1,528
	(i) 747,192	638,163
Adjustments for :		
Increase / (Decrease) in Deposits	3,444,431	1,815,296
Increase/(Decrease) in Other Liabilities	1,302,891	177,474
(Increase)/Decrease in Investments	185,990	(304,983)
(Increase)/Decrease in Advances	(2,997,371)	(2,176,711)
(Increase)/Decrease in Other assets	(666,623)	463,347
	(ii) 1,269,318	(25,577)
Payment of direct taxes	(iii) 104,788	(6,409)
Net cash generated from/ (used in) operating activities (A)	(i+ii+iii) 2,121,298	606,177
Cash flow from investing activities		
Purchase of fixed assets	(72,578)	(73,152)
Proceeds from sale of fixed assets	3,692	2,041
Investment in equity shares of the subsidiary company	-	(14,978)
(Increase)/Decrease in Held To Maturity (HTM) securities	(426,855)	939,839
Net cash generated/ (used in) from investing activities (B)	(495,741)	853,750



STANDALONE CASH FLOW STATEMENT (Continued)

(₹ in Lakhs)

PARTICULARS	Year ended	
	31.03.2026 (Audited)	31.03.2025 (Audited)
Cash flow from financing activities		
Increase / (Decrease) in Borrowings	(284,020)	(833,791)
Tier I/II Debt repaid during the period	(389,920)	-
Proceeds from issue of Share Capital (net of share issue expense)	3,400	288,165
Net cash generated from / (used in) financing activities (C)	(670,540)	(545,626)
Effect of exchange fluctuation on translation reserve (D)	1,912	(1,362)
Net Increase / (Decrease) in cash and cash equivalents (A+B+C+D)	956,929	912,939
Cash and cash equivalents as at April 1st	2,805,903	1,892,964
Cash and cash equivalents as at the year end	3,762,832	2,805,903

- 3 The above standalone financial results of YES BANK Limited ('the Bank') have been reviewed and recommended by the Audit Committee of the Board of Directors and approved and taken on record by the Board of Directors at their respective meetings held on April 17, 2026 and April 18, 2026. The financial results for the year ended March 31, 2026 and March 31, 2025 have been audited by the joint statutory auditors of the Bank (G. M. Kapadia & Co., Chartered Accountants and C N K & Associates LLP, Chartered Accountants) and they have issued an unmodified audit report thereon.
- 4 These standalone financial results have been prepared in accordance with the recognition and measurement principles as laid down in the accounting standards notified under section 133 of the Companies Act 2013 read together with the Companies (Accounting Standards) Rules, 2021 to the extent applicable, Generally Accepted Accounting Principles in India (Indian GAAP), the guidelines issued by the Reserve Bank of India ('RBI') from time to time and practices generally prevalent in the banking industry in India, and is in accordance with the extant requirements of Regulation 33 and Regulation 52 of the Securities and Exchange Board of India (Listing Obligations and Disclosure Requirements) Regulations, 2015, ('the LODR Regulations') as amended including relevant circulars issued by the Securities and Exchange Board of India ('SEBI') from time to time. The Bank has applied its significant accounting policies in the preparation of these financial results, consistent with those followed in the annual financial statements for the year ended March 31, 2026. Any application guidance / clarifications / circulars / directions issued by the RBI or other regulators are implemented prospectively as and when they become applicable, unless specifically required under those application guidance / clarifications / circulars / directions otherwise.
- 5 During the quarter and year ended March 31, 2026, the Bank has allotted 1,313,917 and 25,641,735 equity shares of ₹ 2/- each respectively, pursuant to the exercise of stocks options by employees under the approved employee stock option schemes.
- 6 Other income includes fees and commission earned from guarantees/letters of credit, loans, financial advisory fees, selling of third party products, earnings from foreign exchange transactions, profit/loss from sale of securities, fair valuation of investments, interest on income tax refund and miscellaneous income.
- 7 The disclosures for NPA referred to in point 17(iv) above correspond to Non Performing Advances.
- 8 Return on assets is computed using a simple average of total assets at the beginning and at the end of the relevant period.
- 9 On March 5, 2020, Central Government in terms of Section 45 of the Banking Regulation Act, 1949 ("BR Act") imposed moratorium on the Bank. Reserve Bank of India ('RBI') in exercise of its powers conferred under Section 36ACA of the BR Act superseded the then Board of Directors and appointed an Administrator to manage the affairs of the Bank w.e.f. March 5, 2020. Subsequently on March 13, 2020, through the 'YES Bank Limited Reconstruction Scheme, 2020' ("the Yes Bank Reconstruction Scheme"), the relevant authorities (i.e., Central Government in consultation with RBI) decided to "reconstitute" the Bank. Further, in terms of the Yes Bank Reconstruction Scheme, the Administrator was to continue in office until the Board of Directors mentioned in the Yes Bank Reconstruction Scheme assumed office, i.e., on March 26, 2020.

In light of the above, the Administrator, on behalf of the Bank, consequent to the invocation of Section 45 of the BR Act, and to protect the interest of the Bank and its depositors, was constrained to write down two tranches of the Additional Tier 1 Bonds ("AT-1 Bonds") issued in 2016 and 2017, in compliance with the contractual covenants and applicable RBI guidelines, on March 14, 2020.



Aggrieved by the said write down of AT-1 Bonds, AT-1 Bondholders filed various writ petition(s), civil suit(s), criminal and consumer complaint(s) across India challenging the decision of the Bank to write down the AT-1 Bonds since 2020. The same are pending adjudication, save and except the batch of writ petition(s) filed before the Hon'ble Bombay High Court and one writ petition before the Hon'ble Madras High Court (as mentioned below).

Judgment dated September 30, 2020 of the Hon'ble Madras High Court ("MHC"):

The RBI Master Circular on Basel III Capital Regulations, in so far as it relates to issuance and write down of AT-1 Bonds, was challenged before the Division Bench of the Hon'ble MHC in the Writ Petition titled *Piyush Bokaria Vs. Reserve Bank of India and Ors., (being W.P. (Civil) 12586 of 2020)*. The Hon'ble MHC vide its judgment dated September 30, 2020 upheld the validity of the RBI Master Circular in relation to the AT-1 Bonds. Additionally, with respect to the aspect of writing down of AT-1 Bonds, the Hon'ble MHC observed that one of the features of AT-1 Bonds is that they can be written-down before the equity shares bear losses and considering that the Petitioners purchased the AT-1 Bonds in the secondary market, they cannot claim to be ignorant of the terms and conditions thereof. The Hon'ble MHC also noted the loss absorbency feature of the AT-1 Bonds and dismissed the Writ Petition.

Judgment dated January 20, 2023 of the Hon'ble Bombay High Court ("BHC"):

Multiple writ petition(s) were filed before the Hon'ble BHC challenging the write down of AT-1 Bonds and the stock exchange intimation dated March 14, 2020 made in relation to the write down. The Hon'ble BHC vide its judgment dated January 20, 2023 set aside the stock exchange intimation and decision of the Bank to write down the AT-1 Bonds ("Judgment").

Proceedings before the Hon'ble Supreme Court of India ("Supreme Court"):

Aggrieved by the Judgment of the Hon'ble BHC, the Bank, the RBI and the Central Government have filed separate Special Leave Petition(s) ("SLPs") before the Hon'ble Supreme Court challenging the Judgment of the Hon'ble BHC. State Bank of India was also impleaded as party to this proceeding. Final arguments have concluded in the SLPs/Civil Appeals preferred by the Bank, RBI and the Central Government on February 26, 2026, before the Supreme Court and the matter is now reserved for judgement.

Given that the write down of the AT-1 Bonds was in accordance with the its terms and conditions and relevant regulations and as RBI and Central Government ("relevant authorities" in terms of the RBI Master Circular) have also filed SLPs challenging the Judgment of Hon'ble BHC, the Bank has estimated that there should not be any material financial impact of the matter under litigation. Upon final verdict of the Hon'ble Supreme Court, financial impact, if any, on the results and/or other financial information shall be accounted for in future reporting periods.

- 10 During Q4 FY26, in alignment with some of the evolving conservative provisioning practices, the Bank has proactively strengthened standard asset provisioning coverage by making a one-time provision of ₹ 341 crores. This does not reflect any deterioration in asset quality, impairment, or adverse credit development within the portfolio.
- 11 The Bank has no outstanding secured listed non-convertible debt securities as on March 31, 2026. Hence, the disclosure requirements of Regulation 54 of the LODR Regulations with respect to the extent and nature of security created and maintained and security cover available, are not applicable.
- 12 Details of resolution plans implemented under the Resolution Framework for COVID-19 related stress as per RBI circular dated August 6, 2020 (Resolution Framework 1.0) and May 5, 2021 (Resolution Framework 2.0) as at March 31, 2026 are given below:

	(A)	(B)	(C)	(D)	(E)
Type of borrower	Exposure to accounts classified as Standard consequent to implementation of resolution plan - Position as at the end of the previous half-year (A)	Of (A), aggregate debt that slipped into NPA during half-year	Of (A), amount written off during the half-year	Of (A), amount paid by the borrowers during the half-year	Exposure to accounts classified as Standard consequent to implementation of resolution plan - Position as at the end of this half-year
Personal Loans	3.59	0.05	0.07	1.08	2.39
Corporate Person's	42.96	-	-	12.37	30.59
Of which, MSME's	32.93	-	-	12.00	20.92
Others	148.01	7.48	0.13	8.25	132.14
Total	194.56	7.53	0.20	21.70	165.13

No Non-Fund Based Exposure outstanding as at the end of this half-year.

- 13 Details of loans transferred / acquired during the year ended March 31, 2026 under the Reserve Bank of India (Commercial Banks - Financial Statements: Presentation & Disclosures) Directions, 2025 are given below:
 - (i) Details of non-performing assets transferred during the year ended March 31, 2026 are given below:

Particulars	To Asset Reconstruction Companies (ARCs)	To permitted transferees	To other transferees
No of accounts	31,659	-	-
Aggregate principal outstanding of loans transferred (₹ in crore)	568.53	-	-
Weighted average residual tenor of the loans transferred (in years)	4	-	-
Net book value of loans transferred (at the time of transfer) (₹ in crore)	25.64	-	-
Aggregate consideration (₹ in crore)	76.17	-	-
Additional consideration realized in respect of accounts transferred in earlier years (₹ in crore)	-	-	-

1. Includes sale of Affordable Housing Finance Loans (AHFL) and Mortgage Loans.

2. Includes sale of written off loans (PL), Business Loans (BL) and Credit Cards (CC).



- (ii) On an aggregate basis, on account of NPAs transferred to ARCs excess provisions to the extent of ₹ 31.64 crores reversed to the profit and loss account during the year ended March 31, 2026. Further, on account of written off assets transferred to ARCs for full consideration of ₹ 18.89 crores received in cash.
- (iii) The Bank has not acquired any non-performing assets during the year ended March 31, 2026.
- (iv) The Bank has not transferred/acquired any Special Mention Accounts during the year ended March 31, 2026.
- (v) Net book value of the security receipts ('SRs') held by the Bank is Nil as on March 31, 2026 and hence rating wise distribution has not been disclosed.
- (vi) Details of loans not in default acquired, loans transferred/acquired through assignment/novation during the year ended March 31, 2026 are given below:

	Loans Acquired	Loans Sold
Aggregate amount of loans acquired (₹ in crore)	8,032.95	2,658.67
Weighted average residual maturity (in years)	7.00	9.65
Weighted average holding period by originator (in years)	1.00	0.46
Retention of beneficial economic interest by the originator	27.32%	39.86%
Tangible security coverage	96.80%	120.21%

- (vii) Rating wise distribution of rated loans transferred/acquired through assignment/novation during the year ended March 31, 2026 are given below:

(₹ in crore)			
Rating Agency	Ratings	Loans Acquired	Loans Sold
IND	AA+	252.00	-
CRISIL	AA-	400.00	-
ICRA	AA-	-	498.00
CRISIL	A+	190.00	456.77
CARE	A-	-	300.00
CRISIL	A-	75.00	-
IND	A-	200.00	-
ICRA	BBB+	100.00	1,100.00
CARE	BBB+	-	250.00
CRISIL	BBB+	70.00	-
-	Unrated	6,745.95	53.90
Total		8,032.95	2,658.67

- 14 As on March 31, 2026, the Bank has one subsidiary.
- 15 The Government of India has notified the Code on Wages, 2019, the Industrial Relations Code, 2020, the Code on Social Security, 2020, and the Occupational Safety, Health and Working Conditions Code, 2020 (collectively referred to as the "Labour Codes"), subsuming various existing labour laws. The Ministry of Labour & Employment has issued draft rules, clarifications and FAQs to facilitate implementation of the Labour Codes. Pending finalisation and full implementation of the Labour Codes and issuance of detailed rules/clarifications, the Bank has evaluated the potential impact on employee benefit obligations, particularly with respect to the definition of wages and its impact on retiral benefits. Based on its assessment, the Bank had considered the impact of the Labour Codes on employee benefit liabilities in December 2025. Subsequently, the Bank has revised salary structure, and will continue to monitor developments, finalisation of rules and clarifications and give effect as may be required.



16 Details of project under implementation as per Reserve Bank of India (Commercial Banks - Financial Statements: Presentation and Disclosures) Directions, 2025 is given below:

Sl. No	Item Description	Number of Accounts ⁵	Total outstanding (in ₹ crore) [#]
1	Projects under implementation accounts at the beginning of the quarter.	75	6,394.10
2	Projects under implementation accounts sanctioned during the quarter. ⁽¹⁾	9	264.12
3	Projects under implementation accounts where DCCO has been achieved during the quarter	13	2,528.60
4	Projects under implementation accounts at the end of the quarter. (1+2-3) *	73	4,522.02
5	Out of '4' - accounts in respect of which resolution process involving extension in original/extended DCCO, as the case may be has been invoked.	7	298.25
5.1	Out of '5' - accounts in respect of which Resolution plan has been implemented.	1	14.72
5.2	Out of '5' - accounts in respect of which Resolution plan is under implementation.	6	283.53
5.3	Out of '5' - accounts in respect of which Resolution plan has failed.	0	-
6	Out of '5', accounts in respect of which resolution process involving extension in original/extended DCCO, as the case may be has been invoked due to change in scope and size of the project.	0	-
7	Out of '5', account in respect of which cost overrun associated with extension in original/extended DCCO, as the case may be, was funded	0	-
7.1	Out of '7', accounts where SBCF was sanctioned during financial closure and renewed continuously	0	-
7.2	Out of '7', accounts where SBCF was not pre-sanctioned or renewed continuously	0	-
8	Out of '4' - accounts in respect of which resolution process not involving extension in original/extended DCCO, as the case may be has been invoked.	0	-
8.1	Out of '8' - accounts in respect of which Resolution plan has been implemented.	0	-
8.2	Out of '8' - accounts in respect of which Resolution plan is under implementation.	0	-
8.3	Out of '8' - accounts in respect of which Resolution plan has failed.	0	-

"Total Outstanding" represents only projects under implementation with Fund based Outstanding.

⁵ "Number of Accounts" represents Number of Projects under implementation. In Q3 FY26 Number of Contracts (Tranches) were reported, however from Q4 FY26 the approach has been changed to reporting Number of Projects under implementation instead of Contracts (Tranches).

⁽¹⁾ Projects under implementation disbursed during the quarter are reported under "Projects under implementation sanctioned during the quarter." This excludes tranches disbursed in the current quarter for existing projects.

*Includes quarterly movement of ₹ 392.4 crore in projects under implementation due to disbursements, repayments and reclassification.


Total Outstanding as at the beginning of the quarter is reported for "Projects under implementation accounts at the beginning of the quarter" & "Projects under implementation accounts where DCCO has been achieved during the quarter."

Total Outstanding as at the end of the quarter is reported for "Projects under implementation accounts sanctioned during the quarter" & "Projects under implementation accounts at the end of the quarter."

17 The figures of the last quarter in each of the years are the balancing figures between audited figures in respect of the full financial year and the unaudited published year to date figures up to the third quarter of the respective financial years.

18 Previous period figures have been regrouped /reclassified wherever necessary to conform to current period classification.

For YES BANK Limited



Vinay M. Tonse
Managing Director & CEO

Place: Mumbai
Date: April 18, 2026



G. M. Kapadia & Co.
Chartered Accountants
1007, Raheja Chambers
213, Nariman Point,
Mumbai 400 021

C N K & Associates LLP
Chartered Accountants
3rd Floor, Mistry Bhavan,
Dinshaw Vachha Road,
Churchgate, Mumbai 400 020

INDEPENDENT AUDITORS' REPORT ON THE CONSOLIDATED FINANCIAL RESULTS OF YES BANK LIMITED PURSUANT TO THE REGULATIONS 33 AND REGULATION 52 READ WITH REGULATION 63(2) OF THE SECURITIES EXCHANGE BOARD OF INDIA (LISTING OBLIGATIONS AND DISCLOSURE REQUIREMENTS) REGULATIONS, 2015, AS AMENDED

To,
The Board of Directors
YES BANK Limited
Mumbai.

Opinion

We have audited the accompanying Consolidated Financial Results of YES Bank Limited ("the Parent" or "the Bank") and its subsidiary (the Bank and its subsidiary together referred to as the "the Group") for the year ended March 31, 2026 ("the Consolidated Financial Results"), attached herewith, being submitted by the Bank pursuant to the requirements of Regulation 33 and Regulation 52 read with Regulation 63(2) of the Securities Exchange Board of India (Listing Obligations and Disclosure Requirements) Regulations, 2015, as amended ("Listing Regulations"), except for the consolidated Pillar 3 disclosure as at March 31, 2025, including leverage ratio, liquidity coverage ratio and net stable funding ratio under Basel III Capital Regulations as have been disclosed on the Bank's website and in respect of which a link has been provided in the Consolidated Financial Results and have not been audited by us. These financial results have been approved by the Board of Directors on April 18, 2026

In our opinion and to the best of our information and according to the explanations given to us and based on the consideration of report on separate audited financial statements of the subsidiary, the Consolidated Financial Results:

- (i) includes the annual financial results of the following entities:

Sr. No.	Name of the Entity	Relationship
1	YES Bank Limited	Parent
2	YES Securities (India) Limited	Subsidiary

- (ii) is presented in accordance with the requirements of Listing Regulations in this regard except for the disclosures relating to consolidated Pillar 3 disclosure as at March 31, 2026, including leverage ratio, liquidity coverage ratio and net stable funding ratio under Basel III Capital Regulations as have been disclosed on the Bank's website and in respect of which a link has been provided in the Consolidated Financial Results and have not been audited by us; and
- (iii) gives a true and fair view in conformity with the recognition and measurement principles laid down in the applicable accounting standards prescribed under section 133 of the Companies Act, 2013 ("The Act") read along with the rules issued thereunder, the relevant provisions of the Banking Regulation Act, 1949, the circulars, guidelines and directions issued by Reserve Bank of India (RBI) from time to time ("RBI Guidelines") and other accounting principles generally accepted in India, of the consolidated net profit and other financial information of the Group for the year ended March 31, 2026.



Basis for Opinion

We conducted our audit in accordance with the Standards on Auditing (SAs) specified under section 143(10) of the Act. Our responsibilities under those Standards are further described in the Auditor's Responsibilities for the Audit of the Consolidated Financial Results section of our report. We are independent of the Group in accordance with the Code of Ethics issued by the Institute of Chartered Accountants of India ("ICAI") together with the ethical requirements that are relevant to our audit of the Consolidated Financial Results, and we have fulfilled our other ethical responsibilities in accordance with these requirements and the Code of Ethics.

We believe that the audit evidence obtained by us and other auditors in terms of their report referred to in "Other Matters" paragraph below, is sufficient and appropriate to provide a basis for our opinion.

Board of Directors' Responsibility for the Consolidated Financial Results

These Consolidated Financial Results, which is the responsibility of the Board of Directors, has been compiled from the annual audited consolidated financial statements. The Bank's Board of Directors are responsible for the preparation and presentation of these Consolidated Financial Results that gives a true and fair view of the consolidated net profit for the year ended March 31, 2026 along with other financial information of the Group in accordance with the recognition and measurement principles laid down in the Accounting Standards prescribed under section 133 of the Act read with relevant rules issued thereunder, the relevant provisions of the Banking Regulation Act, 1949, the circulars, guidelines and directions issued by the Reserve Bank of India (RBI) from time to time ("RBI guidelines"), other accounting principles generally accepted in India and in compliance with the Listing Regulations. The respective Board of Directors of the entity included in the Group are responsible for maintenance of adequate accounting records in accordance with the provisions of the Act and the RBI Guidelines (as applicable) for safeguarding of the assets of the Group and for preventing and detecting frauds and other irregularities; selection and application of appropriate accounting policies; making judgments and estimates that are reasonable and prudent; and the design, implementation and maintenance of adequate internal financial controls, that were operating effectively for ensuring accuracy and completeness of the accounting records, relevant to the preparation and presentation of the respective financial results that give a true and fair view and are free from material misstatement, whether due to fraud or error, which have been used for the purpose of preparation of these Consolidated Financial Results by the Directors of the Bank, as aforesaid.

In preparing the Consolidated Financial Results, the respective Board of Directors of the entities included in the Group are responsible for assessing the ability of the Group to continue as a going concern, disclosing, as applicable, matters related to going concern and using the going concern basis of accounting unless the respective Board of Directors either intends to liquidate the respective entities included in the Group or to cease operations, or has no realistic alternative but to do so.

The respective Board of Directors of the entities included in the Group are responsible for overseeing the financial reporting process of the Group.



Auditors' Responsibilities for the Audit of the Consolidated Financial Results

Our objectives are to obtain reasonable assurance about whether the Consolidated Financial Results as a whole are free from material misstatement, whether due to fraud or error, and to issue an auditors' report that includes our opinion. Reasonable assurance is a high level of assurance but is not a guarantee that an audit conducted in accordance with SAs will always detect a material misstatement when it exists. Misstatements can arise from fraud or error and are considered material if, individually or in the aggregate, they could reasonably be expected to influence the economic decisions of users taken on the basis of the Consolidated Financial Results.

As part of an audit in accordance with SAs, we exercise professional judgment and maintain professional skepticism throughout the audit. We also:

- Identify and assess the risks of material misstatement of the Consolidated Financial Results, whether due to fraud or error, design and perform audit procedures responsive to those risks, and obtain audit evidence that is sufficient and appropriate to provide a basis for our opinion. The risk of not detecting a material misstatement resulting from fraud is higher than for one resulting from error, as fraud may involve collusion, forgery, intentional omissions, misrepresentations, or the override of Internal Control.
- Obtain an understanding of internal financial control relevant to the audit in order to design audit procedures that are appropriate in the circumstances. Under section 143(3) (i) of the Act, we are also responsible for expressing our opinion on whether the Bank has adequate internal financial controls with reference to Consolidated Financial Statements in place and the operating effectiveness of such controls.
- Evaluate the appropriateness of accounting policies used and the reasonableness of accounting estimates and related disclosures made by the Board of Directors.
- Conclude on the appropriateness of the Board of Directors' use of the going concern basis of accounting and, based on the audit evidence obtained, whether a material uncertainty exists related to events or conditions that may cast significant doubt on the ability of the Group to continue as a going concern. If we conclude that a material uncertainty exists, we are required to draw attention in our auditors' report to the related disclosures in the Consolidated Financial Results or, if such disclosures are inadequate, to modify our opinion. Our conclusions are based on the audit evidence obtained up to date of our auditor's report. However, future events or conditions may cause the Group to cease to continue as a going concern.
- Evaluate the overall presentation, structure and content of the Consolidated Financial Results, including the disclosures, and whether the Consolidated Financial Results represent the underlying transactions and events in a manner that achieves fair presentation.
- Obtain sufficient appropriate audit evidence regarding the financial information of the entities within the Group to express an opinion on the Consolidated Financial Results. We are responsible for the direction, supervision and performance of the audit of financial information of such entity included in the Consolidated Financial Results of which we are the independent auditors. For the other entity included in the Consolidated Financial Results, which have been audited by other auditors, are remain responsible for the direction, supervision and performance of the audits carried out by them. We remain solely responsible for our audit opinion.



We communicate with those charged with governance of the Bank included in the Consolidated Financial Results of which we are the independent auditors regarding, among other matters, the planned scope and timing of the audit and significant audit findings, including any significant deficiencies in internal control that we identify during our audit.

We also provide those charged with governance with a statement that we have complied with relevant ethical requirements regarding independence, and to communicate with them all relationships and other matters that may reasonably be thought to bear on our independence, and where applicable, related safeguards.

We also performed procedures in accordance with the circular issued by the Securities Exchange Board of India under Regulation 33(8) of the Listing Regulations, to the extent applicable.

Other Matters

- (a) The Consolidated Financial Results includes the audited financial results of one subsidiary, whose financial statements reflect Group's share of total assets of Rs. 1,49,947 Lakhs as at March 31, 2026, Group's share of total revenues of Rs. 37,338 Lakhs and Group's share of total net profit after tax of Rs. 3,647 Lakhs for the year ended March 31, 2026, and net cash outflow of Rs. 387 Lakhs as considered in the Consolidated Financial Results, which have been audited by its independent auditors. The independent auditors' report on financial statements of this subsidiary has been furnished to us by the management and our opinion on the Consolidated Financial Results, in so far as it relates to the amounts and disclosures included in respect of this subsidiary, is based solely on the report of such auditor and the procedures performed by us are as stated in paragraph above.
- (b) The Consolidated Financial Results includes the results for the quarter ended March 31, 2026, being the balancing figure between audited figures in respect of the financial year ended March 31, 2026 and the published unaudited year to date figures up to the third quarter of the current financial year which were subject to the limited review by us.

Our opinion on these Consolidated Financial Results is not modified in respect of the above matters.

For G.M.Kapadia & Co.
Chartered Accountants
(Registration No. 104767W)



Atul Shah
Partner
(Membership No. 039569)
UDIN:26039569DVQEGK1111

Place: Mumbai
Date: April 18, 2026



For C N K & Associates LLP
Chartered Accountants
(Registration No. 101961W/ W100036)



Suresh Agaskar
Partner
(Membership No. 110321)
UDIN: 26110321TGBUXQ8386

Place: Mumbai
Date: April 18, 2026



YES BANK Limited

Regd. Office: YES BANK House, Off Western Express Highway, Santacruz East, Mumbai - 400055, India
Website: www.yes.bank.in Email Id: shareholders@yes.bank.in

AUDITED CONSOLIDATED FINANCIAL RESULTS FOR THE QUARTER AND YEAR ENDED MARCH 31, 2026

(₹ in Lakhs)

Sr No.	PARTICULARS	Quarter ended			Year ended	
		31.03.2026 (Audited) (Note 12)	31.12.2025 (Unaudited)	31.03.2025 (Audited) (Note 12)	31.03.2026 (Audited)	31.03.2025 (Audited)
1	Interest earned (a)+(b)+(c)+(d)	766,227	755,281	762,320	3,020,845	3,091,881
(a)	Interest/ discount on advances/bills	586,646	574,354	583,468	2,300,819	2,329,522
(b)	Income on investments	138,309	139,261	133,958	542,370	569,449
(c)	Interest on balances with Reserve Bank of India and other inter-bank funds	9,634	8,744	10,169	40,960	39,309
(d)	Others	31,638	32,922	34,725	136,696	153,601
2	Other Income (Note 6)	181,587	171,950	181,465	708,430	615,681
3	TOTAL INCOME (1+2)	947,814	927,231	943,785	3,729,275	3,707,562
4	Interest Expended	502,970	509,303	535,195	2,045,028	2,199,837
5	Operating Expenses (i)+(ii)	281,140	293,920	276,239	1,128,666	1,076,771
(i)	Payments to and provisions for employees	107,914	121,993	105,309	440,136	414,167
(ii)	Other operating expenses	173,226	171,927	170,930	688,530	662,604
6	TOTAL EXPENDITURE (4+5) (excluding provisions and contingencies)	784,110	803,223	811,434	3,173,694	3,276,608
7	Operating Profit (before Provisions and Contingencies)(3-6)	163,704	124,008	132,351	555,581	430,954
8	Provisions (other than Tax expense) and Contingencies (net)	18,755	2,189	31,779	91,239	108,560
9	Exceptional Items	-	-	-	-	-
10	Profit from ordinary activities before tax (7-8-9)	144,949	121,819	100,572	464,342	322,394
11	Tax Expense	36,717	26,160	26,114	113,137	77,734
12	Net profit from Ordinary Activities after tax before Minority Interest (10-11)	108,232	95,659	74,458	351,205	244,660
13	Extraordinary Items (Net of tax)	-	-	-	-	-
14	Net profit after tax before Minority Interest (12-13)	108,232	95,659	74,458	351,205	244,660
15	Less: share of Minority Interest	13	4	5	34	11
16	NET PROFIT (14-15)	108,219	95,655	74,453	351,171	244,649
17	Paid-up equity Share Capital (Face value of ₹ 2 each)	627,595	627,569	627,082	627,595	627,082
18	Reserves & Surplus excluding revaluation reserves				4,488,250	4,156,159
19	Analytical ratios :					
(i)	Percentage of Shares held by Government of India	Nil	NIL	Nil	Nil	NIL
(ii)	Capital Adequacy ratio - Basel III	15.4%	14.6%	15.7%	15.4%	15.7%
(iii)	Earnings per share for the period (not annualized) / year (annualized) before and after extraordinary items					
	- Basic ₹	0.34	0.30	0.24	1.12	0.79
	- Diluted ₹	0.34	0.30	0.24	1.12	0.78
(iv)	NPA ratios (Note 7)					
(a)	Gross NPA	360,493	401,456	393,561	360,493	393,561
(b)	Net NPA	65,300	67,119	80,014	65,300	80,014
(c)	% of Gross NPA	1.3%	1.5%	1.6%	1.3%	1.6%
(d)	% of Net NPA	0.2%	0.3%	0.3%	0.2%	0.3%
(v)	Return on assets (average) (annualized) (Note 8)	1.0%	0.9%	0.7%	0.8%	0.6%



CONSOLIDATED SEGMENTAL RESULTS

(₹ in Lakhs)

Sr No	PARTICULARS	Quarter ended			Year ended	
		31.03.2026	31.12.2025	31.03.2025	31.03.2026	31.03.2025
		(Audited) (Note 12)	(Unaudited)	(Audited) (Note 12)	(Audited)	(Audited)
1	Segment revenue					
(a)	Treasury	190,950	164,691	198,399	772,113	759,729
(b)	Corporate Banking	320,411	308,217	326,625	1,233,266	1,232,296
(c)	Retail Banking	393,480	386,464	390,381	1,542,126	1,509,067
	i. Digital Banking	21	15	8	57	29
	ii. Other Retail Banking	393,459	386,449	390,373	1,542,069	1,509,039
(d)	Other Banking Operations	40,271	34,811	33,525	134,128	129,516
(e)	Unallocated	1,726	8,591	3,455	10,505	4,678
	Total	946,838	902,774	952,385	3,692,138	3,635,286
	Add / (Less): Inter Segment Revenue	976	24,457	(8,600)	37,137	72,276
	Income from Operations	947,814	927,231	943,785	3,729,275	3,707,562
2	Segmental Results					
(a)	Treasury	75,834	59,513	80,077	276,003	229,244
(b)	Corporate Banking	82,956	77,907	88,108	319,569	284,604
(c)	Retail Banking	(31,796)	(30,480)	(76,491)	(164,893)	(214,049)
	i. Digital Banking	(44)	(46)	(27)	(169)	(92)
	ii. Other Retail Banking	(31,752)	(30,434)	(76,464)	(164,724)	(213,957)
(d)	Other Banking Operations	26,400	19,312	19,593	76,954	73,928
(e)	Unallocated	(8,445)	(4,433)	(10,715)	(43,291)	(51,333)
	Profit before Tax	144,949	121,819	100,572	464,342	322,394
3	Segment Assets					
(a)	Treasury	17,324,953	14,902,907	15,981,725	17,324,953	15,981,725
(b)	Corporate Banking	15,286,462	13,693,312	12,360,728	15,286,462	12,360,728
(c)	Retail Banking	13,362,115	13,049,346	12,913,525	13,362,115	12,913,525
	i. Digital Banking	159	165	176	159	176
	ii. Other Retail Banking	13,361,956	13,049,181	12,913,348	13,361,956	12,913,348
(d)	Other Banking Operations	103,073	137,298	95,063	103,073	95,063
(e)	Unallocated	943,804	951,316	1,060,552	943,804	1,060,552
	Total	47,020,407	42,734,179	42,411,593	47,020,407	42,411,593
4	Segment Liabilities					
(a)	Treasury	9,528,239	7,586,276	8,215,215	9,528,239	8,215,215
(b)	Corporate Banking	13,611,403	12,874,013	13,150,852	13,611,403	13,150,852
(c)	Retail Banking	18,654,319	17,121,137	16,152,694	18,654,319	16,152,694
	i. Digital Banking	1,487	880	256	1,487	256
	ii. Other Retail Banking	18,652,832	17,120,257	16,152,438	18,652,832	16,152,438
(d)	Other Banking Operations	49,905	50,959	47,237	49,905	47,237
(e)	Unallocated	60,225	79,140	62,028	60,225	62,028
	Capital and Reserves	5,116,316	5,022,654	4,783,567	5,116,316	4,783,567
	Total	47,020,407	42,734,179	42,411,593	47,020,407	42,411,593

1. The disclosure on segmental reporting has been prepared in accordance with Securities and Exchange Board of India (SEBI) Master circular no. SEBI/HO/CFD/PoD2/CIR/P/0155 November 11, 2024 read with circular No. CIR/CFD/FAC/62 /2016 dated July 5, 2016 on "Revised Formats for Financial Results and Implementation of Ind AS by Listed Entities".

2. Business Segments have been identified and reported taking into account the target customer profile, the nature of products and services, the differing risks and returns, the organisation structure, the internal business reporting structure, guidelines prescribed by the RBI and in accordance with the Accounting Standard 17 - "Segment Reporting". Accordingly, this disclosure has been prepared basis principles laid down in the regulatory guidelines which is distinct from the internal business segments reporting of the Bank.

3. Segment-wise principal activities:

Treasury includes investments, all financial markets activities undertaken on behalf of the customers, proprietary trading, maintenance of reserve requirements and resource mobilisation from other banks and financial institutions.

Corporate Banking includes lending, deposit taking and other services offered to corporate customers.

Retail Banking includes lending, deposit taking and other services offered to retail customers and further includes low value of individual exposures identified as per RBI guidelines. Sub-segment 'Digital Banking' represents segment results pertaining to Digital Banking Units ('the DBUs') of the Bank.

Other Banking Operations include para banking activities like third party product distribution which is undertaken through branches, custody, clearing and demat operations, securities broking etc.

4. The business of the Group is largely concentrated in India. Business conducted through IFSC Banking Unit ('IBU') of the Bank situated in GIFT City, Gujarat is considered as overseas operation that is subject to different risks and returns than domestic operations of the Bank. Since revenue, result or assets emanating from the Bank's IBU operations are not identifiable, there are no separate reportable geographical segments.



Notes:

1 CONSOLIDATED STATEMENT OF ASSETS AND LIABILITIES

(₹ in Lakhs)

PARTICULARS	(₹ in Lakhs)	
	As at 31.03.2026 (Audited)	As at 31.03.2025 (Audited)
CAPITAL AND LIABILITIES		
Capital	627,595	627,082
Reserves and surplus	4,488,250	4,156,159
Minority interest	470	325
Deposits	31,896,923	28,442,003
Borrowings	6,545,082	7,197,145
Other liabilities and provisions	3,462,087	1,988,879
Total	47,020,407	42,411,593
ASSETS		
Cash and balances with Reserve Bank of India	1,674,518	1,526,013
Balances with banks and money at call and short notice	2,160,217	1,330,713
Investments	8,775,493	8,472,468
Advances	27,344,455	24,612,016
Fixed assets	319,782	307,840
Other assets	6,745,942	6,162,543
Total	47,020,407	42,411,593

2 CONSOLIDATED CASH FLOW STATEMENT

(₹ in Lakhs)

PARTICULARS	Year ended	
	31.03.2026 (Audited)	31.03.2025 (Audited)
Cash flow from Operating Activities		
Net profit before taxes	464,342	322,394
Adjustments for :		
ESOP Compensation Expense	7,301	6,940
Depreciation for the period	57,762	49,339
Amortization/ (accretion) of premium/ (discount) on investments (net)	(24,059)	(29,372)
Provision for / revaluation of investments	(74,871)	(38,523)
Provision for standard advances	36,967	(17,903)
Provision/ write off of non performing advances	271,763	337,812
Other provisions	13,907	12,335
(Profit)/Loss on sale of land, building & other assets	512	1,528
	(i) 753,624	644,550
Adjustments for :		
Increase / (Decrease) in Deposits	3,454,920	1,819,050
Increase/(Decrease) in Other Liabilities	1,305,114	169,986
(Increase)/Decrease in Investments	186,498	(290,820)
(Increase)/Decrease in Advances	(3,004,202)	(2,169,924)
(Increase)/Decrease in Other assets	(677,495)	471,559
	(ii) 1,264,835	(149)
Payment of direct taxes	(iii) 103,226	(5,761)
Net cash generated from/ (used in) operating activities (A)	(i+ii+iii) 2,121,685	638,640
Cash flow from investing activities		
Purchase of fixed assets	(73,907)	(74,174)
Proceeds from sale of fixed assets	3,692	2,040
(Increase) / Decrease in Held To Maturity (HTM) securities	(426,855)	924,862
Net cash generated / (used in) from investing activities (B)	(497,070)	852,728



CONSOLIDATED CASH FLOW STATEMENT (Continued)

(₹ in Lakhs)

PARTICULARS	Year ended	
	31.03.2026 (Audited)	31.03.2025 (Audited)
Cash flow from financing activities		
Increase / (Decrease) in Borrowings	(262,143)	(853,616)
Tier I/II Debt repaid during the period	(389,920)	-
Proceeds from issuance of Equity Shares (net of share issue expense)	3,400	288,165
Increase/ (decrease) in Minority Interest	145	326
Net cash generated from/ (used in) financing activities (C)	(648,518)	(565,125)
Effect of exchange fluctuation on translation reserve (D)	1,912	(1,362)
Net Increase/ (Decrease) in cash and cash equivalents (A+B+C+D)	978,009	924,881
Cash and cash equivalents as at April 1 st	2,856,726	1,931,845
Cash and cash equivalents as at the year end	3,834,735	2,856,726

- 3 The above consolidated financial results of YES BANK Limited ('the Bank') and its subsidiary (together referred to as 'the Group') have been reviewed and recommended by the Audit Committee of the Board of Directors and approved and taken on record by the Board of Directors at their respective meetings held on April 17, 2026 and April 18, 2026. The financial results for the year ended March 31, 2026 and March 31, 2025 have been audited by the joint statutory auditors of the Bank (G. M. Kapadia & Co., Chartered Accountants and C N K & Associates LLP, Chartered Accountants) and they have issued an unmodified audit report thereon.
- 4 These consolidated financial results have been prepared in accordance with the recognition and measurement principles as laid down in the accounting standards notified under section 133 of the Companies Act 2013 read together with Companies (Accounting Standards) Rules, 2021 to the extent applicable, Generally Accepted Accounting Principles in India (Indian GAAP), the guidelines issued by the Reserve Bank of India ('RBI') from time to time and practices generally prevalent in the banking industry in India, and is in accordance with the extant requirements of Regulation 33 and Regulation 52 of the Securities and Exchange Board of India (Listing Obligations and Disclosure Requirements) Regulations, 2015, ('the LODR Regulations') as amended including relevant circulars issued by the Securities and Exchange Board of India ('SEBI') from time to time. The Group has applied its significant accounting policies in the preparation of these financial results, consistent with those followed in the annual consolidated financial statements for the year ended March 31, 2026. Any application guidance / clarifications / circulars / directions issued by the RBI or other regulators are implemented prospectively as and when they become applicable, unless specifically required under those application guidance / clarifications / circulars / directions otherwise.
- 5 During the quarter and year ended March 31, 2026, the Bank has allotted 1,313,917 and 25,641,735 equity shares of ₹ 2/- each respectively, pursuant to the exercise of stocks options by employees under the approved employee stock option schemes.
- 6 Other income includes fees and commission earned from guarantees/letters of credit, loans, financial advisory fees, selling of third party products, earnings from foreign exchange transactions, profit/loss from sale of securities, fair valuation of investments, interest on income tax refund and miscellaneous income.
- 7 The disclosures for NPA referred to in point 19(iv) above correspond to Non Performing Advances.
- 8 Return on assets is computed using a simple average of total assets at the beginning and at the end of the relevant period.
- 9 As per RBI guidelines, banks are required to make consolidated Pillar 3 disclosures including Leverage Ratio, Liquidity Coverage Ratio and Net Stable Funding Ratio (NSFR) under the Basel III Framework. These disclosures have not been subjected to audit or review by the joint statutory auditors of the Bank. These disclosures would be made available on the Bank's website at <https://www.yes.bank.in/footer/regulatory-policies/regulatory-disclosures-section>.



- 10 On March 5, 2020, Central Government in terms of Section 45 of the Banking Regulation Act, 1949 ("BR Act") imposed moratorium on the Bank. Reserve Bank of India ("RBI") in exercise of its powers conferred under Section 36ACA of the BR Act superseded the then Board of Directors and appointed an Administrator to manage the affairs of the Bank w.e.f. March 5, 2020. Subsequently on March 13, 2020, through the 'YES Bank Limited Reconstruction Scheme, 2020' ("the Yes Bank Reconstruction Scheme"), the relevant authorities (i.e., Central Government in consultation with RBI) decided to "reconstitute" the Bank. Further, in terms of the Yes Bank Reconstruction Scheme, the Administrator was to continue in office until the Board of Directors mentioned in the Yes Bank Reconstruction Scheme assumed office, i.e., on March 26, 2020.

In light of the above, the Administrator, on behalf of the Bank, consequent to the invocation of Section 45 of the BR Act, and to protect the interest of the Bank and its depositors, was constrained to write down two tranches of the Additional Tier 1 Bonds ("AT-1 Bonds") issued in 2016 and 2017, in compliance with the contractual covenants and applicable RBI guidelines, on March 14, 2020.

Aggrieved by the said write down of AT-1 Bonds, AT-1 Bondholders filed various writ petition(s), civil suit(s), criminal and consumer complaint(s) across India challenging the decision of the Bank to write down the AT-1 Bonds since 2020. The same are pending adjudication, save and except the batch of writ petition(s) filed before the Hon'ble Bombay High Court and one writ petition before the Hon'ble Madras High Court (as mentioned below).

Judgment dated September 30, 2020 of the Hon'ble Madras High Court ("MHC"):

The RBI Master Circular on Basel III Capital Regulations, in so far as it relates to issuance and write down of AT-1 Bonds, was challenged before the Division Bench of the Hon'ble MHC in the Writ Petition titled Piyush Bokaria Vs. Reserve Bank of India and Ors., (being W.P. (Civil) 12586 of 2020). The Hon'ble MHC vide its judgment dated September 30, 2020 upheld the validity of the RBI Master Circular in relation to the AT-1 Bonds. Additionally, with respect to the aspect of writing down of AT-1 Bonds, the Hon'ble MHC observed that one of the features of AT-1 Bonds is that they can be written-down before the equity shares bear losses and considering that the Petitioners purchased the AT-1 Bonds in the secondary market, they cannot claim to be ignorant of the terms and conditions thereof. The Hon'ble MHC also noted the loss absorbency feature of the AT-1 Bonds and dismissed the Writ Petition.

Judgment dated January 20, 2023 of the Hon'ble Bombay High Court ("BHC"):

Multiple writ petition(s) were filed before the Hon'ble BHC challenging the write down of AT-1 Bonds and the stock exchange intimation dated March 14, 2020 made in relation to the write down. The Hon'ble BHC vide its judgment dated January 20, 2023 set aside the stock exchange intimation and decision of the Bank to write down the AT-1 Bonds ("Judgment").

Proceedings before the Hon'ble Supreme Court of India ("Supreme Court"):

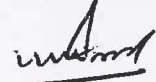
Aggrieved by the Judgment of the Hon'ble BHC, the Bank, the RBI and the Central Government have filed separate Special Leave Petition(s) ("SLPs") before the Hon'ble Supreme Court challenging the Judgment of the Hon'ble BHC. State Bank of India was also impleaded as party to this proceeding. Final arguments have concluded in the SLPs/Civil Appeals preferred by the Bank, RBI and the Central Government on February 26, 2026, before the Supreme Court and the matter is now reserved for judgement.

Given that the write down of the AT-1 Bonds was in accordance with its terms and conditions and relevant regulations and as RBI and Central Government ("relevant authorities" in terms of the RBI Master Circular) have also filed SLPs challenging the Judgment of Hon'ble BHC, the Bank has estimated that there should not be any material financial impact of the matter under litigation. Upon final verdict of the Hon'ble Supreme Court, financial impact, if any, on the results and/or other financial information shall be accounted for in future reporting periods.

- 11 During Q4 FY26, in alignment with some of the evolving conservative provisioning practices, the Bank has proactively strengthened standard asset provisioning coverage by making a one-time provision of ₹ 341 crores. This does not reflect any deterioration in asset quality, impairment, or adverse credit development within the portfolio.
- 12 The figures of the last quarter in each of the years are the balancing figures between audited figures in respect of the full financial year and the unaudited published year to date figures up to the third quarter of the respective financial years.
- 13 Previous period figures have been regrouped / reclassified wherever necessary to conform to current period classification.

Place: Mumbai
Date: April 18, 2026

For YES BANK Limited



Vinay M. Tonse
Managing Director & CEO

