



WEST COAST PAPER MILLS LTD.,

Registered & Works Office : Post Box No. 5, Bangur Nagar, Dandeli-581 325
Dist Uttar Kannada (Karnataka) - India

CORPORATE IDENTITY NO : L02101KA1955PLC001936 website : www.westcoastpaper.com
Ph : (08284) 231391 - 395 (5 lines) Fax : 08284-231225 (Admn. Office) 230443 (Works Office)

GSTIN 29AAACT4178N1Z0



ZZT:BM:253:SHARE:07
May 28, 2026

To:

BSE Limited
Corporate Services
Floor 25, P.J.Towers,
Dalal Street
MUMBAI – 400 001

To:

National Stock Exchange of India Ltd.
Listing Department
Exchange Plaza
Bandra-Kurla Complex,
Bandra [East]
MUMBAI-400 051

Dear Sirs,

SCRIPT CODE : BSE- 500444 / NSE - WSTCSTPAPR

Sub : Intimation of News Paper Advertisement – Financial Results as on 31.03.2026

We enclose herewith copy of News Paper advertisement published in following newspapers:

- 1) Business Standard – English
- 2) Karavali Munjavu – Kannada

Please take the above on record.

Thanking you,

Yours faithfully,

For WEST COAST PAPER MILLS LTD.

Brajmohan Prasad
Company Secretary
M. No : F7492

Encl: a.a.



Corporate Office : 31, Chowringhee Road, Kolkata - 700 016
Phone : (033) 2265 6271-78 (8 lines), Fax : (033) 2226 5242, Email : wcpm.sale@westcoastpaper.com



WEST COAST PAPER MILLS LIMITED

Your partner in progress....

(an ISO 9001 / ISO14001 / ISO 45001 Certified Company)

EXTRACT OF AUDITED CONSOLIDATED FINANCIAL RESULTS FOR THE QUARTER AND YEAR ENDED MARCH 31, 2026

(₹ in Crores)

Sl. No.	PARTICULARS	Quarter Ended			Year Ended	
		31.03.2026	31.12.2025	31.03.2025	31.03.2026	31.03.2025
		Audited	Unaudited	Audited	Audited	
1	Total Income from Operations	1245.30	1035.82	1041.29	4278.79	4062.29
2	Net Profit / (Loss) for the period (before Tax, Exceptional and/or Extraordinary items)	84.80	47.30	56.06	237.31	443.53
3	Net Profit / (Loss) for the period before tax (after Exceptional and/or Extraordinary items)	84.80	47.30	56.06	237.31	443.53
4	Net Profit / (Loss) for the period after tax (after Exceptional and/or Extraordinary items)	53.98	29.58	46.15	155.73	335.64
5	Net Profit / (Loss) for the period after tax (after Exceptional and/or Extraordinary items) (Share of the Owners of the Company)	51.85	26.86	43.99	150.60	311.15
6	Total Comprehensive Income for the period [Comprising Profit/ (Loss) for the period (after tax) and Other Comprehensive Income (after tax)]	40.28	33.04	37.54	154.47	328.44
7	Paid up Equity Share Capital (Face value: ₹ 2/- per share)	13.21	13.21	13.21	13.21	13.21
8	Reserves (excluding Revaluation Reserve)	-	-	-	3594.58	3478.21
9	Earnings per share (Basic / Diluted) (Face value : ₹ 2/- per share) EPS for the quarters are not annualised	7.85	4.07	6.66	22.80	47.11

Notes :

a) Key information on Standalone Audited Financial Results

(₹ in Crores)

PARTICULARS	Quarter Ended			Year Ended	
	31.03.2026	31.12.2025	31.03.2025	31.03.2026	31.03.2025
	Audited	Unaudited	Audited	Audited	
Total Income from Operations	707.33	590.77	631.04	2498.49	2511.35
Profit before Tax	76.14	33.35	53.76	228.02	366.82
Profit after Tax	48.86	18.61	41.39	153.53	284.71
Total Comprehensive Income/(Loss) for the period	41.79	19.69	36.65	152.49	279.01

b) The above is an extract of the detailed format of Audited Financial Results for the Quarter / Year ended on March 31, 2026 filed with the Stock Exchanges under Regulation 33 of the SEBI (Listing Obligations and Disclosure Requirements) Regulations, 2015. The detailed financial results and this extract were reviewed by the Audit Committee and approved by the Board of Directors at the meeting held on May 27, 2026. The full format of the Standalone and Consolidated Financial Results for the Quarter / Year ended on March 31, 2026 are available on the Stock Exchange websites www.nseindia.com and www.bseindia.com and on the Company's website i.e., www.westcoastpaper.com. As required under Regulation 47 of the SEBI LODR Regulations read with SEBI notification dated December 12, 2024, same can be accessed by scanning the below QR code (Quick Response code).

c) The Board of Directors has recommended dividend of ₹ 3/- per share (150 %) on Equity Share of ₹ 2/- each for the year ended March 31, 2026, Previous Year ₹ 5/- per share (250%).

Scan QR Code
to read detailed
Financial Results



By Order of the Board
For WEST COAST PAPER MILLS LIMITED
RAJENDRA JAIN

EXECUTIVE DIRECTOR (WHOLE-TIME DIRECTOR)

Place : Dandeli
Date : May 27, 2026

Regd. Office : Bangur Nagar, Dandeli - 581 325, District : Uttar Kannada (Karnataka), Phone : (08284) 231391-395 (5 Lines)
CIN : L02101KA1955PLC001936, GSTN: 29AAACT4179N1Z0, E-mail : co.sec@westcoastpaper.com • Website : www.westcoastpaper.com



WEST COAST PAPER MILLS LIMITED

Your partner in progress....

(an ISO 9001 / ISO14001 / ISO 45001 Certified Company)

EXTRACT OF AUDITED CONSOLIDATED FINANCIAL RESULTS FOR THE QUARTER AND YEAR ENDED MARCH 31, 2026

(₹ in Crores)

Sl. No.	PARTICULARS	Quarter Ended			Year Ended	
		31.03.2026	31.12.2025	31.03.2025	31.03.2026	31.03.2025
		Audited	Unaudited	Audited	Audited	
1	Total Income from Operations	1245.30	1035.82	1041.29	4278.79	4062.29
2	Net Profit / (Loss) for the period (before Tax, Exceptional and/or Extraordinary items)	84.80	47.30	56.06	237.31	443.53
3	Net Profit / (Loss) for the period before tax (after Exceptional and/or Extraordinary items)	84.80	47.30	56.06	237.31	443.53
4	Net Profit / (Loss) for the period after tax (after Exceptional and/or Extraordinary items)	53.98	29.58	46.15	155.73	335.64
5	Net Profit / (Loss) for the period after tax (after Exceptional and/or Extraordinary items) (Share of the Owners of the Company)	51.85	26.86	43.99	150.60	311.15
6	Total Comprehensive Income for the period [Comprising Profit/ (Loss) for the period (after tax) and Other Comprehensive Income (after tax)]	40.28	33.04	37.54	154.47	328.44
7	Paid up Equity Share Capital (Face value: ₹ 2/- per share)	13.21	13.21	13.21	13.21	13.21
8	Reserves (excluding Revaluation Reserve)	-	-	-	3594.58	3478.21
9	Earnings per share (Basic / Diluted) (Face value : ₹ 2/- per share) EPS for the quarters are not annualised	7.85	4.07	6.66	22.80	47.11

Notes :

a) Key information on Standalone Audited Financial Results

(₹ in Crores)

PARTICULARS	Quarter Ended			Year Ended	
	31.03.2026	31.12.2025	31.03.2025	31.03.2026	31.03.2025
	Audited	Unaudited	Audited	Audited	
Total Income from Operations	707.33	590.77	631.04	2498.49	2511.35
Profit before Tax	76.14	33.35	53.76	228.02	366.82
Profit after Tax	48.86	18.61	41.39	153.53	284.71
Total Comprehensive Income/(Loss) for the period	41.79	19.69	36.85	152.49	279.01

b) The above is an extract of the detailed format of Audited Financial Results for the Quarter / Year ended on March 31, 2026 filed with the Stock Exchanges under Regulation 33 of the SEBI (Listing Obligations and Disclosure Requirements) Regulations, 2015. The detailed financial results and this extract were reviewed by the Audit Committee and approved by the Board of Directors at the meeting held on May 27, 2026. The full format of the Standalone and Consolidated Financial Results for the Quarter / Year ended on March 31, 2026 are available on the Stock Exchange websites www.nseindia.com and www.bseindia.com and on the Company's website i.e., www.westcoastpaper.com. As required under Regulation 47 of the SEBI LODR Regulations read with SEBI notification dated December 12, 2024, same can be accessed by scanning the below QR code (Quick Response code).

c) The Board of Directors has recommended dividend of ₹ 3/- per share (150 %) on Equity Share of ₹ 2/- each for the year ended March 31, 2026, Previous Year ₹ 5/- per share (250%).

Scan QR Code
to read detailed
Financial Results



By Order of the Board
For WEST COAST PAPER MILLS LIMITED
RAJENDRA JAIN
EXECUTIVE DIRECTOR (WHOLE-TIME DIRECTOR)

Place : Dandell
Date : May 27, 2026

Regd. Office : Bangur Nagar, Dandell - 581 325, District : Uttar Kannada (Karnataka), Phone : (08284) 231391-395 (5 Lines)
CIN : L02101KA1955PLC001936, GSTIN: 29AAACT4179N1Z0, E-mail : co.sec@westcoastpaper.com • Website : www.westcoastpaper.com



WEST COAST PAPER MILLS LIMITED

Your partner in progress....

(an ISO 9001 / ISO14001 / ISO 45001 Certified Company)

EXTRACT OF AUDITED CONSOLIDATED FINANCIAL RESULTS FOR THE QUARTER AND YEAR ENDED MARCH 31, 2026

(₹ in Crores)

Sl. No.	PARTICULARS	Quarter Ended			Year Ended	
		31.03.2026	31.12.2025	31.03.2025	31.03.2026	31.03.2025
		Audited	Unaudited	Audited	Audited	
1	Total Income from Operations	1245.30	1035.82	1041.29	4278.79	4062.29
2	Net Profit / (Loss) for the period (before Tax, Exceptional and/or Extraordinary items)	84.80	47.30	56.06	237.31	443.53
3	Net Profit / (Loss) for the period before tax (after Exceptional and/or Extraordinary items)	84.80	47.30	56.06	237.31	443.53
4	Net Profit / (Loss) for the period after tax (after Exceptional and/or Extraordinary items)	53.98	29.58	46.15	155.73	335.64
5	Net Profit / (Loss) for the period after tax (after Exceptional and/or Extraordinary items) (Share of the Owners of the Company)	51.85	26.86	43.99	150.60	311.15
6	Total Comprehensive Income for the period [Comprising Profit/ (Loss) for the period (after tax) and Other Comprehensive Income (after tax)]	40.28	33.04	37.54	154.47	328.44
7	Paid up Equity Share Capital (Face value: ₹ 2/- per share)	13.21	13.21	13.21	13.21	13.21
8	Reserves (excluding Revaluation Reserve)	-	-	-	3594.58	3478.21
9	Earnings per share (Basic / Diluted) (Face value : ₹ 2/- per share) EPS for the quarters are not annualised	7.85	4.07	6.66	22.80	47.11

Notes :

a) Key information on Standalone Audited Financial Results

(₹ in Crores)

PARTICULARS	Quarter Ended			Year Ended	
	31.03.2026	31.12.2025	31.03.2025	31.03.2026	31.03.2025
	Audited	Unaudited	Audited	Audited	
Total Income from Operations	707.33	590.77	631.04	2498.49	2511.35
Profit before Tax	76.14	33.35	53.76	228.02	366.82
Profit after Tax	48.86	18.61	41.39	153.53	284.71
Total Comprehensive Income/(Loss) for the period	41.79	19.69	36.85	152.49	279.01

b) The above is an extract of the detailed format of Audited Financial Results for the Quarter / Year ended on March 31, 2026 filed with the Stock Exchanges under Regulation 33 of the SEBI (Listing Obligations and Disclosure Requirements) Regulations, 2015. The detailed financial results and this extract were reviewed by the Audit Committee and approved by the Board of Directors at the meeting held on May 27, 2026. The full format of the Standalone and Consolidated Financial Results for the Quarter / Year ended on March 31, 2026 are available on the Stock Exchange websites www.nseindia.com and www.bseindia.com and on the Company's website i.e., www.westcoastpaper.com. As required under Regulation 47 of the SEBI LODR Regulations read with SEBI notification dated December 12, 2024, same can be accessed by scanning the below QR code (Quick Response code).

c) The Board of Directors has recommended dividend of ₹ 3/- per share (150 %) on Equity Share of ₹ 2/- each for the year ended March 31, 2026, Previous Year ₹ 5/- per share (250%).

Scan QR Code
to read detailed
Financial Results



By Order of the Board
For WEST COAST PAPER MILLS LIMITED
RAJENDRA JAIN
EXECUTIVE DIRECTOR (WHOLE-TIME DIRECTOR)

Place : Dandell
Date : May 27, 2026

Regd. Office : Bangur Nagar, Dandell - 581 325, District : Uttar Kannada (Karnataka), Phone : (08284) 231391-395 (5 Lines)
CIN : L02101KA1955PLC001936, GSTIN: 29AAACT4179N1Z0, E-mail : co.sec@westcoastpaper.com • Website : www.westcoastpaper.com



WEST COAST PAPER MILLS LIMITED

Your partner in progress....

(an ISO 9001 / ISO14001 / ISO 45001 Certified Company)

EXTRACT OF AUDITED CONSOLIDATED FINANCIAL RESULTS FOR THE QUARTER AND YEAR ENDED MARCH 31, 2026

(₹ in Crores)

Sl. No.	PARTICULARS	Quarter Ended			Year Ended	
		31.03.2026	31.12.2025	31.03.2025	31.03.2026	31.03.2025
		Audited	Unaudited	Audited	Audited	
1	Total Income from Operations	1245.30	1035.82	1041.29	4278.79	4062.29
2	Net Profit / (Loss) for the period (before Tax, Exceptional and/or Extraordinary items)	84.80	47.30	56.06	237.31	443.53
3	Net Profit / (Loss) for the period before tax (after Exceptional and/or Extraordinary items)	84.80	47.30	56.06	237.31	443.53
4	Net Profit / (Loss) for the period after tax (after Exceptional and/or Extraordinary items)	53.98	29.58	46.15	155.73	335.64
5	Net Profit / (Loss) for the period after tax (after Exceptional and/or Extraordinary items) (Share of the Owners of the Company)	51.85	26.86	43.99	150.60	311.15
6	Total Comprehensive Income for the period [Comprising Profit/ (Loss) for the period (after tax) and Other Comprehensive Income (after tax)]	40.28	33.04	37.54	154.47	328.44
7	Paid up Equity Share Capital (Face value: ₹ 2/- per share)	13.21	13.21	13.21	13.21	13.21
8	Reserves (excluding Revaluation Reserve)	-	-	-	3594.58	3478.21
9	Earnings per share (Basic / Diluted) (Face value : ₹ 2/- per share) EPS for the quarters are not annualised	7.85	4.07	6.66	22.80	47.11

Notes:

a) Key information on Standalone Audited Financial Results

(₹ in Crores)

PARTICULARS	Quarter Ended			Year Ended	
	31.03.2026	31.12.2025	31.03.2025	31.03.2026	31.03.2025
	Audited	Unaudited	Audited	Audited	
Total Income from Operations	707.33	590.77	631.04	2498.49	2511.35
Profit before Tax	76.14	33.35	53.76	228.02	366.82
Profit after Tax	48.86	18.61	41.39	153.53	284.71
Total Comprehensive Income/(Loss) for the period	41.79	19.69	36.65	152.49	279.01

b) The above is an extract of the detailed format of Audited Financial Results for the Quarter / Year ended on March 31, 2026 filed with the Stock Exchanges under Regulation 33 of the SEBI (Listing Obligations and Disclosure Requirements) Regulations, 2015. The detailed financial results and this extract were reviewed by the Audit Committee and approved by the Board of Directors at the meeting held on May 27, 2026. The full format of the Standalone and Consolidated Financial Results for the Quarter / Year ended on March 31, 2026 are available on the Stock Exchange websites www.nseindia.com and www.bseindia.com and on the Company's website i.e., www.westcoastpaper.com. As required under Regulation 47 of the SEBI LODR Regulations read with SEBI notification dated December 12, 2024, same can be accessed by scanning the below QR code (Quick Response code).

c) The Board of Directors has recommended dividend of ₹ 3/- per share (150 %) on Equity Share of ₹ 2/- each for the year ended March 31, 2026, Previous Year ₹ 5/- per share (250%).

Scan QR Code
to read detailed
Financial Results



By Order of the Board
For WEST COAST PAPER MILLS LIMITED

RAJENDRA JAIN

EXECUTIVE DIRECTOR (WHOLE-TIME DIRECTOR)

Place : Dandeli
Date : May 27, 2026

Regd. Office : Bangur Nagar, Dandeli - 581 325, District : Uttar Kannada (Karnataka), Phone : (08284) 231391-395 (5 Lines)

CIN : L02101KA1955PLC001936, GSTIN: 29AAACT4179N1ZO, E-mail : co.sec@westcoastpaper.com • Website : www.westcoastpaper.com

Sl. No.		PARTICULARS	Quarter Ended			Year Ended	
			31.03.2026	31.12.2025	31.03.2025	31.03.2026	31.03.2025
			Audited	Unaudited	Audited	Audited	
1	Total Income from Operations		1245.30	1035.82	1041.29	4278.79	4062.29
2	Net Profit / (Loss) for the period (before Tax, Exceptional and/or Extraordinary items)		84.80	47.30	56.06	237.31	443.53
3	Net Profit / (Loss) for the period before tax (after Exceptional and/or Extraordinary items)		84.80	47.30	56.06	237.31	443.53
4	Net Profit / (Loss) for the period after tax (after Exceptional and/or Extraordinary items)		53.98	29.58	46.15	155.73	335.64
5	Net Profit / (Loss) for the period after tax (after Exceptional and/or Extraordinary items) (Share of the Owners of the Company)		51.85	26.86	43.99	150.60	311.15
6	Total Comprehensive Income for the period [Comprising Profit/ (Loss) for the period (after tax) and Other Comprehensive Income (after tax)]		40.28	33.04	37.54	154.47	328.44
7	Paid up Equity Share Capital (Face value: ₹ 2/- per share)		13.21	13.21	13.21	13.21	13.21
8	Reserves (excluding Revaluation Reserve)		-	-	-	3594.58	3478.21
9	Earnings per share (Basic / Diluted) (Face value : ₹ 2/- per share) EPS for the quarters are not annualised		7.85	4.07	6.66	22.80	47.11

(₹ in Crores)

Notes :


a) Key information on Standalone Audited Financial Results (₹ in Crores)

PARTICULARS	Quarter Ended			Year Ended	
	31.03.2026	31.12.2025	31.03.2025	31.03.2026	31.03.2025
	Audited	Unaudited	Audited	Audited	
Total Income from Operations	707.33	590.77	631.04	2498.49	2511.35
Profit before Tax	76.14	33.35	53.76	228.02	366.82
Profit after Tax	48.86	18.61	41.39	153.53	284.71
Total Comprehensive Income/(Loss) for the period	41.79	19.69	36.65	152.49	279.01

b) The above is an extract of the detailed format of Audited Financial Results for the Quarter / Year ended on March 31, 2026 filed with the Stock Exchanges under Regulation 33 of the SEBI (Listing Obligations and Disclosure Requirements) Regulations, 2015. The detailed financial results and this extract were reviewed by the Audit Committee and approved by the Board of Directors at the meeting held on May 27, 2026. The full format of the Standalone and Consolidated Financial Results for the Quarter / Year ended on March 31, 2026 are available on the Stock Exchange websites www.nseindia.com and www.bseindia.com and on the Company's website i.e., www.westcoastpaper.com. As required under Regulation 47 of the SEBI LODR Regulations read with SEBI notification dated December 12, 2024, same can be accessed by scanning the below QR code (Quick Response code).

c) The Board of Directors has recommended dividend of ₹ 3/- per share (150 %) on Equity Share of ₹ 2/- each for the year ended March 31, 2026, Previous Year ₹ 5/- per share (250%).

Scan QR Code
to read detailed
Financial Results



By Order of the Board
For WEST COAST PAPER MILLS LIMITED
RAJENDRA JAIN
EXECUTIVE DIRECTOR (WHOLE-TIME DIRECTOR)

Place : Dandeli
Date : May 27, 2026

Regd. Office : Bangur Nagar, Dandeli - 581 325, District : Uttar Kannada (Karnataka), Phone : (08284) 231391-395 (5 Lines)
CIN : L02101KA1955PLC001936, GSTIN: 29AAACT4179N1ZO, E-mail : co.sec@westcoastpaper.com • Website : www.westcoastpaper.com



WEST COAST PAPER MILLS LIMITED

Your partner in progress....

(an ISO 9001 / ISO14001 / ISO 45001 Certified Company)

EXTRACT OF AUDITED CONSOLIDATED FINANCIAL RESULTS FOR THE QUARTER AND YEAR ENDED MARCH 31, 2026

(₹ in Crores)

Sl. No.	PARTICULARS	Quarter Ended			Year Ended	
		31.03.2026	31.12.2025	31.03.2025	31.03.2026	31.03.2025
		Audited	Unaudited	Audited	Audited	
1	Total Income from Operations	1245.30	1035.82	1041.29	4278.79	4062.29
2	Net Profit / (Loss) for the period (before Tax, Exceptional and/or Extraordinary items)	84.80	47.30	56.06	237.31	443.53
3	Net Profit / (Loss) for the period before tax (after Exceptional and/or Extraordinary items)	84.80	47.30	56.06	237.31	443.53
4	Net Profit / (Loss) for the period after tax (after Exceptional and/or Extraordinary items)	53.98	29.58	46.15	155.73	335.64
5	Net Profit / (Loss) for the period after tax (after Exceptional and/or Extraordinary items) (Share of the Owners of the Company)	51.85	26.86	43.99	150.60	311.15
6	Total Comprehensive Income for the period [Comprising Profit/ (Loss) for the period (after tax) and Other Comprehensive Income (after tax)]	40.28	33.04	37.54	154.47	328.44
7	Paid up Equity Share Capital (Face value: ₹ 2/- per share)	13.21	13.21	13.21	13.21	13.21
8	Reserves (excluding Revaluation Reserve)	-	-	-	3594.58	3478.21
9	Earnings per share (Basic / Diluted) (Face value : ₹ 2/- per share) EPS for the quarters are not annualised	7.85	4.07	6.66	22.80	47.11

Notes :

a) Key information on Standalone Audited Financial Results

(₹ in Crores)

PARTICULARS	Quarter Ended			Year Ended	
	31.03.2026	31.12.2025	31.03.2025	31.03.2026	31.03.2025
	Audited	Unaudited	Audited	Audited	
Total Income from Operations	707.33	590.77	631.04	2498.49	2511.35
Profit before Tax	76.14	33.35	53.76	228.02	366.82
Profit after Tax	48.86	18.61	41.39	153.53	284.71
Total Comprehensive Income/(Loss) for the period	41.79	19.69	36.65	152.49	279.01

b) The above is an extract of the detailed format of Audited Financial Results for the Quarter / Year ended on March 31, 2026 filed with the Stock Exchanges under Regulation 33 of the SEBI (Listing Obligations and Disclosure Requirements) Regulations, 2015. The detailed financial results and this extract were reviewed by the Audit Committee and approved by the Board of Directors at the meeting held on May 27, 2026. The full format of the Standalone and Consolidated Financial Results for the Quarter / Year ended on March 31, 2026 are available on the Stock Exchange websites www.nseindia.com and www.bseindia.com and on the Company's website i.e., www.westcoastpaper.com. As required under Regulation 47 of the SEBI LODR Regulations read with SEBI notification dated December 12, 2024, same can be accessed by scanning the below QR code (Quick Response code).

c) The Board of Directors has recommended dividend of ₹ 3/- per share (150 %) on Equity Share of ₹ 2/- each for the year ended March 31, 2026, Previous Year ₹ 5/- per share (250%).

Scan QR Code
to read detailed
Financial Results



By Order of the Board
For WEST COAST PAPER MILLS LIMITED
RAJENDRA JAIN
EXECUTIVE DIRECTOR (WHOLE-TIME DIRECTOR)

Place : Dandeli
Date : May 27, 2026

Regd. Office : Bangur Nagar, Dandeli - 581 325, District : Uttar Kannada (Karnataka), Phone : (08284) 231391-395 (5 Lines)
CIN : L02101KA1955PLC001936, GSTIN: 29AACT4179N1Z0, E-mail : co.sec@westcoastpaper.com • Website : www.westcoastpaper.com



WEST COAST PAPER MILLS LIMITED

Your partner in progress....

(an ISO 9001 / ISO14001 / ISO 45001 Certified Company)

**EXTRACT OF AUDITED CONSOLIDATED FINANCIAL RESULTS
FOR THE QUARTER AND YEAR ENDED MARCH 31, 2026**

(₹ in Crores)

Sl. No.	PARTICULARS	Quarter Ended			Year Ended	
		31.03.2026	31.12.2025	31.03.2025	31.03.2026	31.03.2025
		Audited	Unaudited	Audited	Audited	
1	Total Income from Operations	1245.30	1035.82	1041.29	4278.79	4062.29
2	Net Profit / (Loss) for the period (before Tax, Exceptional and/or Extraordinary items)	84.80	47.30	56.06	237.31	443.53
3	Net Profit / (Loss) for the period before tax (after Exceptional and/or Extraordinary items)	84.80	47.30	56.06	237.31	443.53
4	Net Profit / (Loss) for the period after tax (after Exceptional and/or Extraordinary items)	53.98	29.58	46.15	155.73	335.64
5	Net Profit / (Loss) for the period after tax (after Exceptional and/or Extraordinary items) (Share of the Owners of the Company)	51.85	26.86	43.99	150.60	311.15
6	Total Comprehensive Income for the period [Comprising Profit/ (Loss) for the period (after tax) and Other Comprehensive Income (after tax)]	40.28	33.04	37.54	154.47	328.44
7	Paid up Equity Share Capital (Face value: ₹ 2/- per share)	13.21	13.21	13.21	13.21	13.21
8	Reserves (excluding Revaluation Reserve)	-	-	-	3594.58	3478.21
9	Earnings per share (Basic / Diluted) (Face value : ₹ 2/- per share) EPS for the quarters are not annualised	7.85	4.07	6.66	22.80	47.11

Notes :

a) Key information on Standalone Audited Financial Results

(₹ in Crores)

PARTICULARS	Quarter Ended			Year Ended	
	31.03.2026	31.12.2025	31.03.2025	31.03.2026	31.03.2025
	Audited	Unaudited	Audited	Audited	
Total Income from Operations	707.33	590.77	631.04	2498.49	2511.35
Profit before Tax	76.14	33.35	53.76	228.02	366.82
Profit after Tax	48.86	18.61	41.39	153.53	284.71
Total Comprehensive Income/(Loss) for the period	41.79	19.69	36.65	152.49	279.01

b) The above is an extract of the detailed format of Audited Financial Results for the Quarter / Year ended on March 31, 2026 filed with the Stock Exchanges under Regulation 33 of the SEBI (Listing Obligations and Disclosure Requirements) Regulations, 2015. The detailed financial results and this extract were reviewed by the Audit Committee and approved by the Board of Directors at the meeting held on May 27, 2026. The full format of the Standalone and Consolidated Financial Results for the Quarter / Year ended on March 31, 2026 are available on the Stock Exchange websites www.nseindia.com and www.bseindia.com and on the Company's website i.e., www.westcoastpaper.com. As required under Regulation 47 of the SEBI LODR Regulations read with SEBI notification dated December 12, 2024, same can be accessed by scanning the below QR code (Quick Response code).

c) The Board of Directors has recommended dividend of ₹ 3/- per share (150 %) on Equity Share of ₹ 2/- each for the year ended March 31, 2026, Previous Year ₹ 5/- per share (250%).

Scan QR Code
to read detailed
Financial Results



By Order of the Board
For WEST COAST PAPER MILLS LIMITED

RAJENDRA JAIN

EXECUTIVE DIRECTOR (WHOLE-TIME DIRECTOR)

Place : Dandell
Date : May 27, 2026

Regd. Office : Bangur Nagar, Dandell - 581 325, District : Uttar Kannada (Karnataka), Phone : (08284) 231391-395 (5 Lines)

CIN : L02101KA1955PLC001936, GSTIN: 29AACT4179N1Z0, E-mail : co.sec@westcoastpaper.com • Website : www.westcoastpaper.com



WEST COAST PAPER MILLS LIMITED

Your partner in progress....

(an ISO 9001 / ISO14001 / ISO 45001 Certified Company)

EXTRACT OF AUDITED CONSOLIDATED FINANCIAL RESULTS FOR THE QUARTER AND YEAR ENDED MARCH 31, 2026

(₹ in Crores)

Sl. No.	PARTICULARS	Quarter Ended			Year Ended	
		31.03.2026	31.12.2025	31.03.2025	31.03.2026	31.03.2025
		Audited	Unaudited	Audited	Audited	
1	Total Income from Operations	1245.30	1035.82	1041.29	4278.79	4062.29
2	Net Profit / (Loss) for the period (before Tax, Exceptional and/or Extraordinary items)	84.80	47.30	56.06	237.31	443.53
3	Net Profit / (Loss) for the period before tax (after Exceptional and/or Extraordinary items)	84.80	47.30	56.06	237.31	443.53
4	Net Profit / (Loss) for the period after tax (after Exceptional and/or Extraordinary items)	53.98	29.58	46.15	155.73	335.64
5	Net Profit / (Loss) for the period after tax (after Exceptional and/or Extraordinary items) (Share of the Owners of the Company)	51.85	26.86	43.99	150.60	311.15
6	Total Comprehensive Income for the period [Comprising Profit/ (Loss) for the period (after tax) and Other Comprehensive Income (after tax)]	40.28	33.04	37.54	154.47	328.44
7	Paid up Equity Share Capital (Face value: ₹ 2/- per share)	13.21	13.21	13.21	13.21	13.21
8	Reserves (excluding Revaluation Reserve)	-	-	-	3594.58	3478.21
9	Earnings per share (Basic / Diluted) (Face value : ₹ 2/- per share) EPS for the quarters are not annualised	7.85	4.07	6.66	22.80	47.11

Notes:

a) Key information on Standalone Audited Financial Results

(₹ in Crores)

PARTICULARS	Quarter Ended			Year Ended	
	31.03.2026	31.12.2025	31.03.2025	31.03.2026	31.03.2025
	Audited	Unaudited	Audited	Audited	
Total Income from Operations	707.33	590.77	631.04	2498.49	2511.35
Profit before Tax	76.14	33.35	53.76	228.02	366.82
Profit after Tax	48.86	18.61	41.39	153.63	284.71
Total Comprehensive Income/(Loss) for the period	41.79	19.69	36.65	152.49	279.01

b) The above is an extract of the detailed format of Audited Financial Results for the Quarter / Year ended on March 31, 2026 filed with the Stock Exchanges under Regulation 33 of the SEBI (Listing Obligations and Disclosure Requirements) Regulations, 2015. The detailed financial results and this extract were reviewed by the Audit Committee and approved by the Board of Directors at the meeting held on May 27, 2026. The full format of the Standalone and Consolidated Financial Results for the Quarter / Year ended on March 31, 2026 are available on the Stock Exchange websites www.nseindia.com and www.bseindia.com and on the Company's website i.e., www.westcoastpaper.com. As required under Regulation 47 of the SEBI LODR Regulations read with SEBI notification dated December 12, 2024, same can be accessed by scanning the below QR code (Quick Response code).

c) The Board of Directors has recommended dividend of ₹ 3/- per share (150 %) on Equity Share of ₹ 2/- each for the year ended March 31, 2026, Previous Year ₹ 5/- per share (250%).

Scan QR Code
to read detailed
Financial Results



By Order of the Board
For WEST COAST PAPER MILLS LIMITED
RAJENDRA JAIN
EXECUTIVE DIRECTOR (WHOLE-TIME DIRECTOR)

Place : Dandeli
Date : May 27, 2026

Regd. Office : Bangur Nagar, Dandeli - 581 325, District : Uttar Kannada (Karnataka), Phone : (08284) 231391-395 (5 Lines)

CIN : L02101KA1955PLC001936, GSTIN: 29AAACT4179N1ZO, E-mail : co.sec@westcoastpaper.com • Website : www.westcoastpaper.com



WEST COAST PAPER MILLS LIMITED

Your partner in progress....

(an ISO 9001 / ISO14001 / ISO 45001 Certified Company)

EXTRACT OF AUDITED CONSOLIDATED FINANCIAL RESULTS FOR THE QUARTER AND YEAR ENDED MARCH 31, 2026

(₹ in Crores)

Sl. No.	PARTICULARS	Quarter Ended			Year Ended	
		31.03.2026	31.12.2025	31.03.2025	31.03.2026	31.03.2025
		Audited	Unaudited	Audited	Audited	
1	Total Income from Operations	1245.30	1035.82	1041.29	4278.79	4062.29
2	Net Profit / (Loss) for the period (before Tax, Exceptional and/or Extraordinary items)	84.80	47.30	56.06	237.31	443.53
3	Net Profit / (Loss) for the period before tax (after Exceptional and/or Extraordinary items)	84.80	47.30	56.06	237.31	443.53
4	Net Profit / (Loss) for the period after tax (after Exceptional and/or Extraordinary items)	53.98	29.58	46.15	155.73	335.64
5	Net Profit / (Loss) for the period after tax (after Exceptional and/or Extraordinary items) (Share of the Owners of the Company)	51.85	26.86	43.99	150.60	311.15
6	Total Comprehensive Income for the period [Comprising Profit/ (Loss) for the period (after tax) and Other Comprehensive Income (after tax)]	40.28	33.04	37.54	154.47	328.44
7	Paid up Equity Share Capital (Face value: ₹ 2/- per share)	13.21	13.21	13.21	13.21	13.21
8	Reserves (excluding Revaluation Reserve)	-	-	-	3594.58	3478.21
9	Earnings per share (Basic / Diluted) (Face value : ₹ 2/- per share) EPS for the quarters are not annualised	7.85	4.07	6.66	22.80	47.11

Notes:

a) Key information on Standalone Audited Financial Results

(₹ in Crores)

PARTICULARS	Quarter Ended			Year Ended	
	31.03.2026	31.12.2025	31.03.2025	31.03.2026	31.03.2025
	Audited	Unaudited	Audited	Audited	
Total Income from Operations	707.33	590.77	631.04	2498.49	2511.35
Profit before Tax	76.14	33.35	53.76	228.02	366.82
Profit after Tax	48.86	18.61	41.39	153.53	284.71
Total Comprehensive Income/(Loss) for the period	41.79	19.69	36.65	152.49	279.01

b) The above is an extract of the detailed format of Audited Financial Results for the Quarter / Year ended on March 31, 2026 filed with the Stock Exchanges under Regulation 33 of the SEBI (Listing Obligations and Disclosure Requirements) Regulations, 2015. The detailed financial results and this extract were reviewed by the Audit Committee and approved by the Board of Directors at the meeting held on May 27, 2026. The full format of the Standalone and Consolidated Financial Results for the Quarter / Year ended on March 31, 2026 are available on the Stock Exchange websites www.nseindia.com and www.bseindia.com and on the Company's website i.e., www.westcoastpaper.com. As required under Regulation 47 of the SEBI LODR Regulations read with SEBI notification dated December 12, 2024, same can be accessed by scanning the below QR code (Quick Response code).

c) The Board of Directors has recommended dividend of ₹ 3/- per share (150 %) on Equity Share of ₹ 2/- each for the year ended March 31, 2026, Previous Year ₹ 5/- per share (250%).

Scan QR Code
to read detailed
Financial Results



By Order of the Board
For WEST COAST PAPER MILLS LIMITED
RAJENDRA JAIN
EXECUTIVE DIRECTOR (WHOLE-TIME DIRECTOR)

Place : Dandeli
Date : May 27, 2026

Regd. Office : Bangur Nagar, Dandeli - 581 325, District : Uttar Kannada (Karnataka), Phone : (08284) 231391-395 (5 Lines)

CIN : L02101KA1955PLC001936, GSTIN: 29AAACT4179N1Z0, E-mail : co.sec@westcoastpaper.com • Website : www.westcoastpaper.com



WEST COAST PAPER MILLS LIMITED

Your partner in progress....

(an ISO 9001 / ISO14001 / ISO 45001 Certified Company)

**EXTRACT OF AUDITED CONSOLIDATED FINANCIAL RESULTS
FOR THE QUARTER AND YEAR ENDED MARCH 31, 2026**

(₹ in Crores)

Sl. No.	PARTICULARS	Quarter Ended			Year Ended	
		31.03.2026	31.12.2025	31.03.2025	31.03.2026	31.03.2025
		Audited	Unaudited	Audited	Audited	
1	Total Income from Operations	1245.30	1035.82	1041.29	4278.79	4062.29
2	Net Profit / (Loss) for the period (before Tax, Exceptional and/or Extraordinary items)	84.80	47.30	56.06	237.31	443.53
3	Net Profit / (Loss) for the period before tax (after Exceptional and/or Extraordinary items)	84.80	47.30	56.06	237.31	443.53
4	Net Profit / (Loss) for the period after tax (after Exceptional and/or Extraordinary items)	53.98	29.58	46.15	155.73	335.64
5	Net Profit / (Loss) for the period after tax (after Exceptional and/or Extraordinary items) (Share of the Owners of the Company)	51.85	26.86	43.99	150.60	311.15
6	Total Comprehensive Income for the period [Comprising Profit/ (Loss) for the period (after tax) and Other Comprehensive Income (after tax)]	40.28	33.04	37.54	154.47	328.44
7	Paid up Equity Share Capital (Face value: ₹ 2/- per share)	13.21	13.21	13.21	13.21	13.21
8	Reserves (excluding Revaluation Reserve)	-	-	-	3594.58	3478.21
9	Earnings per share (Basic / Diluted) (Face value : ₹ 2/- per share) EPS for the quarters are not annualised	7.85	4.07	6.96	22.80	47.11

Notes:

a) Key Information on Standalone Audited Financial Results

(₹ in Crores)

PARTICULARS	Quarter Ended			Year Ended	
	31.03.2026	31.12.2025	31.03.2025	31.03.2026	31.03.2025
	Audited	Unaudited	Audited	Audited	
Total Income from Operations	707.33	590.77	631.04	2498.49	2511.35
Profit before Tax	76.14	33.35	53.76	228.02	366.82
Profit after Tax	48.86	18.61	41.39	153.53	284.71
Total Comprehensive Income/(Loss) for the period	41.79	19.69	36.65	152.49	279.01

b) The above is an extract of the detailed format of Audited Financial Results for the Quarter / Year ended on March 31, 2026 filed with the Stock Exchanges under Regulation 33 of the SEBI (Listing Obligations and Disclosure Requirements) Regulations, 2015. The detailed financial results and this extract were reviewed by the Audit Committee and approved by the Board of Directors at the meeting held on May 27, 2026. The full format of the Standalone and Consolidated Financial Results for the Quarter / Year ended on March 31, 2026 are available on the Stock Exchange websites www.nseindia.com and www.bseindia.com and on the Company's website i.e., www.westcoastpaper.com. As required under Regulation 47 of the SEBI LODR Regulations read with SEBI notification dated December 12, 2024, same can be accessed by scanning the below QR code (Quick Response code).

c) The Board of Directors has recommended dividend of ₹ 3/- per share (150 %) on Equity Share of ₹ 2/- each for the year ended March 31, 2026, Previous Year ₹ 5/- per share (250%).

Scan QR Code
to read detailed
Financial Results



Place : Dandeli
Date : May 27, 2026

By Order of the Board
For WEST COAST PAPER MILLS LIMITED
RAJENDRA JAIN
EXECUTIVE DIRECTOR (WHOLE-TIME DIRECTOR)

Regd. Office : Bangur Nagar, Dandeli - 581 325, District : Uttar Kannada (Karnataka), Phone : (08284) 231391-395 (5 Lines)
CIN : L02101KA1955PLC001936, GSTIN: 29AAACT4179N1ZO, E-mail : co.sec@westcoastpaper.com • Website : www.westcoastpaper.com



WEST COAST PAPER MILLS LIMITED

Your partner in progress....

(an ISO 9001 / ISO14001 / ISO 45001 Certified Company)

EXTRACT OF AUDITED CONSOLIDATED FINANCIAL RESULTS FOR THE QUARTER AND YEAR ENDED MARCH 31, 2026

(₹ in Crores)

Sl. No.	PARTICULARS	Quarter Ended			Year Ended	
		31.03.2026	31.12.2025	31.03.2025	31.03.2026	31.03.2025
		Audited	Unaudited	Audited	Audited	
1	Total Income from Operations	1245.30	1035.82	1041.29	4278.79	4062.29
2	Net Profit / (Loss) for the period (before Tax, Exceptional and/or Extraordinary items)	84.80	47.30	56.06	237.31	443.53
3	Net Profit / (Loss) for the period before tax (after Exceptional and/or Extraordinary items)	84.80	47.30	56.06	237.31	443.53
4	Net Profit / (Loss) for the period after tax (after Exceptional and/or Extraordinary items)	53.98	29.58	46.15	155.73	335.64
5	Net Profit / (Loss) for the period after tax (after Exceptional and/or Extraordinary items) (Share of the Owners of the Company)	51.85	26.86	43.99	150.60	311.15
6	Total Comprehensive Income for the period [Comprising Profit/ (Loss) for the period (after tax) and Other Comprehensive Income (after tax)]	40.28	33.04	37.54	154.47	328.44
7	Paid up Equity Share Capital (Face value: ₹ 2/- per share)	13.21	13.21	13.21	13.21	13.21
8	Reserves (excluding Revaluation Reserve)	-	-	-	3594.58	3478.21
9	Earnings per share (Basic / Diluted) (Face value : ₹ 2/- per share) EPS for the quarters are not annualised	7.85	4.07	6.66	22.80	47.11

Notes:

a) Key information on Standalone Audited Financial Results

(₹ in Crores)

PARTICULARS	Quarter Ended			Year Ended	
	31.03.2026	31.12.2025	31.03.2025	31.03.2026	31.03.2025
	Audited	Unaudited	Audited	Audited	
Total Income from Operations	707.33	590.77	631.04	2498.49	2511.35
Profit before Tax	76.14	33.35	53.76	228.02	366.82
Profit after Tax	48.86	18.61	41.39	153.53	284.71
Total Comprehensive Income/(Loss) for the period	41.79	19.69	36.65	152.49	279.01

b) The above is an extract of the detailed format of Audited Financial Results for the Quarter / Year ended on March 31, 2026 filed with the Stock Exchanges under Regulation 33 of the SEBI (Listing Obligations and Disclosure Requirements) Regulations, 2015. The detailed financial results and this extract were reviewed by the Audit Committee and approved by the Board of Directors at the meeting held on May 27, 2026. The full format of the Standalone and Consolidated Financial Results for the Quarter / Year ended on March 31, 2026 are available on the Stock Exchange websites www.nseindia.com and www.bseindia.com and on the Company's website i.e., www.westcoastpaper.com. As required under Regulation 47 of the SEBI LODR Regulations read with SEBI notification dated December 12, 2024, same can be accessed by scanning the below QR code (Quick Response code).

c) The Board of Directors has recommended dividend of ₹ 3/- per share (150 %) on Equity Share of ₹ 2/- each for the year ended March 31, 2026, Previous Year ₹ 5/- per share (250%).

Scan QR Code
to read detailed
Financial Results



By Order of the Board
For WEST COAST PAPER MILLS LIMITED
RAJENDRA JAIN
EXECUTIVE DIRECTOR (WHOLE-TIME DIRECTOR)

Place : Dandeli
Date : May 27, 2026

Regd. Office : Bangur Nagar, Dandeli - 581 325, District : Uttar Kannada (Karnataka), Phone : (08284) 231391-395 (5 Lines)

CIN : L02101KA1955PLC001936, GSTIN: 29AAACT4179N1ZO, E-mail : co.sec@westcoastpaper.com • Website : www.westcoastpaper.com

Sl. No.		PARTICULARS	Quarter Ended			Year Ended	
			31.03.2026	31.12.2025	31.03.2025	31.03.2026	31.03.2025
			Audited	Unaudited	Audited	Audited	
1		Total Income from Operations	1245.30	1035.82	1041.29	4278.79	4062.29
2		Net Profit / (Loss) for the period (before Tax, Exceptional and/or Extraordinary items)	84.80	47.30	56.06	237.31	443.53
3		Net Profit / (Loss) for the period before tax (after Exceptional and/or Extraordinary items)	84.80	47.30	56.06	237.31	443.53
4		Net Profit / (Loss) for the period after tax (after Exceptional and/or Extraordinary items)	53.98	29.58	46.15	155.73	335.64
5		Net Profit / (Loss) for the period after tax (after Exceptional and/or Extraordinary items) (Share of the Owners of the Company)	51.85	26.86	43.99	150.60	311.15
6		Total Comprehensive Income for the period [Comprising Profit/ (Loss) for the period (after tax) and Other Comprehensive Income (after tax)]	40.28	33.04	37.54	154.47	328.44
7		Paid up Equity Share Capital (Face value: ₹ 2/- per share)	13.21	13.21	13.21	13.21	13.21
8		Reserves (excluding Revaluation Reserve)	-	-	-	3594.58	3478.21
9		Earnings per share (Basic / Diluted) (Face value : ₹ 2/- per share) EPS for the quarters are not annualised	7.85	4.07	6.66	22.80	47.11

Notes : (₹ in Crores)


a) Key information on Standalone Audited Financial Results

PARTICULARS	Quarter Ended			Year Ended	
	31.03.2026	31.12.2025	31.03.2025	31.03.2026	31.03.2025
	Audited	Unaudited	Audited	Audited	
Total Income from Operations	707.33	590.77	631.04	2498.49	2511.35
Profit before Tax	76.14	33.35	53.76	228.02	366.82
Profit after Tax	48.86	18.61	41.39	153.53	284.71
Total Comprehensive Income/(Loss) for the period	41.79	19.69	36.65	152.49	279.01

b) The above is an extract of the detailed format of Audited Financial Results for the Quarter / Year ended on March 31, 2026 filed with the Stock Exchanges under Regulation 33 of the SEBI (Listing Obligations and Disclosure Requirements) Regulations, 2015. The detailed financial results and this extract were reviewed by the Audit Committee and approved by the Board of Directors at the meeting held on May 27, 2026. The full format of the Standalone and Consolidated Financial Results for the Quarter / Year ended on March 31, 2026 are available on the Stock Exchange websites www.nseindia.com and www.bseindia.com and on the Company's website i.e., www.westcoastpaper.com. As required under Regulation 47 of the SEBI LODR Regulations read with SEBI notification dated December 12, 2024, same can be accessed by scanning the below QR code (Quick Response code).

c) The Board of Directors has recommended dividend of ₹ 3/- per share (150 %) on Equity Share of ₹ 2/- each for the year ended March 31, 2026, Previous Year ₹ 5/- per share (250%).

Scan QR Code to read detailed Financial Results



By Order of the Board
For WEST COAST PAPER MILLS LIMITED
RAJENDRA JAIN
EXECUTIVE DIRECTOR (WHOLE-TIME DIRECTOR)

Place : Dandeli
Date : May 27, 2026

Regd. Office : Bangur Nagar, Dandeli - 581 325, District : Uttar Kannada (Karnataka), Phone : (08284) 231391-395 (5 Lines)
CIN : L02101KA1955PLC001936, GSTIN: 29AAACT4179N1ZO, E-mail : co.sec@westcoastpaper.com • Website : www.westcoastpaper.com



WEST COAST PAPER MILLS LIMITED

Your partner in progress....

(an ISO 9001 / ISO14001 / ISO 45001 Certified Company)

EXTRACT OF AUDITED CONSOLIDATED FINANCIAL RESULTS FOR THE QUARTER AND YEAR ENDED MARCH 31, 2026

(₹ in Crores)

Sl. No.	PARTICULARS	Quarter Ended			Year Ended	
		31.03.2026	31.12.2025	31.03.2025	31.03.2026	31.03.2025
		Audited	Unaudited	Audited	Audited	
1	Total Income from Operations	1245.30	1035.82	1041.29	4278.79	4062.29
2	Net Profit / (Loss) for the period (before Tax, Exceptional and/or Extraordinary items)	84.80	47.30	56.06	237.31	443.53
3	Net Profit / (Loss) for the period before tax (after Exceptional and/or Extraordinary items)	84.80	47.30	56.06	237.31	443.53
4	Net Profit / (Loss) for the period after tax (after Exceptional and/or Extraordinary items)	53.98	29.58	46.15	155.73	335.64
5	Net Profit / (Loss) for the period after tax (after Exceptional and/or Extraordinary items) (Share of the Owners of the Company)	51.85	26.86	43.99	150.60	311.15
6	Total Comprehensive Income for the period [Comprising Profit/ (Loss) for the period (after tax) and Other Comprehensive Income (after tax)]	40.28	33.04	37.54	154.47	328.44
7	Paid up Equity Share Capital (Face value: ₹ 2/- per share)	13.21	13.21	13.21	13.21	13.21
8	Reserves (excluding Revaluation Reserve)	-	-	-	3594.58	3478.21
9	Earnings per share (Basic / Diluted) (Face value : ₹ 2/- per share) EPS for the quarters are not annualised	7.85	4.07	6.66	22.80	47.11

Notes :

a) Key Information on Standalone Audited Financial Results

(₹ in Crores)

PARTICULARS	Quarter Ended			Year Ended	
	31.03.2026	31.12.2025	31.03.2025	31.03.2026	31.03.2025
	Audited	Unaudited	Audited	Audited	
Total Income from Operations	707.33	590.77	631.04	2498.49	2511.35
Profit before Tax	76.14	33.35	53.76	228.02	366.82
Profit after Tax	48.86	18.61	41.39	153.53	284.71
Total Comprehensive Income/(Loss) for the period	41.79	19.69	36.65	152.49	279.01

b) The above is an extract of the detailed format of Audited Financial Results for the Quarter / Year ended on March 31, 2026 filed with the Stock Exchanges under Regulation 33 of the SEBI (Listing Obligations and Disclosure Requirements) Regulations, 2015. The detailed financial results and this extract were reviewed by the Audit Committee and approved by the Board of Directors at the meeting held on May 27, 2026. The full format of the Standalone and Consolidated Financial Results for the Quarter / Year ended on March 31, 2026 are available on the Stock Exchange websites www.nseindia.com and www.bseindia.com and on the Company's website i.e., www.westcoastpaper.com. As required under Regulation 47 of the SEBI LODR Regulations read with SEBI notification dated December 12, 2024, same can be accessed by scanning the below QR code (Quick Response code).

c) The Board of Directors has recommended dividend of ₹ 3/- per share (150 %) on Equity Share of ₹ 2/- each for the year ended March 31, 2026, Previous Year ₹ 5/- per share (250%).

Scan QR Code
to read detailed
Financial Results



By Order of the Board
For WEST COAST PAPER MILLS LIMITED

RAJENDRA JAIN

EXECUTIVE DIRECTOR (WHOLE-TIME DIRECTOR)

Place : Dandeli
Date : May 27, 2026

Regd. Office : Bangur Nagar, Dandeli - 581 325, District : Uttar Kannada (Karnataka), Phone : (08284) 231391-395 (5 Lines)

CIN : L02101KA1955PLC001936, GSTIN: 29AAACT4179N1Z0, E-mail : co.sec@westcoastpaper.com • Website : www.westcoastpaper.com

ಕರ್ನಾಟಕ ಪತ್ರಕರ್ಮಿಗಳ ವರ್ಗಾವಣೆ

ಇಂಜಿನಿಯರಿಂಗ್ ವಿದ್ಯಾರ್ಹತೆ ಹೊಂದಿದ
ಪುಸ್ತಕಗಳನ್ನು ಪ್ರಕಟಿಸುವುದರಲ್ಲಿ
ಸಾಮಾನ್ಯವಾಗಿ ಉದ್ಯಮಿಸುತ್ತಿರುವ
ವ್ಯಕ್ತಿಗಳನ್ನು ಒಳಗೊಂಡಿರುವ
ವಿವಿಧ ವರ್ಗಗಳನ್ನು ರಚಿಸಿ
ಒಂದು ವರ್ಗವನ್ನು ರಚಿಸಿ
ಒಂದು ವರ್ಗವನ್ನು ರಚಿಸಿ



ಸಮಾನಾಂತರ ಪತ್ರಿಕೋದ್ಯಮ

WEST COAST PAPER MILLS LIMITED
Your partner in progress....
(an ISO 9001 / ISO 14001 / ISO 45001 Certified Company)
EXTRACT OF AUDITED CONSOLIDATED FINANCIAL RESULTS FOR THE QUARTER AND YEAR ENDED MARCH 31, 2026
(Rs. In Crores)

Sl. No.	Particulars	Quarter ended			Year Ended	
		31.03.2026	31.12.2025	31.03.2025	31.03.2026	31.03.2025
		Audited	Unaudited	Audited	Audited	
1	Total Income from Operations	1245.30	1035.82	1041.29	4278.79	4062.29
2	Net Profit / (Loss) for the period (before Tax, Exceptional and/or Extraordinary Items)	84.80	47.30	56.06	237.31	443.53
3	Net Profit / (Loss) for the period before tax (after Exceptional and/or Extraordinary Items)	84.80	47.30	56.06	237.31	443.53
4	Net Profit / (Loss) for the period after tax (after Exceptional and/or Extraordinary Items)	53.98	29.58	46.15	155.73	335.84
5	Net Profit / (Loss) for the period after tax (after Exceptional and/or Extraordinary Items) (Share of the Owners of the Company)	51.85	-26.86	43.99	150.60	311.15
6	Total Comprehensive Income for the period [Comprising Profit/ (Loss) for the period (after tax) and Other Comprehensive Income (after tax)]	40.28	33.04	37.54	154.47	328.44
7	Paid up Equity Share Capital (Face value: Rs 2/- per share)	13.21	13.21	13.21	13.21	13.21
8	Reserves (excluding Revaluation Reserve)	-	-	-	3594.58	3478.21
9	Earnings per share (Basic / Diluted) (Face value: Rs 2/- per share) EPS for the quarter are not annualised	7.85	4.07	6.66	22.80	47.11

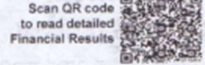
Notes:

a) Key information on Standalone Audited Financial Results

Particulars	Quarter ended			Year Ended	
	31.03.2026	31.12.2025	31.03.2025	31.03.2026	31.03.2025
	Audited	Unaudited	Audited	Audited	
Total Income from Operations	707.33	590.77	631.04	2498.49	2511.35
Profit before Tax	76.14	33.35	53.76	228.02	366.82
Profit after Tax	48.86	18.61	41.39	153.53	284.71
Total Comprehensive Income/(Loss) for the period	41.79	19.69	36.65	152.49	279.01

b) The above is an extract of the detailed format of Audited Financial Results for the Quarter / Year ended on March 31, 2026 filed with the Stock Exchanges under Regulation 33 of the SEBI (Listing Obligations and Disclosure Requirements) Regulations, 2015. The detailed financial results and this extract were reviewed by the Audit Committee and approved by the Board of Directors at the meeting held on May 27, 2026. The full format of the Standalone and Consolidated Financial Results for the Quarter / Year ended on March 31, 2026 are available on the Stock Exchange websites www.nseindia.com and www.bseindia.com and on the Company's website i.e., www.westcoastpaper.com. As required under Regulation 47 of the SEBI LODR Regulations read with SEBI notification dated December 12, 2024, same can be accessed by scanning the below QR code (Quick Response code).

c) The Board of Directors has recommended dividend of ₹. 3/- per share (150 %) on Equity Share of ₹. 2 each for the year ended March 31, 2026. Previous Year ₹. 5/- per share (250%).



By Order of the Board
For WEST COAST PAPER MILLS LIMITED

RAJENDRA JAIN
EXECUTIVE DIRECTOR
(WHOLE-TIME DIRECTOR)

Place : Dandeli
Date : May 27, 2026