

May 31, 2026

BSE Limited Dept of Corporate Services, Phiroze Jeejeebhoy Towers, Dalal Street, Fort, Mumbai – 400 001 Scrip Code: 543514	National Stock Exchange of India Limited The Listing Department, Exchange Plaza, Bandra Kurla Complex, Mumbai – 400 051 Symbol: VERANDA
---	--

Dear Sir/Madam,

Sub: Newspaper advertisement for Financial Results for the quarter / year ended March 31, 2026

Pursuant to Regulation 30 and 47 of SEBI (Listing Obligations and Disclosure Requirements) Regulations, 2015, please find enclosed copies of the newspaper advertisements published in respect of the Financial Results for the quarter/ year ended March 31, 2026, of the Company.

The advertisements were published in the following newspapers:

- Financial Express (English – National Daily)
- Makkal Kural (Tamil – Regional Daily)

This information will also be hosted on the Company's website at <https://www.verandalearning.com/web/index.php/stock-exchange-intimations>

**Thanking you,
For Veranda Learning Solutions Limited**

**S Balasundharam
Company Secretary & Compliance Officer
M. No: ACS-11114**

nahar INDUSTRIAL ENTERPRISES LIMITED

Regd. Office : Focal Point, Ludhiana-141 010,
Ph.: 0161-5064200, Fax: 0161-2674072
CIN: L15143PB1983PLC018321
Website: www.ovmnhar.com, Email: share@ovmnhar.com

STATEMENT OF STANDALONE AND CONSOLIDATED AUDITED FINANCIAL RESULTS FOR THE QUARTER AND YEAR ENDED 31ST MARCH, 2026

In compliance with Regulation 33 of SEBI (Listing Obligations and Disclosure Requirements) Regulations, 2015 ('Listing Regulations'), the Board of Directors of the Company on the recommendation of Audit Committee at its Meeting held on Saturday, 30th May, 2026, approved the Audited Financial Results (Standalone and Consolidated) for the Quarter and Year ended on 31st March, 2026.

The full format of Audited Financial Results (Standalone and Consolidated) alongwith Auditors Reports are available on the website of the Company at: https://www.ovmnhar.com/nahar_ie/pdf/NIELRSULT31032026.pdf and on the websites of Stock Exchanges i.e. BSE Limited at www.bseindia.com and National Stock Exchange of India Limited at www.nseindia.com.

In compliance with Regulation 47 of Listing Regulations, we hereby notify that the same can also be accessed by scanning the following Quick Response (QR) Code:



For NAHAR INDUSTRIAL ENTERPRISES LIMITED
Sd/-
JAWAHAR LAL OSWAL
(Chairman)
DIN: 00463866

NIBE LIMITED

CIN: L34100PN2005PLC205813
Registered Office: Plot No. E-2/2, Phase III MIDC Industrial Area, Nanekarwadi CT,
Taluka - Khed, Pune, Chakan, Pune, Khed, Maharashtra, India, 410501
Tel: 02135-637999, Email ID: cs@nibelimited.com, Website: www.nibelimited.com

STATEMENT OF AUDITED FINANCIAL RESULTS (STANDALONE AND CONSOLIDATED) FOR THE QUARTER AND YEAR ENDED MARCH 31, 2026

The Audited Financial Results (Standalone and Consolidated) of Nibe Limited along with the Audit Report of the Company for the quarter and year ended March 31, 2026 have been reviewed by the Limited Review Report and approved by the Board of Directors of the Company in their Meeting held on May 29, 2026 in accordance with the Regulation 33 read with Regulation 47(1) of SEBI (Listing Obligations and Disclosure Requirements) Regulation 2015. The aforesaid Financial Results along with the Limited Review Reports of the Statutory Auditor thereon are available on the website of Stock Exchange i.e. www.bseindia.com and www.nseindia.com and also on the website of the Company at www.nibelimited.com. The same can be accessed by scanning the QR code provided below:



Nibe Limited
Sd/-
Ganesh Ramesh Nil
Chairman and Managing Director
Date: May 29, 2026
DIN: 02932622


EQUIPP SOCIAL IMPACT TECHNOLOGIES LIMITED

Registered Office: 8th Floor, Western Pearl Building,
Hitech City Road, Kondapur, Hyd-500081.
CIN: L27100TG2002PLC039113

Statement of Standalone and Consolidated Audited Financial Results for the year ended 31st March 2026

Sl. No.	PARTICULARS	Consolidated Financials				Standalone Financials					
		Three months ended		12 Months Ended		Three months ended		12 Months Ended			
		31.03.2026	31.12.2025	31.03.2025	31.03.2024	31.03.2025	31.03.2024	31.03.2025	31.03.2024		
1	Total Income from operations	128.75	120.55	570.87	4697.45	714.39	47.85	34.88	33.30	150.49	130.33
2	Profit/(Loss) before exceptional items and tax	128.75	57.75	211.03	247.40	112.64	7.35	(8.15)	(16.58)	(0.35)	(43.01)
3	Profit/(Loss) before tax	128.75	57.75	211.03	247.40	112.64	7.35	(8.15)	(16.58)	(0.35)	(43.01)
4	Net Profit/(Loss) after tax for the period	68.59	36.45	156.56	180.80	58.16	7.35	(8.15)	(16.58)	(0.35)	(43.01)
5	Total comprehensive income for the year	98.95	36.45	156.42	182.99	58.03	7.35	(8.15)	(16.58)	(0.35)	(43.01)
6	Paid-up equity share capital face value Rs.1/- each	1030.95	1030.95	1030.95	1030.95	1030.95	1030.95	1030.95	1030.95	1030.95	1030.95
7	Earnings per share for the period (in Rupees) per Rs.10/- share	0.10	0.04	0.15	0.18	0.06	0.01	(0.01)	(0.02)	(0.00)	(0.04)
1	Basic	0.10	0.04	0.15	0.18	0.06	0.01	(0.01)	(0.02)	(0.00)	(0.04)
1	Diluted	0.10	0.04	0.15	0.18	0.06	0.01	(0.01)	(0.02)	(0.00)	(0.04)

Notes:
1. Equippp Social Impact Technologies Limited is an IT and ITES company which has one reportable segment (viz. Information Technology Software) as per Ind AS 108. The figures in Quarter Ended 31.03.2026 and 12 Months Period ended 31.03.2026 reflect the Quarterly Standalone and Consolidated Financials and Annual Standalone and Consolidated Financials results of Equippp Social Impact Technologies Limited. The financial results have been reviewed and recommended by the Audit Committee and approved at the meeting of the Board of Directors of the Company held on 29th May 2026. The Statutory auditors have carried out Audit of above results for the Quarter ended 31st March 2026 and Year ended 31st March 2026.
2. The above financial results have been prepared in accordance with the Companies (Indian Accounting Standards) Rules, 2015 (Ind AS) prescribed under section 133 of the Companies Act 2013 and other recognised accounting practices and policies to the extent applicable.
3. Previous period year's figures have been regrouped/reclassified wherever necessary to correspond with the current period/year's classification/disclosure.
4. The figures for the quarter ended 31st March 2026 and Year ended 31st March 2026 are the audited figures.
5. The aforesaid results have been filed with Stock Exchanges under Regulation 33 (1) (b) of SEBI (Listing Obligations and Disclosure Requirements) regulations, 2015 are also available on the Stock Exchanges websites (www.nseindia.com and www.bseindia.com) and on the website of the Company www.equippp.in
6. The IT business vertical continued to maintain stable performance during the quarter. Under the IP vertical, the company is undertaking ongoing upgrades and enhancements to its digital platforms, with associated costs being reflected as work-in-progress. Further, EQUIPP'S IP platforms are being utilized to undertake a pilot Skill Census initiative in 'Talangana in collaboration with 'Talangana Academy for Skill and Knowledge (TASK) as the nodal agency.
For and on behalf of the Board of Directors of EQUIPP SOCIAL IMPACT TECHNOLOGIES LIMITED
Sd/-
Sreenivasa Chary Kalmanoor
Executive Director
DIN: 09192972



Equippp Social Impact Technologies Limited
Sd/-
Sreenivasa Chary Kalmanoor
Executive Director
Date: 29th May, 2026

Veranda LEARNING SOLUTIONS LIMITED

CIN: L74999TN2018PLC125880 | Website: www.verandalearning.com | Telephone: 04464901007
Registered Office: G.R. Complex First Floor, No.307 - 308, Anna Salai, Nandanam, Chennai - 600 035.

EXTRACT OF AUDITED FINANCIAL RESULTS FOR THE QUARTER AND YEAR ENDED MARCH 31, 2026

Sl. No.	PARTICULARS	Consolidated (INR Lakhs)			
		Quarter ended		Year ended	
		31-Mar-2026	31-Mar-2025	31-Mar-2026	31-Mar-2025
1	Total Income from Operations	13,988.45	51,875.13	12,612.56	
2	Net Profit/(Loss) for the period before tax (after Exceptional Items)	2,787.25	6,653.80	618.48	
3	Net Profit/(Loss) for the period before tax (after Exceptional Items)	2,374.80	15,264.06	618.48	
4	Net Profit/(Loss) for the period after Tax (after Exceptional Items)	1,569.74	12,975.11	831.55	
5	Total Comprehensive Income for the period (Comprising Profit/(Loss) for the period (after tax) and Other Comprehensive Income (after tax))	1,601.32	12,936.65	878.53	
6	Paid-up Equity Share Capital (Face Value of Rs.10 each)	9,616.96	9,616.96	7,439.62	
7	Reserves (excluding Revaluation Reserve) as shown in the Audited Balance Sheet as at March 31, 2026		86,213.87		
8	Earnings Per Share (of Rs.10 each)				
	Basic	0.92	11.84	0.68	
	Diluted	0.91	11.73	0.66	

Notes:
1. The above Financial results have been reviewed by the Audit Committee and approved by the Board of directors at its meetings held on May 30, 2026.
2. The complete financial results (Standalone & Consolidated) along with Auditor's Report thereon, have been posted on the Company's website at <https://www.verandalearning.com/web/application/files/7017/8013/4038/Q42026.pdf> and can be accessed by scanning the QR Code.
For Veranda Learning Solutions Limited
Sd/-
Kalpathi S Suresh
Executive Director & CEO
(DIN: 0252480)


Place : Srirangar
Date : May 30, 2026

The Singapore Collieries Company Limited


(A Government Company)
Regd. Office: Kothagudem - 507101, Telangana.
PROCUREMENT TENDER NOTICE
The following Tender will be invited through IT Portal for procurement. For details, please visit portal: <https://tender.telangana.gov.in/>
NIT/Enquiry No. - Description / Subject / Bid Submission Closing Date & Time.
EN2600065 - Procurement of Blast Monitoring Seismographs for use at Niran coal mine, Chibretguda, Angul, Odisha State - GM, NALCO Area
PR/2026/ADVI/Name/53
ENR I.D. No. - 103-PP/CL/AGENCY/ADVI/2026-27 Date: 30-05-2026

"IMPORTANT"

Whilst care is taken prior to acceptance of advertising copy, it is not possible to verify its contents. The Indian Express (P) Limited cannot be held responsible for such contents, nor for any loss or damage incurred as a result of transactions with companies, associations or individuals advertising in its newspapers or Publications. We therefore recommend that readers make necessary inquiries before sending any monies or entering into any agreements with advertisers or otherwise acting on an advertisement in any manner whatsoever.



For and on behalf of the Board of Directors
Sd/-
Aiy Kumer Agarwal
Managing Director
(DIN - 02149270)



Date: 30.05.2026
Place: Mumbai

B.N. AGRITEX LIMITED

(CIN - U01433MH2011PLC448233)
Regd. Office:- 217, Adan, Inspire-BKC, Situated G Block BKC Main Road, Bandra Kurla Complex, Bandra (E), Mumbai, Maharashtra - 400051
Tel:- +91 22 61123232 | Website: www.bnagriflex.com | Email: compliance@bnagriflex.com


[Extract of the audited Financial Results for the Quarter & Year Ended March 31, 2026]

Sl. No.	Particulars	Quarter Ended		Year Ended	
		31.03.2026	31.12.2025	31.03.2025	31.03.2025
1	Total Income from Operations	2,04,216.61	1,98,776.24	1,76,015.55	8,08,699.22
2	Net Profit/(Loss) for the period (before tax, Exceptional and/or Extraordinary items#)	3,816.92	3,656.22	3,281.16	15,552.43
3	Net Profit/(Loss) for the period before tax (after Exceptional and/or Extraordinary items#)	3,816.92	3,656.22	3,186.09	15,522.43
4	Net Profit/(Loss) for the period after tax (after Exceptional and/or Extraordinary items#)	2,781.08	2,481.57	1,572.84	11,103.21
5	Total Comprehensive Income for the period (Comprising Profit/(Loss) for the period (after tax) and Other Comprehensive Income (after tax))	2,783.04	2,418.75	1,570.40	11,116.47
6	Paid up Equity Share Capital	9,268.40	9,268.40	9,268.40	9,268.40
7	Reserves (excluding Revaluation Reserve)	33,442.52	30,655.29	22,326.05	33,442.52
8	Securities Premium Account	23,738.80	23,738.80	23,738.80	23,738.80
9	Net worth	66,449.72	63,662.49	55,333.25	66,449.72
10	Paid up Debt Capital/ Outstanding Debt	1,35,679.77	1,31,843.29	61,054.84	1,35,679.77
11	Outstanding Redeemable Preference Shares	-	-	-	-
12	Debt Equity Ratio	2.04	2.07	1.10	2.04
13	Earnings Per Share (of Rs. 10/- each) (for continuing and discontinued operations) -				
	1 Basic:	3.00	2.66	6.78	11.98
	2 Diluted:	3.00	2.66	4.80	11.98
14	Capital Redemption Reserve	NA	NA	NA	NA
15	Debiture Redemption Reserve	NA	NA	NA	NA
16	Debt Service Coverage Ratio	1.87	1.87	1.82	2.05
17	Interest Service Coverage Ratio	2.20	2.28	2.82	2.80

Notes:
1. The Audited standalone financial results for the Quarter and Year ended March 31, 2026 have been reviewed and approved by the Board of Directors of the Company at their meeting held on May 30, 2026 respectively. The Company confirms that its Statutory Auditors, M/s JSMG & Associates have issued unqualified Audit report on the financial results for the Quarter and Year ended March 31, 2026.
2. Results filed with the Stock Exchange under regulation 52 of SEBI (Listing Obligations and Other Disclosures Requirements) Regulations, 2015 as amended. The full format of the aforesaid financials results is available on the website of the Stock Exchange (www.nseindia.com) and on the Company's website (www.bnagriflex.com).
3. The financial statements have been prepared in accordance with the IndAS notified under the Companies (Indian Accounting Standards) Rules, 2015 as amended.
4. Amount for the comparative periods presented have been reclassified/regrouped, wherever necessary.



For and on behalf of the Board of Directors
Sd/-
Aiy Kumer Agarwal
Managing Director
(DIN - 02149270)



Date: 30.05.2026
Place: Mumbai

Kilburn Office Automation Limited

CIN: L27106WB1980PLC033140
Reg. Office - Vasundhara Building, 2nd Floor Spang No.5 And 6, 2/7, Sarat Bose Road, Kolkata, West Bengal-700017
Email Id: kilburncompliance@gmail.com


The Board of Directors of the Company have reviewed, considered, and approved Audited Financial Results for the quarter and year ended March 31, 2026, at the meeting held on May 29, 2026.

The Financial Results along with the Limited Review Report has been promptly uploaded on the website of the BSE (<https://www.bseindia.com>).

Following is the Quick Response Code to access the Financial Results along with the Independent Audit Report for the quarter and year ended March 31, 2026



For Kilburn Office Automation Limited
Sd/-
Gaurav Kasat
(Whole Time Director)
DIN: 08486191



Date : May 29, 2026
Place : Mumbai

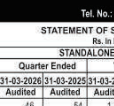
LANCER CONTAINER LINES LIMITED

CIN: L7490MH2011PLC214448
Regd. Office: Mayuresh Chambers Premises Co-Op. Society Ltd., Unit No. H02-2, H02-3 & H02-4, Plot No-60, Sector-11 CBD Belapur, Navi Mumbai, 400614.
Tel No: (+91 22) 27566940/41/42, E-Mail: secretarial@lanceline.com, Website: www.lanceline.com

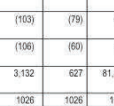
STATEMENT OF STANDALONE AND CONSOLIDATED AUDITED FINANCIAL RESULTS FOR THE QUARTER AND FINANCIAL YEAR ENDED MARCH 31, 2026

Lancer Container Lines Limited ("Company") hereby informs that the Standalone & Consolidated Audited Financial Results for the quarter and financial year ended March 31, 2026 ("Results") have been reviewed by the Audit Committee and approved by the Board of Directors at their respective meetings held on May 29, 2026. The audit of the aforesaid financial results has been carried out by Praneti Yadav & Co., Chartered Accountants, Statutory Auditors of the Company.

In compliance with Regulation 33 of the SEBI (Listing Obligations and Disclosure Requirements) Regulations, 2015, as amended from time to time, the full format of the Audited Financial Results along with the Independent Auditors' Report is available on the Company's website and on the website of BSE Limited. The same can also be accessed by scanning the Quick Response ("QR") Code provided below.



For and on behalf of the Board of Directors,
Lancer Container Lines Limited
Sd/-
Pranful Jain
Chairman & Managing Director
DIN: 08000808



Date: May 30, 2026
Place: Navi Mumbai

JINDAL PHOTO LIMITED

Regd. Office : 19th KM, Hapur Bulandshahr Road, P.O. Guttohi, Bulandshahr - 202408 (U.P.)
Tel. No. 011-40322190, Email: cs.jphoto@jindalgroup.com, Website: www.jindalphoto.com, CIN: L32309UP2004PLC095976

STATEMENT OF STANDALONE AND CONSOLIDATED FINANCIAL RESULTS FOR THE QUARTER AND YEAR ENDED MARCH 31, 2026

Sl. No.	PARTICULARS	STANDALONE				CONSOLIDATED			
		Quarter Ended		Year Ended		Quarter Ended		Year Ended	
		31-03-2026	31-03-2025	31-03-2026	31-03-2025	31-03-2026	31-03-2025	31-03-2026	31-03-2025
1	Total Income from operations	46	54	1,258	246	46	54	1,258	246
2	Profit/(Loss) before exceptional items, share of Net Profit/(Loss) of Joint Venture and Associate and tax	(103)	(79)	667	(289)	(103)	(79)	667	(289)
3	Net Profit/(Loss) for the period before tax (after Exceptional and/or Extraordinary items share of Net Profit/(Loss) of Joint Venture and Associate)	(103)	(79)	667	(289)	(553)	2,902	(1,995)	22,578
4	Net Profit/(Loss) for the period after Tax (after Exceptional and/or Extraordinary items)	(100)	(60)	383	(274)	(566)	2,922	(2,279)	22,504
5	Total Comprehensive Income for the period (Comprising Profit/(Loss) for the period (after Tax) and Other Comprehensive Income (after Tax))	3,132	627	81,852	409	3,222	3,673	80,921	24,159
6	Paid up Equity Share Capital (Face Value of Rs.10/- each)	1026	1026	1026	1026	1026	1026	1026	1026
7	Earnings Per Share (EPS) (of Rs. 10/- each) on Net Profit (Not annualised) Basic & Diluted (Rs.)	(1.04)	(0.57)	3.74	(2.67)	(5.52)	28.48	(22.21)	220.25

Notes:
1. The above results were reviewed by the Audit Committee and approved by the Board of Directors at their respective meetings held on May 30, 2026. The Statutory Auditors have expressed an unqualified audit opinion.
2. The above is an extract of the detailed format of Financial Results filed with the Stock Exchanges under Regulation 33 of the SEBI (Listing Obligations and Disclosure Requirements) Regulations, 2015. The full format of the Financial Results are available on the Stock Exchanges websites (www.bseindia.com and www.nseindia.com) and also on the Company's website at www.jindalphoto.com.



By Order of the Board for JINDAL PHOTO LIMITED
Sd/-
Manoj Kumar Bhatnagar
Managing Director
DIN: 07888209

Place: New Delhi
Date: May 30, 2026

