

Vimta Labs Limited

Registered Office:

142, IDA Phase II, Cherlapally

Hyderabad-500 051 ,Telangana, India

T: +91 4027264141

F : +91 40 2726 3657

VLL\SE\082\2025-26

Date: 28.01.2026



B S E Limited, P J Towers, Dalal Street, Mumbai: 400001. Scrip Code No.524394	National Stock Exchange of India Limited, “Exchange Plaza”, Bandra, Kurla Complex, Bandra (E),Mumbai – 400051. Trading Symbol: VIMTALABS
--	---

Dear Sir/Madam,

Sub: Investor Presentation –Q3 Results – FY 2025-26

Pursuant to provisions of Regulation 30 of the SEBI (Listing Obligations and Disclosure Requirements) Regulations, 2015 (the “Listing Regulations”) we are enclosing herewith the Investor Presentation. Further, in terms of to Regulation 46 of the Listing Regulations, the aforesaid information will be available on the website of the Company i.e., <https://vimta.com/investor-presentation/>

This is for your information and necessary records.

For VIMTA LABS LIMITED

Sujani Vasireddi

Company Secretary

Plot No.5, Life Sciences Campus,Neovantage Science & Technology Park Private Limited , Shamirpet, Genome Valley,Turkapally,Medchal- Malkajgiri,

Hyderabad - 500 101, Telangana, India

T : +91 40 6740 4040 Email: mdoffice@vimta.com, Website URL : www.vimta.com

CIN : L24110TG1990PLC011977



Driven by Quality. Inspired by Science.

INVESTOR PRESENTATION

Q3 & 9M FY26 >



Disclaimer

The Presentation is to provide the general background information about the Company's activities as at the date of the Presentation. The information contained herein is for general information purposes only and based on estimates and should not be considered as a recommendation that any investor should subscribe / purchase the company shares. The Company makes no representation or warranty, express or implied, as to, and does not accept any responsibility or liability with respect to, the fairness, accuracy, completeness or correctness of any information contained herein.

This presentation may include certain "forward looking statements". These statements are based on current expectations, forecasts and assumptions that are subject to risks and uncertainties which could cause actual outcomes and results to differ materially from these statements. Important factors that could cause actual results to differ materially from our expectations include, amongst others, general economic and business conditions in India and abroad, ability to successfully implement our strategy, our growth & expansion plans and technological changes, changes in the value of the Rupee and other currencies, changes in the Indian and international interest rates, change in laws and regulations that apply to the Indian and global industries that we serve, increasing competition, changes in political conditions in India or any other country and changes in the foreign exchange control regulations in India. Neither the company, nor its Directors and any of the affiliates or employees have any obligation to update or otherwise revise any forward-looking statements. The readers may use their own judgment and are advised to make their own calculations before deciding on any matter based on the information given herein.

No part of this presentation may be reproduced, quoted or circulated without prior written approval from Vimta Labs Ltd.



Table Of Contents

- Q3 & 9M FY26 Earnings
- Company Overview
- Industry Landscape
- Our Competitive Advantage
- Way Forward



Section 01

Q3 & 9M FY26 Earnings

- Q3 & 9M FY26 Highlights
- Key Metrics: Q3 & 9M FY26
- Profit & Loss Statement
- Financial Track Record
- Shareholding Pattern

Q3 FY26 Highlights

Rs 1,005 Mn

Total Income

Rs 344 Mn*
Margin 34.3%

EBITDA

Rs 234 Mn*
Margin 23.3%

PBT

Rs 3.96

EPS

Rs 248.3 Mn
**CAPEX (Cash
Outflow)**

Rs 176 Mn*
Margin 17.5%

PAT

** Including exceptional item*



9M FY26 Highlights

Rs 3,043 Mn

Total Income

Rs 1,068 Mn*
Margin 35.1%

EBITDA

Rs 749 Mn*
Margin 24.6%

PBT

Rs 12.67

EPS

Rs 666.6 Mn

**Cash & Cash
Equivalent #**

Rs 564 Mn*
Margin 18.5%

PAT

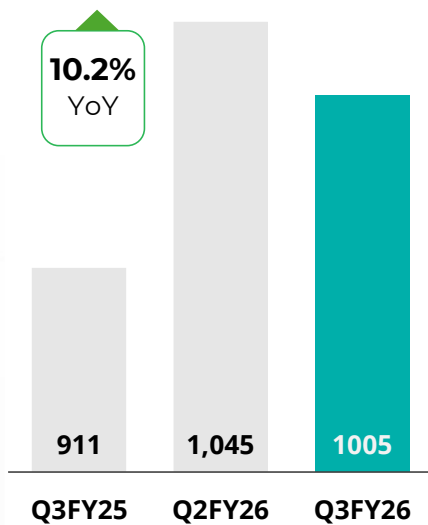
#Cash and Cash equivalents includes other bank balances

* Including exceptional item

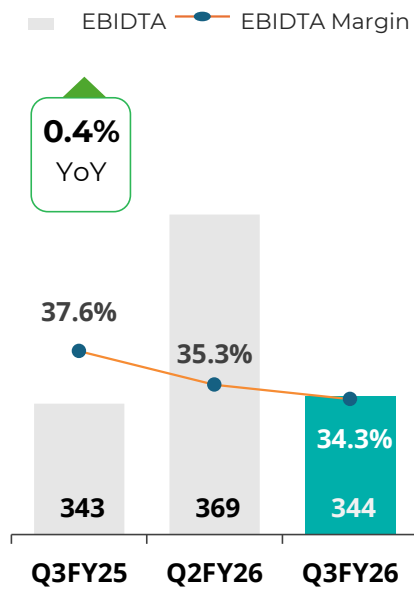


Key Metrics: Q3 FY26

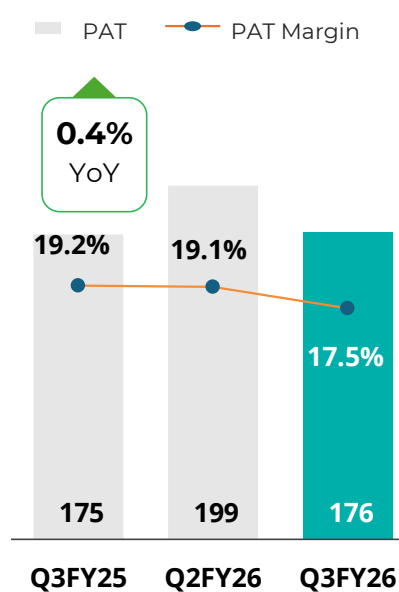
Total Income
(In ₹ Mn)



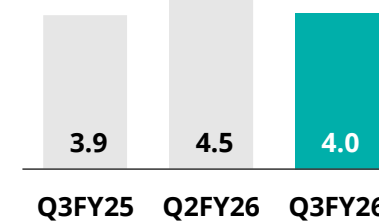
EBIDTA & EBIDTA
Margin (In ₹ Mn, %)



PAT & PAT Margin
(In ₹ Mn, %)

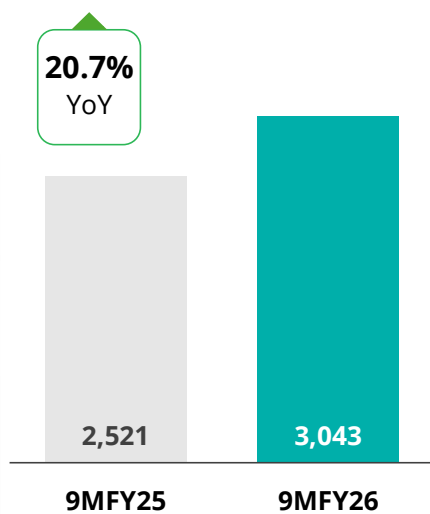


Basic EPS (In ₹)



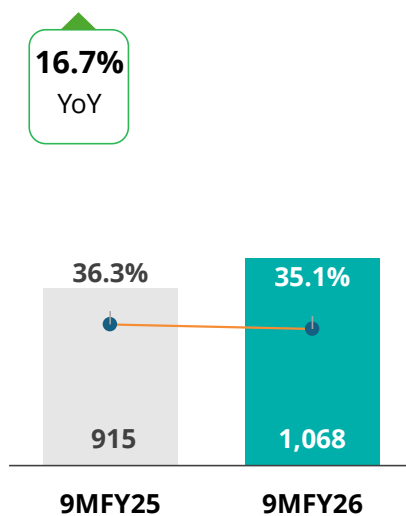
Key Metrics: 9M FY26

Total Income (In ₹ Mn)



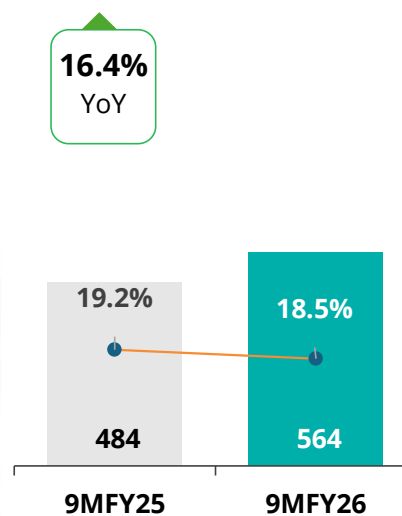
EBIDTA & EBIDTA Margin (In ₹ Mn, %)

EBIDTA EBIDTA Margin

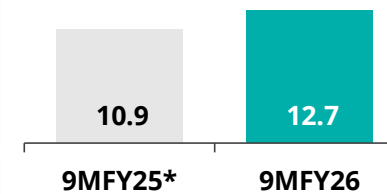


PAT & PAT Margin (In ₹ Mn, %)

PAT PAT Margin



Basic EPS (In ₹)



*9M FY25 EPS Adjusted due to issue of Bonus shares



Profit & Loss Statement

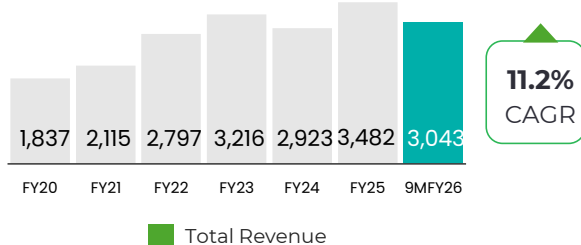
Particulars (₹ Mn)	Q3 FY26	Q2 FY26	QoQ(%)	Q3 FY25	YoY (%)	9M FY26	9M FY25	YoY (%)
Revenue from Operations	986	1,018		899		2,980	2,495	
Other Income	18	27		12		62	26	
Total Income	1,005	1,045	-3.9%	911	10.2%	3,043	2,521	20.7%
Material and Testing Costs	193	201		204		582	529	
Cost of lab setup	1	0		2		1	4	
Changes in inventories of work-in-progress	-	-		-		-	-	
Employee benefits expense	284	286		234		848	698	
Other expenses	166	189		128		527	376	
Total Expenses	644	676		568		1,959	1,606	
Exceptional Item	16	-		-		16	-	
EBIDTA	344	369	-6.6%	343	0.4%	1,068	915	16.7%
<i>EBIDTA (%)</i>	34.3%	35.3%		37.6%		35.1%	36.3%	
Finance costs	2	4		6		8	15	
Depreciation expense	109	102		98		310	261	
PBT	234	263	-11.0%	239	-2.3%	749	640	17.1%
<i>PBT (%)</i>	23.3%	25.1%		26.2%		24.6%	25.4%	
Tax	58	64		64		185	155	
PAT	176	199	-11.7%	175	0.4%	564	484	16.4%
<i>PAT (%)</i>	17.5%	19.1%		19.2%		18.5%	19.2%	
Basic EPS (INR)	4.0	4.5	-11.2%	3.9	0.8%	12.7	10.9	16.2%

1.Exceptional Item: Statutory impact of new Labour Codes

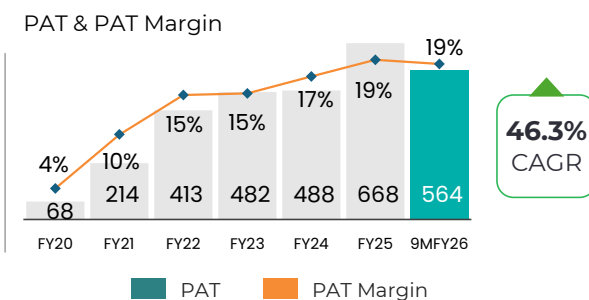
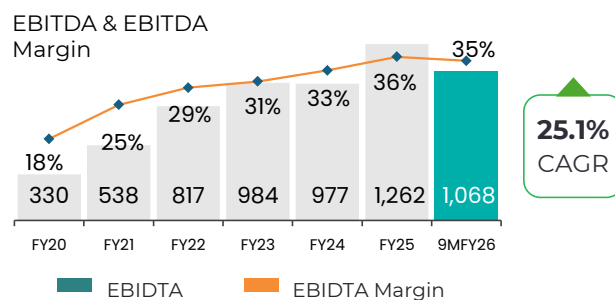


Financial Track Record

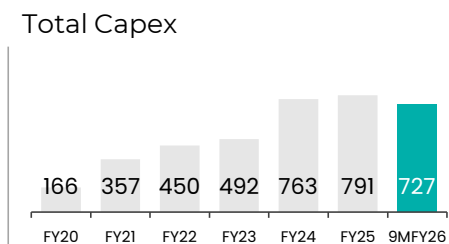
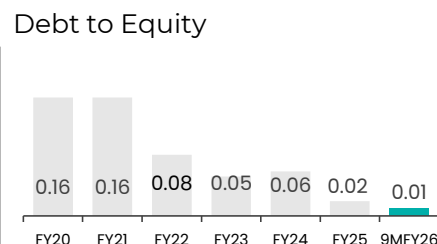
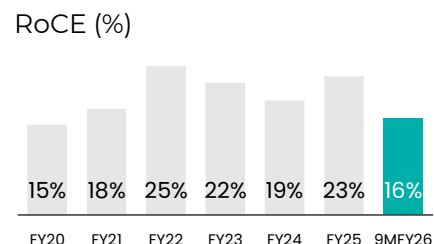
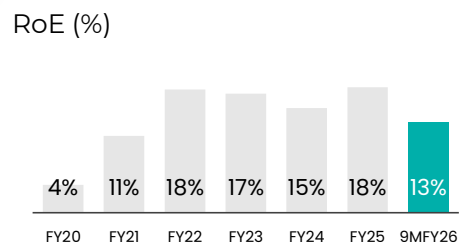
TOTAL INCOME (₹ Mn)



PROFITABILITY (₹ Mn)



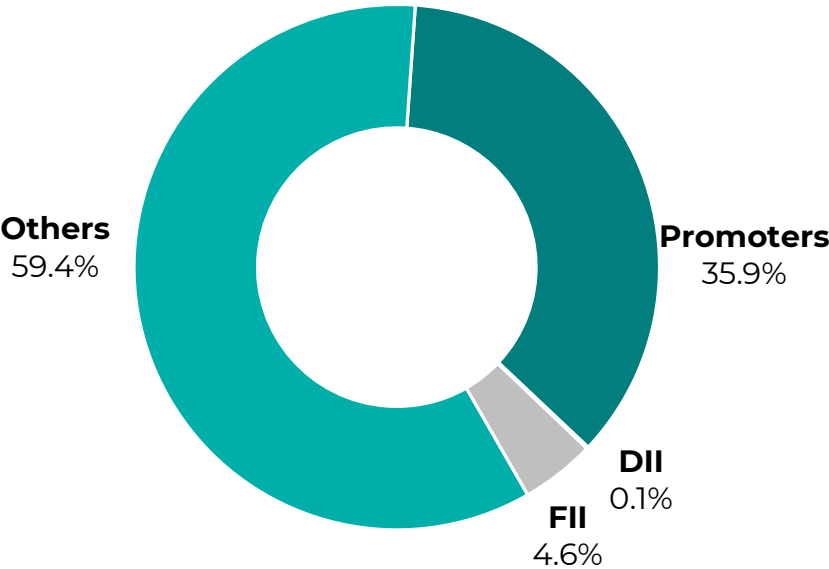
BALANCE SHEET RATIOS



1. Financial numbers for the period FY24 & FY25 are from continuing operations and exclude Diagnostic and Pathological services business
2. CAGR for the period FY20-FY25

Shareholding Pattern

Shareholding as on 31st December 2025



Share Information as on 31st December 2025

NSE Ticker	VIMTALABS
BSE Ticker	524394
Market Cap (INR Cr)	2,705.79
% free-float	64.10%
Free-float market cap (INR Cr)	1,734.47
Total Debt (INR Mn)	45.2
Cash & Cash Equivalents (INR Mn)	666.64
Shares Outstanding	4,46,35,189
3M ADTV (Shares)*	2,92,098.11
3M ADTV (INR Cr)*	19.83
Industry	TIC

Source: NSE & BSE

#Cash and Cash equivalents includes other bank balances



Section 02

Company Overview

- Vimta at a Glance
- Our Journey
- Our Offerings
- Geographical Presence
- Management

Vimta at a Glance

Established in **1984**, VIMTA is one of India's most renowned companies for contract research and testing, recognized for its high-quality, cutting-edge technology enabled wide spectrum, reliable services and vast experience. The company's broad capabilities span across biologics, small molecules, agro-chemicals, food & beverages, electronics, medical devices, home and personal care products, and environment testing.



41+ Years

Of experience in CRO industry



1,300+

Dedicated Multi-Disciplinary Team



600,000+

Sq. Ft. of Ultra-modern lab spaces



10

Labs and Offices across India



~100

Successful Regulatory Audits

Our Journey

	● Infrastructure	● People	● Investment	● Capabilities	● Revenues
2024	600,000+ ft ²	1300+	492 M	Pharma & Biopharma: Discovery & development services; Food; Environment; Electronics Testing	3,216 M
2015	400,000+ ft ²	1000+	580 M	Analytical – Pharma, Biopharma & Food; Clinical Research; Preclinical; Clinical Diagnostics; Environment Testing	1,073 M
2006	200,000+ ft ²	600+	992 M	Clinical Research; Environment; Analytical Testing – Food & Pharma	542 M
1992	50,000+ ft ²	150+	85 M	Environment; Analytical – Food & Pharma; Toxicology; Material testing; Clinical Research	16 M
1984	500 ft ²	6	200,000	Minerals & ores; Metals; Rice bran oil testing	156,000

1. Investment & Revenues in INR

2. Investments depicted may have spread across more than the denoted year



Our offerings



1. Drug discovery and development services

Offerings	Pharma Analytical	Clinical Research	Preclinical Research
Industry	Pharmaceuticals, Biologics, Nutraceuticals, Medical Devices, Animal Health		Pharmaceuticals, Biologics, Medical Device, Agrochemical, Speciality Chemicals
Accreditations & Regulatory Approvals	DCA, USFDA, WHO, EMA, DRAs of Ukraine, Turkey	CDSO, USFDA, WHO, MHRA, NPRA, and European DRAs	OECD-GLP, CCSEA, DSIR, AAALAC
Services	<p>Wide range of analytical services</p> <ul style="list-style-type: none"> E&L studies Stability testing Method development Validations Genotoxic impurities Elemental analysis In vitro studies Physical Characterisation Dissolution Testing Microbiology Immunogenicity studies Characterization Bioassays 		
		<ul style="list-style-type: none"> BA/BE Studies Bioanalytical Clinical Trials (Phase I to IV) Clinical End Point Studies Claim Studies 	<ul style="list-style-type: none"> Comprehensive in vitro, ex vivo and in vivo studies ADME, and PK IND enabling packages (genetic toxicology, safety pharmacology, general toxicology, & toxicokinetic studies). Chronic toxicology, reproductive toxicology, neurotoxicology, immunotoxicology, and carcinogenicity Biowaiver and alternative to animal studies Ecotoxicology, environmental fate and metabolism studies

2. Food & Agri Testing

Industry	Food Manufacturing & Processing, Cultivation, Export, Retail, Nutraceuticals, Agro-chemicals, Water & Beverages, Animal Feed
No. of Locations	7 (Hyderabad, Mumbai (NFL), Ahmedabad, Bengaluru, Nellore, Nashik, Noida)
Accreditations & Regulatory Approvals	<ul style="list-style-type: none">• FSSAI, ISO 17025, BIS, APEDA, EIC, SHEFEXIL, EU Commission, OCED-GLP, AGMARK, Tea Board, Spices Board• Hyderabad Lab is a National Reference Lab for Water & Beverages Testing• Mumbai Lab is a National Food Laboratory, operated for FSSAI
Services	<ul style="list-style-type: none">• Food contaminants, food allergens, microbiology/pathogen, GMO testing, nutrition & composition analysis for all agri, food, food products, water and beverages• New product development support, validations• Shelf-life assessments• Packaging material testing• Nutraceuticals testing, method validations• Animal feed analysis• Argo-chemical (crop sciences): support for research and development, method development, validation and testing for regulatory submissions in India, Europe, South America, Japan, Southeast Asia

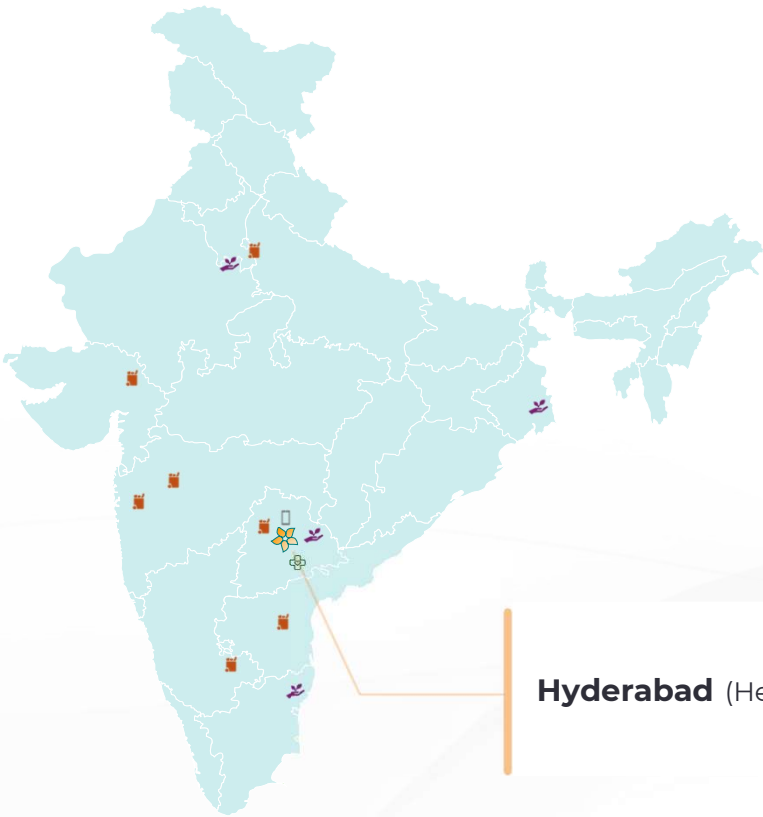
3. Electricals & Electronics Testing & Certification

Industry	Aviation, Defense, Medical Device, Telecom, Home appliances, Toys, Industrial & control equipment, Consumer electronics, Rail & Automotive, IT, IOT, physical security products, and allied industries
No. of Locations	1 (Hyderabad)
Accreditations & Regulatory Approvals	<ul style="list-style-type: none">• ISO 17025, TEC• BIS & NABCB
Services	<ul style="list-style-type: none">• EMI/EMC testing• Radio Frequency testing• Environmental & reliability testing• Mechanical & electrical safety testing• Performance testing• Product Certification• CE marking

4. Environment Testing & Consultancy Services

Industry	Manufacturing and Processing industries, Oil & Gas, Power, Cement, Mining, Infrastructure, etc.
No. of Locations	4 (Hyderabad, Chennai, Kolkata and Noida)
Accreditations & Regulatory Approvals	<ul style="list-style-type: none">• MoEF, ISO 17025, QCI/NABET, OSHAS 45000
Services	<ul style="list-style-type: none">• Post project monitoring• Industrial hygiene & Indoor air• Advanced testing & tailor-made services (CEMS validation, PG for pollution equipment, Dioxins, Furans, Industrial Gas, VOC as per LEED and EPA)• Offshore monitoring• SIA & hydrogeological studies• EHS audits, Hazardous waste study, Life cycle assessment• Due diligence studies• Green audit, Metrological studies• Noise, air, traffic modelling etc.

Geographical Presence



Food



- Hyderabad
- Ahmedabad
- Noida
- Mumbai (NFL)
- Nashik
- Bengaluru
- Nellore

Environment



- Hyderabad
- Chennai
- Noida
- Kolkata

Electrical and Electronics



- Hyderabad

Hyderabad (Headquarters)



Food



Electronics & Electrical



Pharma



Environment

Key Management Team



S P Vasireddi
Executive Chairman

- Dr. S P Vasireddi is a Scientist – Technocrat – Entrepreneur having more than 45 years of experience in contract research and testing laboratory management. He is the founder and Chairman of VIMTA.
- Dr. Vasireddi is reckoned as the pioneer of CRO industry in India. He led VIMTA from a single bench laboratory to a wide spectrum, globally recognized CRO. In recognition of his eminence in CRO & Testing industry he is/has been nominated as a member on the Advisory/ Governing Boards of several apex scientific and regulatory bodies of the country such as FSSAI, NABL etc.



Harita Vasireddi
Managing Director

- Harita has close to 25 years of experience in the TIC/CRO industry with track record of growth and profitability.
- Her Core competencies include management & driving organizational adaptability and development, quality management systems, and risk management.
- She holds an MBA in Operations Management from Boston College, USA; and is a B.Pharm graduate from Mysore university, India



Sreenivas Neerukonda
Executive Director

- Sreenivas's core competencies include strategic planning and execution, new service opportunities development, communication and relationship building, competitive intelligence, and fostering strong team relations to deliver goal-oriented performance.
- He holds an MBA in Management Information Systems, University of Oklahoma, USA; B.Pharm, Nagpur University, India.



Harriman Vungal
Executive Director - Operations

- Harriman was inducted to the Board as one of the Promoter Directors in 1990 and was appointed as Technical Director of the Company in 1992. He has extensive lab operations management experience and is a go to senior resource on GXPs.
- He has led the Company's effort in building state of the art IT infrastructure, systems and their compliance to applicable regulations.
- He holds D. Tech in Electronics from Toronto, Canada.



Siva Kambhampati
Chief Financial Officer

- Siva is a seasoned finance professional with a strong academic foundation. He is a CA and secured 63rd rank in cost accountancy. With over 16 years on experience in the engineering and pharmaceutical industries, he brings diverse expertise in strategic financial planning & management, product costing & pricing, and treasury management.

He has previously worked at Artson Ltd. (A TATA Enterprise), Hyderabad as a CFO.

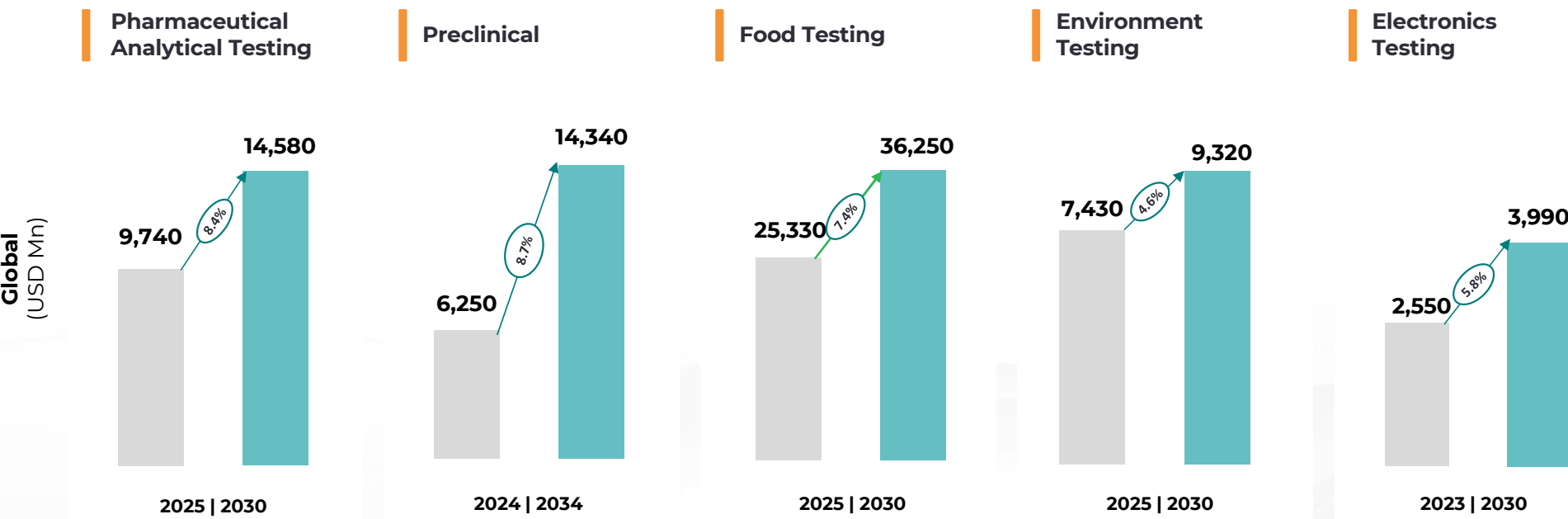


Section 03

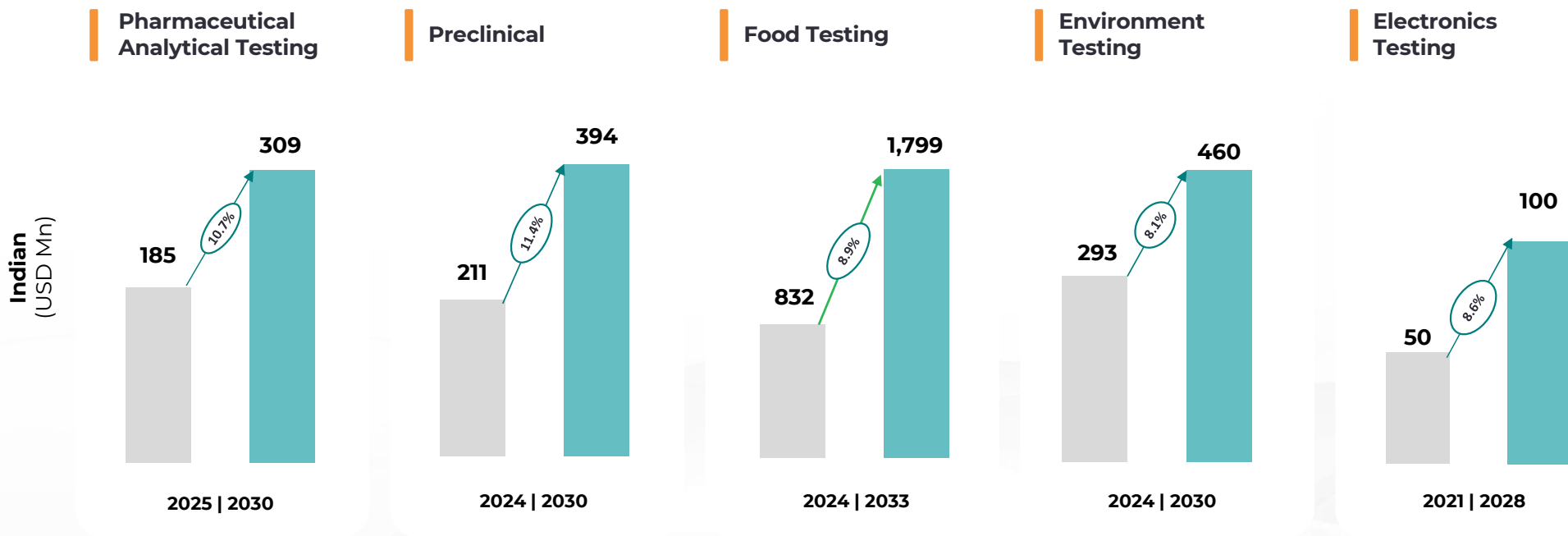
Industry Landscape

- Market Opportunity
- Factors Driving Industry Growth

Markets Opportunity (Global)



Markets Opportunity (Indian)



Factors Driving Industry Growth

- Increasing demand for new drug innovations, growth in biologics and vaccine products development, and increasing regulations in pharma and biotech industry
- Specialized knowledge, skills and testing tools that CROs can provide



Drug Discovery & Development



Electrical & Electronics Testing

- Surge in demand for certification services of electrical & electronic products, growing defence budgets and make in India initiatives
- Green push by Government for electrical vehicles

- Growing international food regulations, evolving Indian food safety regulations, growing world population, and increasing demand for independent third-party inspection & testing



Food Testing



Environment Testing

- Increase in regulations to address the growing concerns of air, water and soil contamination



Section 04

Our Competitive Advantage

- Our Position in the CRTO Landscape
- Our Strength

Our Position in the CRTO Landscape

Pharma Analytical



- #1 in India
- Customers – 90% of India top 20
- 36% revenues from overseas

Clinical Research



- Among the most reputed CROs in India
- 75% of revenues from overseas

Electronics & Electricals



- One of the leading labs in Southern India

Food Testing



- #1 in India
- Serving 7 of India's top 10 food companies
- The only private EU commission approved lab in India

Preclinical



- Amongst Top 5 in India

Environment



- Among top 5 in India
- Customers – PSUs, large corporations across industries

Our Strengths





Section 05

Way Forward

- Our Key Growth Drivers & Strategies

Our Key Growth Drivers & Strategies

Favourable markets



- ✓ Growth momentum in markets
- ✓ Growing demand for safe & quality - drugs, food, diagnostics, electronics & clean environment

Core business strategies



- ✓ Capacity expansions
- ✓ Service innovations
- ✓ Penetration into new markets
- ✓ Customer partnerships

Core operational strategies



- ✓ Operational excellence
- ✓ Hiring right talent
- ✓ Quality & compliance culture
- ✓ Cutting edge technologies

Best practices



- ✓ Good corporate governance
- ✓ Risk management
- ✓ Listening to customers' needs
- ✓ Continuous learning



THANK YOU

Vimta Labs Ltd.

Siva Kambhampati | Chief Financial Officer
Siva.Kambhampati@vimta.com

Ernst & Young

Siddesh Chawan	Advait Bhadekar
Siddesh.Chawan@in.ey.com	Advait.Bhadekar@in.ey.com

Registered Office

#142, IDA Phase 2 Cherlapally,
Hyderabad Telangana, India. 500051

NSE: VIMTALABS

BSE: 524394

ISIN: INE579C01029

Website: www.vimta.com