

**May 26, 2026**

**To,**

National Stock Exchange of India Limited  
Listing Compliance Department  
"Exchange Plaza"  
Bandra - Kurla Complex  
Bandra East, Mumbai - 400 051  
**NSE Symbol: VENUSPIPES**

BSE Limited  
Corporate Relations Department  
Phiroze Jeejeebhoy Towers  
Dalal Street, Fort  
Mumbai - 400 001  
**BSE SCRIIP CODE: 543528**

**Subject: Outcome of Board Meeting**

Dear Sir / Madam,

In reference to our letter dated May 18, 2026, we wish to inform you that the Board of Directors at their meeting held today i.e. May 26, 2026, have *inter-alia*, approved the following:

**1. Audited Financial Results of the Company for the quarter and year ended March 31, 2026.**

Pursuant to Regulation 33 of SEBI (Listing Obligations and Disclosure Requirements) Regulations, 2015, we enclose herewith a copy of the Audited Financial Results of the Company for the quarter and year ended March 31, 2026, accompanied by Audit Report thereon by the Statutory Auditors of the Company.

In compliance with the provisions of Regulation 33(3)(d) of SEBI (Listing Obligations and Disclosure Requirements) Regulations, 2015, the Company hereby declares that M/s. Maheshwari & Co., Chartered Accountants, Statutory Auditors of the Company have issued the Auditors' Reports on the Audited Financial Results for the quarter and year ended on March 31, 2026, with an unmodified opinion.

**2. Recommended Final Dividend of Rs. 0.50/- per Equity Share (representing 5%)**

Pursuant to Regulation 30, 42 and 43 of SEBI (Listing Obligations and Disclosure Requirements) Regulations, 2015, recommended a final dividend of Rs. 0.50/- per equity share (representing 5 %) of Rs.10/- each fully paid up for the financial year 2025-26, subject to approval of the shareholders at the upcoming 12<sup>th</sup> Annual General Meeting of the Company. The dividend will be paid within 30 days from the date of declaration of final dividend by the shareholders at the 12<sup>th</sup> Annual General Meeting.

**3. Re-appointment of M/s BRM & Co., Chartered Accountants as Internal Auditors of the Company.**

Board of Directors have approved the re-appointment of M/s BRM & Co., Chartered Accountants (Firm registration number: 155781W), as an Internal Auditor of the Company for the Financial Year 2026-27.

Pursuant to Regulation 30 of SEBI Listing Regulations, read with Master Circular No. SEBI/HO/49/14/14(7)2025-CFD-POD2/1/3762/2026 dated January 30, 2026, the requisite details against the aforesaid matter(s) are enclosed as **Annexure- A** to this letter.

**4. Re-appointment of M/s K V M & Co., Cost Accountants as Cost Auditors of the Company.**

Board of Directors have approved the re-appointment of M/s K V M & Co., Cost Accountants (Firm registration number: 000458), as a Cost Auditor of the Company for the Financial Year 2026-27.

Pursuant to Regulation 30 of SEBI Listing Regulations, read with Master Circular No. SEBI/HO/49/14/14(7)2025-CFD-POD2/1/3762/2026 dated January 30, 2026, the requisite details against the aforesaid matter(s) are enclosed as **Annexure- B** to this letter.

The aforesaid Financial Results are also being made available on the website of the Company at <https://www.venuspipes.com/investor/financials/>

The Board meeting commenced at 01.00 P.M. (IST) and concluded at 02.25 P.M. (IST)

This is for your kind information.

**Thanking You**  
**For VENUS PIPES & TUBES LIMITED**

**CS Pavan Kumar Jain**  
**Company Secretary and Compliance Officer**  
**Membership No. A66752**

VENUS PIPES & TUBES LIMITED

CIN NO. L24311GJ2015PLC082306


Survey No. 233/2 and 234/1, Dhaneti, Bhuj (Kachchh - 370020) Gujarat, India; Tel : +91 2836 232183

E-mail: cs@venuspipes.com; Website: www.venuspipes.com

Statement Of Audited Financial Results for the quarter and year ended March 31, 2026

(Rs. In Million, unless otherwise stated, except EPS)


| Particulars  | Quarter ended   |                 |                 | Year Ended       |                 |
|--|-----------------|-----------------|-----------------|------------------|-----------------|
|  | March 31, 2026  | Dec 31, 2025    | March 31, 2025  | March 31, 2026   | March 31, 2025  |
|  | (Audited)       | (Unaudited)     | (Audited)       | (Audited)        | (Audited)       |
| <b>I.Revenue</b>   |                 |                 |                 |                  |                 |
| Revenue from operations  | 3,021.95        | 2,966.99        | 2,581.36        | 11,668.48        | 9,585.26        |
| Other income   | 21.43           | 26.04           | 50.15           | 116.32           | 106.53          |
| <b>Total Income (A)</b>  | <b>3,043.38</b> | <b>2,993.03</b> | <b>2,631.51</b> | <b>11,784.80</b> | <b>9,691.79</b> |
| <b>II.Expenses</b>   |                 |                 |                 |                  |                 |
| Cost of materials consumed   | 1,960.11        | 2,263.51        | 1,901.65        | 7,783.59         | 7,484.97        |
| Changes in inventories of finished goods and work-in-progress            | (11.44)         | (311.98)        | (181.97)        | (78.30)          | (1,089.92)      |
| Employee benefits expense  | 134.93          | 126.68          | 103.52          | 504.27           | 379.50          |
| Finance costs  | 104.85          | 104.66          | 94.15           | 408.41           | 343.55          |
| Depreciation and amortisation expense                                    | 62.91           | 61.14           | 47.93           | 235.82           | 185.32          |
| Other expenses   | 444.29          | 400.21          | 342.10          | 1,553.13         | 1,134.71        |
| <b>Total expenses (B)</b>  | <b>2,695.65</b> | <b>2,644.22</b> | <b>2,307.38</b> | <b>10,406.92</b> | <b>8,438.13</b> |
| <b>III.Profit before exceptional items and tax (A-B)</b>                 | <b>347.73</b>   | <b>348.81</b>   | <b>324.13</b>   | <b>1,377.88</b>  | <b>1,253.66</b> |
| Exceptional Item (Impact of Labour Codes) (Refer Note)-C                 | (1.87)          | 6.45            | -               | 4.58             | -               |
| <b>IV.Profit before tax (A-B-C)</b>                                      | <b>349.60</b>   | <b>342.36</b>   | <b>324.13</b>   | <b>1,373.30</b>  | <b>1,253.66</b> |
| <b>V.Tax expense:</b>  |                 |                 |                 |                  |                 |
| - Current tax expenses   | 84.07           | 70.25           | 73.67           | 307.98           | 274.27          |
| - Adjustments of earlier years   | (2.72)          | (3.20)          | -               | (10.01)          | -               |
| - Deferred tax   | 13.29           | 19.19           | 13.41           | 55.71            | 50.50           |
| <b>Total tax expense</b>   | <b>94.64</b>    | <b>86.24</b>    | <b>87.08</b>    | <b>353.68</b>    | <b>324.77</b>   |
| <b>VI.Net Profit after tax</b>   | <b>254.96</b>   | <b>256.12</b>   | <b>237.05</b>   | <b>1,019.62</b>  | <b>928.89</b>   |
| <b>VII.Other Comprehensive Income / (Loss)</b>                           |                 |                 |                 |                  |                 |
| <b>Items that will not be reclassified to profit or loss</b>             |                 |                 |                 |                  |                 |
| - Remeasurements of the defined benefit plans                            | 2.49            | (1.10)          | (1.14)          | 0.52             | (1.73)          |
| - Income Tax impact on above   | (0.63)          | 0.28            | 0.29            | (0.13)           | 0.44            |
| <b>Items that will be reclassified to profit or loss</b>                 |                 |                 |                 |                  |                 |
| - Foreign exchange fluctuation in respect of cash flow hedge             | (2.86)          | (3.31)          | (5.38)          | 9.73             | (5.38)          |
| - Income Tax impact on above   | 0.72            | 0.83            | 1.35            | (2.45)           | 1.35            |
| <b>VIII.Total comprehensive income for the period \ year</b>             | <b>254.68</b>   | <b>252.82</b>   | <b>232.17</b>   | <b>1,027.29</b>  | <b>923.57</b>   |
| <b>IX. Paid up equity share capital</b><br>(Face value Rs. 10 per share) | 207.16          | 207.16          | 204.31          | 207.16           | 204.31          |
| <b>X. Other Equity</b>   | -               | -               | -               | 6,477.63         | 5,110.49        |
| <b>XI.Earnings per equity share (not annualised for quarters)</b>        |                 |                 |                 |                  |                 |
| Basic EPS (Rs.)  | 12.38           | 12.46           | 11.65           | 49.51            | 45.65           |
| Diluted EPS (Rs.)  | 12.36           | 12.43           | 11.60           | 49.43            | 45.45           |



**VENUS PIPES & TUBES LIMITED**  
**CIN NO. L24311GJ2015PLC082306**  
Survey No. 233/2 and 234/1, Dhaneti, Bhuj (Kachchh - 370020) Gujarat, India; Tel : +91 2836 232183  
E-mail: cs@venuspipes.com; Website: www.venuspipes.com  
Statement of Assets And Liabilities as at March 31, 2026

(Rs. In Million, unless otherwise stated)

| Particulars  | As at March 31, 2026<br>(Audited) | As at March 31, 2025<br>(Audited) |
|--|-----------------------------------|-----------------------------------|
| <b>I ASSETS</b>  |                                   |                                   |
| <b>1 Non-current assets</b>  |                                   |                                   |
| (a) Property, Plant and Equipment  | 3,961.28                          | 3,088.29                          |
| (b) Right-of-Use Assets  | 16.87                             | -                                 |
| (c) Intangible Assets  | 11.41                             | 6.85                              |
| (d) Capital Work in Progress   | 1,236.74                          | 665.40                            |
| (e) Financial Assets   |                                   |                                   |
| (i) Other Financial Assets   | 48.82                             | 53.01                             |
| (f) Other Non Current Assets   | 331.27                            | 143.96                            |
|  | <b>5,606.39</b>                   | <b>3,957.51</b>                   |
| <b>2 Current assets</b>  |                                   |                                   |
| (a) Inventories  | 3,868.91                          | 3,427.79                          |
| (b) Financial assets   |                                   |                                   |
| (i) Investment   | 8.13                              | 33.54                             |
| (ii) Trade Receivables   | 2,598.58                          | 1,920.13                          |
| (iii) Cash and Cash Equivalents  | 61.82                             | 29.35                             |
| (iv) Bank balances other than (iii) above  | 227.53                            | 100.53                            |
| (v) Other Financial Assets   | 81.10                             | 26.44                             |
| (c) Other Current Assets   | 543.08                            | 587.74                            |
|  | <b>7,389.15</b>                   | <b>6,125.52</b>                   |
| <b>Total Assets</b>  | <b>12,995.54</b>                  | <b>10,083.03</b>                  |
| <b>II. EQUITY AND LIABILITIES</b>  |                                   |                                   |
| <b>Equity</b>  |                                   |                                   |
| (a) Equity Share Capital   | 207.16                            | 204.31                            |
| (b) Other Equity   | 6,477.63                          | 5,110.49                          |
|  | <b>6,684.79</b>                   | <b>5,314.80</b>                   |
| <b>Liabilities</b>   |                                   |                                   |
| <b>1 Non-current liabilities</b>   |                                   |                                   |
| (a) Financial liabilities  |                                   |                                   |
| (i) Borrowings   | 905.74                            | 280.20                            |
| (ii) Lease Liability   | 14.59                             | -                                 |
| (b) Provisions   | 18.13                             | 18.03                             |
| (c) Deferred Tax Liabilities (Net)   | 181.53                            | 123.25                            |
|  | <b>1,119.99</b>                   | <b>421.48</b>                     |
| <b>2 Current liabilities</b>   |                                   |                                   |
| (a) Financial liabilities  |                                   |                                   |
| (i) Borrowings   | 1,949.54                          | 1,635.23                          |
| (ii) Lease Liability   | 1.10                              | -                                 |
| (iii) Trade payables   |                                   |                                   |
| - Total outstanding dues to Micro Enterprise & Small Enterprise                      | 102.27                            | 18.01                             |
| - Total outstanding dues of Creditors other than Micro Enterprise & Small Enterprise | 2,871.00                          | 2,380.69                          |
| (iv) Other Financial Liabilities   | 62.10                             | 72.64                             |
| (b) Other current liabilities  | 46.31                             | 50.15                             |
| (c) Provisions   | 2.80                              | 1.05                              |
| (d) Current-Tax Liabilities (Net)  | 155.63                            | 188.98                            |
|  | <b>5,190.75</b>                   | <b>4,346.75</b>                   |
| <b>Total Equity and Liabilities</b>  | <b>12,995.54</b>                  | <b>10,083.03</b>                  |



VENUS PIPES & TUBES LIMITED  
CIN NO. L24311GJ2015PLC082306  
Survey No. 233/2 and 234/1, Dhaneti, Bhuj (Kachchh - 370020) Gujarat, India; Tel : +91 2836 232183  
E-mail: cs@venuspipes.com; Website: www.venuspipes.com  
Statement of Cash Flow for year ended March 31, 2026

(Rs. In Million, unless otherwise stated)

| Particulars  | For the Year Ended<br>March 31, 2026<br>(Audited) |                   | For the Year ended<br>March 31, 2025<br>(Audited) |                   |
|--|---|-------------------|---|-------------------|
|  |   |                   |   |                   |
| <b>A CASH FLOW FROM OPERATING ACTIVITIES</b>                         |   |                   |   |                   |
| Profit before tax and adjustments for:                               | 1,373.30  |                   | 1,253.66  |                   |
| - Depreciation and Amortization                                      | 235.82  |                   | 185.32  |                   |
| - Provision for doubtful debts(ECL)/advances                         | 8.74  |                   | 3.64  |                   |
| - Unrealized Foreign exchange (gain)/loss                            | 15.24   |                   | (8.40)  |                   |
| - Interest Expense   | 346.32  |                   | 281.28  |                   |
| - Interest Income  | (14.43)   |                   | (15.97)   |                   |
| - Net mark to market (Gain)/loss on investments                      | (1.15)  |                   | (2.38)  |                   |
| <b>Changes in Working Capital:-</b>                                  |   |                   |   |                   |
| <b>Adjustment for (Increase) / Decrease in Operating Assets</b>      |   |                   |   |                   |
| - Trade Receivables  | (680.86)  |                   | (147.33)  |                   |
| - Inventory  | (441.11)  |                   | (1,168.44)  |                   |
| - Other Non Current Financial Assets                                 | 4.26  |                   | 8.70  |                   |
| - Other Current Financial Assets                                     | 0.83  |                   | 0.06  |                   |
| - Other Current Assets   | 44.65   |                   | (194.71)  |                   |
| <b>Adjustment for Increase / (Decrease) in Operating Liabilities</b> |   |                   |   |                   |
| - Non Current Liabilities  | 0.62  |                   | 5.64  |                   |
| - Other Current & Non-Current Financial Liabilities                  | -   |                   | -   |                   |
| - Trade Payables   | 565.36  |                   | 663.70  |                   |
| - Other Current Liabilities  | (2.11)  |                   | 4.76  |                   |
| Cash generated from Operations                                       |   | 1,455.48          |   | 869.53            |
| Income taxes paid (net)  |   | (331.32)          |   | (182.94)          |
| <b>Net cash (used in)/from Operating Activities (A)</b>              |   | <b>1,124.16</b>   |   | <b>686.59</b>     |
| <b>B CASH FLOW FROM INVESTING ACTIVITIES</b>                         |   |                   |   |                   |
| (Purchase)/Sale of current investments                               |   | 26.57             |   | -                 |
| Purchase of Property, Plant & Equipment, CWIP and Capital Advance    |   | (1,886.63)        |   | (1,083.87)        |
| Increase / (decrease) in Fixed Deposits/Escrow a/c                   |   | (179.00)          |   | (72.58)           |
| Interest Received  |   | 10.84             |   | 14.50             |
| <b>Net Cash from/(used in) Investing Activities (B)</b>              |   | <b>(2,028.22)</b> |   | <b>(1,141.95)</b> |
| <b>C CASH FLOW FROM FINANCING ACTIVITIES</b>                         |   |                   |   |                   |
| Issue of Equity Shares/warrant money (net off issue expenses)        |   | 363.38            |   | 350.62            |
| Proceeds / (Repayment) from / (of) long term Borrowings (Net)        |   | 775.51            |   | (56.83)           |
| Proceeds / (Repayment) from / (of) short term Borrowings (Net)       |   | 164.35            |   | 479.05            |
| Interest Paid  |   | (346.07)          |   | (278.25)          |
| Dividend Paid  |   | (20.64)           |   | (20.33)           |
| <b>Net cash from/(used in) Financing Activities (C)</b>              |   | <b>936.53</b>     |   | <b>474.26</b>     |
| <b>Net increase in cash and cash equivalents (A+B+C)</b>             |   | <b>32.47</b>      |   | <b>18.90</b>      |
| Cash and cash equivalents at the beginning of the period             |   | 29.35             |   | 10.45             |
| Cash and cash equivalents at the end of the period                   |   | <b>61.82</b>      |   | <b>29.35</b>      |
| <b>Components of Cash &amp; Cash Equivalents</b>                     |   |                   |   |                   |
| Cash on Hand   |   | 0.22              |   | 0.44              |
| Balances with banks:   |   |                   |   |                   |
| a) In current account  |   | 0.68              |   | 28.91             |
| b) Fixed Deposit (Original Maturity less than three months)          |   | 60.92             |   | -                 |
| <b>Total Cash and Cash Equivalents</b>                               |   | <b>61.82</b>      |   | <b>29.35</b>      |

**Note :**

1. The above Cash Flow Statement has been prepared under the indirect method set out in IND AS - 07 "Statement of Cash Flow" issued by the Central Government under Indian Accounting Standards (Ind AS) notified under section 133 of the Companies Act, 2013 (Companies Indian Accounting Standard Rules, 2015)



## Notes to Statement of Audited Financial Results for the quarter and year ended March 31, 2026

1. In terms of Regulation 33 of the SEBI (Listing Obligations and Disclosure Requirements) Regulations 2015, this Statement of Audited Financial Results for the quarter and year ended March 31, 2026 ("Audited Financial Results") of the Company has been reviewed by the Audit Committee and approved by the Board of Directors at their meeting held on May 26, 2026 and have been subjected to an Audit by the Statutory Auditors of the Company. The Statutory Auditors have expressed an unmodified audit opinion on these results.
2. The figure for the quarter ended March 31, 2026 and March 31, 2025 are balancing figures between the figures for the audited financial year and year to date unaudited figures up to the third quarter of the respective financial year. The figures up to the third quarter of the current financial year has been reviewed by the auditors.
3. These financial results have been prepared in accordance with Indian Accounting Standard (Ind-AS) as prescribed under section 133 of Companies Act 2013 read with rule 3 of the Companies (Indian Accounting Standards) Rules 2015 and relevant amendment thereafter.
4. The Company had allotted 4,20,000 Convertible Warrants at an issue price of Rs. 1,700/- per warrant on preferential basis on April 10, 2024, each convertible into one Equity Share of face value of Rs. 10/- each within a period of 18 months from the date of allotment.

During the previous quarter ended December 31, 2025, all the remaining Convertible Warrants were converted into Equity Shares. Consequently, no Convertible Warrants remain outstanding as on March 31, 2026.

5. The Government of India, vide notification dated November 21, 2025, has notified four Labour Codes, thereby consolidating 29 existing labour laws into a unified framework. The Labour Codes, inter alia, introduce changes including a uniform definition of wages and modifications to employee benefits such as leave and gratuity.

Accordingly, during the quarter and nine months ended December 31, 2025, the Company had recognised an estimated incremental liability of Rs. 6.45 millions towards gratuity and compensated absences as an exceptional item based on best estimates and available information relating to changes in the wage definition under the New Labour Codes. Subsequently, based on refinement of assumptions in accordance with the New Labour Codes and applicable rules and actuarial valuation, the liability has been revised to Rs. 4.58 millions for the year ended March 31, 2026, and the excess provision of Rs. 1.87 millions has been reversed in the financial results for the quarter ended March 31, 2026.

The Company continues to monitor the finalisation of Central and State Rules and clarifications issued by the Government on various aspects of the New Labour Codes. Any further financial impact arising from such developments will be evaluated and accounted for in the period in which such developments are notified, as considered necessary.

6. As the Company operates in a single operating segment, it did not give rise to different operating segments in accordance with Ind AS 108 - Operating Segments.
7. The previous period numbers have been regrouped/re-cast & rearranged wherever necessary to confirm the current period presentation.
8. The Board of directors of the company at their meeting held on May 26, 2026 has recommended the final dividend of Rs 0.5 per equity share, i.e., 5% on face value of Rs 10/- per equity share respectively for FY



2025-26 subject to approval of shareholders in the ensuing Annual General Meeting. With this, the total dividend declared for FY 2025-26 stands at Rs 1 per equity share of Rs 10/- each.

9. The Company is not a Large Corporate as per the applicability criteria given under the Chapter XII of SEBI Operational circular no. SEBI/HO/DDHS/P/CIR/ 2021/613 dated August 10, 2021 read with SEBI Circular No. SEBI/HO/DDHS/DDHS-RACPOD1/P/CIR/2023/172 dated October 19, 2023.
10. The above Audited Financial Results of the Company are available on Company's website [www.venuspipes.com](http://www.venuspipes.com) and also on the website of BSE ([www.bseindia.com](http://www.bseindia.com)) and NSE ([www.nseindia.com](http://www.nseindia.com)), where the shares of the Company are listed.

**For and on behalf of the Board of Directors of Venus Pipes & Tubes Limited**

  
**Mr. Arun Kothari**  
**Chairman & Managing Director**  
**(DIN: 00926613)**  
**Dhaneti, Bhuj**  
**May 26, 2026**





**Independent Auditor's Report on the Quarterly and Year to Date Audited Financial Results of the Company Pursuant to the Regulation 33 of the SEBI (Listing Obligations and Disclosure Requirements) Regulations, 2015, as amended**

**To The Board of Directors of  
Venus Pipes and Tubes Limited**

**Opinion**

We have audited the accompanying statement of financial results of **Venus Pipes and Tubes Limited** (the "Company") for the quarter and year ended March 31, 2026 (the "Statement"), attached herewith, being submitted by the Company pursuant to the requirement of Regulation 33 of the SEBI (Listing Obligations and Disclosure Requirements) Regulations, 2015, as amended (the "Listing Regulations").

In our opinion and to the best of our information and according to the explanations given to us, the Statement:

- i. is presented in accordance with the requirements of Regulations 33 of the Listing Regulations in this regard; and
- ii. give a true and fair view in conformity with the recognition and measurement principles laid down in the applicable Indian Accounting Standards (Ind AS) and other accounting principles generally accepted in India, of the net profit and other comprehensive income and other financial information of the company for the quarter and year ended 31 March 2026.

**Basis for Opinion**

We conducted our audit in accordance with the Standards on Auditing (SAs) specified under section 143(10) of the Companies Act, 2013, as amended ("the Act"). Our responsibilities under those Standards are further described in the "Auditor's Responsibilities for the Audit of the Financial Results" section of our report. We are independent of the Company in accordance with the Code of Ethics issued by the Institute of Chartered Accountants of India together with the ethical requirements that are relevant to our audit of the financial statements under the provisions of the Act and the Rules thereunder, and we have fulfilled our other ethical responsibilities in accordance with these requirements and the Code of Ethics. We believe that the audit evidence obtained by us is sufficient and appropriate to provide a basis for our opinion.



## **Management's Responsibilities for the Financial Results**

These financial results have been prepared on the basis of the financial statements.

The Company's Board of Directors are responsible for the preparation and presentation of these annual financial results that give a true and fair view of the net profit and other comprehensive loss and other financial information in accordance with the recognition and measurement principles laid down in Indian Accounting Standards prescribed under Section 133 of the Act and other accounting principles generally accepted in India and in compliance with Regulation 33 of the Listing Regulations. This responsibility also includes maintenance of adequate accounting records in accordance with the provisions of the Act for safeguarding of the assets of the Company and for preventing and detecting frauds and other irregularities; selection and application of appropriate accounting policies; making judgments and estimates that are reasonable and prudent; and the design, implementation and maintenance of adequate internal financial controls, that were operating effectively for ensuring accuracy and completeness of the accounting records, relevant to the preparation and presentation of the annual financial results that give a true and fair view and are free from material misstatement, whether due to fraud or error.

In preparing the financial results, the Board of Directors are responsible for assessing the Company's ability to continue as a going concern, disclosing, as applicable, matters related to going concern and using the going concern basis of accounting unless the Board of Directors either intends to liquidate the Company or to cease operations, or has no realistic alternative but to do so.

The Board of Directors are responsible for overseeing the Company's financial reporting process.

## **Auditor's Responsibilities for the Audit of the Financial Results**

Our objectives are to obtain reasonable assurance about whether the financial results as a whole is free from material misstatement, whether due to fraud or error, and to issue an auditor's report that includes our opinion. Reasonable assurance is a high level of assurance but is not a guarantee that an audit conducted in accordance with SAs will always detect a material misstatement when it exists. Misstatements can arise from fraud or error and are considered material if, individually or in the aggregate, they could reasonably be expected to influence the economic decisions of users taken on the basis of these financial results.

As part of an audit in accordance with SAs, we exercise professional judgment and maintain professional scepticism throughout the audit. We also:

- Identify and assess the risks of material misstatement of the financial results, whether due to fraud or error, design and perform audit procedures responsive to those risks, and obtain audit evidence that is sufficient and appropriate to provide a basis for our opinion. The risk of not detecting a material misstatement resulting from fraud is higher than for one resulting from error, as fraud may involve collusion, forgery, intentional omissions, misrepresentations, or the override of internal control.

Page 2 of 4



- Obtain an understanding of internal control relevant to the audit in order to design audit procedures that are appropriate in the circumstances. Under Section 143(3)(i) of the Act, we are also responsible for expressing our opinion on whether the company has adequate internal financial controls with reference to financial statements in place and the operating effectiveness of such controls.
- Evaluate the appropriateness of accounting policies used and the reasonableness of accounting estimates and related disclosures made by the Board of Directors.
- Conclude on the appropriateness of the Board of Directors' use of the going concern basis of accounting and, based on the audit evidence obtained, whether a material uncertainty exists related to events or conditions that may cast significant doubt on the Company's ability to continue as a going concern. If we conclude that a material uncertainty exists, we are required to draw attention in our auditor's report to the related disclosures in the financial results or, if such disclosures are inadequate, to modify our opinion. Our conclusions are based on the audit evidence obtained up to the date of our auditor's report. However, future events or conditions may cause the Company to cease to continue as a going concern.
- Evaluate the overall presentation, structure and content of the financial results, including the disclosures, and whether the Statement represents the underlying transactions and events in a manner that achieves fair presentation.

Materiality is the magnitude of misstatements in the financial results that individually or in aggregate, make it probable that the economic decisions of a reasonably knowledge user of financial results may be influenced. We consider quantitative materiality and qualitative factors in (i) planning the scope of our audit work and in evaluating the results of our work; and (ii) to evaluate the effect of any identified misstatements in the financial results.

We communicate with those charged with governance regarding, among other matters, the planned scope and timing of the audit and significant audit findings, including any significant deficiencies in internal control that we identify during our audit.



We also provide those charged with governance with a statement that we have complied with relevant ethical requirements regarding Independence, and to communicate with them all relationships and other matters that may reasonably be thought to bear on our independence, and where applicable, related safeguards.

#### **Other Matters**

The annual financial results include the results for the quarter ended 31 March 2026 being the balancing figure between the audited figures in respect of the full financial year and the unaudited year to date figures up to the third quarter of the current financial year which were subject to limited review by us.

Our report on the statement is not modified in respect of this matter.

**For Maheshwari & Co.  
Chartered Accountants  
Firm's Registration No.105834W**



*Abhishek Choudhary*  
**Abhishek Choudhary  
(Partner)  
Membership No. 149019  
UDIN: 26149019KVGIXF6083**

**Place: Surat  
Date:26.05.2026**

Date: May 26,2026

|   |  |
|---|--|
| To,<br>BSE Limited<br>Phiroze Jeejeebhoy Towers,<br>Dalal Street, Mumbai - 400001 | To,<br>National Stock Exchange of India Ltd<br>Exchange Plaza, Plot No. C/1, G Block,<br>Bandra Kurla Complex,<br>Bandra (East), Mumbai - 400051 |
|---|--|

**Scrip Code: 543528**

**ISIN No: INE0JA001018**

**Symbol: VENUSPIPES**

**Subject: Declaration pursuant to Regulation 33(3)(d) of SEBI (Listing Obligations and Disclosure Requirement) Regulation, 2015.**

**Dear Sir/ Madam,**


Pursuant to Regulation 33(3)(d) of the Securities and Exchange Board of India (Listing Obligations and Disclosure Requirement) Regulation, 2015, as amended, we hereby declare that the M/s Maheshwari & Co. Chartered Accountants, (FRN: 105834W), Statutory Auditors of the company have issued Audit Report with unmodified opinion on the Audited Financial Results for the financial year ended March 31, 2026.

Kindly take it on your records.  
Thanks & Regards,

**For VENUS PIPES & TUBES LIMITED**



**Kunal Bubna**  
Chief Financial Officer



**Annexure – A**

**Re-appointment of M/s BRM & Co., Chartered Accountants, as an Internal Auditor of the Company for the Financial Year 2026-27:**

| Particulars   | Details   |
|---|---|
| Reason for change viz., appointment, resignation, removal, death or otherwise | Re-appointment  |
| Date of Appointment   | May 26, 2026  |
| Term of Appointment   | For the Financial Year 2026-27  |
| Brief Profile   | <p>M/s BRM &amp; Co. is a Chartered Accountancy firm based in Gujarat, dedicated to delivering excellence in Assurance, Taxation, and Advisory Services. Guided by strong professional ethics and deep technical expertise, the firm offers effective and customized solutions through long-standing and value-driven client engagements.</p> <p>The firm is presently led by an experienced chartered accountant, whose insight and energy drive the firm's operations. He brings a rich and diverse background in areas such as Internal and Concurrent Audits, Statutory Audits, Tax Consultancy, Credit Audits, Due Diligence, and Stock Audits.</p> <p>At BRM &amp; Co., the philosophy centers on collaboration over transaction—the firm partners closely with clients, offering tailored solutions that acknowledge the unique challenges and nature of each business. Rejecting the 'one-size-fits-all' approach, the firm ensure that every service is aligned with the specific needs of the client.</p> <p>The firm places strong emphasis on talent development, continually recruiting, training, and retaining high-caliber professionals. This commitment to quality is reflected in their team's ability to deliver work of the highest standards, upholding best practices across industries.</p> |

**Annexure – B**

**Re-appointment of M/s K V M & Co., Cost Accountants, as an Cost Auditor of the Company for the Financial Year 2026-27:**

| Particulars   | Details   |
|---|---|
| Reason for change viz., appointment, resignation, removal, death or otherwise | Re-appointment  |
| Date of Appointment   | May 26, 2026  |
| Term of Appointment   | For the Financial Year 2026-27  |
| Brief Profile   | <p>KVM &amp; Co. are a firm of Cost &amp; Management Accountants of India. Objective of firm is to provide services in field of Cost and Management Account with high standards of professionalism and integrity. The Firm is into business for the last 11 Years with focus on Cost Audits, Designing Cost Audit Systems, Cost Records Maintenance, Company Law Assignments and Project Finance.</p> <p>Our Team Consists of 12 professional members Cost Accountants, Chartered Accountant and Commerce Graduates and Post Graduates.</p> |