Arvind Limited
LALBHAI GROUP

Naroda Road, Ahmedabad 380 025, India
T +91 79 30138000 W www.arvind.com

CIN - L17119GJ1931PLC000093

ARVIND

August 06, 2018

BSE Limited
Listing Dept. / Dept. of Corporate Services
Phiroze Jeejeebhoy Towers
Dalal Street
Mumbai - 400 001

Security Code : 500 101
Security ID : ARVIND

National Stock Exchange of India Ltd.
Listing Dept., Exchange Plaza, 5th Floor
Plot No. C/1, G. Block
Bandra-Kurla Complex
Bandra (E)
Mumbai - 400 051

Symbol : ARVIND

Dear Sirs,

Sub: Outcome of the Meeting of the Board of Directors held on 06th August, 2018

Ref.: Regulation 30, 33 and other applicable provisions of the SEBI (Listing Obligations and Disclosure Requirements) Regulations, 2015.

Pursuant to Regulation 33 of the SEBI (Listing Obligations and Disclosure Requirements) Regulations, 2015, we enclose herewith the following:

1. Unaudited Standalone and Consolidated Financial Results of the Company for the 1st quarter ended on 30th June, 2018 approved by the Board of Directors of the Company at their meeting held today alongwith Limited Review Reports by the statutory auditors of the Company, Deloitte Haskins & Sells LLP for the said quarter.

2. A copy of the press release being issued by the Company in respect of unaudited financial results for the 1st quarter ended on 30th June, 2018.

3. Investor Presentation for Q1 issued in this regard.

The meeting of the Board of Directors of the Company commenced at 11.00 a.m. and concluded at 01.10 P.m.

You are requested to bring this to the notice of all concerned.

Thanking you,

Yours faithfully,

ARVIND LIMITED NARODA ROAD 380025 AHMEDABAD

R. V. Bhimani
Company Secretary

Encl : As above.

Deloitte
Haskins & Sells LLP

Chartered Accountants
19th Floor, Shapath - V
S G Highway
Ahmedabad - 380 015
Gujarat, India

Tel: +91 79 6682 7300
Fax: +91 79 6682 7400

INDEPENDENT AUDITORS' REVIEW REPORT ON REVIEW OF INTERIM FINANCIAL RESULTS TO THE BOARD OF DIRECTORS OF ARVIND LIMITED

1. We have reviewed the accompanying Statement of Standalone Unaudited Financial Results of **ARVIND LIMITED** ("the Company"), for the Quarter ended June 30, 2018 ("the Statement"), being submitted by the Company pursuant to the requirement of Regulation 33 of the SEBI (Listing Obligations and Disclosure Requirements) Regulations, 2015, as modified by Circular No. CIR/CFD/FAC/62/2016 dated July 5, 2016.

   This Statement which is the responsibility of the Company's Management and approved by the Board of Directors, has been prepared in accordance with the recognition and measurement principles laid down in the Indian Accounting Standard 34 "Interim Financial Reporting" ("Ind AS 34"), prescribed under Section 133 of the Companies Act, 2013 read with relevant rules issued thereunder and other accounting principles generally accepted in India. Our responsibility is to issue a report on the Statement based on our review.

2. We conducted our review of the Statement in accordance with the Standard on Review Engagements (SRE) 2410 'Review of Interim Financial Information Performed by the Independent Auditor of the Entity', issued by the Institute of Chartered Accountants of India. This Standard requires that we plan and perform the review to obtain moderate assurance as to whether the Statement is free of material misstatement. A review is limited primarily to inquiries of Company personnel and analytical procedures applied to financial data and thus provides less assurance than an audit. We have not performed an audit and, accordingly, we do not express an audit opinion.

3. Based on our review conducted as stated above, nothing has come to our attention that causes us to believe that the accompanying Statement, prepared in accordance with the aforesaid Indian Accounting Standards and other accounting principles generally accepted in India, has not disclosed the information required to be disclosed in terms of Regulation 33 of the SEBI (Listing Obligations and Disclosure Requirements) Regulations, 2015, as modified by Circular No. CIR/CFD/FAC/62/2016 dated July 5, 2016, including the manner in which it is to be disclosed, or that it contains any material misstatement.

For **DELOITTE HASKINS & SELLS LLP**
Chartered Accountants
(Firm's Registration No. 117366W/W-100018)

DELOITTE HASKINS & SELLS LLP CHARTERED ACCOUNTANTS

Kartikeya Raval

Kartikeya Raval
Partner
(Membership No. 106189)

AHMEDABAD, August 6, 2018

Regd. Office: Indiabulls Finance Centre, Tower 3, 27th - 32nd Floor, Senapati Bapat Marg, Elphinstone Road (West), Mumbai - 400 013, Maharashtra, India.
(LLP Identification No. AAB-8737)

Arvind Limited
LALBHAI GROUP
Naroda Road, Ahmedabad 380 025, India
T +91 79 30138000 W www.arvind.com
CIN - L17119GJ1931PLC000093

Arvind

STATEMENT OF UNAUDITED STANDALONE FINANCIAL RESULTS FOR THE QUARTER ENDED JUNE 30,2018

[₹ in Crores except per share data]

Sr. No.	Particulars	Quarter Ended			Year Ended
		30.06.18	31.03.18	30.06.17	31.03.18
		Unaudited	Refer Note 7	Unaudited	Audited
1	**Income from operations**				
	(a) Revenue from Operations (Refer Note 2 and 5)	1,671.33	1,694.65	1,626.55	6,426.11
	(b) Other Income	14.52	20.79	16.82	74.96
	Total Income	**1,685.85**	**1,715.44**	**1,643.37**	**6,501.07**
2	**Expenses**				
	(a) Cost of materials consumed	726.97	636.29	699.49	2,600.60
	(b) Purchase of stock-in-trade	77.38	107.79	31.73	321.34
	(c) Changes in inventories of finished goods, work-in-progress and stock-in-trade	(19.27)	97.71	(18.32)	77.88
	(d) Project Expenses	1.89	2.27	2.98	9.22
	(e) Employee benefits expense	199.41	183.06	205.52	784.54
	(f) Finance Costs	48.58	47.07	41.23	177.68
	(g) Depreciation and amortisation expense	51.84	56.10	50.36	208.85
	(h) Other Expenses	507.71	509.05	521.07	2,006.63
	Total Expenses	**1,594.51**	**1,639.34**	**1,534.06**	**6,186.74**
3	**Profit before Exceptional Items & Tax (1-2)**	**91.34**	**76.10**	**109.31**	**314.33**
4	Add/(Less) : Exceptional Item (Refer Note 6)	(8.61)	(0.80)	(6.91)	(22.72)
5	**Profit before tax (3+4)**	**82.73**	**75.30**	**102.40**	**291.61**
6	**Tax Expense :**				
	- Current Tax	18.31	16.03	23.39	60.93
	- (Excess)/short provision of earlier years	39.50	-	-	1.26
	- Deferred Tax Credit	(38.82)	(8.42)	(0.60)	(20.62)
	Total Tax Expense	**18.99**	**7.61**	**22.79**	**41.57**
7	**Net Profit for the period/year (5-6)**	**63.74**	**67.69**	**79.61**	**250.04**
8	**Other Comprehensive Income /(Loss) (net of tax)**				
	(a) Items that will not be classified to profit and loss				
	(i) Equity Instruments through Other Comprehensive Income (FVOCI)	-	0.42	-	0.42
	(ii) Remeasurement of defined benefit plan	(2.63)	(14.54)	0.30	(13.64)
	(iii) Income tax related to items no (ii) above	0.92	5.04	(0.10)	4.73
	(b) Items that will be reclassified to profit and loss				
	(i) Effective portion of gain or loss on cash flow hedges	(41.05)	(26.82)	(29.05)	(43.90)
	(ii) Income tax related to items no (i) above	14.34	9.27	10.05	15.18
	Other Comprehensive Loss (net of tax)	**(28.42)**	**(26.63)**	**(18.80)**	**(37.21)**
9	**Total Comprehensive Income for the period/year (7+8)**	**35.32**	**41.06**	**60.81**	**212.83**
10	Paid-up Equity Share Capital (Face Value ₹ 10/- per share)	258.62	258.62	258.52	258.62
11	Other Equity				2,899.61
12	**Earnings per Share in ₹-(Annualised except for quarter)**				
	- Basic	2.47	2.62	3.06	9.67
	- Diluted	2.46	2.61	3.06	9.65
	(See accompanying notes to the Standalone Financial Results)				

Notes :

1 The above unaudited standalone financial results were reviewed by the Audit Committee and have been considered and approved by the Board of Directors at their meeting held on August 6, 2018. The same have been subjected to Limited Review by the Statutory Auditors.

2 Post implementation of Goods and Service Tax (GST) with effect from July 1, 2017,revenue from operations is disclosed net off GST. Revenue from operations for the quarter ended June 30, 2017 included excise duty which is now subsumed in the GST. Revenue from operations for the year ended March 31, 2018 includes excise duty upto June 30, 2017. Accordingly, revenue from operations for the quarter ended June 30, 2018 is not comparable with those of previous period presented.

3 In the board meeting held on November 8, 2017, the Board of Directors of the Company has approved a scheme of arrangement between the Company and its subsidiary companies, Arvind Fashions Limited (AFL) and The Anup Engineering Limited (Anup) as well as with Anveshan Heavy Engineering Limited (Anveshan) whereby it is proposed to demerge Branded Apparel Undertaking and Engineering undertaking of the Company to AFL and Anveshan respectively and Anup will be merged with Anveshan. Subsequently, as part of the Scheme AFL and Anup would be demerged from the Group. The Scheme is subject to approval of relevant regulatory authorities. Pending such approvals, the Company has not given effect of the scheme in the financial results for the quarter ended June 30, 2018.

4 W.e.f April 1, 2018, the Company has changed the useful life of certain Property, Plant & Equipment based upon the technical evaluation conducted by the management. Accordingly, change in useful life of the Property, Plant & Equipment is being applied prospectively in accordance with Ind AS 8 - Accounting Policies, Changes in Accounting Estimates and Errors. Had the Company continued with the previously assessed useful life of Property, Plant & Equipment, charge for depreciation for the quarter ended June 30, 2018 would have been higher by ₹ 0.32 crores for assets held as on April 1, 2018.

For Identification Purposes Only
MUMBAI
CHARTERED ACCOUNTANTS

Arvind Limited
LALBHAI GROUP
Naroda Road, Ahmedabad 380 025, India
T +91 79 30138000 W www.arvind.com
CIN - L17119GJ1931PLC000093

Arvind

5 W.e.f April 1, 2018, the Company has adopted Ind AS 115 – "Revenue from contracts with customers" under the full retrospective approach. Accordingly, the comparatives have been adjusted to give the effect of Ind AS 115. The effect on adoption of Ind AS 115 was insignificant on the financial results.

6 Exceptional items represents following:

Particulars	Quarter Ended			Year Ended
	30.06.18	31.03.18	30.06.17	31.03.18
	Unaudited	Refer Note 7	Unaudited	Audited
(a) Retrenchment Compensation	8.61	14.62	6.91	36.54
(b) Profit on Sale of Land		(23.30)	-	(23.30)
(c) Loss on sale of Investments		9.48	-	9.48
Total	**8.61**	**0.80**	**6.91**	**22.72**

7 The figures for the quarter ended March 31, 2018 are the balancing figures between audited figures in respect of the full financial year and the unaudited published year-to-date figures upto the third quarter ended December 31, 2017.

For Arvind Limited

Sanjay Lalbhai

Sanjay S. Lalbhai
Chairman & Managing Director

Ahmedabad
August 06,2018

For Identification Purposes Only
DELOITTE HASKINS & SELLS LLP
MUMBAI
CHARTERED ACCOUNTANTS
For Identification Purposes Only

Arvind Limited
LALBHAI GROUP
Naroda Road, Ahmedabad 380 025, India
T +91 79 30138000 W www.arvind.com
CIN - L17119GJ1931PLC000093

Arvind

SEGMENTWISE REVENUE, RESULTS,SEGMENT ASSETS AND LIABILITIES (STANDALONE) FOR THE QUARTER ENDED JUNE 30, 2018

[₹ in Crores]

Sr. No	Particulars	Quarter Ended			Year Ended
		30.06.18	31.03.18	30.06.17	31.03.18
		Unaudited	Refer Note 7	Unaudited	Audited
1	**Segment Revenue (Net Sales / Income from Operations)**				
	(a) Textiles	1,535.18	1,499.35	1,501.15	5,830.74
	(b) Branded Apparels	12.44	23.71	19.13	67.87
	(c) Advanced Material	104.50	117.72	88.51	395.89
	(d) Engineering	1.40	21.56	0.13	26.86
	(e) Others	18.84	33.33	19.01	107.88
	Total	**1,672.36**	**1,695.67**	**1,627.93**	**6,429.24**
	Less : Inter Segment Sales	1.03	1.02	1.38	3.13
	Net Sales / Income from Operations	**1,671.33**	**1,694.65**	**1,626.55**	**6,426.11**
2	**Segment Results (Profit and (Loss) before Interest & Tax)**				
	(a) Textiles	144.56	158.72	186.53	657.34
	(b) Branded Apparels	(3.88)	1.31	(7.56)	(20.10)
	(c) Advanced Material	4.75	(11.74)	(2.92)	(26.92)
	(d) Engineering	(0.19)	0.38	(0.10)	0.88
	(e) Others	(12.53)	(12.51)	(22.18)	(76.16)
	Total	**132.71**	**136.16**	**153.77**	**535.04**
	Less :				
	(a) Interest and Finance Charges (Net)	48.58	47.07	41.23	177.68
	(b) Other Unallocable expenditure (net of un-allocable income)	1.40	13.79	10.14	65.75
	Profit Before Tax	**82.73**	**75.30**	**102.40**	**291.61**
3	**Segment Assets**				
	(a) Textiles	4,183.11	4,143.73	3,906.99	4,143.73
	(b) Branded Apparels	507.36	509.74	250.69	509.74
	(c) Advanced Material	379.76	368.81	467.31	368.81
	(d) Engineering	28.20	41.63	7.28	41.63
	(e) Others	142.29	174.03	161.42	174.03
	(f) Unallocable	1,778.79	1,806.12	1,872.94	1,806.12
	Total Segment Assets	**7,019.51**	**7,044.06**	**6,666.63**	**7,044.06**
4	**Segment Liabilities**				
	(a) Textiles	876.77	989.00	694.91	989.00
	(b) Branded Apparels	23.07	26.09	42.36	26.09
	(c) Advanced Material	48.83	59.12	41.38	59.12
	(d) Engineering	10.55	1.51	0.15	1.51
	(e) Others	31.28	52.22	35.64	52.22
	(f) Unallocable	138.73	195.75	188.28	195.75
	Total Segment Liabilities (excluding Borrowing)	**1,129.23**	**1,323.69**	**1,002.72**	**1,323.69**

Notes :

I Considering the nature of the Company's business and operations, as well as based on reviews performed by Chief operating decision maker regarding resource allocation and performance management, the Company has re-organized its operating segments w.e.f April 1, 2018 and has classified in following manner:

Advanced Material Divisions (including Fire Resistant & Technical Product divisions included in Textile Division earlier) as separate operating segment which was previously classified in "Others". Also, it has re-grouped previously reported segment of Arvind Internet to "Others" w.e.f April 1, 2018.

After considering the above reorganization, the Company has identified following as reportable segments in accordance with the requirements of Ind AS 108 – " Operating Segments".

Classification of Reportable Segments :

1 **Textiles** : Fabrics, Garments and Fabric Retail.
2 **Branded Apparels :** Branded Garments,accessories and manufacturing & selling of customised clothing. Manufacturing and selling of branded accessories is reclassified and considered as branded apparels segment w.e.f. July 1,2017.
3 **Advanced Materials :** Human Protection fabric & garments,Industrial Products,Advance Composites and Automotive fabrics.
4 **Engineering :** Engineering
5 **Others :** E-commerce, Agriculture Produce, EPABX and One to Many Radio, Water Treatment and Others.

II The figures for the corresponding previous period have been regrouped/reclassified wherever necessary to make them comparable with the current year's classification.

For Arvind Limited

Sanjay S. Lalbhai
Chairman & Managing Director

Ahmedabad
August 06,2018

For Identification Purposes Only
DELOITTE HASKINS & SELLS LLP
CHARTERED ACCOUNTANTS
MUMBAI

Deloitte Haskins & Sells LLP

Chartered Accountants
19th Floor, Shapath - V
S G Highway
Ahmedabad - 380 015
Gujarat, India

Tel: +91 79 6682 7300
Fax: +91 79 6682 7400

INDEPENDENT AUDITORS' REVIEW REPORT ON REVIEW OF INTERIM FINANCIAL RESULTS TO THE BOARD OF DIRECTORS OF ARVIND LIMITED

1. We have reviewed the accompanying Statement of Unaudited Consolidated Financial Results of **ARVIND LIMITED** ("the Parent") and its subsidiaries (the Parent and its subsidiaries together referred to as "the Group"), and its share of the profit of its joint ventures for the Quarter ended June 30, 2018 ("the Statement") being submitted by the Parent pursuant to the requirement of Regulation 33 of the SEBI (Listing Obligations and Disclosure Requirements) Regulations, 2015, as modified by Circular No. CIR/CFD/FAC/62/2016 dated July 5, 2016.

   This Statement, which is the responsibility of the Parent's Management and approved by the Board of Directors, has been prepared in accordance with the recognition and measurement principles laid down in Indian Accounting Standard 34 "Interim Financial Reporting" ("Ind AS 34"), prescribed under Section 133 of the Companies Act, 2013 read with relevant rules issued thereunder and other accounting principles generally accepted in India. Our responsibility is to issue a report on the Statement based on our review.

2. We conducted our review of the Statement in accordance with the Standard on Review Engagements (SRE) 2410 "Review of Interim Financial Information Performed by the Independent Auditor of the Entity", issued by the Institute of Chartered Accountants of India. This Standard requires that we plan and perform the review to obtain moderate assurance as to whether the Statement is free of material misstatement. A review is limited primarily to inquiries of Parent's personnel and analytical procedures applied to financial data and thus provides less assurance than an audit. We have not performed an audit and, accordingly, we do not express an audit opinion.

3. The Statement includes the results of the parent, subsidiaries and joint ventures as given in the annexure to this report.

4. Based on our review conducted as stated above and based on the consideration of the review reports of other auditors referred to in paragraph 5 below, nothing has come to our attention that causes us to believe that the accompanying Statement, prepared in accordance with the aforesaid Indian Accounting Standards and other accounting principles generally accepted in India, has not disclosed the information required to be disclosed in terms of Regulation 33 of the SEBI (Listing Obligations and Disclosure Requirements) Regulations, 2015, as modified by Circular No. CIR/CFD/FAC/62/2016 dated July 5, 2016, including the manner in which it is to be disclosed, or that it contains any material misstatement.

5. We did not review the interim financial results of 14 subsidiaries included in the unaudited consolidated financial results, whose interim financial results reflects total revenues of Rs. 1,235.07 crores for the quarter ended June 30, 2018, total profit after tax of Rs. 5.62 crores and total comprehensive income of Rs. 5.38 crores for the quarter ended June 30, 2018, as considered in the unaudited consolidated financial results.

   These interim financial results have been reviewed by other auditors whose reports have been furnished to us by the Management and our report on the Statement, in so far as it relates to the amounts and disclosures included in respect of these subsidiaries is based solely on the reports of the other auditors.

   Our report on the Statement is not modified in respect of these matters.

DELOITTE HASKINS & SELLS LLP CHARTERED ACCOUNTANTS

6. The unaudited consolidated financial results includes the interim financial results of 14 subsidiaries which have not been reviewed by their auditors, whose interim financial information reflects total revenues of Rs. 58.62 crores for the Quarter ended June 30, 2018, total loss after tax of Rs. 8.51 crores and total comprehensive loss of Rs. 7.08 crores for the Quarter ended June 30, 2018, as considered in the unaudited consolidated financial results. The unaudited consolidated financial results also includes the Group's share of Profit after tax and total comprehensive income of Rs. 0.25 crores for the quarter ended June 30, 2018, as considered in the unaudited consolidated financial results, in respect of 3 joint ventures, based on their interim financial results which have not been reviewed by their auditors. According to the information and explanations given to us by the Management, these interim financial results are not material to the Group.

   Our report on the Statement is not modified in respect of our reliance on the interim financial information certified by the Management.

For **DELOITTE HASKINS & SELLS LLP**
Chartered Accountants
(Firm's Registration No. 117366W/W-100018)

DELOITTE HASKINS & SELLS LLP CHARTERED ACCOUNTANTS

Kartikeya Raval

Kartikeya Raval
Partner
(Membership No. 106189)

Ahmedabad, August 6, 2018

Annexure to Independent Auditor's Review Report

The Parent

1. Arvind Limited

List of Subsidiaries

1. Arvind PD Composite Private Limited
2. Arvind OG Nonwovens Private Limited
3. Arvind Internet Limited
4. Arvind Goodhill Suit Manufacturing Private Limited
5. Arvind Smart Textile Limited
6. The Anup Engineering Limited
7. Syntel Telecom Limited
8. Arvind Envisol Limited
9. Arvind Worldwide Inc. USA
10. Arvind Nilloy Exports Private Limited
11. Arvind Textile Mills Limited
12. Westech Advanced Materials Limited
13. Arvind Lifestyle Apparel Manufacturing PLC, Ethiopia
14. Brillaire Inc, Canada
15. Maruti and Ornet Infrabuild llp
16. Arvind Lifestyle Brands Limited
17. Arvind Beauty Brands Retails Private Limited
18. Arvind Fashions Limited
19. Arvind Ruf and Tuf Private Limited
20. Arvind Premium Retail Limited
21. Arvind True Blue Limited
22. Calvin Klein Arvind Fashion Private Limited
23. Tommy Hilfiger Arvind Fashion Private Limited
24. Arvind Enterprise FZC
25. Arvind Transformational Solutions Private Limited [w.e.f April 11, 2017]
26. Arya Omnitalk Wireless Solutions Private Limited [w.e.f July 1, 2017]
27. Arvind Envisol, PLC
28. Enkay LLP [w.e.f July 1, 2017]

List of Joint Ventures

1. Arya Omnitalk Radio Trunking Services Private Limited [Till June 30, 2017]
2. Arudrama Developments Private Limited
3. Arvind and Smart Value Homes LLP

Arvind Limited
LALBHAI GROUP
Naroda Road, Ahmedabad 380 025, India
T +91 79 30138000 W www.arvind.com
CIN - L17119GJ1931PLC000093

Arvind

STATEMENT OF UNAUDITED CONSOLIDATED FINANCIAL RESULTS FOR THE QUARTER ENDED JUNE 30,2018

[₹ In Crores except per share data]

Sr. No	Particulars	Quarter Ended			Year Ended
		30.06.18	31.03.18	30.06.17	31.03.18
		Unaudited	Refer Note 8	Unaudited	Audited
1	**Income from operations**				
	(a) Revenue from Operations (Refer Note 3 and 4)	2,860.96	3,094.98	2,594.21	11,254.19
	(b) Other Income	13.63	14.12	14.07	62.62
	Total Income	**2,874.59**	**3,109.10**	**2,608.28**	**11,316.81**
2	**Expenses**				
	(a) Cost of materials consumed	768.23	674.33	743.98	2,795.79
	(b) Purchase of stock-in-trade	716.80	691.78	108.69	2,013.90
	(c) Changes in inventories of finished goods, work-in-progress and stock-in-trade	(133.79)	156.65	280.71	449.82
	(d) Project Expenses	16.97	7.29	2.98	14.24
	(e) Employee benefits expense	343.02	310.70	310.16	1,264.74
	(f) Finance Costs	73.32	67.40	61.42	257.85
	(g) Depreciation and amortisation expense	91.72	96.37	86.32	359.34
	(h) Other Expenses	903.42	962.58	938.47	3,750.74
	Total Expenses	**2,779.69**	**2,967.10**	**2,532.73**	**10,906.42**
3	**Profit before Share of Profit of Joint Ventures and Exceptional Items (1-2)**	**94.90**	**142.00**	**75.55**	**410.39**
4	Add: Share of profit of Joint Ventures accounted for using Equity Method	0.25	0.45	1.64	2.71
5	**Profit before Exception items and tax (3+4)**	**95.15**	**142.45**	**77.19**	**413.10**
6	Add/(Less) : Exceptional Item (Refer Note 7)	(8.61)	(0.80)	(6.91)	(22.72)
7	**Profit before tax (5+6)**	**86.54**	**141.65**	**70.28**	**390.38**
8	**Tax Expense :**				
	- Current Tax	34.32	39.94	26.20	123.27
	- (Excess)/short provision of earlier years	39.50	0.54	-	1.80
	- Deferred Tax	(51.59)	(14.30)	(12.67)	(50.50)
	Total Tax Expense	**22.23**	**26.18**	**13.53**	**74.57**
9	**Net Profit for the period/year (7-8)**	**64.31**	**115.47**	**56.75**	**315.81**
10	**Other Comprehensive Income / (Loss) (net of tax)**				
	(a) Items that will not be classified to profit and loss				
	(i) Equity Instruments through Other Comprehensive Income (FVOCI)	-	0.42	21.87	22.29
	(ii) Remeasurement of defined benefit plan	(2.63)	(16.64)	0.30	(15.60)
	(iii) Income tax related to item (ii) above	0.92	5.73	(0.10)	5.37
	(iv) Share of Other Comprehensive Income of Joint Venture accounted for using Equity method (net of tax)	-	0.02	-	0.02
	(b) Items that will be reclassified to profit and loss				
	(i) Effective portion of gain or loss on cash flow hedges	(41.38)	(27.30)	(29.05)	(44.26)
	(ii) Exchange differences on translation of foreign operations	1.53	(0.62)	(0.25)	(5.10)
	(iii) Income tax related to above items	14.43	9.39	10.05	15.26
	Other Comprehensive Income /(Loss) (net of tax)	**(27.13)**	**(29.00)**	**2.82**	**(22.02)**
11	**Total Comprehensive Income (9+10)**	**37.18**	**86.47**	**59.57**	**293.79**
12	**Net profit for the period/year**				
	Attributable to:				
	Equityholders of the Parent	**66.50**	**108.97**	**59.73**	**309.47**
	Non Controlling Interest	(2.19)	6.50	(2.98)	6.34
	Other Comprehensive Income for the period/year				
	Attributable to:				
	Equityholders of the Parent	**(27.01)**	**(28.56)**	**2.82**	**(21.66)**
	Non Controlling Interest	(0.12)	(0.44)	-	(0.36)
	Total Comprehensive Income for the period/year				
	Attributable to:				
	Equityholders of the Parent	**39.49**	**80.41**	**62.55**	**287.81**
	Non Controlling Interest	(2.31)	6.06	(2.98)	5.98
13	Paid-up Equity Share Capital (Face Value ₹ 10/- per share)	258.62	258.62	258.52	258.62
14	Other Equity				3,524.23
15	**Earnings per Share in ₹-(Annualised except for quarter)**				
	- Basic	2.57	4.22	2.30	11.97
	- Diluted	2.57	4.21	2.29	11.95
	(See accompanying notes to the Consolidated Financial Results)				

For Identification Purposes Only
DELOITTE HASKINS & SELLS LLP
MUMBAI
CHARTERED ACCOUNTANTS
For Identification Purposes Only

Arvind Limited

LALBHAI GROUP

Naroda Road, Ahmedabad 380 025, India
T +91 79 30138000 W www.arvind.com

CIN - L17119GJ1931PLC000093

Arvind

Notes:

1 The above unaudited consolidated financial results were reviewed by the Audit Committee and have been considered and approved by the Board of Directors at their meeting held on August 6, 2018. The same have been subjected to Limited Review by the Statutory Auditors.

2 Effective from July 1, 2017, the Company has acquired the controlling interest in the Arya Omnitalk Wireless Solutions Pvt Ltd., thus it became the subsidiary of the Company. The said entity was equity accounted as Joint venture in the consolidated financial statements till June 30,2017. To this extent, the current period numbers are not comparable with the previous periods.

3 Post implementation of Goods and Service Tax (GST) with effect from July 1,2017,revenue from operations is disclosed net off GST. Revenue from operations for the quarter ended June 30,2017 included excise duty which is now subsumed in the GST. Revenue from operations for the year ended March 31,2018 includes excise duty upto June 30,2017.Accordingly, revenue from operations for the quarter ended June 30,2018 is not comparable with those of previous period presented.

4 W.e.f April 1, 2018, the Company has adopted Ind AS 115 – "Revenue from contracts with customers" under the full retrospective approach. Accordingly, the comparatives have been adjusted to give the effect of Ind AS 115. The effect on adoption of Ind AS 115 was insignificant on the financial results.

5 W.e.f April 1, 2018, the Company has changed the useful life of certain Property, Plant & Equipment based upon the technical evaluation conducted by the management. Accordingly, change in useful life of the Property, Plant & Equipment is being applied prospectively in accordance with Ind AS 8 - Accounting Policies, Changes in Accounting Estimates and Errors. Had the Company continued with the previously assessed useful life of Property, Plant & Equipment, charge for depreciation for the quarter ended June 30, 2018 would have been higher by ₹ 0.32 crores for assets held at April 1, 2018.

6 In the board meeting held on November 8, 2017, the Board of Directors of the Company has approved a scheme of arrangement between the Company and its subsidiary companies, Arvind Fashions Limited (AFL) and The Anup Engineering Limited (Anup) as well as with Anveshan Heavy Engineering Limited (Anveshan) whereby it is proposed to demerge Branded Apparel Undertaking and Engineering undertaking of the Company to AFL and Anveshan respectively and Anup will be merged with Anveshan. Subsequently, as part of the Scheme, AFL and Anup would be demerged from the Group. The Scheme is subject to approval of relevant regulatory authorities. Pending such approvals, the Company has not given effect of the scheme in the financial results for the quarter and year ended March 31, 2018.

7 Exceptional items represents following:

Particulars	**Quarter Ended**			**Year Ended**
	30.06.18 Unaudited	**31.03.18 Refer Note 8**	**30.06.17 Unaudited**	**31.03.18 Audited**
(a) Retrenchment Compensation	8.61	14.62	6.91	36.54
(b) Profit on Sale of Land		(23.30)	-	(23.30)
(c) Loss on sale of Investments		9.48	-	9.48
Total	**8.61**	**0.80**	**6.91**	**22.72**

8 The figures for the quarter ended March 31, 2018 are the balancing figures between audited figures in respect of the full financial year and the unaudited published year-to-date figures upto the third quarter ended December 31, 2017.

9 The Company has intimated the Stock Exchange to publish only Consolidated Financial Results and hence, the standalone financial results have not been published. However, the standalone financial results for the quarter and year ended June 30, 2018 is available on Company's website (www.arvind.com).

Standalone Information :

Particulars	**Quarter Ended**			**Year Ended**
	30.06.18 Unaudited	**31.03.18 Refer Note 8**	**30.06.17 Unaudited**	**31.03.18 Audited**
Revenue	1,671.33	1,694.65	1,626.55	6,426.11
Profit before Tax	82.73	75.30	102.40	291.61
Profit after Tax	63.74	67.69	79.61	250.04
Other Comprehensive Income / (Loss) (net of tax)	(28.42)	(26.63)	(18.80)	(37.21)
Total Comprehensive Income after tax	35.32	41.06	60.81	212.83

For Arvind Limited

Sanjay Lalbhai

Sanjay S. Lalbhai
Chairman & Managing Director

Ahmedabad
August 06,2018

For Identification Purposes Only
DELOITTE HASKINS & SELLS LLP
CHARTERED ACCOUNTANTS
MUMBAI
For Identification Purposes Only

Arvind Limited

LALBHAI GROUP

Naroda Road, Ahmedabad 380 025, India
T +91 79 30138000 W www.arvind.com

CIN - L17119GJ1931PLC000093

Arvind

SEGMENTWISE REVENUE, RESULTS,SEGMENT ASSETS AND LIABILITIES (CONSOLIDATED) FOR THE QUARTER ENDED JUNE 30, 2018

₹ in Crores

Sr. No	Particulars	Quarter Ended			Year Ended
		30.06.18	31.03.18	30.06.17	31.03.18
		Unaudited	Refer Note 8	Unaudited	Audited
1	**Segment Revenue (Net Sales / Income from Operations)**				
	(a) Textiles	1,561.47	1,538.55	1,526.17	5,949.82
	(b) Branded Apparels	1,016.37	1,175.22	892.61	4,273.35
	(c) Advanced Material	127.42	130.08	116.30	486.78
	(d) Engineering	36.83	83.90	24.33	223.61
	(e) Others	131.14	178.29	43.80	374.32
	Total	**2,873.23**	**3,106.04**	**2,603.21**	**11,307.88**
	Less : Inter Segment Sales	12.27	11.06	9.00	53.69
	Net Sales / Income from Operations	**2,860.96**	**3,094.98**	**2,594.21**	**11,254.19**
2	**Segment Results (Profit before Interest & Tax)**				
	(a) Textiles	142.57	151.93	181.52	648.79
	(b) Branded Apparels	4.08	50.21	(14.09)	103.24
	(c) Advanced Material	5.63	(10.19)	(1.10)	(23.75)
	(d) Engineering	6.26	25.17	4.45	50.12
	(e) Others	2.03	8.33	(23.00)	(47.88)
	Total	**160.57**	**225.45**	**147.78**	**730.52**
	Less :				
	(a) Interest and Finance Charges (Net)	73.32	67.40	61.42	257.85
	(b) Other Unallocable expenditure (net of un-allocable income)	0.71	16.40	16.08	82.29
	Profit Before Tax	**86.54**	**141.65**	**70.28**	**390.38**
3	**Segment Assets**				
	(a) Textiles	4,475.85	4,412.70	4,103.45	4,412.70
	(b) Branded Apparels	3,225.47	3,203.12	2,751.46	3,203.12
	(c) Advanced Material	518.56	504.80	622.06	504.80
	(d) Engineering	295.94	256.32	166.61	256.32
	(e) Others	571.39	567.60	306.66	567.60
	(f) Unallocable	1,228.81	1,313.88	1,306.57	1,313.88
	Total Segment Assets	**10,316.02**	**10,258.42**	**9,256.81**	**10,258.42**
4	**Segment Liabilities**				
	(a) Textiles	919.89	1,024.56	712.66	1,024.56
	(b) Branded Apparels	1,170.46	1,241.79	1,069.38	1,241.79
	(c) Advanced Material	70.05	72.02	72.05	72.02
	(d) Engineering	82.18	56.58	51.72	56.58
	(e) Others	322.06	271.46	70.79	271.46
	(f) Unallocable	125.45	180.82	171.54	180.82
	Total Segment Liabilities (excluding Borrowing)	**2,690.09**	**2,847.23**	**2,148.14**	**2,847.23**

Notes :

I Considering the nature of the Company's business and operations, as well as based on reviews performed by Chief operating decision maker regarding resource allocation and performance management, the Company has re-organized its operating segments w.e.f April 1, 2018 and has classified in following manner:

Advanced Material Divisions (including Fire Resistant & Technical Product divisions included in Textile Division earlier) as separate operating segment which was previously classified in "Others". Also, it has re-grouped previously reported segment of Arvind Internet to "Others" w.e.f April 1, 2018.

After considering the above reorganization, the Company has identified following as reportable segments in accordance with the requirements of Ind AS 108 – " Operating Segments".

Classification of Business Segments :

1 **Textiles** : Fabrics, Garments and Fabric Retail.

2 **Branded Apparels :** Branded Garments,accessories and manufacturing & selling of customised clothing. Manufactring and selling of branded accessories is reclassified and considered as branded apparels segment w.e.f. July 1,2017.

3 **Advanced Materials :** Human Protection fabric & garments,Industrial Products,Advance Composites and Automotive fabrics.

4 **Engineering :** Engineering

5 **Others :** E-commerce, Agriculture Produce, EPABX and One to Many Radio,Water Treatment and Others.

II The figures for the corresponding previous period have been regrouped/reclassified/restated wherever necessary to make them comparable with the current year's classification.

For Arvind Limited

Sanjay Lalbhai

Sanjay S. Lalbhai
Chairman & Managing Director

Ahmedabad
August 06,2018

Identification Purposes Only
DELOITTE HASKINS & SELLS LLP
CHARTERED ACCOUNTANTS
Identification Purposes Only

Arvind
FASHIONING POSSIBILITIES

PRESS RELEASE

Arvind Limited delivers a strong Q1 powered by Branded Apparel

Ahmedabad August 6, 2018, Arvind Limited has declared its financial results for the first quarter of FY 2019.

Highlights:

- **Overall revenues increased 10 percent year on year**
- **PAT before exceptional items grew 13 percent**
- **EBITDA for branded apparel grew by 75 percent**
- **Adjusted for GST & IndAS, revenues for branded apparel grew 18 percent**

Outlook: Branded apparel segment is likely to continue its industry leading 20 percent plus growth momentum and steady margin expansion is expected

Results (Rs. cr)	Q1 FY 2018	Q1 FY 2019	Growth
Revenue	2861	2594	10%
EBITDA	246	209	18%
PAT before exceptional items	75	67	13%
PAT after exceptional items	67	60	12%

Q1 FY2019 Financial Performance

The Board of Directors of Arvind Limited has approved the first quarter results of the Company. Backed by the strong performance of Branded Apparel business the Company delivered an impressive EBITDA growth of 18% accompanied by an increase in top-line of 10%. Profit After Tax (PAT before exception items) grew by 13% to Rs 75 cr.

Business segment highlights

Branded Apparel

- EBITDA for Branded Apparel grew by 75% while revenues grew by 13% over Q1 in the previous year. Adjusting for GST & IndAS, the revenue growth was ~18%.
- Power Brands – Arrow, US Polo Association, Flying Machine and Tommy Hilfiger - grew by strong 16% (20% adjusted for GST). Unlimited – the value retail offering – grew by 20%.

Textiles

- Garment volumes up ~20% following the verticalization strategy – greenfield expansion across 3 new states underway
- Fabric volumes held nearly steady despite GST related base effect and Denim industry overcapacity

FASHIONING POSSIBILITIES

Outlook

Branded Apparel segment is likely to continue its industry leading 20%+ growth momentum and steady margin expansion is expected.

Backed by garment expansion and new products, Textiles segment is likely to grow by 10% with improving margins.

Update on demerger

As stated earlier, the Company is looking to demerge its Branded Apparel and Engineering businesses into separate companies. This process is progressing as planned, and final approvals are expected in early Q2.

About Arvind Limited

Arvind Limited is the largest Textiles, Apparel and Fashion player with revenues exceeding $1.7 billion. The company is full supply chain partner to world's leading fashion brands. The domestic fashion business includes the most iconic brands like US Polo Association, Tommy Hilfiger, Calvin Klein, Arrow, Flying Machine, Gap and Sephora, to name a few.

For more information, please contact:

Tushar Makkar

Group Head – Corporate Communications

Arvind Limited

tushar.makkar@arvind.in

Mobile: 9810437303

Arvind
FASHIONING POSSIBILITIES

Q1 FY2019 Review Note

6th August 2018

Safe harbour statement

Certain statements contained in this document may be statements of future expectations and other forward looking statements that are based on management's current view and assumptions and involve known and unknown risks and uncertainties that could cause actual results, performance or events to differ materially from those expressed or implied in such statements. None of Arvind Limited or any of its affiliates, advisors or representatives shall have any liability whatsoever (in negligence or otherwise) for any loss howsoever arising from any use of this document or its content or otherwise arising in connection with this document. This document does not constitute an offer or invitation to purchase or subscribe for any shares and neither it nor any part of it shall form the basis of or be relied upon in connection with any contract or commitment whatsoever.

Agenda

- **Q1 FY19 Performance**
- **Business Analysis**
- **Outlook**
- **Annexures – Memorandum Financials of Three Demerged Companies**

Q1 2019: Executive summary – strong all round growth; margin improvement in Branded Apparel

INR Crs	Q1 FY2019	Remarks
Revenues	2861 (+10%)	
Textiles	1561 (+2%)	Fabric vol lower by 1M (GST base effect, Denim) Garments grew from 6.6M to 7.9M
Branded Apparel	1016 (+14%) *890 (unadjusted)*	Stated higher as IndAS adjustment + one time impact due to agreement changes
Advanced Materials	128 (+10%)	
Engineering	37 (+24 cr)	
EBITDA	246 (8.6% vs 8.1%)	
Textiles	11.9% (vs 14.3%)	Reduced drawback rates; Denim volumes; strong rupee
Branded Apparel	3.7% (vs 1.8%) *3.1% (vs 2%)*	Improved margins, marketing spend up 40 bps *(unadjusted)*
Advanced Materials	7.8% (vs 3.1%)	
Engineering	20% (-2%)	
PAT (before exception items)	75 (+13%)	
Net Debt (30th June 2018)	3446	

Application of new accounting standard

Ind AS 115 – Revenue from contracts with Customers

Arvind
FASHIONING POSSIBILITIES

IndAS 115 - a new accounting standard on revenue recognition w.e.f. April 1, 2018

- Principle changed from "transfer of risk & rewards" to "transfer of control".
- Applied the retrospective approach and hence the financial statement of Q1FY18 have also been re-instated.
- Key impact of applying new accounting standard:
  - Sales made on Sale or Return (SOR) have been recorded on gross basis and dealer margin as cost. This has resulted in increase in sales value for Q1FY18 & Q1FY19 by INR 105 crores and INR 58 crores, respectively.
- Consequent to the introduction of IndAS 115, certain customers have negotiated a change in contract terms with effect from April 1, 2018 – from SOR basis to OR basis. Resultantly, inventories lying with such customers as on March 31, 2018 have now been recognized as sales on April 1, 2018 – INR 69 crores.
- As a result, there is a one time increase in EBIDTA by INR 10 crores.

Q1 FY 19: Profit and Loss summary – strong Q1 earnings

INR Crs	Q1 FY19	Q1 FY18	Change
Revenues from Operations	2,861	2,594	10%
EBIDTA	246	209	18%
Profit Before Tax	95	76	26%
Profit After Tax	75	67	13%
Less : Exceptional Item	9	7	
Net Profit	67	60	12%

- Exceptional Item - Retrenchment compensation includes payments under Voluntary Retirement Schemes

Q1 FY 19: Performance by segments

Rs Cr	Q1 1819			Q1 1718		
Business	Revenue	EBIDTA	EBIDTA%	Revenue	EBIDTA	EBIDTA%
Textiles	1561	185	11.9%	1526	218	14.3%
Advanced Material	128	10	7.8%	116	4	3.1%
Branded Apparels	1016	38	3.7%	893	16	1.8%
Engineering	37	7	19.8%	24	5	21.5%
Others	131	5	4.0%	44	-19	-47.2%
Un Allocable	0	1		0	-15	
Other Income		14			14	
Consolidated Knock Off	-12	0		-8	0	
Total	**2861**	**260**	**9.1%**	**2594**	**223**	**8.6%**

Key indicators – Q1 FY19 Vs Q1 FY18

EPS

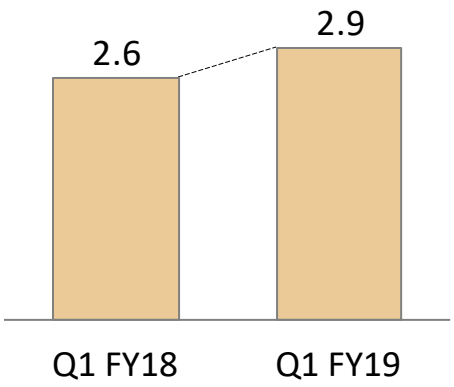

Debt / Equity

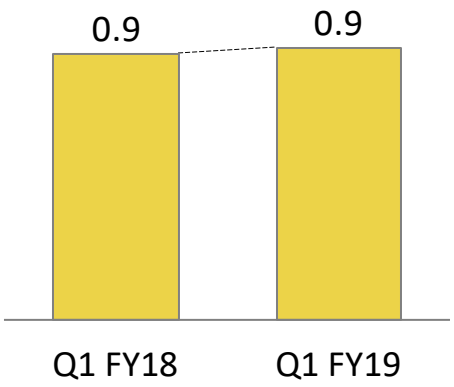

Debt / EBIDTA

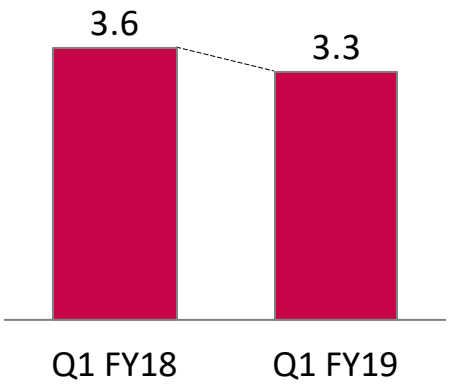

ROCE

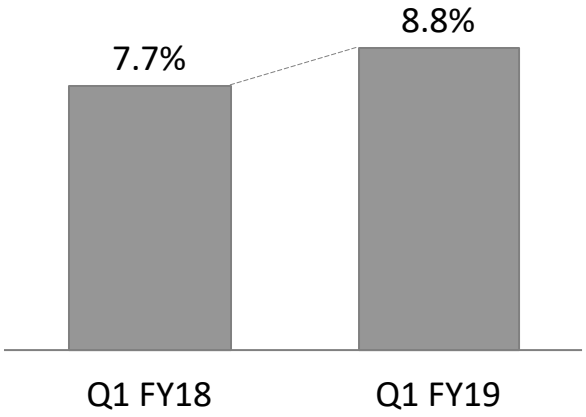

ROE

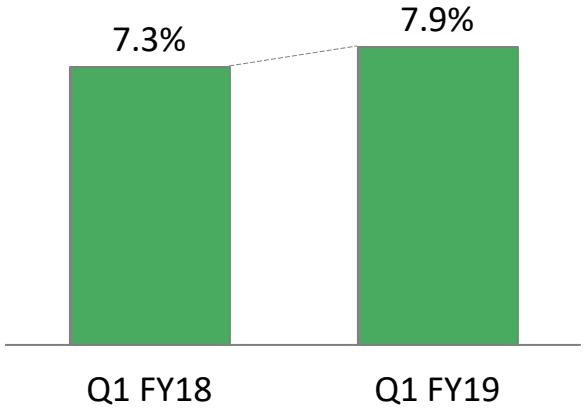

Agenda

- Q4 & FY18 Performance
- Business Analysis
- Outlook
- Annexures – Memorandum Financials of Three Demerged Companies

Branded Apparel

Indian fashion brand and retail space marked by interesting trends

1. Sluggishness of demand continues – even after a full year since demonetization and introduction of GST

2. Value fashion has clearly bucked the trend – all players have been posting very healthy growth

3. E-commerce which accounts for ~4% of overall apparel and accessories market is likely to cross 10% mark by 2020;
   a) Omni-channel experience is becoming a table-stake
   b) Tier 2/3 and semi-urban customers already account for over half the online demand

Performance Highlights – Q1 FY2019

Arvind
FASHIONING POSSIBILITIES

Strong growth led by Power Brands and Unlimited validates our market traction; revenues up 13% (18% adjusted for GST)

Higher profitability reflected in 75%* increase in EBITDA resulting from operational excellence

Innerwear business consisting of USPA, Hanes & CK saw 33% growth during the Quarter, expect growth to accelerate to over 50% during the year

Online sales up 140%+; **Omnichannel** sales up 70%+ riding on industry leading technology platform

Brand building push marketing spend up 25% further building equity among customers

Q1 FY2019: Strong Revenue Growth & Sharp improvement in profitability in a tepid market

Revenues grew ~13%*

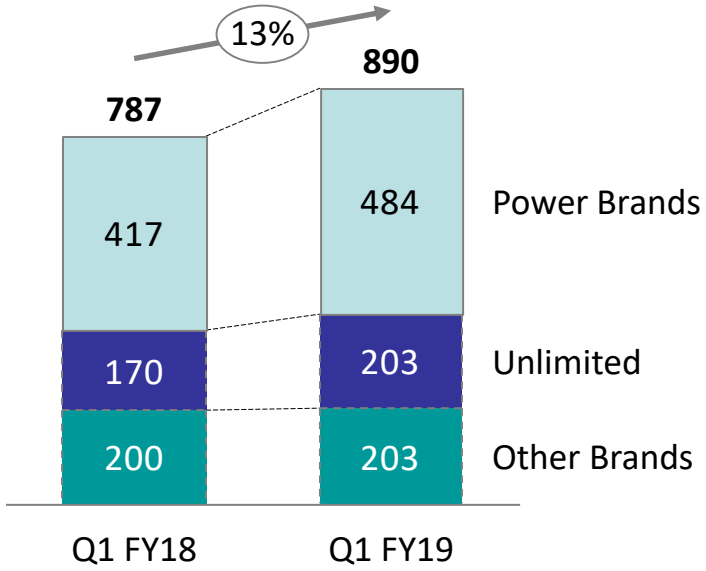

Reported Revenues

Q1 FY18	Q1 FY19
893	1016

EBIDTA improved 75% (excl one time income)

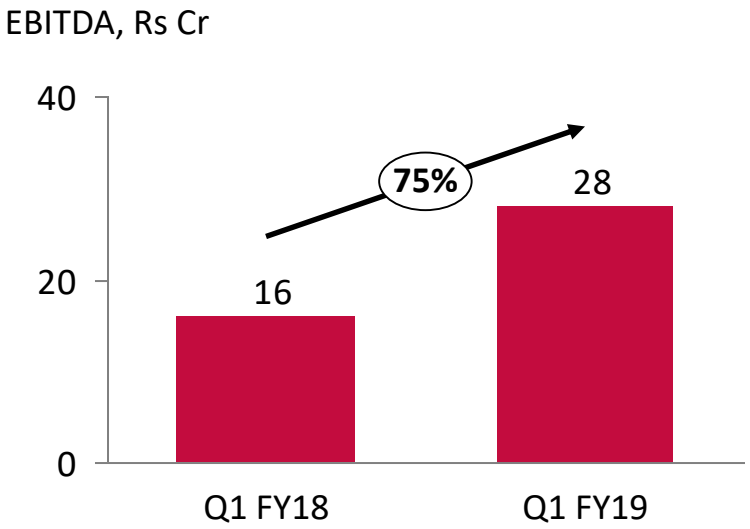

Reported EBIDTA

Q1 FY18	Q1 FY19
16	38

- Adjusting for GST, Rev Growth ~18%
- Negative 5.8% LTLs as EOSS had been advanced during previous year
- July LTL +10%
- Power Brands margin continued to expand

Q1FY19: Power Brands delivered another quarter of robust performance

Arvind
FASHIONING POSSIBILITIES

Q1 18'19 performance

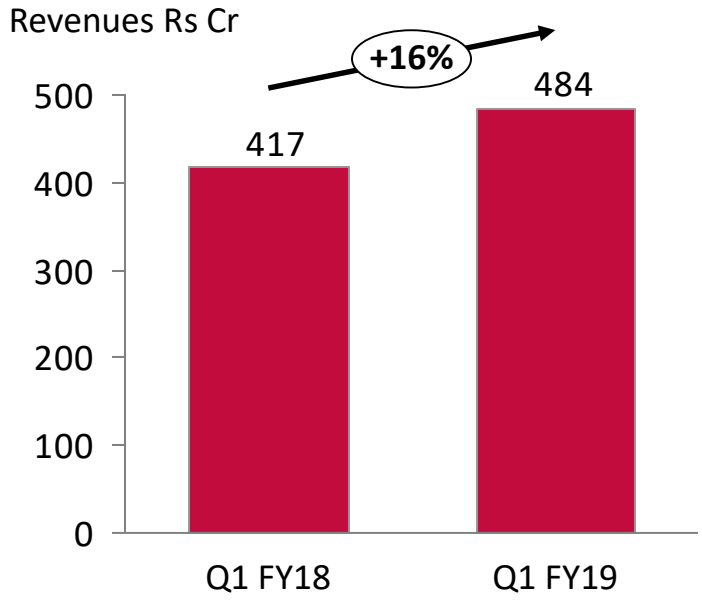

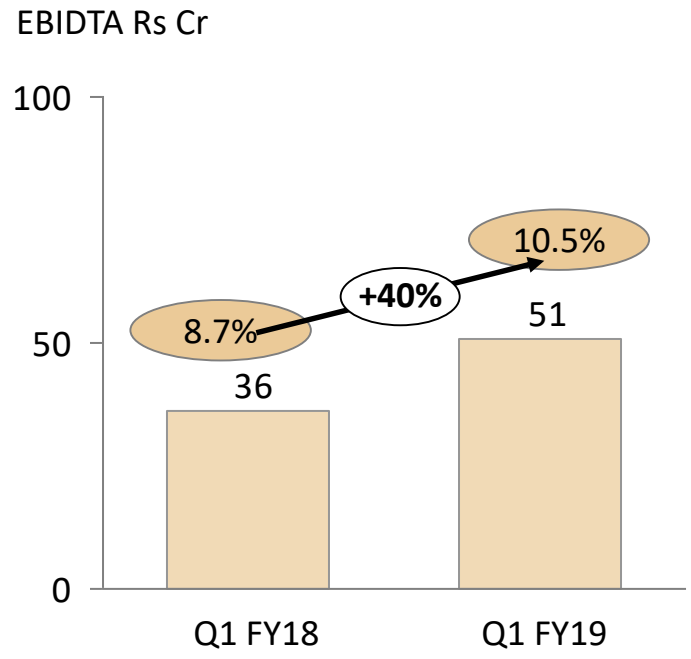

Reported Revenues	**489**	**561**

Reported EBIDTA	**36**	**58**

Distribution Footprint (as of 30th June 2018)

Particulars	June 2018	
	# Stores	Sq ft (Lacs)
Unlimited	99	9.8
Others	1237	12.1
Total	**1336**	**21.9**

Textiles and Advanced Materials

Q1 FY19: Garment volumes grew, Denim volumes subdued; stronger rupee and drawbacks impacted margins

Arvind
FASHIONING POSSIBILITIES

Revenues growth led by garments

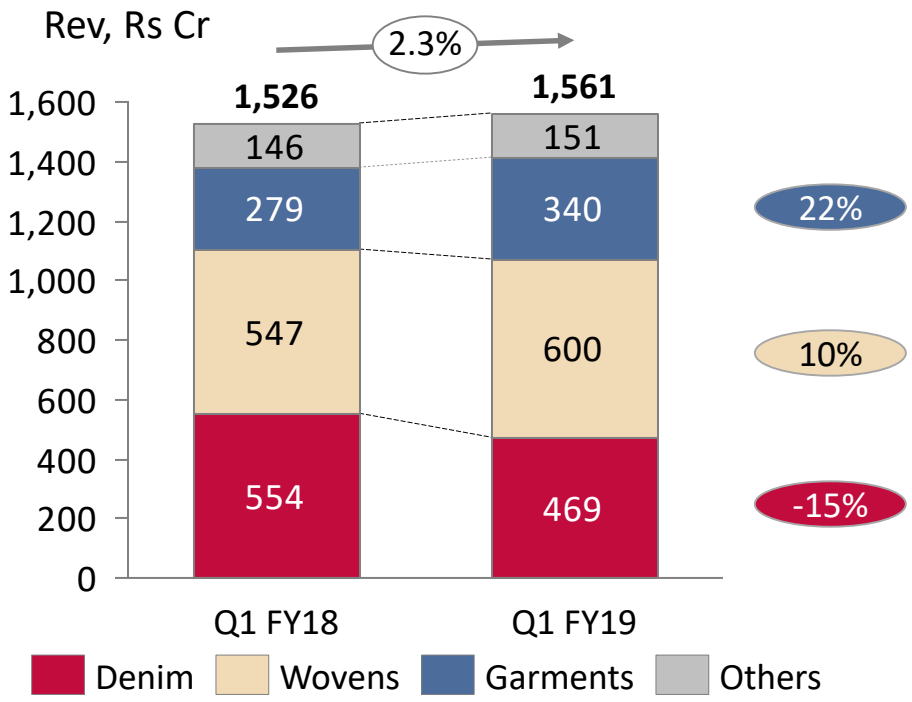

Margins declined slightly

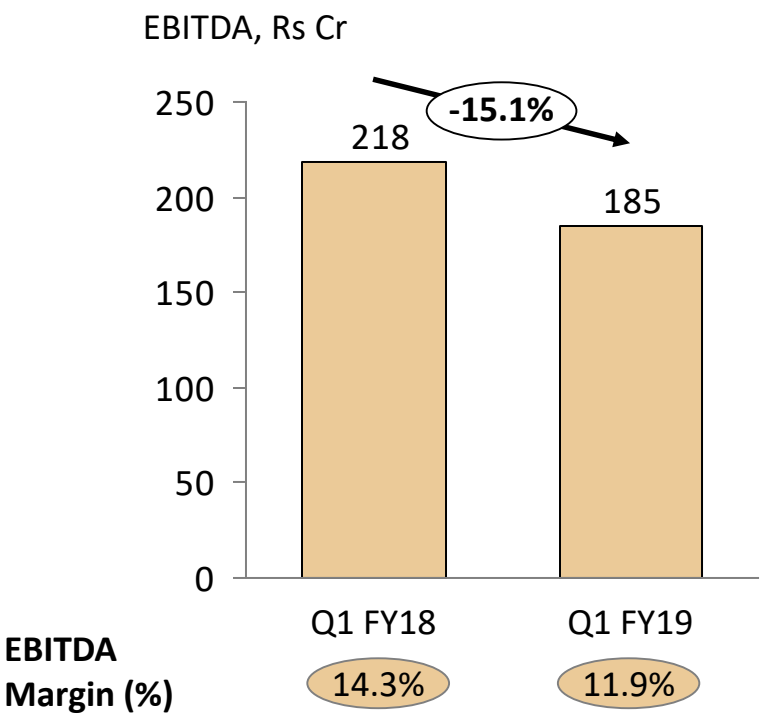

- Fabric volumes lower to 57M meters (from 58M)
  - Denim domestic volumes declined resulting from pre-GST buying/ higher base last year
- Garment volumes grew by 20% to 7.9M from 6.6M last year

Key Textile business parameters for Q4 & FY2018

	Denim		Woven	
	Q1 18-19	Q1 17-18	Q1 18-19	Q1 17-18
Exports(Mn Mtrs)	12	14	8	7
Domestic (Mn Mtrs)	11	14	26	22
Avg Prices	190	185	172	181
Major Components	Cotton			
Cost in Rs / Kg	113	124		

NOTE:

Sales prices and cotton prices for Q1 FY19 are excluding GST, whilst they include VAT in the previous year

Advanced Materials delivered a strong performance, and plans to step-up the growth to 20%+

Healthy top-line growth for Q1

INR crores

Q1 Revenues

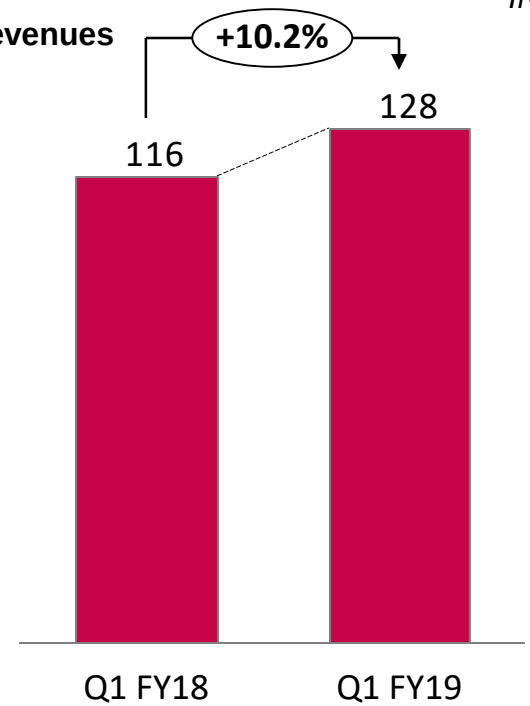

	Q1 FY18	Q1 FY19
Q1 EBITDA	**4**	**10**

Highlights

- JV with tier-1 auto supplier for seating and interior fabrics
- Co-branded personal protective equipment line with a global construction machinery major
- Equity JV with a leading player for continuous lamination
- Licensing agreement with a European composite player for technology transfer

Engineering

Engineering Business continued its strong performance

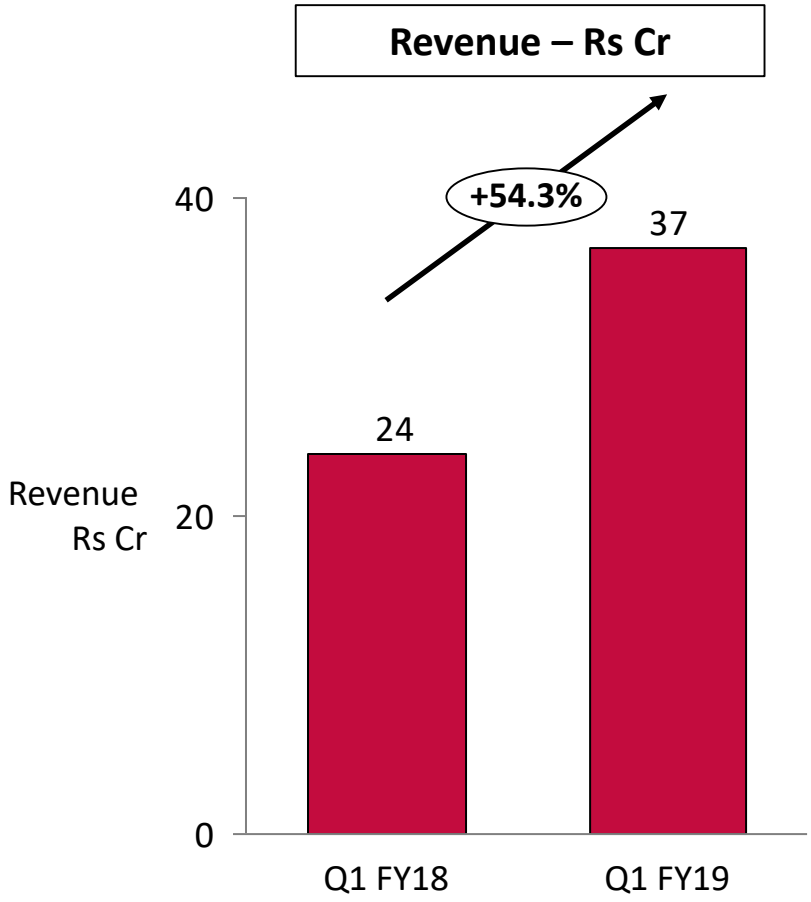

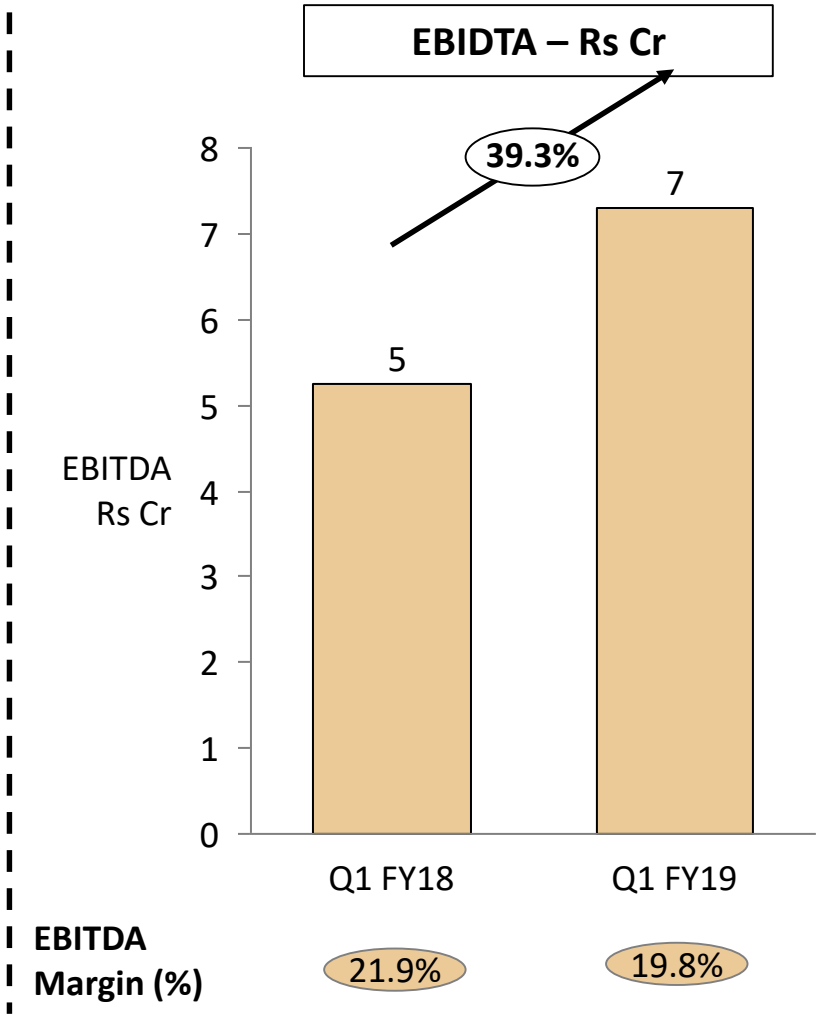

Agenda

- Q4 & FY18 Performance
- Business Analysis
- Outlook
- Annexures – Memorandum Financials of Three Demerged Companies

Outlook for FY19

Revenue

- Textile revenue expected to grow by ~10% on back of more than 35% growth in garments volume
- Brands & Retail Business likely to grow between 20-24%
  - Power Brands to maintain momentum
  - Significant expansion planned for Unlimited
  - Innerwear business poised to grow at 50%+ on full year basis
- Engineering Business to grow at 10-12%

Margins

- Textile Margins to remain flat due to mix change in favour of garments
  - While currency depreciation will help the margins; lower drawback rates for full year will offset these gains partially
- Brands & Retail Margin will continue to improve
  - About 1% improvement despite increase in marketing investment by about 0.5%
- Engineering Business likely to maintain margins at similar level.

Demerger Update

- The process of demerger is proceeding as per plan. We expect demerger approvals in early Q2.

Agenda

- Q4 & FY18 Performance
- Business Analysis
- Outlook
- Annexures – Memorandum Financials of Three Demerged Companies

Annexure-1 Memorandum P&L and Balance Sheet of 3 Demerged Entities as on 31st March 2018

Arvind
FASHIONING POSSIBILITIES

	FY 17-18		
All figures in INR Crs	Arvind Ltd (Demerged)	Branded Apparel	Engineering
Revenue	6800	4266	224
EBIDTA Including Other Income	751	229	58
EBIDTA %	11.0%	5.4%	25.8%
EBIT Including Other Income	529	83	54
PAT (After Exceptional Item)	267	-7	43
CE	5355	1955	244
ROCE %	9.9%	4.2%	22.1%
Proforma Balance Sheet			
Shareholders' Equity	2677	1210	244
Borrowings	2678	745	0
Other Liabilities	1572	1302	57
Total Liabilities	**6927**	**3257**	**302**
Net Fixed Assets	3425	557	109
Other Non Current Assets	199	475	41
Current Assets	3303	2225	152
Total Assets	**6927**	**3257**	**302**

- Above Numbers are purely for broader understanding. The assets and liabilities as on effective date of demerger will be different than what is assumed assumed above.

Annexure-2 Memorandum Financials of Three Demerged Entities for Q1 FY18 and Q1 FY 19

ARVIND
FASHIONING POSSIBILITIES

	Q1 17-18			Q1 18-19		
All figures in INR Crs	Arvind Ltd (Demerged)	Branded Apparel	Engineering	Arvind Ltd (Demerged)	Branded Apparel	Engineering
Revenue	1682	896	24	1811	1018	37
EBIDTA Including Other Income	207	17	7	216	39	9
EBIDTA %	12.3%	1.9%	27.6%	11.9%	3.8%	23.7%
EBIT Including Other Income	154	-17	6	161	0	8
PAT (After Exceptional Item)	81	-28	3	76	-19	8
CE	5547	1729	173	5523	2006	230
ROCE %	11.1%	-4.0%	13.4%	11.7%	0.0%	13.3%

Thank You