



HO/Finance/Share/187/2022-23

Date: 24.01.2023

**National Stock Exchange of India Ltd.**  
"Exchange Plaza"  
Plot no. C/1, G Block  
Bandra-Kurla Complex, Bandra (E)  
Mumbai – 400 051  
**NSE Scrip Symbol: UCOBANK**

**BSE Limited**  
Phiroze Jeejeebhoy Towers  
Dalal Street, Fort,  
Mumbai – 400 001  
**BSE Scrip Code: 532505**

Madam/ Dear Sir,

**Outcome of Board Meeting: Reviewed Standalone and Consolidated Financial Results of the Bank for the quarter and nine months ended 31<sup>st</sup> December, 2022**

We hereby inform that the Board of Directors of the Bank at its meeting held on this day i.e. 24.01.2023 has, inter alia, considered and approved the Reviewed Financial Results (Standalone and Consolidated) of the Bank for the quarter and nine months ended 31<sup>st</sup> December, 2022 and the copy of the same is enclosed.

The board meeting commenced at 01:00 PM and concluded at 01:20 PM the submission may please be taken on record in terms of Regulations 30, 33, 52 and other applicable provisions of SEBI (Listing Obligations and Disclosure Requirements) Regulations, 2015.

Further, we enclose the following :-

- (i) Security Coverage Certificate as on 31<sup>st</sup> Decemeber, 2022 for unsecured listed debt securities of the bank. [Reg 54 of SEBI LODR]
- (ii) Statement of utilization and deviation/variation in utilisation of issue proceeds.[Reg 32(1) and Reg 52(7)/(7A) of SEBI LODR]

The Financial results will be made available on the Bank's Website under the following link : <https://www.ucobank.com/English/financial-results.aspx>

Yours faithfully,

  
(N Purna Chandra Rao)  
Company Secretary



Encl : as stated



UCO BANK


Head Office : 10, B.T.M.Sarani, Kolkata - 700 001

Website : www.ucobank.com

## STANDALONE REVIEWED FINANCIAL RESULTS FOR THE QUARTER AND NINE MONTHS ENDED 31ST DECEMBER, 2022

(₹ in Lakh)



SL	Particulars	Quarter Ended			Nine Months Ended		Year Ended
		31.12.2022	30.09.2022	31.12.2021	31.12.2022	31.12.2021	31.03.2022
		(Reviewed)	(Reviewed)	(Reviewed)	(Reviewed)	(Reviewed)	(Audited)
1	<b>Interest Earned (a)+(b)+(c)+(d)</b>	462714	418489	391930	1266310	1120866	1498134
	(a) Interest / discount on advances / bills	277325	238955	225394	730417	627130	832170
	(b) Income on investments	157730	154758	152587	465976	449390	602043
	(c) Interest on balances with RBI & other inter-bank funds	23278	21297	9110	56251	25596	40576
	(d) Others	4374	3489	4839	13666	10750	23345
2	<b>Other Income</b>	82346	77994	71914	154893	251185	310081
3	<b>Total Income (1+2)</b>	545060	496484	463844	1421203	1372051	1808215
4	<b>Interest Expended</b>	267520	241529	215669	729209	638809	850839
5	<b>Operating Expenses (i) + (ii)</b>	142142	135977	114146	393632	348456	477632
	(i) Employees Cost	104704	94575	80413	281517	248391	331431
	(ii) Other Operating Expenses	37438	41402	33733	112115	100065	146201
6	<b>Total Expenditure (4+5) (excluding Provisions and Contingencies)</b>	409670	377506	329815	1122841	987265	1328471
7	<b>Operating Profit (Before Provisions and Contingencies) (3-6)</b>	135391	118978	134030	298362	384786	479743
8	<b>Provisions (other than current tax) and Contingencies (Net)</b>	33242	40576	54861	98502	258147	304707
	of which provisions for Non Performing Assets	22017	40027	56537	88801	300552	380006
9	<b>Exceptional Items</b>	0	0	0	0	0	0
10	<b>Profit(+)/Loss(-) from Ordinary Activities before tax (7-8-9)</b>	102148	78401	79168	199860	126640	175037
11	<b>Provision for Taxes</b>	36851	27949	48129	71750	64881	82060
12	<b>Net Profit(+)/Loss(-) from Ordinary Activities after tax (10-11)</b>	65297	50452	31039	128110	61759	92976
13	<b>Extraordinary items (net of tax expense)</b>	0	0	0	0	0	0
14	<b>Net Profit(+)/Loss (-) for the period (12-13)</b>	65297	50452	31039	128110	61759	92976
15	<b>Paid-up Equity Share Capital (Face Value ₹ 10/- each)</b>	1195596	1195596	1195596	1195596	1195596	1195596
16	<b>Reserves excluding Revaluation Reserves (as shown in the Balance Sheet of previous year)</b>	890535	890535	739663	890535	739663	890535
17	<b>Analytical Ratios</b>						
	(i) Percentage of shares held by Govt. of India	95.39%	95.39%	95.39%	95.39%	95.39%	95.39%
	(ii) Capital Adequacy Ratio: Basel-III	14.32%	14.02%	14.56%	14.32%	14.56%	13.74%
	(a) Common Equity Tier-I Ratio	11.57%	11.25%	11.73%	11.57%	11.73%	10.97%
	(b) Additional Tier-I Ratio	0.00%	0.00%	0.00%	0.00%	0.00%	0.00%
	(iii) Earning Per Share (EPS) (in ₹) (Not Annualised)						
	a) Basic and diluted EPS before Extraordinary items (net of tax expense) for the period, for the year to date and for the previous year.	0.55	0.42	0.26	1.07	0.54	0.80
	b) Basic and diluted EPS after Extraordinary items for the period, for the year to date and for the previous year.	0.55	0.42	0.26	1.07	0.54	0.80
	(iv) NPA Ratios						
	a) Amount of Gross NPA	850608	935892	1004241	850608	1004241	1023743
	b) Amount of Net NPA	240690	270029	333359	240690	333359	331578
	c) % of Gross NPA	5.63%	6.58%	8.00%	5.63%	8.00%	7.89%
	d) % of Net NPA	1.66%	1.99%	2.81%	1.66%	2.81%	2.70%
	(v) Debt Equity Ratio	0.88	0.80	0.61	0.88	0.61	0.57
	(vi) Net Worth	1311022	1206383	1062128	1311022	1062128	1102539
	(vii) Total Debt to Total Assets	0.07	0.07	0.05	0.07	0.05	0.05
	(viii) Return on Assets (Annualised) (%)	0.85%	0.68%	0.48%	0.58%	0.48%	0.34%
	(ix) Capital Redemption Reserve / Debenture Redemption Reserve	Not Applicable					
	(x) Outstanding Redeemable Preference Shares	Not Applicable					
	(xi) Operating Margin (%) (Operating Profit/Total Income)	24.84%	23.96%	28.90%	20.99%	28.04%	26.53%
	(xii) Net Profit Margin (%) (Net Profit after tax/Total Income)	11.98%	10.16%	6.69%	9.01%	4.50%	5.14%



**STANDALONE SEGMENT REPORTING FOR THE QUARTER AND NINE MONTHS ENDED 31ST DECEMBER, 2022**

<b>PART : A BUSINESS SEGMENTS</b>							
Sl. No.	Particulars	Quarter Ended			Nine Months Ended		Year Ended
		31.12.2022 (Reviewed)	30.09.2022 (Reviewed)	31.12.2021 (Reviewed)	31.12.2022 (Reviewed)	31.12.2021 (Reviewed)	31.03.2022 (Audited)
<b>1</b>	<b>Segment Revenue</b>						
	i) Treasury Operations	209957	202439	188456	529176	565052	709939
	ii) Corporate Banking Operations	138444	116967	146618	398325	426194	592635
	iii) Retail Banking Operations	196146	176619	128396	489115	376962	501399
	iv) Other Banking Operations	513	458	374	4588	3844	4243
	<b>Total Revenue</b>	<b>545060</b>	<b>496484</b>	<b>463844</b>	<b>1421203</b>	<b>1372051</b>	<b>1808215</b>
<b>2</b>	<b>Segment Results</b>						
	i) Treasury Operations	94857	77402	86551	153524	257704	293866
	ii) Corporate Banking Operations	2114	-3667	-4706	16962	-72477	-69774
	iii) Retail Banking Operations	4664	4209	-3050	24786	-62431	-53299
	iv) Other Banking Operations	513	458	374	4588	3844	4243
	<b>Total</b>	<b>102148</b>	<b>78401</b>	<b>79168</b>	<b>199860</b>	<b>126640</b>	<b>175037</b>
	Less: Unallocated Expenses	0	0	0	0	0	0
	<b>Profit Before Tax</b>	<b>102148</b>	<b>78401</b>	<b>79168</b>	<b>199860</b>	<b>126640</b>	<b>175037</b>
	Provision for Tax	36851	27949	48129	71750	64881	82060
	<b>Net Profit</b>	<b>65297</b>	<b>50452</b>	<b>31039</b>	<b>128110</b>	<b>61759</b>	<b>92976</b>
<b>3</b>	<b>Segment Assets</b>						
	i) Treasury Operations	13593267	13417907	12822958	13593267	12822958	12945764
	ii) Corporate Banking Operations	6657755	7131714	7191741	6657755	7191741	7505009
	iii) Retail Banking Operations	9351154	7941211	6247079	9351154	6247079	6284654
	iv) Other Banking Operations	49112	43630	41287	49112	41287	42975
	<b>Total Assets</b>	<b>29651287</b>	<b>28534462</b>	<b>26303065</b>	<b>29651287</b>	<b>26303065</b>	<b>26778402</b>
<b>4</b>	<b>Segment Liabilities</b>						
	i) Treasury Operations	11781016	11765072	11473301	11781016	11473301	11496929
	ii) Corporate Banking Operations	7431855	7934392	7936100	7431855	7936100	8316925
	iii) Retail Banking Operations	10438416	8834998	6893664	10438416	6893664	6964547
	iv) Other Banking Operations	0	0	0	0	0	0
	<b>Total Liabilities</b>	<b>29651287</b>	<b>28534462</b>	<b>26303065</b>	<b>29651287</b>	<b>26303065</b>	<b>26778402</b>

<b>PART : B GEOGRAPHICAL SEGMENTS</b>						
Particulars	Quarter Ended			Nine Months Ended		Year Ended
	31.12.2022 (Reviewed)	30.09.2022 (Reviewed)	31.12.2021 (Reviewed)	31.12.2022 (Reviewed)	31.12.2021 (Reviewed)	31.03.2022 (Audited)
<b>Domestic</b>						
i) Revenue	518223	479476	458717	1368681	1355641	1786397
ii) Assets	27135220	26206234	24718144	27135220	24718144	24886413
<b>International</b>						
i) Revenue	26837	17008	5128	52523	16410	21818
ii) Assets	2516067	2328227	1584921	2516067	1584921	1891988
<b>Global</b>						
i) Revenue	545060	496484	463844	1421203	1372051	1808215
ii) Assets	29651287	28534462	26303065	29651287	26303065	26778402



**STANDALONE STATEMENT OF ASSETS AND LIABILITIES**


Particulars	As on	As on	As on
	31.12.2022 (Reviewed)	31.12.2021 (Reviewed)	31.03.2022 (Audited)
<b>Capital &amp; Liabilities</b>			
Capital	11955 96	11955 96	11955 96
Reserves & Surplus	13199 30	11314 31	11637 54
Deposits	243169 90	218802 52	224072 90
Borrowings	22083 79	14165 92	13508 14
Other Liabilities & Provisions	6103 92	6791 94	6609 48
<b>Total</b>	<b>296512 87</b>	<b>263030 65</b>	<b>267784 02</b>
<b>Assets</b>			
Cash and Balance with RBI	11951 81	9927 54	10287 55
Balance with Banks and Money at call and Short Notice	19237 41	14995 31	15860 44
Investments	97957 23	96514 26	96873 80
Advances	144896 11	118727 53	122784 41
Fixed Assets	3423 16	3332 29	3334 92
Other Assets	19047 15	19533 72	18642 90
<b>Total</b>	<b>296512 87</b>	<b>263030 65</b>	<b>267784 02</b>

  
**SHELESH NAVLAKHA**  
 Asst. General Manager


  
**SUJOY DUTTA**  
 Dy. General Manager & CFO

  
**ISHRAQ ALI KHAN**  
 Executive Director

  
**RAJENDRA KUMAR SABOO**  
 Executive Director


  
**SOMA SANKARA PRASAD**  
 Managing Director & CEO


For **KHANDELIWAL KAKANI & CO**  
 Chartered Accountants  
 FRN 001311C

  
 (CA Gopal Kakan)  
 Partner  
 MRN 074321





For **R GOPAL & ASSOCIATES**  
 Chartered Accountants  
 FRN000846C

  
 (CA Rajendra Prasad Agarwal)  
 Partner  
 MRN 051979





For **S K AGRAWAL AND CO CHARTERED ACCOUNTANTS LLP**  
 Chartered Accountants  
 FRN 306033E/E300272

  
 (CA Sandeep Agrawal)  
 Partner  
 MRN 058553



For **GHOSHAL & GHOSAL**  
 Chartered Accountants  
 FRN 304013E

  
 (CA Rabindra Nath Ghosh)  
 Partner  
 MRN 050739



Kolkata, 24th January, 2023



UCO BANK




Head Office : 10, B.T.M.Sarani, Kolkata - 700 001

Website : www.ucobank.com

## CONSOLIDATED REVIEWED FINANCIAL RESULTS FOR THE QUARTER AND NINE MONTHS ENDED 31ST DECEMBER, 2022

(₹ in Lakh)




Sl.	Particulars	Quarter Ended			Nine Months Ended		Year Ended
		31.12.2022	30.09.2022	31.12.2021	31.12.2022	31.12.2021	31.03.2022
		(Reviewed)	(Reviewed)	(Reviewed)	(Reviewed)	(Reviewed)	(Audited)
1	Interest Earned (a)+(b)+(c)+(d)	462714	418489	391930	1266310	1120866	1498134
	(a) Interest / discount on advances / bills	277325	238955	225394	730417	627130	832170
	(b) Income on investments	157738	154758	152587	465976	449390	602043
	(c) Interest on balances with RBI & other inter-bank funds	23278	21287	9110	56251	25596	40576
	(d) Others	4374	3489	4839	13666	18750	23345
2	Other Income	82346	77994	71914	154893	251185	310081
3	Total Income (1+2)	545060	496484	463844	1421203	1372051	1808215
4	Interest Expended	267528	241529	215669	729209	638809	850839
5	Operating Expenses (i) + (ii)	142142	135977	114146	393632	348456	477632
	(i) Employees Cost	104704	94575	80413	281517	248391	331431
	(ii) Other Operating Expenses	37438	41402	33733	112115	100065	146201
6	Total Expenditure (4+5) (excluding Provisions and Contingencies)	409670	377506	329815	1122841	987265	1328471
7	Operating Profit (Before Provisions and Contingencies) (3-6)	135391	118978	134030	298362	384786	479743
8	Provisions (other than current tax) and Contingencies (Net)	33242	40576	54861	98502	258147	304707
	of which provisions for Non Performing Assets	22017	40027	56537	88801	303552	380006
9	Exceptional Items	0	0	0	0	0	0
10	Profit(+)/Loss(-) from Ordinary Activities before tax (7-8-9)	102148	78401	79168	199860	126640	175037
11	Provision for Taxes	36851	27949	48129	71750	64881	82060
12	Net Profit(+)/Loss(-) from Ordinary Activities after tax (10-11)	65297	50452	31039	128110	61759	92976
13	Extraordinary items (net of tax expense)	0	0	0	0	0	0
14	Net Profit(+)/Loss (-) for the period (12-13)	65297	50452	31039	128110	61759	92976
15	Add: Share in Profit of Associate	108	-723	0	-1227	-1024	-3484
16	Consolidated Net Profit(+)/Loss (-) for the period (14+15)	65405	49729	31039	126883	59935	89492
17	Paid-up Equity Share Capital (Face Value ₹ 10/- each)	1195596	1195596	1195596	1195596	1195596	1195596
18	Reserves excluding Revaluation Reserves (as shown in the Balance Sheet of previous year)	878059	878059	730672	878059	730672	878059
19	Analytical Ratios						
	(i) Percentage of shares held by Govt. of India	95.39%	95.39%	95.39%	95.39%	95.39%	95.39%
	(ii) Capital Adequacy Ratio: Base-I-III	14.25%	13.95%	14.51%	14.25%	14.51%	13.67%
	(a) Common Equity Tier-I Ratio	11.49%	11.17%	11.68%	11.49%	11.68%	10.89%
	(b) Additional Tier-I Ratio	0.00%	0.00%	0.00%	0.00%	0.00%	0.00%
	(iii) Earning Per Share (EPS) (in ₹) (Not Annualised)						
	a) Basic and diluted EPS before Extraordinary items (net of tax expense) for the period, for the year to date and for the previous year.	0.55	0.42	0.26	1.06	0.52	0.77
	b) Basic and diluted EPS after Extraordinary items for the period, for the year to date and for the previous year.	0.55	0.42	0.26	1.06	0.52	0.77
	(iv) NPA Ratios						
	a) Amount of Gross NPA	850608	935892	1004241	850608	1004241	1023743
	b) Amount of Net NPA	240690	270029	333359	240690	333359	331578
	c) % of Gross NPA	5.63%	6.58%	8.00%	5.63%	8.00%	7.89%
	d) % of Net NPA	1.66%	1.99%	2.81%	1.66%	2.81%	2.70%
	(v) Debt Equity Ratio	0.88	0.81	0.61	0.88	0.61	0.68
	(vi) Net Worth	1297319	1192572	1051313	1297319	1051313	1090064
	(vii) Total Debt to Total Assets	0.07	0.07	0.05	0.07	0.05	0.05
	(viii) Return on Assets (Annualised) (%)	0.88%	0.70%	0.48%	0.86%	0.45%	0.33%
	(ix) Capital Redemption Reserve / Debenture Redemption Reserve	Not Applicable					
	(x) Outstanding Redeemable Preference Shares	Not Applicable					
	(xi) Operating Margin (%) (Operating Profit/Total Income)	24.84%	23.96%	28.90%	20.99%	28.04%	26.53%
	(xii) Net Profit Margin (%) (Net Profit after tax/Total Income)	12.00%	10.02%	6.69%	8.93%	4.37%	4.95%



**CONSOLIDATED SEGMENT REPORTING FOR THE QUARTER AND NINE MONTHS ENDED 31ST DECEMBER, 2022**

<b>PART : A BUSINESS SEGMENTS</b>							
Sl. No.	Particulars	Quarter Ended			Nine Months Ended		Year Ended
		31.12.2022 (Reviewed)	30.09.2022 (Reviewed)	31.12.2021 (Reviewed)	31.12.2022 (Reviewed)	31.12.2021 (Reviewed)	31.03.2022 (Audited)
<b>1</b>	<b>Segment Revenue</b>						
	i) Treasury Operations	209957	202439	188456	529176	565052	709939
	ii) Corporate Banking Operations	138444	116967	146618	398325	426194	592635
	iii) Retail Banking Operations	196146	176619	128396	489115	376962	501399
	iv) Other Banking Operations	513	458	374	4588	3844	4243
	<b>Total Revenue</b>	<b>545060</b>	<b>496484</b>	<b>463844</b>	<b>1421203</b>	<b>1372051</b>	<b>1808215</b>
<b>2</b>	<b>Segment Results</b>						
	i) Treasury Operations	94857	77402	86551	153524	257704	293866
	ii) Corporate Banking Operations	2114	-3667	-4706	16962	-72477	-69774
	iii) Retail Banking Operations	4664	4209	-3050	24786	-62431	-53299
	iv) Other Banking Operations	513	458	374	4588	3844	4243
	<b>Total</b>	<b>102148</b>	<b>78401</b>	<b>79168</b>	<b>199860</b>	<b>126640</b>	<b>175037</b>
	Less: Unallocated Expenses	0	0	0	0	0	0
	<b>Profit Before Tax</b>	<b>102148</b>	<b>78401</b>	<b>79168</b>	<b>199860</b>	<b>126640</b>	<b>175037</b>
	Provision for Tax	36851	27949	48129	71750	64881	82060
	<b>Net Profit</b>	<b>65297</b>	<b>50452</b>	<b>31039</b>	<b>128110</b>	<b>61759</b>	<b>92976</b>
	Add: Share in Profit of Associate	108	-723	0	-1227	-1824	-3484
	<b>Consolidated Net Profit(+)/Loss (-) for the period</b>	<b>65405</b>	<b>49729</b>	<b>31039</b>	<b>126883</b>	<b>59935</b>	<b>89492</b>
<b>3</b>	<b>Segment Assets</b>						
	i) Treasury Operations	13579564	13404096	12812143	13579564	12812143	12933289
	ii) Corporate Banking Operations	6657755	7131714	7191741	6657755	7191741	7505009
	iii) Retail Banking Operations	9351154	7941211	6247079	9351154	6247079	6284654
	iv) Other Banking Operations	49112	43630	41287	49112	41287	42975
	<b>Total Assets</b>	<b>29637584</b>	<b>28520651</b>	<b>26292249</b>	<b>29637584</b>	<b>26292249</b>	<b>26765926</b>
<b>4</b>	<b>Segment Liabilities</b>						
	i) Treasury Operations	11781016	11765072	11473301	11781016	11473301	11496929
	ii) Corporate Banking Operations	7426156	7927857	7930312	7426156	7930312	8310135
	iii) Retail Banking Operations	10430412	8827722	6888636	10430412	6888636	6958861
	iv) Other Banking Operations	0	0	0	0	0	0
	<b>Total Liabilities</b>	<b>29637584</b>	<b>28520651</b>	<b>26292249</b>	<b>29637584</b>	<b>26292249</b>	<b>26765926</b>

<b>PART : B GEOGRAPHICAL SEGMENTS</b>							
Particulars	Quarter Ended			Nine Months Ended		Year Ended	
	31.12.2022 (Reviewed)	30.09.2022 (Reviewed)	31.12.2021 (Reviewed)	31.12.2022 (Reviewed)	31.12.2021 (Reviewed)	31.03.2022 (Audited)	
<b>Domestic</b>							
i) Revenue	518223	479476	458717	1368681	1355641	1786397	
ii) Assets	27121517	26192424	24707328	27121517	24707328	24873937	
<b>International</b>							
i) Revenue	26937	17008	5128	52523	16410	21818	
ii) Assets	2516067	2328227	1584921	2516067	1584921	1891988	
<b>Global</b>							
i) Revenue	545060	496484	463844	1421203	1372051	1808215	
ii) Assets	29637584	28520651	26292249	29637584	26292249	26765926	



**CONSOLIDATED STATEMENT OF ASSETS AND LIABILITIES**


Particulars	As on	As on	As on
	31.12.2022 (Reviewed)	31.12.2021 (Reviewed)	31.03.2022 (Audited)
<b>Capital &amp; Liabilities</b>			
Capital	11955 96	11955 96	11955 96
Reserves & Surplus	13062 27	11206 15	11512 78
Deposits	243169 90	218802 52	224072 90
Borrowings	22083 79	14165 92	13508 14
Other Liabilities & Provisions	6103 92	6791 94	6609 48
<b>Total</b>	<b>296375 84</b>	<b>262922 49</b>	<b>267659 26</b>
<b>Assets</b>			
Cash and Balance with RBI	11951 81	9927 54	10287 55
Balance with Banks and Money at call and Short Notice	19237 41	14995 31	15860 44
Investments	97820 21	96406 10	96749 05
Advances	144896 11	118727 53	122784 41
Fixed Assets	3423 16	3332 29	3334 92
Other Assets	19047 15	19533 72	18642 90
<b>Total</b>	<b>296375 84</b>	<b>262922 49</b>	<b>267659 26</b>



**SHELESH NAVLAKHA**  
Asst. General Manager



**SUJOY DUTTA**  
Dy. General Manager & CFO



**ISHRAQ ALI KHAN**  
Executive Director




**RAJENDRA KUMAR SABOO**  
Executive Director



**SOMA SANKARA PRASAD**  
Managing Director & CEO

For **KHANDELWAL KAKANI & CO**  
Chartered Accountants  
FRN 001311C




(CA Gopal Kakani)  
Partner  
MRN 418886

For **R GOPAL & ASSOCIATES**  
Chartered Accountants  
FRN000846C



(CA Rajendra Prasad Agarwal)  
Partner  
MRN 051979

For **S K AGRAWAL AND CO CHARTERED ACCOUNTANTS LLP**  
Chartered Accountants  
FRN 306033E/E300272



(Sandeep Agrawal)  
Partner  
MRN 058553

For **GHOSHAL & GHOSAL**  
Chartered Accountants  
FRN 304013E



(CA Rabindra Nath Ghosh)  
Partner  
MRN 050739



Kolkata, 24th January, 2023



**UCO BANK**  
**HEAD OFFICE: KOLKATA**

**NOTES FORMING PART OF STANDALONE AND CONSOLIDATED REVIEWED FINANCIAL RESULTS FOR THE QUARTER AND NINE MONTHS ENDED 31<sup>ST</sup> DECEMBER, 2022**

1. The above financial results were reviewed and recommended by the Audit Committee of the Board and approved by the Board of Directors at their meeting held on 24<sup>th</sup> January, 2023. The results have been subjected to review by Statutory Central Auditors of the Bank, in line with the guidelines issued by Reserve Bank of India and as per the requirements of SEBI (Listing Obligations & Disclosure Requirements) Regulations, 2015, as amended.
2. The financial results for the quarter and nine months ended 31<sup>st</sup> December, 2022 have been arrived at after following the same accounting policies and practices as those followed in the preceding financial statements for the year ended 31<sup>st</sup> March, 2022.
3. The financial results for the quarter and nine months ended 31<sup>st</sup> December, 2022 have been arrived at after considering provisions on standard assets (including Covid-19 related provisions), restructured accounts, non-performing assets, depreciation or provisions on investments and fixed assets, provision for exposure to entities with unhedged foreign currency on the basis of extant guidelines/directives issued by the Reserve Bank of India and other necessary provisions on the basis of prudential norms & directions issued by RBI. Provisions for Employee Benefits pertaining to Pension, Gratuity and Leave Encashment has been made on the basis of actuarial valuation. Income Tax including deferred tax, other usual and necessary provisions have been made as per the applicable accounting standards issued by the Institute of Chartered Accountants of India (ICAI).
4. Based on the available data, financial statements and the declaration from borrowers wherever received, the Bank has estimated a liability of Rs.0.62 crore as on 31<sup>st</sup> December, 2022 towards Unhedged Foreign Currency Exposure to their constituents in terms of RBI Circular DBOD.No.BP.BC.85/21.06.200/2013-14 dated 15<sup>th</sup> January 2014. The entire estimated amount is fully provided for.
5. Bank has estimated the additional liability of Rs.560.49 crore on account of revision in family pension as per IBA joint note dated 11.11.2020. However, RBI vide their circular RBI/2021-22/105/DOR.ACC.REC.57/21.04.018/2021-22 dated 04.10.2021 has permitted to amortise the said additional liabilities over the period not exceeding five years, beginning with financial year ending 31<sup>st</sup> March, 2022. Accordingly, Bank has recognised provision of Rs. 290 crore during the year ended 31<sup>st</sup> March, 2022. During the nine months ended 31<sup>st</sup> December, 2022, Bank has recognised provision of Rs.168.14 crore (Provision recognised during quarter ended 31.12.2022 – Rs.112.10 crore) and the balance unamortized expenses of Rs. 102.35 crore has been carried forward and deducted from common equity capital.





*[Handwritten signature]*

6. As per the RBI letters no. DBR. No. BP.15199/21.04.048/2016-17 dated 23.06.2017 and DBR No BP.1949/21.04.048/2017-18 dated 28.08.2017 for the accounts covered under the provisions of Insolvency and Bankruptcy Code (IBC), Bank is holding provision of Rs. 4534.27 crore (including technical write off) against total outstanding of Rs. 4534.27 crore as on 31<sup>st</sup> December, 2022.
7. In accordance with the RBI Cir. No. DBR.No.BP.BC.18/21.04.048/2018-19 dated 01.01.2019, DOR.No.BP.BC.34/21.04.048/2019-20 dated 11.02.2020 and RBI/2020-21/17 DOR.No.BP.BC/4/21.04.048/2020-21 dated 06.08.2020 and RBI circular DOR.STR.REC.12/21.04.048/2021-22 dated 05.05.2021 on "Micro, Small and Medium Enterprises (MSME) sector - Restructuring of Advances", the details of MSME restructured accounts under the scheme as on 31<sup>st</sup> December, 2022 are as under:

No. of Accounts Restructured	Outstanding as on 31.12.2022 (Rs. in Crores)
22853	1356.24

8. Bank has evaluated the options available under section 115BAA of Income Tax Act, 1961 and opted to continue to recognise the taxes on income as per the old provisions of Income Tax Act, 1961 for the quarter and nine month ended 31<sup>st</sup> December, 2022.
9. During the quarter ended 31<sup>st</sup> December, 2022, Bank has made provision of Rs.20 crore on *ad hoc basis* for wage arrears pursuant to proposed 12<sup>th</sup> bipartite settlement due from 1<sup>st</sup> November-2022.
10. During the quarter ended 31<sup>st</sup> December 2022, Bank has redeemed its BASEL II Tier II Bond of Rs.1000 crore on maturity.
11. Bank has recognized deferred tax asset of Rs.8525.75 crore on carry forward losses and other items of timing difference upto 31<sup>st</sup> December, 2022. During the quarter ended 31<sup>st</sup> December, 2022, the bank has reversed deferred tax assets of Rs.355.24 crore.
12. In terms of RBI Circular, banks are required to make Pillar 3 disclosures including Leverage Ratio, Liquidity Coverage Ratio & Net Stable Funding Ratio under Basel III Capital framework. Accordingly, applicable disclosures are being made available on Bank's website (<https://www.ucobank.com/English/quarterly-results.aspx>). These disclosures have not been subjected to review/audit by the Central Auditors.
13. In accordance with RBI circular DBR No BP BC 45/21.04.048/2018-19 dated 07.06.2019 on prudential framework for resolution of stressed assets, Bank holds additional provision of Rs. 382.32 crore in 7 accounts as on 31.12.2022.
14. Covid -19 pandemic has adversely affected the world economy over the last more than two years. Bank is continuously monitoring the situation and taking all possible measures including digital initiatives to ensure continuance of customer outreach & full-fledged banking operations. Considering the likely impact of Covid-19 pandemic, Bank is holding *ad hoc* provision of Rs.530 crore as on 31<sup>st</sup> December, 2022 to meet any exigencies arising out of Covid-19 pandemic.



*[Handwritten signature]*

15. Details of Priority Sector Lending Certificate(PSLC) purchased and sold are as under:

Particulars	Units (in numbers)	Commission Paid/Earned (Rs. in crore)	Face Value of PSLC (Rs. in crore)
<b>PSLC-Purchased</b>			
During Q3	Nil	Nil	Nil
Cumulative FY 22-23	1900	3.675	475
<b>PSLC - Sold</b>			
During Q3	80	0.05	20
Cumulative FY 22-23	3780	5.3525	945

16. The Consolidated Financial Results are prepared in accordance with Accounting Standard 21 on " Accounting for Consolidated Financial Statements" and Accounting Standard 23 on " Accounting for Investment in Associates in Consolidated Financial Statements" issued by the Institute of Chartered Accountants of India and the guidelines issued by the Reserve Bank of India.

17. The Consolidated Financial Results of the Bank comprised of Bank and its associate Paschim Banga Gramin Bank (Bank holds 35% stake in its associate).

18. Details of loan transferred/acquired during the quarter ended 31<sup>st</sup> December, 2022 under the RBI Master Direction on Transfer of Loan Exposures dated 24.09.2021 are given below :

i) Bank has not acquired loans classified as NPA. The details of Non-Performing Assets (NPAs) transferred are as under :




(Rs. in crore except number of accounts)

Particulars	To ARCs	To permitted transferees	To other transferees
Number of accounts	0	0	0
Aggregate principal outstanding of loans transferred	0	0	0
Weighted average residual tenor of the loans transferred	0	0	0
Net book value of loans transferred (at the time of transfer)	0	0	0
Aggregate consideration	0	0	0
Additional consideration realized in respect of accounts transferred in earlier years	180.01	0	0

ii) Bank has not acquired and transferred loans classified as Special Mention Account.  
iii) Bank has not transferred any loans not in default. The details of loan not in default acquired through assignment are given below :

Aggregate amount of loans acquired (Rs. in crore)	1311.79
Weighted average residual maturity (in months)	63.83
Weighted average holding period by originator (in months)	12.45
Retention of beneficial economic interest	10%
Tangible security coverage	1.82
Rating wise distribution of rated loans	Nil*

\* The loans acquired are not rated as these are to non-corporate borrowers



iv) Details of the distribution of the SRs held across various categories of Recovery Ratings assigned to such SRs by the credit rating agencies as on 31<sup>st</sup> December, 2022:

Recovery Ratings Band	Book Cost (Rs. In Crores)
RR1	64.09
RR2	42.75
RR3	201.61
RR4	19.77
RR5	122.29
NR4	1.47
NR6	516.16
WITHDRAWN	237.79
<b>Grand Total</b>	<b>1205.93</b>

19. During the quarter ended 31<sup>st</sup> December, 2022, the Bank has reported 57 borrowal accounts as fraud. The total amount outstanding in these accounts as of 31.12.2022 is Rs.121.14 crore against which Bank holds 100% provision. In accordance with RBI circular no. DBR No.BP.BC.92/21.04.048/2015-16 dated 18.04.2016, the Bank has availed dispensation for deferment of provision of Rs.112.50 crore in respect of account declared as fraud before the date of finalization of balance sheet. The entire amount of Rs.112.50 crore has been provided for and charged to Profit & Loss Account as on 31.12.2022 (Rs.28.14 crore charged to Profit & Loss Account during the quarter ended 31.12.2022) and unamortized provision is Nil.

20. The Non-Performing Loan Provisioning Coverage Ratio is 93.58% as on 31<sup>st</sup> December, 2022. (92.90% as on 30<sup>th</sup> September, 2022)




21. During the quarter ended 31<sup>st</sup> December, 2022, penalty of Rs. 0.88 crore has been imposed on the Bank by regulatory authorities.

22. Other income relates to income (including commission) from non-fund based banking activities, fees, earnings from foreign exchange, profit/loss on revaluation of investment, recoveries from accounts previously written off etc.

23. In terms of RBI circular no. DOR.AUT.REC.12/22.01.001/2022-23 dated 7<sup>th</sup> April, 2022 on establishment of Digital Banking Units (DBUs), "Digital Banking" has been identified as a sub-segment under Retail Banking Segment for the purpose of disclosure under Accounting Standard 17 (AS-17). During the quarter ended 31.12.2022, Bank has commenced two DBUs. Reporting of Digital Banking as a separate sub-segment of Retail Banking Segment will be implemented by the Bank based on the guidance to be received from the Indian Banks' Association (IBA).

24. Investor Complaints position during the quarter ended 31<sup>st</sup> December, 2022 :

i)	Pending at the beginning of the quarter	Nil
ii)	Received during the quarter	125
iii)	Disposed off during the quarter	125
iv)	Pending at the end of the quarter	Nil




25. As per the guidelines of the RBI on compliance with the Accounting Standards, the bank has adopted "Treasury Operation", "Wholesale ", "Retail" and "Other Banking Operation, as primary business segment and "Domestic" and "International" as secondary/ Geographic segments for the purpose of compliance with Accounting Standards 17 on segment reporting issued by Institute of Chartered Accountants of India (ICAI).

26. Figures of the corresponding previous periods have been regrouped / reclassified wherever considered necessary.



  
(Rajendra Kumar Saboo)  
Executive Director

  
(Ishraq Ali Khan)  
Executive Director

  
(Soma Sankara Prasad)  
Managing Director & CEO

Date: 24.01.2023

Place: Kolkata






<b>M/s R Gopal &amp; Associates</b> <b>Chartered Accountants</b> 1/1A, Vansittart Row, 1st floor Opp. Telephone Bhawan, BBD Bagh, Kolkata-700001	<b>M/s Khandelwal Kakani &amp; Co.</b> <b>Chartered Accountants</b> 8, Johari Place, 1st floor, 51 MG Road, Indore-452001
<b>M/s S K Agrawal and Co Chartered Accountants LLP</b> <b>Chartered Accountants</b> Suite no.'s 606 to 608, The Chambers, 1865 Rajdanga Main Road, Kasba, Kolkata-700107	<b>M/s Ghoshal &amp; Ghosal</b> <b>Chartered Accountants</b> 15, India Exchange Place, 5th Floor, Birla Brothers Building, Kolkata-700001

**Independent Auditors' Review Report on Standalone Unaudited Financial Results of UCO Bank for the quarter and nine months ended 31<sup>st</sup> December, 2022 pursuant to the Regulation 33 and Regulation 52 of the SEBI (Listing Obligations and Disclosure Requirements) Regulations, 2015**

To  
**The Board of Directors,**  
**UCO Bank, Kolkata**

1. We have reviewed the accompanying statement of Standalone Unaudited Financial Results of UCO Bank, ('the Bank') for the quarter and nine months ended 31<sup>st</sup> December, 2022 ('the Statement'), being submitted by the Bank pursuant to the requirement of Regulation 33 and Regulation 52 of the SEBI (Listing Obligations and Disclosure Requirements) Regulations, 2015, as amended ('the Regulations'). The disclosures relating to consolidated Pillar 3 as at 31<sup>st</sup> December, 2022 including Leverage Ratio and Liquidity Coverage Ratio under Basel III Capital Regulations, as have been disclosed on the Bank's website and in respect of which a link has been provided in the Statement, have not been reviewed by us. This Statement is the responsibility of the Bank's Management and has been approved by the Board of Directors. Our responsibility is to issue a report on the Statement based on our review.
2. The statement, which is the responsibility of the Bank's Management and has been approved by the Bank's Board of Directors, has been prepared in accordance with the recognition and measurement principles laid down in the Accounting Standard 25 "Interim Financial Reporting" issued by the Institute of Chartered Accountants of India (ICAI), relevant provisions of the Banking Regulation Act, 1949, the circulars, guidelines and directives issued by Reserve Bank of India and other accounting principles generally accepted in India. Our responsibility is to express a conclusion on the Statement based on our review.
3. We conducted our review of the statement in accordance with the Standard on Review Engagements (SRE) 2410, "Review of Interim Financial Information Performed by the Independent Auditor of the Entity" issued by the Institute of Chartered Accountants of India (ICAI). This standard requires that we plan and perform the review to obtain moderate assurance as to whether the statement is free of material misstatement. A review is limited primarily to inquiries of the Bank's personnel and analytical procedures applied to financial data and thus provides less assurance than an audit. We have not performed an audit and accordingly, we do not express an audit opinion.
4. The standalone unaudited financial results incorporate the relevant returns of 21 branches (including Treasury Branch) reviewed by us and 1 foreign branch reviewed by local auditor specifically appointed for this purpose. These review reports cover 50.62 percent of the advances portfolio of the bank and 64.38 percent of Non-performing Assets of the bank.



Apart from these review reports, in the conduct of our review, we have also relied upon various information and returns received from the 3100 unreviewed branches (including 1 overseas branch) of the bank.

5. Based on our review conducted as above, subject to limitations in scope as mentioned in para 3 above and read with the notes to unaudited financial result, nothing has come to our attention that causes us to believe that the accompanying statement of unaudited standalone financial results including notes thereon prepared in accordance with applicable accounting standards and other recognized accounting practices and policies has not disclosed the information required to be disclosed in terms of Regulation 33 and Regulation 52 of the SEBI (Listing Obligations and Disclosure Requirements) Regulations, 2015, as amended, including the manner in which it is to be disclosed, or that it contains any material misstatement or that it has not been prepared in accordance with the relevant prudential norms issued by the Reserve Bank of India in respect of income recognition, asset classification, provisioning and other related matters.

For KHANDELWAL KAKANI & CO  
Chartered Accountants  
FRN 001311C

*GK*

(CA Gopal Kakani)  
Partner  
MRN 074321

UDIN: 23074321B6W4NUT2847




FOR R GOPAL & ASSOCIATES  
Chartered Accountants  
FRN 000846C

*Rajendra Prasad Agarwal*

(CA Rajendra Prasad Agarwal)  
Partner  
MRN 051979

UDIN: 23051979B6XFGB9530




For S K AGRAWAL AND CO CHARTERED ACCOUNTANTS LLP  
Chartered Accountants  
FRN 306033E/E300272

*Sandeep Agrawal*

(CA Sandeep Agrawal)  
Partner  
MRN 058553

UDIN: 23058553B6Y0FY7463




For GHOSHAL & GHOSAL  
Chartered Accountants  
FRN 304013E

*Rabin Nath Ghosh*

(CA Rabin Nath Ghosh)  
Partner  
MRN 050739

UDIN: 23050739B6QFWR4423






Place: Kolkata  
Date: 24.01.2023

M/s R Gopal & Associates Chartered Accountants 1/1A, Vansittart Row, 1st floor Opp. Telephone Bhawan, BBD Bagh, Kolkata-700001	M/s Khandelwal Kakani & Co. Chartered Accountants 8, Johari Place, 1st floor, 51 MG Road, Indore-452001
M/s S K Agrawal and Co Chartered Accountants LLP Chartered Accountants Suite no.'s 606 to 608, The Chambers, 1865 Rajdanga Main Road, Kasba, Kolkata-700107	M/s Ghoshal & Ghosal Chartered Accountants 15, India Exchange Place, 5th Floor, Birla Brothers Building, Kolkata-700001

**Independent Auditors' Review Report on Consolidated Unaudited Financial Results of UCO Bank for the quarter and nine months ended 31<sup>st</sup> December, 2022 pursuant to the Regulation 33 and Regulation 52 of the SEBI (Listing Obligations and Disclosure Requirements) Regulations, 2015**

To  
The Board of Directors,  
UCO Bank, Kolkata

1. We have reviewed the accompanying statement of Consolidated Unaudited Financial Results of UCO Bank, ('the Parent' or 'the Bank') and its share of net profit/loss after tax of its associate for the quarter and nine months ended 31<sup>st</sup> December, 2022 ('the Statement'), being submitted by the Bank pursuant to the requirement of Regulation 33 and Regulation 52 of the SEBI (Listing Obligations and Disclosure Requirements) Regulations, 2015, as amended ("the Regulations"). The disclosures relating to Pillar 3 disclosure as at 31<sup>st</sup> December, 2022 including Leverage Ratio and Liquidity Coverage Ratio under Basel III Capital Regulations" as have been disclosed on the Bank's website and in respect of which a link has been provided in the Statement, have not been reviewed by us.
2. The statement, which is the responsibility of the Bank's Management and approved by the Bank's Board of Directors, has been prepared in accordance with the recognition and measurement principles laid down in the Accounting Standard 25 "Interim Financial Reporting" issued by the Institute of Chartered Accountants of India (ICAI), relevant provisions of the Banking Regulation Act, 1949, the circulars, guidelines and directions issued by Reserve Bank of India and other accounting principles generally accepted in India. Our responsibility is to express a conclusion on the Statement based on our review.
3. We conducted our review of the Statement in accordance with the Standard on Review Engagements (SRE) 2410, "Review of Interim Financial Information Performed by the Independent Auditor of the Entity" issued by the Institute of Chartered Accountants of India (ICAI). A review of interim financial information consists of making inquiries, primarily of persons responsible for financial and accounting matters, and applying analytical and other review procedures. A






*[Handwritten signature]*

review is substantially less in scope than an audit conducted in accordance with Standards on Auditing and consequently does not enable us to obtain assurance that we would become aware of all significant matters that might be identified in an audit. Accordingly, we do not express an audit opinion.

We also performed procedures in accordance with the circular issued by the SEBI under Regulation 33 (8) of the SEBI (Listing Obligations and Disclosure Requirements) Regulations, 2015, as amended, to the extent applicable.

4. The statement includes the financial results of the following entities :
  - i. UCO Bank (" the Parent" or "the Bank")
  - ii. Paschim Banga Gramin Bank ("Associate")
5. Based on our review conducted and procedures performed as stated in paragraph 3 above and based on the consideration of the review reports of the branch auditors and other auditors referred to in para 6 below, nothing has come to our attention that causes us to believe that the accompanying Statement, prepared in accordance with the recognition and measurement principles laid down in the aforesaid Accounting Standard, RBI Guidelines and other accounting principles generally accepted in India, has not disclosed the information required to be disclosed in terms of Regulation 33 of the SEBI (Listing Obligations and Disclosure Requirements) Regulations, 2015, as amended, including the manner in which it is to be disclosed, except for the disclosures relating to consolidated Pillar 3 disclosure as at 31<sup>st</sup> December, 2022 including leverage ratio and liquidity coverage ratio under Basel III Capital Regulations as have been disclosed on the Bank's website and in respect of which a link has been provided in the Statement and have not been reviewed by us, or that it contains any material misstatement.
6. We did not review the interim financial information of 1 overseas branch reviewed by overseas auditor included in the standalone unaudited interim financial results of the Bank, whose results reflects total assets of Rs.15311.28 crore as at 31<sup>st</sup> December, 2022 and total revenues of Rs.345.35 crore for the nine months ended 31<sup>st</sup> December, 2022 as considered in the standalone unaudited financial results of the Bank. The Interim financial results of this branch have been reviewed by the overseas auditor whose reports have been furnished to us and our conclusion in so far as it relates to the amounts and disclosures included in respect of this branch, is based solely on the report of such auditor and the procedures performed by us as stated in paragraph 3 above.

The consolidated unaudited financial results also includes share of net loss after tax of Rs. 12.27 crore for the nine months ended 31<sup>st</sup> December, 2022 respectively, in respect of its associate, whose interim financial result has not been reviewed by us. This interim financial information have been reviewed by other auditors whose reports have been furnished to us by the Management and our conclusion on the



Statement, in so far as it relates to the amounts and disclosures included in respect of this associate, is based solely on the reports of the other auditors and the procedures performed by us as stated in paragraph 3 above.


Our conclusion on the Statement is not modified in respect of the above matters.

7. The consolidated unaudited financial results includes the interim financial information of 3100 branches (including 1 overseas branch) which have not been reviewed, are included in the standalone unaudited financial results of the Bank, whose results reflect total assets of Rs.129882.44 crore as at 31<sup>st</sup> December, 2022 and total revenues of Rs.4878.98 crore for the nine months ended 31<sup>st</sup> December, 2022 as considered in the standalone unaudited financial results of the Bank. According to the information and explanations given to us by the Management, the above interim financial results are not material to the Bank.

Our conclusion on the Statement is not modified in respect of the above matters.


For KHANDELWAL KAKANI & CO  
Chartered Accountants  
FRN 001311C


  
(CA Gopal Kakani)  
Partner  
MRN 074321



UDIN: 23074321B6WNUU6711


FOR R GOPAL & ASSOCIATES  
Chartered Accountants  
FRN 000846C


  
(CA Rajendra Prasad Agarwal)  
Partner  
MRN 051979



UDIN: 23051979B9XF6C9748

For S K AGRAWAL AND CO CHARTERED ACCOUNTANTS LLP  
Chartered Accountants  
FRN 306033E/E300272

  
(CA Sandeep Agrawal)  
Partner  
MRN 058553





UDIN: ~~23058553B6Y0FZ2892~~

23058553B6Y0FZ2892

Place: Kolkata  
Date: 24.01.2023

For GHOSHAL & GHOSAL  
Chartered Accountants  
FRN 304013E

  
(CA Rabindra Nath Ghosh)  
Partner  
MRN 050739



UDIN: 23050739B6QFW53605



Statement of Deviation /Variation in utilization of funds raised  
[As per Reg 32(1) of SEBI LODR Regulations 2015]

Name of listed entity	UCO BANK					
Mode of Fund Raising	Not Applicable					
Date of Raising Funds	Not Applicable					
Amount Raised	Nil					
Report filed for quarter ended	31.12.2022					
Monitoring Agency	Not Applicable					
Monitoring Agency Name, if applicable	Not Applicable					
Is there a Deviation / Variation in use of funds raised?	No.					
If yes, whether the same is pursuant to change in terms of a contract or objects, which was approved by the shareholders	Not applicable					
If yes, date of shareholder approval?	Not applicable					
Explanation for the Deviation / Variation	Not applicable					
Comments of the audit committee after review	Not applicable					
Comments of the auditors, if any	Not applicable					
Objects for which funds have been raised and where there has been a deviation, in the following table:	Not applicable					
Original Object	Modified Object, if any	Original Allocation	Modified allocation, if any	Funds Utilised	Amount of Deviation/Variation for the half year according to applicable object (INR Crores and in %)	Remarks, if any
Not applicable						

Note : Bank has not raised funds during the quarter ended 31.12.2022. There is no deviation in utilization of funds raised earlier by the Bank.

Deviation or variation could mean:

- Deviation in the objects or purposes for which the funds have been raised or
- Deviation in the amount of funds actually utilized as against what was originally disclosed or
- Change in terms of a contract referred to in the fund raising document i.e. prospectus, letter of offer, etc

(N Purna Chandra Rao)  
DGM & Company Secretary

Date : 24.01.2023



**A. Statement of utilization of issue proceeds [As per Reg 52(7) of SEBI LODR Regulations 2015]**

Name of the issuer	ISIN	Mode of Fund Raising (Public issues/ Private placement)	Type of instrument	Date of raising funds	Amount Raised	Funds utilized	Any deviation (Yes/ No)	If 8 is Yes, then specify the purpose of for which the funds were utilized	Remarks, if any
1	2	3	4	5	6	7	8	9	10
Nil*									

\*No funds raised during the quarter ended 31<sup>st</sup> December, 2022. Issue Proceeds raised earlier have been fully utilized for the purpose for which it was raised.

**B. Statement of Deviation or Variation [As per Reg 52(7A) of SEBI LODR Regulations 2015]**

Name of listed entity	UCO BANK					
Mode of Fund Raising	Not Applicable					
Type of instrument	Not Applicable					
Date of Raising Funds	Not Applicable					
Amount Raised	Nil					
Report filed for quarter ended	31.12.2022					
Is there a Deviation / Variation in use of funds raised?	No					
Whether any approval is required to vary the objects of the issue stated in the prospectus/ offer document?	Not applicable					
If yes, details of the approval so required?	Not applicable					
Date of approval	Not applicable					
Explanation for the Deviation / Variation	Not applicable					
Comments of the audit committee after review	Not applicable					
Comments of the auditors, if any	Not applicable					
Objects for which funds have been raised and where there has been a deviation, in the following table:						
Original Object	Modified Object, if any	Original Allocation	Modified allocation, if any	Funds Utilised	Amount of Deviation/Variation for the half year according to applicable object (INR Crores and in %)	Remarks, if any
Not Applicable						

Deviation could mean:

- Deviation in the objects or purposes for which the funds have been raised.
- Deviation in the amount of funds actually utilized as against what was originally disclosed.

  
(N Purna Chandra Rao)  
DGM & Company Secretary

Date : 24.01.2023



UCO Bank, Finance Department, Head Office, 3<sup>rd</sup> Floor, 02, India Exchange Place, Kolkata – 700 001

Phone: 033 - 44557227, E-mail: [hosgr.colcutta@ucobank.co.in](mailto:hosgr.colcutta@ucobank.co.in)

Follow UCO Bank on Twitter: [UCOBANKOfficial](#); Facebook: [OfficialUCOBANK](#); Instagram: [Official.ucobank](#);

LinkedIn: [UCO BANK](#); You Tube: [UCO Bank Official](#)



### Security Cover Certificate as on 31.12.2022

Column A	Column B	Column C	Column D	Column E	Column F <sup>iv</sup>	Column G <sup>v</sup>	Column H <sup>vi</sup>	Column I <sup>vii</sup>	Column J	Column K	Column L	Column M	Column N	Column O
Particulars		Exclusive Charge	Exclusive Charge	Pari-Passu Charge	Pari-Passu Charge	Pari-Passu Charge	Assets not offered as Security	Elimination (amount in negative)	(Total C to H)	Related to only those items covered by this certificate				
	Description of asset for which this certificate relate	Debt for which this certificate being issued	Other Secured Debt	Debt for which this certificate being issued	Assets shared by pari passu debt holder (includes debt for which this certificate is issued & other debt with pari-passu charge)	Other assets on which there is pari-Passu charge (excluding items covered in column F)	debt amount considered more than once (due to exclusive plus pari passu charge)			Market Value for Assets charged on Exclusive basis	Carrying /book value for exclusive charge assets where market value is not ascertainable or applicable (For Eg. Bank Balance, DSRA market value is not applicable)	Market Value for Pari passu charge Assets <sup>viii</sup>	Carrying value/book value for pari passu charge assets where market value is not ascertainable or applicable (For Eg. Bank Balance, DSRA market value is not applicable)	Total Value(=K +L+M+N)
		Book Value	Book Value	Yes/ No	Book Value	Book Value								
ASSETS	-----NIL-----													
Property, Plant and Equipment														
Capital Work-in-Progress														
Right of Use Assets														
Goodwill														
Intangible Assets														
Intangible Assets under Development														
Investments														





Loans	<b>-----NIL-----</b>
Inventories	
Trade Receivables	
Cash and Cash Equivalents	
Bank Balances other than Cash and Cash Equivalents	
Others	
Total	
<b>LIABILITIES</b>	
Debt securities to which this certificate pertains	
Other debt sharing pari-passu charge with above debt	
Other Debt	
Subordinated debt	
Borrowings	
Bank	
Debt Securities	
Others	
Trade payables	





Lease Liabilities	<b>---NIL---</b>
Provisions	
Others	
Total	
Cover on Book Value	
Cover on Market Value <sup>ix</sup>	

**(N Purna Chandra Rao)**  
**DGM & Company Secretary**



**Date : 24.01.2023**