

By E-filing

REF:TEIL:SE:

Date: 27<sup>th</sup> May, 2025

BSE Limited P.J. Tower, Dalal Street, Fort, MUMBAI - 400 001 Thru: BSE Listing Centre	National Stock Exchange of India Ltd., Exchange Plaza, Bandra-Kurla Complex, Bandra (E), MUMBAI - 400 051 Thru: NEAPS
<b>STOCK CODE: 532356</b>	<b>STOCK CODE: TRIVENI</b>
<b>Sub: Outcome of the Board Meeting held on May 27, 2025 pursuant to Regulation 30 of the SEBI (LODR) Regulations, 2015 ('SEBI LODR Regulations')</b>	

Dear Sirs,

In terms of Regulation 30 of the SEBI LODR Regulations, this is to inform you that the Board of Directors of the Company at their meeting held today i.e. May 27, 2025, has inter-alia considered and approved/recommended the following:

1. **Financial Results**

Approved the audited stand-alone and consolidated financial results of the Company for the fourth quarter and financial year ended March 31, 2025.

Pursuant to Regulation 33 of SEBI LODR Regulations, we are enclosing the audited financial results (standalone and consolidated) of the Company for the fourth quarter and financial year ended March 31, 2025 along with Audit Reports of the Statutory Auditors of the Company thereon and the Newspaper publication being issued by the Company.


We hereby declare that M/s S.S. Kothari Mehta & Co. LLP (erstwhile M/s S.S. Kothari Mehta & Co.), Chartered Accountants (Firm Reg. No.: 00756N/N500441), the Statutory Auditors of the Company have issued Auditors Report with an unmodified opinion on the audited standalone and consolidated financial results of the Company for the financial year ended March 31, 2025.

2. **Dividend**

Recommended a dividend of 250% i.e. Rs.2.50 per fully paid-up equity share of the face value of Re.1/- each for the financial year ended March 31, 2025, subject to approval of the shareholders at the ensuing Annual General Meeting ('AGM'), and fixed **Monday, September 1, 2025** as the **Record Date** for purpose of ascertaining the entitlement of Members/Beneficial Owners to the said dividend.

The dividend, if declared at the AGM, shall be paid to the shareholders, subject to deduction of tax at source, within thirty days from the date of AGM.

Contd..2/-



: 2 :

3. **Annual General Meeting (AGM)**

Approved the convening of 89<sup>th</sup> AGM of the Company on **Monday, September 8, 2025** through Video Conferencing/ Other Audio Visual Means ("VC/OVAM").

4. **Appointment of Secretarial Auditor**

Approved the appointment of M/s Suresh Gupta & Associates, Practicing Company Secretaries (FCS 5660/CP 5204) as Secretarial Auditor of the Company for a term of five years commencing from FY 2025-26 till FY 2026-30, subject to approval of the shareholders at the ensuing AGM.

Necessary disclosure as required under Regulation 30 of the Listing Regulations read with SEBI Master Circular No. SEBI/HO/CFD/PoD2/CIR/P/0155 dated November 11, 2024 is enclosed as **Annexure-I**.

5. **Appointment of Cost Auditors**

Approved the appointment of Mr Rishi Mohan Bansal, Cost Accountant (FRN:102056) as Cost Auditor for Sugar Business (incl. cogeneration and distillery) and M/s GSR & Associates, Cost Accountants (FRN:000069) as Cost Auditor for Power Transmission Business of the Company for the FY 2025-26.

Necessary disclosure as required under Regulation 30 of the Listing Regulations read with SEBI Master Circular No. SEBI/HO/CFD/PoD2/CIR/P/0155 dated November 11, 2024 is enclosed as **Annexure-II**.

The meeting of the Board commenced at 12 noon and concluded at 5:45 p.m.

You are requested to take the above on record and disseminate to all concerned.

Thanking you,


Yours faithfully,

**For Triveni Engineering & Industries Ltd.**

**Geeta Bhalla**

Group Vice President & Company Secretary  
M.No.A9475


Encl: As above



**Annexure-I**

**Disclosure under Regulation 30 of SEBI (LODR) Regulations, 2015 in respect of appointment of Secretarial Auditor of the Company**


<b>Sr.No.</b>	<b>Particulars</b>	<b>Details</b>
1.	Name of Secretarial Auditor	M/s Suresh Gupta & Associates ('SGA'), Company Secretaries Prop.: Mr Suresh Kumar Gupta (FCS 5660/CP 5204)
2.	Reason for change viz. Appointment	Appointment
3.	Date of appointment & terms of appointment	The Board at its meeting held on 27 <sup>th</sup> May, 2025 approved the appointment of SGA as the Secretarial Auditor of the Company for a term of five years commencing from FY 2025-26 till FY 2026-30, subject to approval of the shareholders at the ensuing AGM.
4.	Brief Profile	M/s Suresh Gupta & Associates, a peer reviewed firm of Practicing Company Secretaries was founded in 2003 by Mr Suresh Kumar Gupta, a Fellow Member of the Institute of Company Secretaries of India, New Delhi (FCS 5660/CP 5204). The firm is providing Corporate Laws, and Compliance Management services in the area of Secretarial Audit & Compliances, Joint Ventures, Legal Due Diligence, SEBI Laws & stock exchange matters, FEMA & various certifications under Companies Act, FEMA, Depositories Act, RBI Laws. Professionals associated with the firm have a considerable experience of about twenty-one years' providing professional services in India. The firm is rendering services to various big, medium, small corporate bodies and banks as well as MNCs and ties up office at various places across India.
5.	Relationship with other directors of the Company	Not Applicable



**Annexure-II**

**Disclosure under Regulation 30 of SEBI (LODR) Regulations, 2015 in respect of appointment of Cost Auditors of the Company**

<b>Sr.No.</b>	<b>Particulars</b>	<b>Details</b>
1.	Name of Cost Auditors	Mr Rishi Mohan Bansal, Cost Accountant ('RMB') (FRN:102056) M/s GSR & Associates, Cost Accountants ('GSR') (FRN:000069)
2.	Reason for change viz. Appointment	Appointment
3.	Date of appointment & terms of appointment	The Board at its meeting held on 27 <sup>th</sup> May, 2025 approved the appointment of RMB as Cost Auditor for Sugar Business (incl. cogeneration and distillery) and GSR as Cost Auditor for Power Transmission Business of the Company for the FY 2025-26. The remuneration of Cost Auditors is subject to ratification by the shareholders at the ensuing AGM.
4.	Brief Profile	Mr. Rishi Mohan Bansal (M.No.3323), Practicing Cost Accountant is a leading Cost Accounting proprietorship firm having Registration No. 102056. Mr Bansal is a qualified professional having 51 years of experience in the field of cost audit, cost control, inventory control, internal audit, physical verification of stores inventory/fixed assets etc. of several CPSEs, PSUs, and private sector companies.  M/s GSR & Associates (FRN:000069), a firm of Cost Accountants is in practice of Cost and Management Accountancy for about 26 years. Besides statutory cost audit assignments, the firm deal with cost compliances as per prevailing Acts and Rules, stock verification, internal audit assignments etc. The partners of the firm are qualified professionals with rich working experience both in industry and in practice.
5.	Relationship with other directors of the Company	Not Applicable



**INDEPENDENT AUDITOR'S REPORT on Audited Standalone Financial Results of the  
Triveni Engineering & Industries Limited for the quarter and year ended March 31, 2025  
pursuant to Regulation 33 of the SEBI (Listing Obligations and Disclosure Requirements)  
Regulations, 2015, as amended**

**TO THE BOARD OF DIRECTORS OF TRIVENI ENGINEERING & INDUSTRIES  
LIMITED**

**Report on the audit of the Standalone Financial Results**

**Opinion**

We have audited the accompanying statement of standalone financial results of **TRIVENI ENGINEERING & INDUSTRIES LIMITED** ("the Company"), for the quarter and year ended March 31, 2025, ("the Statement"), attached herewith, being submitted by the Company pursuant to the requirement of Regulation 33 of the SEBI (Listing Obligations and Disclosure Requirements) Regulations, 2015, as amended ("Listing Regulations").

In our opinion and to the best of our information and according to the explanations given to us this Statement:

- i. is presented in accordance with the requirements of Regulation 33 of the Listing Regulations in this regard; and
- ii. gives a true and fair view in conformity with the recognition and measurement principles laid down in the Indian Accounting Standards specified under section 133 of the Companies Act, 2013 ("the Act"), read with the Companies (Indian Accounting Standards) Rules, 2015 and other accounting principles generally accepted in India of the net profit and other comprehensive income and other financial information for the quarter and year ended March 31, 2025.

**Basis for Opinion**

We conducted our audit in accordance with the Standards on Auditing (SAs) specified under section 143(10) of the Act. Our responsibilities under those Standards are further described in the Auditor's Responsibilities for the Audit of the Standalone Financial Results section of our report. We are independent of the Company in accordance with the Code of Ethics issued by the Institute of Chartered Accountants of India together with the ethical requirements that are relevant to our audit of the Statement under the provisions of the Act and the Rules thereunder, and we have fulfilled our other ethical responsibilities in accordance with these requirements and the Code of Ethics. We believe that the audit evidence we have obtained is sufficient and appropriate to provide a basis for our opinion.



**Management's Responsibilities for the Standalone Financial Results**

This Statement has been prepared on the basis of the standalone financial statements. The Company's Board of Directors are responsible for the preparation of this Statement that give a true and fair view of the net profit and other comprehensive income and other financial information in accordance with the recognition and measurement principles laid down in Indian Accounting Standards prescribed under Section 133 of the Act read with relevant rules issued thereunder and other accounting principles generally accepted in India and in compliance with Regulation 33 of the Listing Regulations. This responsibility also includes maintenance of adequate accounting records in accordance with the provisions of the Act for safeguarding of the assets of the Company and for preventing and detecting frauds and other irregularities; selection and application of appropriate accounting policies; making judgments and estimates that are reasonable and prudent; and design, implementation and maintenance of adequate internal financial controls that were operating effectively for ensuring the accuracy and completeness of the accounting records, relevant to the preparation and presentation of the Statement that give a true and fair view and are free from material misstatement, whether due to fraud or error.

In preparing the Statement, the Board of Directors are responsible for assessing the Company's ability to continue as a going concern, disclosing, as applicable, matters related to going concern and using the going concern basis of accounting unless the Board of Directors either intends to liquidate the Company or to cease operations, or has no realistic alternative but to do so.

The Board of Directors are also responsible for overseeing the Company's financial reporting process.

**Auditor's Responsibilities for the Audit of the Standalone Financial Results**

Our objectives are to obtain reasonable assurance about whether the Statement as a whole is free from material misstatement, whether due to fraud or error, and to issue an auditor's report that includes our opinion. Reasonable assurance is a high level of assurance, but is not a guarantee that an audit conducted in accordance with SAs will always detect a material misstatement when it exists. Misstatements can arise from fraud or error and are considered material if, individually or in the aggregate, they could reasonably be expected to influence the economic decisions of users taken on the basis of this Statement.

As part of an audit in accordance with SAs, we exercise professional judgment and maintain professional skepticism throughout the audit. We also:

- Identify and assess the risks of material misstatement of the Statement, whether due to fraud or error, design and perform audit procedures responsive to those risks, and obtain audit evidence that is sufficient and appropriate to provide a basis for our opinion. The risk of not detecting a material misstatement resulting from fraud is higher than for one resulting from error, as fraud may involve collusion, forgery, intentional omissions, misrepresentations, or the override of internal control.
- Obtain an understanding of internal control relevant to the audit in order to design audit procedures that are appropriate in the circumstances. Under Section 143(3)(i) of the Act, we are also responsible for expressing our opinion on whether the Company has adequate internal



financial control with reference to financial statements in place and the operating effectiveness of such controls.

- Evaluate the appropriateness of accounting policies used and the reasonableness of accounting estimates and related disclosures made by the Board of Directors.
- Conclude on the appropriateness of the Board of Directors' use of the going concern basis of accounting and, based on the audit evidence obtained, whether a material uncertainty exists related to events or conditions that may cast significant doubt on the Company's ability to continue as a going concern. If we conclude that a material uncertainty exists, we are required to draw attention in our auditor's report to the related disclosures in the Statement or, if such disclosures are inadequate, to modify our opinion. Our conclusions are based on the audit evidence obtained up to the date of our auditor's report. However, future events or conditions may cause the Company to cease to continue as a going concern.
- Evaluate the overall presentation, structure and content of the Statement, including the disclosures, and whether the Statement represent the underlying transactions and events in a manner that achieves fair presentation.

We communicate with those charged with governance regarding, among other matters, the planned scope and timing of the audit and significant audit findings, including any significant deficiencies in internal control that we identify during our audit.

We also provide those charged with governance with a statement that we have complied with relevant ethical requirements regarding independence, and to communicate with them all relationships and other matters that may reasonably be thought to bear on our independence, and where applicable, related safeguards.

**Other Matters**

The Statement includes the results for the quarter ended March 31, 2025 being the balancing figure between the audited figures in respect of the full financial year ended March 31, 2025 and the published unaudited year to date figures up to the third quarter of the current financial year, which were subject to a limited review by us, as required under the Listing Regulations.

**For S S KOTHARI MEHTA & CO LLP**

Chartered Accountants

Firm Reg. No.: 00756N/N500441



**Vijay Kumar**

Partner

Membership No. - 092671

UDIN: 25092671BMOFCA2734

Place: Noida

Date: May 27, 2025



TRIVENI ENGINEERING & INDUSTRIES LIMITED

Regd. Office : A-44, Hosiery Complex, Phase-II Extension, Noida, Uttar Pradesh - 201 305

Corp. Office : 8th Floor, Express Trade Towers, 15-16, Sector-16A, Noida, U.P - 201 301

CIN : L15421UP1932PLC022174

Statement of Standalone Audited Financial Results for the Quarter and Year ended March 31, 2025

(₹ in crores, except per share data)

Particulars	3 Months ended			Year ended	
	31/Mar/2025 (Audited) (refer note 5)	31/Dec/2024 (Unaudited)	31/Mar/2024 (Audited) (refer note 5)	31/Mar/2025 (Audited)	31/Mar/2024 (Audited)
1 Revenue from operations	1845.29	1548.00	1547.52	6655.40	6149.14
2 Other income	11.67	18.16	11.42	44.95	45.29
<b>Total income</b>	<b>1856.96</b>	<b>1566.16</b>	<b>1558.94</b>	<b>6700.35</b>	<b>6194.43</b>
3 Expenses					
(a) Cost of materials consumed	1982.67	1389.43	1788.85	4082.25	3968.45
(b) Purchases of stock-in-trade	7.86	8.14	16.63	27.08	57.09
(c) Changes in inventories of finished goods, stock-in-trade and work-in-progress	(1026.84)	(533.47)	(1024.77)	(83.11)	(426.10)
(d) Excise duty on sale of goods	295.99	331.98	245.99	1118.70	931.31
(e) Employee benefits expense	122.47	106.42	108.58	415.37	373.33
(f) Finance costs	24.01	6.28	15.94	67.80	46.96
(g) Depreciation and amortisation expense	30.86	30.44	26.94	120.00	104.12
(h) Other expenses	180.76	150.99	165.86	614.62	615.28
<b>Total expenses</b>	<b>1617.78</b>	<b>1490.21</b>	<b>1344.02</b>	<b>6362.71</b>	<b>5670.44</b>
4 Profit/(loss) from continuing operations before exceptional items and tax	239.18	75.95	214.92	337.64	523.99
5 Exceptional items (net) - income/(expense)	-	-	-	-	-
6 Profit/(loss) from continuing operations before tax	239.18	75.95	214.92	337.64	523.99
7 Tax expense					
(a) Current tax	52.59	16.88	52.02	74.75	121.64
(b) Deferred tax	11.55	2.38	3.08	14.47	10.83
<b>Total tax expense</b>	<b>64.14</b>	<b>19.26</b>	<b>55.10</b>	<b>89.22</b>	<b>132.47</b>
8 Profit/(loss) from continuing operations after tax	175.04	56.69	159.82	248.42	391.52
9 Profit/(loss) from discontinued operations	-	-	-	-	-
10 Tax expense of discontinued operations	-	-	-	-	-
11 Profit/(loss) from discontinued operations (after tax)	-	-	-	-	-
12 Profit/(loss) for the period	175.04	56.69	159.82	248.42	391.52
13 Other comprehensive income					
A (i) Items that will not be reclassified to profit or loss	(1.22)	-	10.62	(6.56)	10.62
A (ii) Income tax relating to items that will not be reclassified to profit or loss	(0.31)	-	1.10	(0.92)	1.10
B (i) Items that will be reclassified to profit or loss	0.82	(1.00)	0.18	(0.28)	0.83
B (ii) Income tax relating to items that will be reclassified to profit or loss	0.20	(0.24)	0.05	(0.07)	0.21
<b>Other comprehensive income for the period, net of tax</b>	<b>(0.29)</b>	<b>(0.76)</b>	<b>9.65</b>	<b>(5.85)</b>	<b>10.14</b>
14 Total comprehensive income for the period	174.75	55.93	169.47	242.57	401.66
15 Paid up equity share capital (face value ₹ 1/-)	21.89	21.89	21.89	21.89	21.89
16 Other equity				3084.72	2869.51
17 Earnings/(loss) per share of ₹ 1/- each (not annualised for the quarters)					
(a) Basic (in ₹)	8.00	2.59	7.30	11.35	17.89
(b) Diluted (in ₹)	8.00	2.59	7.30	11.35	17.89

See accompanying notes to the standalone financial results



TRIVENI ENGINEERING & INDUSTRIES LIMITED

Standalone Audited Segment wise Revenue, Results, Assets and Liabilities for the Quarter and Year ended March 31, 2025

(₹ in crores)

Particulars	3 Months ended			Year ended	
	31/Mar/2025 (Audited) (refer note 5)	31/Dec/2024 (Unaudited)	31/Mar/2024 (Audited) (refer note 5)	31/Mar/2025 (Audited)	31/Mar/2024 (Audited)
<b>1 Segment Revenue</b>					
(a) Sugar & Allied Businesses					
Sugar	985.97	874.06	927.51	3802.90	3857.87
Distillery	747.64	652.87	572.80	2585.96	2204.90
	<b>1733.61</b>	<b>1526.93</b>	<b>1500.31</b>	<b>6388.86</b>	<b>6062.77</b>
(b) Engineering Businesses					
Power transmission	139.59	73.41	88.18	369.89	291.81
Water	93.66	49.18	65.72	233.38	244.07
	<b>233.25</b>	<b>122.59</b>	<b>153.90</b>	<b>603.27</b>	<b>535.88</b>
(c) Others	<b>52.11</b>	<b>52.43</b>	<b>49.46</b>	<b>199.80</b>	<b>182.11</b>
<b>Total Segment revenue</b>	<b>2018.97</b>	<b>1701.95</b>	<b>1703.67</b>	<b>7191.93</b>	<b>6780.76</b>
Less : Inter segment revenue	173.68	153.95	156.15	536.53	631.62
<b>Total Revenue from operations</b>	<b>1845.29</b>	<b>1548.00</b>	<b>1547.52</b>	<b>6655.40</b>	<b>6149.14</b>
<b>2 Segment Results</b>					
(a) Sugar & Allied Businesses					
Sugar	201.12	55.16	158.28	265.04	305.60
Distillery	24.01	5.65	41.96	46.14	180.86
	<b>225.13</b>	<b>60.81</b>	<b>200.24</b>	<b>311.18</b>	<b>486.46</b>
(b) Engineering Businesses					
Power transmission	46.45	23.65	33.37	126.80	107.09
Water	13.16	10.80	15.53	34.28	31.52
	<b>59.61</b>	<b>34.45</b>	<b>48.90</b>	<b>161.08</b>	<b>138.61</b>
(c) Others	<b>0.48</b>	<b>(0.16)</b>	<b>0.08</b>	<b>0.00</b>	<b>(0.67)</b>
<b>Total Segment results</b>	<b>285.22</b>	<b>95.10</b>	<b>249.22</b>	<b>472.26</b>	<b>624.40</b>
Less :					
(i) Finance costs	24.01	6.28	15.94	67.80	46.96
(ii) Other unallocable expenditure net of unallocable income	22.03	12.87	18.36	66.82	53.45
<b>Total Profit/(loss) before tax</b>	<b>239.18</b>	<b>75.95</b>	<b>214.92</b>	<b>337.64</b>	<b>523.99</b>
<b>3 Segment Assets</b>					
(a) Sugar & Allied Businesses					
Sugar	3270.19	2251.57	3131.15	3270.19	3131.15
Distillery	1186.29	1263.60	1014.73	1186.29	1014.73
	<b>4456.48</b>	<b>3515.17</b>	<b>4145.88</b>	<b>4456.48</b>	<b>4145.88</b>
(b) Engineering Businesses					
Power transmission	372.66	309.46	226.42	372.66	226.42
Water	447.13	409.02	372.60	447.13	372.60
	<b>819.79</b>	<b>718.48</b>	<b>599.02</b>	<b>819.79</b>	<b>599.02</b>
(c) Others	<b>9.47</b>	<b>10.93</b>	<b>11.86</b>	<b>9.47</b>	<b>11.86</b>
<b>Total Segment assets</b>	<b>5285.74</b>	<b>4244.58</b>	<b>4756.76</b>	<b>5285.74</b>	<b>4756.76</b>
Add : Unallocable assets	394.27	379.24	252.87	394.27	252.87
<b>Total Assets</b>	<b>5680.01</b>	<b>4623.82</b>	<b>5009.63</b>	<b>5680.01</b>	<b>5009.63</b>
<b>4 Segment Liabilities</b>					
(a) Sugar & Allied Businesses					
Sugar	324.06	401.46	302.84	324.06	302.84
Distillery	97.63	121.97	81.45	97.63	81.45
	<b>421.69</b>	<b>523.43</b>	<b>384.29</b>	<b>421.69</b>	<b>384.29</b>
(b) Engineering Businesses					
Power transmission	103.93	78.63	73.06	103.93	73.06
Water	168.47	133.62	152.77	168.47	152.77
	<b>272.40</b>	<b>212.25</b>	<b>225.83</b>	<b>272.40</b>	<b>225.83</b>
(c) Others	<b>2.28</b>	<b>2.37</b>	<b>2.39</b>	<b>2.28</b>	<b>2.39</b>
<b>Total Segment liabilities</b>	<b>696.37</b>	<b>738.05</b>	<b>612.51</b>	<b>696.37</b>	<b>612.51</b>
Add : Unallocable liabilities	1877.03	953.92	1505.72	1877.03	1505.72
<b>Total Liabilities</b>	<b>2573.40</b>	<b>1691.97</b>	<b>2118.23</b>	<b>2573.40</b>	<b>2118.23</b>




**TRIVENI ENGINEERING & INDUSTRIES LIMITED**

**Standalone Statement of Assets and Liabilities**

(₹ in crores)

Particulars	As at 31/Mar/2025 (Audited)	As at 31/Mar/2024 (Audited)
<b>ASSETS</b>		
<b>1 Non-current assets</b>		
(a) Property, plant and equipment	1865.88	1501.69
(b) Capital work-in-progress	31.02	225.70
(c) Investment property	3.75	4.42
(d) Other intangible assets	2.32	2.05
(e) Financial assets		
(i) Investments	149.32	102.51
(ii) Trade receivables	0.82	0.82
(iii) Loans	157.59	29.04
(iv) Other financial assets	22.98	20.47
(f) Other non-current assets	35.61	45.35
	<b>2269.29</b>	<b>1932.05</b>
<b>2 Current assets</b>		
(a) Inventories	2564.57	2419.94
(b) Financial assets		
(i) Trade receivables	511.59	336.52
(ii) Cash and cash equivalents	32.32	71.11
(iii) Bank balance other than cash and cash equivalents	0.44	1.41
(iv) Loans	1.50	0.53
(v) Other financial assets	13.22	10.95
(c) Other current assets	287.08	237.12
	<b>3410.72</b>	<b>3077.58</b>
<b>TOTAL - ASSETS</b>	<b>5680.01</b>	<b>5009.63</b>
<b>EQUITY AND LIABILITIES</b>		
<b>EQUITY</b>		
(a) Equity share capital	21.89	21.89
(b) Other equity	3084.72	2869.51
	<b>3106.61</b>	<b>2891.40</b>
<b>LIABILITIES</b>		
<b>1 Non-current liabilities</b>		
(a) Financial liabilities		
(i) Borrowings	240.22	171.24
(ii) Lease liabilities	8.13	7.57
(b) Provisions	17.92	15.40
(c) Deferred tax liabilities (net)	134.02	120.54
(d) Other non-current liabilities	17.89	16.83
	<b>418.18</b>	<b>331.58</b>
<b>2 Current liabilities</b>		
(a) Financial liabilities		
(i) Borrowings	1448.89	1153.37
(ii) Lease liabilities	2.88	5.40
(iii) Trade payables		
- total outstanding dues of micro enterprises and small enterprises	8.55	8.23
- total outstanding dues of creditors other than micro enterprises and small enterprises	395.05	348.23
(iv) Other financial liabilities	94.53	88.73
(b) Other current liabilities	145.21	125.19
(c) Provisions	57.44	45.22
(d) Current tax liabilities (net)	2.67	12.28
	<b>2155.22</b>	<b>1786.65</b>
<b>TOTAL- EQUITY AND LIABILITIES</b>	<b>5680.01</b>	<b>5009.63</b>



TRIVENI ENGINEERING & INDUSTRIES LIMITED

Standalone Statement of Cash Flows

(₹ in crores)

Particulars	Year ended 31/Mar/2025 (Audited)	Year ended 31/Mar/2024 (Audited)
<b>Cash flows from operating activities</b>		
Profit before tax	337.64	523.99
Adjustments for :		
Depreciation and amortisation expense	120.00	104.12
Bad debts written off - trade receivables carried at amortised cost	1.00	1.57
Bad debts written off - other financial assets carried at amortised cost	-	0.11
Impairment loss allowance on trade receivables and other financial assets (net of reversals)	(1.04)	1.27
Bad debts written off - non financial assets	0.19	0.24
Impairment loss allowance on non financial assets (net of reversals)	(7.60)	(0.28)
Provision for non moving/obsolete inventory (net of reversals)	(0.48)	0.55
Loss on sale/write off of inventory	0.25	0.11
Net fair value (gains)/losses on investments	(1.18)	0.03
Mark-to-market (gains)/losses on derivatives	0.35	0.53
Credit balances written back	(1.56)	(4.60)
Financial guarantee commission income	(0.32)	(0.31)
Profit on sale of investment property	(1.11)	-
Unrealised (gains)/losses from changes in foreign exchange rates	0.44	(0.09)
Loss on sale/write off/ impairment of property, plant and equipment	3.05	0.53
Net (profit)/loss on sale/redemption of investments	(0.28)	(0.10)
Interest income	(11.03)	(18.62)
Dividend income	(0.06)	(0.07)
Finance costs	67.80	46.96
Working capital adjustments :		
Change in inventories	(144.41)	(424.10)
Change in trade receivables	(175.33)	46.41
Change in other financial assets	(0.30)	1.39
Change in other assets	(42.41)	32.16
Change in trade payables	47.74	(53.74)
Change in other financial liabilities	10.15	(2.78)
Change in other liabilities	20.22	(30.44)
Change in provisions	13.52	(6.70)
<b>Cash generated from/(used in) operations</b>	<b>235.24</b>	<b>218.14</b>
Income tax paid (net)	(81.54)	(115.16)
<b>Net cash inflow/(outflow) from operating activities</b>	<b>153.70</b>	<b>102.98</b>
<b>Cash flows from investing activities</b>		
Purchase of property, plant and equipment and intangible assets	(286.01)	(356.56)
Proceeds from sale of property, plant and equipment	1.54	0.96
Advance received against assets held for sale	0.93	-
Investments in subsidiaries and joint ventures	(51.16)	(2.50)
Investments (other than subsidiaries and joint ventures)	-	(35.00)
Proceeds from disposal/redemption of investments (other than subsidiaries and joint ventures)	0.47	0.21
Proceeds from sale of investment property	1.47	-
Loan to subsidiaries	(129.50)	-
Repayment of loan by subsidiaries	-	2.25
Decrease/(increase) in deposits with banks	(0.37)	0.33
Interest received	7.91	15.04
Dividend received	0.06	0.07
<b>Net cash inflow/(outflow) from investing activities</b>	<b>(454.66)</b>	<b>(375.20)</b>
<b>Cash flows from financing activities</b>		
Proceeds from long term borrowings	168.00	136.44
Repayments of long term borrowings	(117.37)	(159.72)
Increase/(decrease) in short term borrowings	313.79	523.00
Interest paid (other than on lease liabilities)	(67.98)	(48.72)
Payment of lease liabilities (interest portion)	(0.99)	(1.26)
Payment of lease liabilities (principal portion)	(5.92)	(5.63)
Buy-back costs	-	(0.08)
Dividend paid	(27.36)	(169.65)
<b>Net cash inflow/(outflow) from financing activities</b>	<b>262.17</b>	<b>274.38</b>
Net increase/(decrease) in cash and cash equivalents	(38.79)	2.16
Cash and cash equivalents at the beginning of the year	71.11	68.95
<b>Cash and cash equivalents at the end of the year</b>	<b>32.32</b>	<b>71.11</b>



# TRIVENI ENGINEERING & INDUSTRIES LIMITED

## Notes to the Standalone Audited Financial Results for the Quarter and Year ended March 31, 2025

1. The above financial results have been prepared in accordance with the principles and procedures of the Indian Accounting Standards ('Ind AS') notified under section 133 of the Companies Act, 2013, Companies (Indian Accounting Standards) Rules, 2015 (as amended) and relevant guidelines issued by the Securities and Exchange Board of India (SEBI).
2. In view of the seasonality of the Sugar Business, the performance results may vary from quarter to quarter.
3. The Board at its meeting held on December 10, 2024 has, subject to necessary approvals, considered and approved a Composite Scheme of Arrangement amongst Triveni Engineering & Industries Limited ('TEIL'), Sir Shadi Lal Enterprises Limited ('SSELEL') and Triveni Power Transmission Limited ('TPTL') and their respective shareholders and their respective creditors under Section 230 to 232 and other applicable provisions, if any, of the Companies Act, 2013 read with the rules made thereunder (the "Scheme") for amalgamation of SSELEL into TEIL and demerger of Power Transmission Business ('PTB') of TEIL into TPTL. The approval/no-objection of Stock Exchanges to the Scheme on the application filed by the Company is awaited.
4. The Board of Directors of the Company has recommended a final dividend of 250% (₹ 2.50 per equity share of the face value of ₹ 1 each) for the FY 2024-25, which is subject to the shareholder's approval in the ensuing annual general meeting.
5. The figures of the quarter ended March 31, 2025 and March 31, 2024 are the balancing figures between the audited figures in respect of the full financial year and the published unaudited year to date figures upto the third quarter of the respective financial year(s), which were subjected to a limited review by the Statutory Auditors of the Company.
6. The figures of the previous year under various heads have been regrouped to the extent necessary.
7. The above audited standalone financial results of the Company for the quarter and year ended March 31, 2025 have been reviewed and recommended for adoption by the Audit Committee and approved by the Board of Directors of the Company at their respective meetings held on May 27, 2025. The results have been subjected to audit by the Statutory Auditors of the Company pursuant to Regulation 33 of the SEBI (Listing Obligations and Disclosure Requirements) Regulations, 2015, as amended, who have issued an unmodified opinion on the same.

For Triveni Engineering & Industries Limited



Dhruv M. Sawhney  
Chairman & Managing Director



Place : Noida

Date : May 27, 2025

**INDEPENDENT AUDITOR'S REPORT on Audited Consolidated Financial Results of the Triveni Engineering & Industries Limited for the quarter and year ended March 31, 2025 pursuant to Regulation 33 of the SEBI (Listing Obligations and Disclosure Requirements) Regulations, 2015, as amended**

**TO THE BOARD OF DIRECTORS OF TRIVENI ENGINEERING & INDUSTRIES LIMITED**

**Report on the audit of the Consolidated Financial Results**

**Opinion**

We have audited the accompanying statement of Consolidated Financial Results of **Triveni Engineering & Industries Limited** (hereinafter referred to as the "Holding Company") and its subsidiaries (Holding Company and its subsidiaries together referred to as "the Group") and its share of the net profit after tax and total comprehensive income of its joint venture for the quarter and year ended March 31, 2025, ("the Statement"), being submitted by the Holding Company pursuant to the requirement of Regulation 33 of the SEBI (Listing Obligations and Disclosure Requirements) Regulations, 2015, as amended ("Listing Regulations").

In our opinion and to the best of our information and according to the explanations given to us, and based on the consideration of the audit reports of the other auditors on separate financial statements of subsidiaries referred to in other matters paragraph below, the Statement:

- a. includes the results of the following entities:
  - I. **Subsidiaries** –
    - a. Triveni Engineering Limited
    - b. Triveni Energy Systems Limited
    - c. Triveni Entertainment Limited
    - d. Triveni Sugar Limited
    - e. Triveni Industries Limited
    - f. Svastida Projects Limited
    - g. United Shippers & Dredgers Limited
    - h. Gaurangi Enterprises Limited
    - i. Mathura Wastewater Management Private Limited
    - j. Pali ZLD Private Limited
    - k. Sir Shadi Lal Enterprises Limited (w.e.f. June 20, 2024)
    - l. Triveni Power Transmission Limited (w.e.f. December 4, 2024)
  - II. **Joint Venture** -
    - a. Triveni Sports Private Limited

b. is presented in accordance with the requirements of Regulation 33 of the Listing Regulations; and



c. gives a true and fair view, in conformity with the recognition and measurement principles laid down in the Indian Accounting Standards prescribed under section 133 of the Companies Act, 2013 ("the Act") read with the Companies (Indian Accounting Standards) Rules, 2015, and other accounting principles generally accepted in India, of the consolidated net profit after tax and other comprehensive income and other financial information of the Group and its share of the net profit after tax and total comprehensive income of its joint venture for the quarter and year ended March 31, 2025.

**Basis for Opinion**

We conducted our audit in accordance with the Standards on Auditing (SAs) specified under section 143(10) of the Act. Our responsibilities under those Standards are further described in the Auditor's Responsibilities for the Audit of the Consolidated Financial Results section of our report. We are independent of the Group and its joint venture in accordance with the Code of Ethics issued by the Institute of Chartered Accountants of India together with the ethical requirements that are relevant to our audit of the financial statements under the provisions of the Act and the Rules thereunder, and we have fulfilled our other ethical responsibilities in accordance with these requirements and the Code of Ethics. We believe that the audit evidence obtained by us and other auditors in terms of their reports referred to in "Other Matters" paragraph below, is sufficient and appropriate to provide a basis for our opinion.

**Management's Responsibilities for the Consolidated Financial Results**

The Statement has been prepared on the basis of consolidated annual financial statements.

The Holding Company's Board of Directors are responsible for the preparation and presentation of this Statement that give a true and fair view of the net profit and other comprehensive income and other financial information of the Group and its joint venture in accordance with, the applicable accounting standards prescribed under Section 133 of the Act read with relevant rules issued thereunder and other accounting principles generally accepted in India and in compliance with Regulation 33 of the Listing Regulations.

The respective Board of Directors of the companies included in the Group and of its joint venture, are responsible for maintenance of adequate accounting records in accordance with the provisions of the Act, for safeguarding of the assets of the Group and its joint venture and for preventing and detecting frauds and other irregularities; selection and application of appropriate accounting policies; making judgments and estimates that are reasonable and prudent, and design, implementation and maintenance of adequate internal financial controls, that were operating effectively, for ensuring the accuracy and completeness of the accounting records, relevant to the preparation and presentation of the Statement, that give a true and fair view and are free from material misstatement, whether due to fraud or error which have been used for the purpose of preparation of the Statement by the Directors of the Holding Company, as aforesaid.



In preparing the Statement, the respective Board of Directors of the companies included in the Group and of its joint venture are responsible for assessing the ability of the Group and its joint venture to continue as a going concern, disclosing, as applicable, matters related to going concern and using the going concern basis of accounting, unless the respective Board of Directors either intends to liquidate the Group and its joint venture or to cease operations, or has no realistic alternative but to do so.

The respective Board of Directors of the companies included in the Group and of its joint venture are responsible for overseeing the financial reporting process of the respective companies of the Group and its joint venture.

#### **Auditor's Responsibilities for the Audit of the Consolidated Financial Results**

Our objectives are to obtain reasonable assurance about whether the Statement as a whole are free from material misstatement, whether due to fraud or error, and to issue an auditor's report that includes our opinion. Reasonable assurance is a high level of assurance, but is not a guarantee that an audit conducted in accordance with SAs will always detect a material misstatement when it exists. Misstatements can arise from fraud or error and are considered material if, individually or in the aggregate, they could reasonably be expected to influence the economic decisions of users taken on the basis of the Statement.

As part of an audit in accordance with SAs, we exercise professional judgment and maintain professional skepticism throughout the audit. We also:

- Identify and assess the risks of material misstatement of the Statement, whether due to fraud or error, design and perform audit procedures responsive to those risks, and obtain audit evidence that is sufficient and appropriate to provide a basis for our opinion. The risk of not detecting a material misstatement resulting from fraud is higher than for one resulting from error, as fraud may involve collusion, forgery, intentional omissions, misrepresentations, or the override of internal control.
- Obtain an understanding of internal control relevant to the audit in order to design audit procedures that are appropriate in the circumstances. Under Section 143(3) (i) of the Act, we are also responsible for expressing our opinion on whether the Group and its joint venture has adequate internal financial controls with reference to financial statements in place and the operating effectiveness of such controls.
- Evaluate the appropriateness of accounting policies used and the reasonableness of accounting estimates and related disclosures made by the Board of Directors.
- Conclude on the appropriateness of the Board of Directors' use of the going concern basis of accounting and, based on the audit evidence obtained, whether a material uncertainty exists related to events or conditions that may cast significant doubt on the ability of the Group and its joint venture to continue as a going concern. If we conclude that a material uncertainty exists,



we are required to draw attention in our auditor's report to the related disclosures in the Statement or, if such disclosures are inadequate, to modify our opinion. Our conclusions are based on the audit evidence obtained up to the date of our auditor's report. However, future events or conditions may cause the Group and its joint venture to cease to continue as a going concern.

- Evaluate the overall presentation, structure and content of the Statement, including the disclosures, and whether the Statement represent the underlying transactions and events in a manner that achieves fair presentation.
- Obtain sufficient appropriate audit evidence regarding the financial results/financial information of the entities within the Group and its joint venture to express an opinion on the Statement. We are responsible for the direction, supervision and performance of the audit of financial information of such entities included in the Statement of which we are the independent auditors. For the other entities included in the Statement, which have been audited by other auditors, such other auditors remain responsible for the direction, supervision and performance of the audits carried out by them. We remain solely responsible for our audit opinion.

We communicate with those charged with governance of the Holding Company and such other entities included in the consolidated financial statements of which we are the independent auditors regarding, among other matters, the planned scope and timing of the audit and significant audit findings, including any significant deficiencies in internal control that we identify during our audit.

We also provide those charged with governance with a Statement that we have complied with relevant ethical requirements regarding independence, and to communicate with them all relationships and other matters that may reasonably be thought to bear on our independence, and where applicable, related safeguards.

We also performed procedures in accordance with the circular issued by the SEBI under Regulation 33(8) of the Listing Regulations, to the extent applicable.

#### **Other Matters**

- i. The Statement includes the audited financial results of one subsidiary, whose financial statements reflect total assets of Rs. 315.65 crores as at March 31, 2025, total revenue (including other income) of Rs. 88.66 crores and Rs. 172.34 crores and total net profit/(loss) after tax of Rs. 9.55 crores and Rs. (-) 14.13 crores, total comprehensive income of Rs. 9.48 crores and Rs. (-) 14.91 crores for the quarter ended March 31, 2025 and period from June 21, 2024 to March 31, 2025 (i.e., for the period post becoming a subsidiary) respectively and net cash inflows of Rs. 0.84 crores for the period from June 21, 2024 to March 31, 2025 as considered in the Statement. The financial results for the period from June 21, 2024 to March 31, 2025 has been drawn as balancing figures between financial results audited by auditor of subsidiary for the period from April 1, 2024 to March 31, 2025 and special purpose audited financial statements for the period from April 1, 2024 to June 20, 2024. Our opinion on the consolidated financial statements, in so far as it relates to the amounts and disclosures included in respect of aforesaid subsidiary is based solely on the report of other auditor.



**SS KOTHARI MEHTA  
& CO. LLP**  
CHARTERED ACCOUNTANTS

The Statement includes the audited financial results of eight subsidiaries, whose financial statements reflect total assets of Rs. 22.30 crores as at March 31, 2025, total revenue (including other income) of Rs. 0.01 crores and Rs. 0.10 crores and total net loss after tax of Rs. 0.08 crores and Rs. 0.10 crores, total comprehensive income of Rs. (-) 0.08 crores and Rs. (-) 0.10 crores for the quarter and year ended March 31, 2025 respectively and net cash inflows of Rs. 0.00 crores for the year ended March 31, 2025 as considered in the Statement. These financial statements have been audited by the other auditors whose reports have been furnished to us by the management and our opinion on the consolidated financial statements, in so far as it relates to the amounts and disclosures included in respect of aforesaid subsidiaries is based solely on the report of other auditors.

The Statement also includes the Group's share of net profit after tax of Rs. 0.02 crores and Rs. 0.09 crores and total comprehensive income of Rs. 0.02 crores and Rs. 0.09 crores for the quarter and year ended March 31, 2025 respectively, in respect of the joint venture. The financial statements of the joint venture have been audited by the other auditor whose report have been furnished to us by the management and our opinion on the consolidated financial statements, in so far as it relates to the amounts and disclosures included in respect of aforesaid joint venture is based solely on the report of other auditor.

Our opinion on the Statement is not modified in respect of the above matters with respect to our reliance on the work done and the reports of the other auditors.

- ii. The Statement includes the results for the quarter ended March 31, 2025 being the balancing figure between the audited figures in respect of the full financial year ended March 31, 2025 and the published unaudited year to date figures up to the end of third quarter of the current financial year, which were subject to limited review by us, as required under the Listing Regulations.

For **SS KOTHARI MEHTA & CO. LLP**

Chartered Accountants

Firm Reg. No.: 00756N/N500441



**Vijay Kumar**

Partner

Membership No. - 092671

UDIN: 25092671BMOFCB6526

Place: Noida

Date: May 27, 2025




**TRIVENI ENGINEERING & INDUSTRIES LIMITED**  
 Regd. Office : A-44, Hosiery Complex, Phase-II Extension, Noida, Uttar Pradesh - 201 305  
 Corp. Office : 8th Floor, Express Trade Towers, 15-16, Sector-16A, Noida, U.P - 201 301  
 CIN : L15421UP1932PLC022174

**Statement of Consolidated Audited Financial Results for the Quarter and Year ended March 31, 2025**

(₹ in crores, except per share data)

Particulars	3 Months ended			Year ended	
	31/Mar/2025 (Audited) (refer note 7)	31/Dec/2024 (Unaudited)	31/Mar/2024 (Audited) (refer note 7)	31/Mar/2025 (Audited)	31/Mar/2024 (Audited)
1 Revenue from operations	1925.28	1600.30	1548.12	6807.94	6151.40
2 Other income	9.25	23.90	15.55	57.64	62.02
<b>Total income</b>	<b>1934.53</b>	<b>1624.20</b>	<b>1563.67</b>	<b>6865.58</b>	<b>6213.42</b>
3 Expenses					
(a) Cost of materials consumed	2173.82	1449.63	1788.85	4332.59	3968.45
(b) Purchases of stock-in-trade	7.86	8.14	16.63	27.08	57.09
(c) Changes in inventories of finished goods, stock-in-trade and work-in-progress	(1180.58)	(544.10)	(1024.77)	(227.06)	(426.10)
(d) Excise duty on sale of goods	295.99	331.98	245.99	1118.70	931.31
(e) Employee benefits expense	131.38	114.16	108.96	438.52	374.81
(f) Finance costs	30.11	10.55	18.01	83.45	55.50
(g) Depreciation and amortisation expense	32.11	33.02	26.94	126.16	104.11
(h) Other expenses	188.69	163.38	166.86	642.00	619.44
<b>Total expenses</b>	<b>1679.38</b>	<b>1566.76</b>	<b>1347.47</b>	<b>6541.44</b>	<b>5684.61</b>
4 Profit/(loss) from continuing operations before share of profit/(loss) of joint ventures, exceptional items and tax	255.15	57.44	216.20	324.14	528.81
5 Share of profit/(loss) of joint ventures	0.02	0.12	0.54	0.09	0.18
6 Profit/(loss) from continuing operations before exceptional items and tax	255.17	57.56	216.74	324.23	528.99
7 Exceptional items (net) - income/(expense)	-	-	-	-	-
8 Profit/(loss) from continuing operations before tax	255.17	57.56	216.74	324.23	528.99
9 Tax expense					
(a) Current tax	52.93	17.16	52.24	75.75	122.65
(b) Deferred tax	15.12	(2.17)	3.46	10.22	11.18
<b>Total tax expense</b>	<b>68.05</b>	<b>14.99</b>	<b>55.70</b>	<b>85.97</b>	<b>133.83</b>
10 Profit/(loss) from continuing operations after tax	187.12	42.57	161.04	238.26	395.16
11 Profit/(loss) from discontinued operations	-	-	-	-	-
12 Tax expense of discontinued operations	-	-	-	-	-
13 Profit/(loss) from discontinued operations (after tax)	-	-	-	-	-
14 Profit/(loss) for the period	187.12	42.57	161.04	238.26	395.16
Profit/(loss) for the period attributable to:					
(i) Owners of the Company	183.00	48.12	161.04	243.19	395.16
(ii) Non-controlling interests	4.12	(5.55)	-	(4.93)	-
15 Other comprehensive income					
A (i) Items that will not be reclassified to profit or loss	(1.36)	(0.99)	10.62	(7.60)	10.62
A (ii) Income tax relating to items that will not be reclassified to profit or loss	(0.57)	-	1.10	(1.18)	1.10
B (i) Items that will be reclassified to profit or loss	0.81	(1.00)	0.18	(0.29)	0.83
B (ii) Income tax relating to items that will be reclassified to profit or loss	0.39	(0.44)	0.05	(0.07)	0.21
<b>Other comprehensive income for the period, net of tax</b>	<b>(0.37)</b>	<b>(1.55)</b>	<b>9.65</b>	<b>(6.64)</b>	<b>10.14</b>
Other comprehensive income for the period, net of tax attributable to:					
(i) Owners of the Company	(0.34)	(1.25)	9.65	(6.34)	10.14
(ii) Non-controlling interests	(0.03)	(0.30)	-	(0.30)	-
16 Total comprehensive income for the period	186.75	41.02	170.69	231.62	405.30
Total comprehensive income for the period attributable to:					
(i) Owners of the Company	182.66	46.87	170.69	236.85	405.30
(ii) Non-controlling interests	4.09	(5.85)	-	(5.23)	-
17 Paid up equity share capital (face value ₹ 1/-)	21.89	21.89	21.89	21.89	21.89
18 Other equity				3089.28	2879.02
19 Earnings/(loss) per share of ₹ 1/- each (not annualised for the quarters)					
(a) Basic (in ₹)	8.55	1.94	7.36	10.88	18.05
(b) Diluted (in ₹)	8.55	1.94	7.36	10.88	18.05

See accompanying notes to the consolidated financial results




**TRIVENI ENGINEERING & INDUSTRIES LIMITED**

Consolidated Audited Segment wise Revenue, Results, Assets and Liabilities for the Quarter and Year ended March 31, 2025

(₹ in crores)

Particulars	3 Months ended			Year ended	
	31/Mar/2025 (Audited) (refer note 7)	31/Dec/2024 (Unaudited)	31/Mar/2024 (Audited) (refer note 7)	31/Mar/2025 (Audited)	31/Mar/2024 (Audited)
<b>1 Segment Revenue</b>					
(a) Sugar & Allied Businesses					
Sugar	1078.69	929.50	927.51	3966.95	3857.87
Distillery	747.54	652.83	572.80	2592.19	2204.90
	<b>1826.23</b>	<b>1582.33</b>	<b>1500.31</b>	<b>6559.14</b>	<b>6062.77</b>
(b) Engineering Businesses					
Power transmission	139.59	73.41	88.18	369.89	291.81
Water	94.02	49.12	66.32	234.23	246.33
	<b>233.61</b>	<b>122.53</b>	<b>154.50</b>	<b>604.12</b>	<b>538.14</b>
(c) Others	<b>52.11</b>	<b>52.43</b>	<b>49.46</b>	<b>199.80</b>	<b>182.10</b>
<b>Total Segment revenue</b>	<b>2111.95</b>	<b>1757.29</b>	<b>1704.27</b>	<b>7363.06</b>	<b>6783.01</b>
Less : Inter segment revenue	186.67	156.99	156.15	555.12	631.61
<b>Total Revenue from operations</b>	<b>1925.28</b>	<b>1600.30</b>	<b>1548.12</b>	<b>6807.94</b>	<b>6151.40</b>
<b>2 Segment Results</b>					
(a) Sugar & Allied Businesses					
Sugar	223.58	41.83	158.28	266.50	305.60
Distillery	23.34	2.84	41.96	39.67	180.86
	<b>246.92</b>	<b>44.67</b>	<b>200.24</b>	<b>306.17</b>	<b>486.46</b>
(b) Engineering Businesses					
Power transmission	46.45	23.65	33.37	126.80	107.09
Water	13.07	10.37	15.58	32.78	31.41
	<b>59.52</b>	<b>34.02</b>	<b>48.95</b>	<b>159.58</b>	<b>138.50</b>
(c) Others	<b>0.48</b>	<b>(0.16)</b>	<b>0.08</b>	<b>(0.00)</b>	<b>(0.67)</b>
<b>Total Segment results</b>	<b>306.92</b>	<b>78.53</b>	<b>249.27</b>	<b>465.75</b>	<b>624.29</b>
Less :					
(i) Finance costs	30.11	10.55	18.01	83.45	55.50
(ii) Share of (profit)/loss of joint ventures	(0.02)	(0.12)	(0.54)	(0.09)	(0.18)
(iii) Other unallocable expenditure net of unallocable income	21.66	10.54	15.06	58.16	39.98
<b>Total Profit/(loss) before tax</b>	<b>255.17</b>	<b>57.56</b>	<b>216.74</b>	<b>324.23</b>	<b>528.99</b>
<b>3 Segment Assets</b>					
(a) Sugar & Allied Businesses					
Sugar	3738.57	2320.47	3131.15	3738.57	3131.15
Distillery	1358.35	1318.84	1014.73	1358.35	1014.73
	<b>5096.92</b>	<b>3639.31</b>	<b>4145.88</b>	<b>5096.92</b>	<b>4145.88</b>
(b) Engineering Businesses					
Power transmission	372.66	309.46	226.42	372.66	226.42
Water	617.01	576.14	348.01	617.01	348.01
	<b>989.67</b>	<b>885.60</b>	<b>574.43</b>	<b>989.67</b>	<b>574.43</b>
(c) Others	<b>9.48</b>	<b>10.93</b>	<b>11.86</b>	<b>9.48</b>	<b>11.86</b>
<b>Total Segment assets</b>	<b>6096.07</b>	<b>4535.84</b>	<b>4732.17</b>	<b>6096.07</b>	<b>4732.17</b>
Add : Unallocable assets	146.10	425.08	386.14	146.10	386.14
<b>Total Assets</b>	<b>6242.17</b>	<b>4960.92</b>	<b>5118.31</b>	<b>6242.17</b>	<b>5118.31</b>
<b>4 Segment Liabilities</b>					
(a) Sugar & Allied Businesses					
Sugar	523.72	591.23	302.84	523.72	302.84
Distillery	114.76	140.47	81.45	114.76	81.45
	<b>638.48</b>	<b>731.70</b>	<b>384.29</b>	<b>638.48</b>	<b>384.29</b>
(b) Engineering Businesses					
Power transmission	103.93	78.63	73.06	103.93	73.06
Water	182.42	147.64	167.34	182.42	167.34
	<b>286.35</b>	<b>226.27</b>	<b>240.40</b>	<b>286.35</b>	<b>240.40</b>
(c) Others	<b>2.28</b>	<b>2.37</b>	<b>2.39</b>	<b>2.28</b>	<b>2.39</b>
<b>Total Segment liabilities</b>	<b>927.11</b>	<b>960.34</b>	<b>627.08</b>	<b>927.11</b>	<b>627.08</b>
Add : Unallocable liabilities	2155.44	1157.53	1590.32	2155.44	1590.32
<b>Total Liabilities</b>	<b>3082.55</b>	<b>2117.87</b>	<b>2217.40</b>	<b>3082.55</b>	<b>2217.40</b>




**TRIVENI ENGINEERING & INDUSTRIES LIMITED**

**Consolidated Statement of Assets and Liabilities**

(₹ in crores)

Particulars	As at 31/Mar/2025 (Audited)	As at 31/Mar/2024 (Audited)
<b>ASSETS</b>		
<b>1 Non-current assets</b>		
(a) Property, plant and equipment	2319.79	1501.69
(b) Capital work-in-progress	31.60	225.70
(c) Investment property	11.30	12.14
(d) Goodwill	0.68	0.68
(e) Other intangible assets	2.40	2.05
(f) Investments accounted for using equity method	2.77	2.68
(g) Financial assets		
(i) Investments	7.01	52.47
(ii) Trade receivables	149.73	161.07
(iii) Loans	0.09	0.04
(iv) Other financial assets	23.12	22.48
(h) Deferred tax assets (net)	33.29	0.38
(i) Other non-current assets	38.35	47.47
	<b>2620.13</b>	<b>2028.85</b>
<b>2 Current assets</b>		
(a) Inventories	2737.81	2419.94
(b) Financial assets		
(i) Trade receivables	519.81	344.70
(ii) Cash and cash equivalents	46.08	76.40
(iii) Bank balance other than cash and cash equivalents	8.65	1.44
(iv) Loans	0.50	0.53
(v) Other financial assets	16.59	15.99
(c) Other current assets	292.60	230.46
	<b>3622.04</b>	<b>3089.46</b>
<b>TOTAL - ASSETS</b>	<b>6242.17</b>	<b>5118.31</b>
<b>EQUITY AND LIABILITIES</b>		
<b>EQUITY</b>		
(a) Equity share capital	21.89	21.89
(b) Other equity	3089.28	2879.02
Equity attributable to owners of the Company	3111.17	2900.91
Non-controlling interests	48.45	-
	<b>3159.62</b>	<b>2900.91</b>
<b>LIABILITIES</b>		
<b>1 Non-current liabilities</b>		
(a) Financial liabilities		
(i) Borrowings	397.27	248.79
(ii) Lease liabilities	8.13	7.57
(b) Provisions	29.85	15.39
(c) Deferred tax liabilities (net)	134.76	121.22
(d) Other non-current liabilities	30.14	30.09
	<b>600.15</b>	<b>423.06</b>
<b>2 Current liabilities</b>		
(a) Financial liabilities		
(i) Borrowings	1571.76	1162.17
(ii) Lease liabilities	2.88	5.40
(iii) Trade payables		
- total outstanding dues of micro enterprises and small enterprises	8.55	8.23
- total outstanding dues of creditors other than micro enterprises and small enterprises	550.99	348.31
(iv) Other financial liabilities	111.75	85.74
(b) Other current liabilities	150.09	126.98
(c) Provisions	83.50	45.22
(d) Current tax liabilities (net)	2.88	12.29
	<b>2482.40</b>	<b>1794.34</b>
<b>TOTAL- EQUITY AND LIABILITIES</b>	<b>6242.17</b>	<b>5118.31</b>



TRIVENI ENGINEERING & INDUSTRIES LIMITED

Consolidated Statement of Cash Flows

(₹ in crores)

Particulars	Year ended 31-Mar-2025 (Audited)	Year ended 31-Mar-2024 (Audited)
<b>Cash flows from operating activities</b>		
Profit before tax	324.23	528.99
Adjustments for :		
Share of net (profit)/loss of joint venture accounted for using the equity method	(0.09)	(0.18)
Depreciation and amortisation expense	126.16	104.11
Bad debts written off - trade receivables carried at amortised cost	0.89	1.57
Bad debts written off - other financial assets carried at amortised cost	0.11	0.11
Impairment loss allowance on trade receivables and other financial assets (net of reversals)	(1.04)	1.27
Bad debts written off - non financial assets	0.01	0.24
Impairment loss allowance on non financial assets (net of reversals)	(7.56)	(0.28)
Provision for non moving/obsolete inventory (net of reversals)	0.27	0.55
Loss on sale/write off of inventory	0.29	0.11
Net fair value (gains)/losses on investments	(1.18)	0.03
Mark-to-market (gains)/losses on derivatives	0.35	0.53
Credit balances written back	(1.57)	(4.60)
Profit on disposal of investment property	(1.39)	-
Unrealised (gains)/losses from changes in foreign exchange rates	0.44	(0.09)
Loss on sale/write off/impairment of property, plant and equipment	3.38	0.53
Net (profit)/loss on sale/redemption of investments	(0.28)	(0.10)
Interest income	(24.42)	(35.70)
Dividend income	(0.06)	(0.07)
Finance costs	83.45	55.50
Working capital adjustments :		
Change in inventories	(289.72)	(424.10)
Change in trade receivables	(159.90)	54.33
Change in other financial assets	2.07	3.20
Change in other assets	(49.45)	26.38
Change in trade payables	(65.42)	(53.74)
Change in other financial liabilities	4.25	(2.78)
Change in other liabilities	17.77	(32.13)
Change in provisions	14.71	(6.70)
<b>Cash generated from/(used in) operations</b>	<b>(23.70)</b>	<b>216.98</b>
Income tax paid (net)	(82.66)	(116.73)
<b>Net cash inflow/(outflow) from operating activities</b>	<b>(106.36)</b>	<b>100.25</b>
<b>Cash flows from investing activities</b>		
Purchase of property, plant and equipment and intangible assets	(299.57)	(356.56)
Proceeds from sale of property, plant and equipment	1.74	0.96
Advance received against assets held for sale	1.05	-
Investments in subsidiaries and joint ventures	(44.84)	(2.50)
Investments (other than subsidiaries and joint ventures)	-	(35.00)
Proceeds from disposal/redemption of investments (other than subsidiaries and joint ventures)	0.47	0.21
Purchase of investment property	-	(0.04)
Proceeds from sale of investment property	1.90	-
Decrease/(increase) in deposits with banks	(8.51)	0.45
Interest received	24.32	33.22
Dividends received	0.06	0.07
<b>Net cash inflow/(outflow) from investing activities</b>	<b>(323.38)</b>	<b>(359.19)</b>
<b>Cash flows from financing activities</b>		
Proceeds from long term borrowings	231.11	142.29
Repayments of long term borrowings	(135.71)	(168.08)
Increase/(decrease) in short term borrowings	416.04	523.00
Interest paid (other than on lease liabilities)	(82.36)	(57.26)
Payment of lease liabilities (interest portion)	(0.99)	(1.26)
Payment of lease liabilities (principal portion)	(5.92)	(5.63)
Acquisition of non-controlling interests	(0.00)	-
Buy-back costs	-	(0.08)
Dividend paid	(27.37)	(169.65)
<b>Net cash inflow/(outflow) from financing activities</b>	<b>394.80</b>	<b>263.33</b>
Net increase/(decrease) in cash and cash equivalents	(34.94)	4.39
Cash and cash equivalents at the beginning of the year	76.40	72.01
Cash and cash equivalents at the acquisition date of subsidiary	4.62	-
<b>Cash and cash equivalents at the end of the year</b>	<b>46.08</b>	<b>76.40</b>



## TRIVENI ENGINEERING & INDUSTRIES LIMITED

### Notes to the Consolidated Audited Financial Results for the Quarter and Year ended March 31, 2025


1. The above financial results have been prepared in accordance with the principles and procedures of the Indian Accounting Standards ('Ind AS') notified under section 133 of the Companies Act, 2013, Companies (Indian Accounting Standards) Rules, 2015 (as amended) and relevant guidelines issued by the Securities and Exchange Board of India (SEBI).
2. In view of the seasonality of the Sugar Business, the performance results may vary from quarter to quarter.
3. The Company had during the previous year acquired 25.43% paid-up equity share capital of Sir Shadi Lal Enterprises Limited ('SSELEL') from certain members of the promoter group of SSELEL, under a share purchase agreement dated January 30, 2024. During the current year, the Company has further acquired 36.34% paid up equity share capital of SSELEL on June 20, 2024 from the balance members of the Promoter group under a share purchase agreement and also completed an open offer for acquisition of up to 26% voting share capital of SSELEL in compliance with applicable laws including SEBI (SAST) Regulations 2011. The Company now cumulatively holds 61.77% of the total shareholding of SSELEL and SSELEL has become a subsidiary of the Company w.e.f. June 20, 2024. Accordingly, as per Ind AS 103 "Business Combinations", the identified assets and liabilities of SSELEL as on June 20, 2024 have been consolidated at their respective fair values based upon the valuation reports obtained from registered valuers. Consequent thereto, a capital reserve to the extent of ₹ 0.78 crore, being the excess of fair values of net assets acquired over the fair value of the consideration paid, has been recognised by the Company.

The above financial results include the results of SSELEL for the period from June 21, 2024 to March 31, 2025 (i.e., for the period post becoming a subsidiary of the Company) and resultantly, the figures for the current periods are not comparable with previous periods.

4. The Board at its meeting held on December 10, 2024 has, subject to necessary approvals, considered and approved a Composite Scheme of Arrangement amongst Triveni Engineering & Industries Limited ('TEIL'), Sir Shadi Lal Enterprises Limited ('SSELEL') and Triveni Power Transmission Limited ('TPTL') and their respective shareholders and their respective creditors under Section 230 to 232 and other applicable provisions, if any, of the Companies Act, 2013 read with the rules made thereunder (the "Scheme") for amalgamation of SSELEL into TEIL and demerger of Power Transmission Business ('PTB') of TEIL into TPTL. The approval/no-objection of Stock Exchanges to the Scheme on the application filed by the Company is awaited.
5. The Board of Directors of the Company has recommended a final dividend of 250% (₹ 2.50 per equity share of the face value of ₹ 1 each) for the FY 2024-25, which is subject to the shareholder's approval in the ensuing annual general meeting.
6. The standalone audited financial results of the Company are available on the Company's website ([www.trivenigroup.com](http://www.trivenigroup.com)), website of BSE ([www.bseindia.com](http://www.bseindia.com)) and NSE ([www.nseindia.com](http://www.nseindia.com)). Summarised standalone financial performance of the Company is as under :

Particulars	(₹ in crores)					
	3 Months ended			Year ended		
	31/Mar/2025 (Audited) (refer note 7)	31/Dec/2024 (Unaudited)	31/Mar/2024 (Audited) (refer note 7)	31/Mar/2025 (Audited)	31/Mar/2024 (Audited)	
Income from operations	1845.29	1548.00	1547.52	6655.40	6149.14	
Profit/(loss) before tax (after exceptional items)	239.18	75.95	214.92	337.64	523.99	
Profit/(loss) after tax (after exceptional items)	175.04	56.69	159.82	248.42	391.52	
Total comprehensive income	174.75	55.93	169.47	242.57	401.66	

7. The figures of the quarter ended March 31, 2025 and March 31, 2024 are the balancing figures between the audited figures in respect of the full financial year and the published unaudited year to date figures upto the third quarter of the respective financial year(s), which were subjected to a limited review by the Statutory Auditors of the Company.



8. The figures of the previous year under various heads have been regrouped to the extent necessary.
9. The above audited consolidated financial results of the Company for the quarter and year ended March 31, 2025 have been reviewed and recommended for adoption by the Audit Committee and approved by the Board of Directors of the Company at their respective meetings held on May 27, 2025. The results have been subjected to audit by the Statutory Auditors of the Company pursuant to Regulation 33 of the SEBI (Listing Obligations and Disclosure Requirements) Regulations, 2015, as amended, who have issued an unmodified opinion on the same.

For Triveni Engineering & Industries Limited



Dhruv M. Sawhney  
Chairman & Managing Director

Place : Noida

Date : May 27, 2025



**TRIVENI ENGINEERING & INDUSTRIES LIMITED**

Regd. Office : A-44, Hosiery Complex, Phase-II Extension, Noida, Uttar Pradesh - 201 305

Corp. Office : 8th Floor, Express Trade Towers, 15-16, Sector-16A, Noida, U.P - 201 301

Website : [www.trivenigroup.com](http://www.trivenigroup.com)

CIN : L15421UP1932PLC022174

**Statement of Consolidated Audited Financial Results for the Quarter and Year ended March 31, 2025**

(₹ in crores, except per share data)

Particulars	3 Months ended		Year ended	
	31/Mar/2025 (Audited)	31/Mar/2024 (Audited)	31/Mar/2025 (Audited)	31/Mar/2024 (Audited)
Total Income from operations	1925.28	1548.12	6807.94	6151.40
Net Profit/(loss) for the period (before tax and Exceptional items)	255.17	216.74	324.23	528.99
Net Profit/(loss) for the period before tax (after Exceptional items)	255.17	216.74	324.23	528.99
Net Profit/(loss) for the period after tax (after Exceptional items)	187.12	161.04	238.26	395.16
Total comprehensive income for the period [Comprising Profit/(loss) for the period (after tax) and other comprehensive income (after tax)]	186.75	170.69	231.62	405.30
Equity share capital	21.89	21.89	21.89	21.89
Other equity			3089.28	2879.02
Earnings/(loss) per share of ₹ 1/- each (not annualised for the quarters)				
(a) Basic (in ₹)	8.55	7.36	10.88	18.05
(b) Diluted (in ₹)	8.55	7.36	10.88	18.05

**Notes :**

1. Summarised Standalone Audited Financial Performance of the Company is as under :

(₹ in crores)

Particulars	3 Months ended		Year ended	
	31/Mar/2025 (Audited)	31/Mar/2024 (Audited)	31/Mar/2025 (Audited)	31/Mar/2024 (Audited)
Total Income from operations	1845.29	1547.52	6655.40	6149.14
Profit/(loss) before tax (after exceptional items)	239.18	214.92	337.64	523.99
Profit/(loss) after tax (after exceptional items)	175.04	159.82	248.42	391.52
Total comprehensive income	174.75	169.47	242.57	401.66

2. The above financial results include the results of Sir Shadi Lal Enterprises Limited for the period from June 21, 2024 to March 31, 2025 (i.e., for the period post becoming a subsidiary of the Company) and resultantly, the figures for the current periods are not comparable with previous periods.
3. The Board at its meeting held on December 10, 2024 has, subject to necessary approvals, considered and approved a Composite Scheme of Arrangement amongst Triveni Engineering & Industries Limited ("TEIL"), Sir Shadi Lal Enterprises Limited ("SLEL") and Triveni Power Transmission Limited ("TPTL") and their respective shareholders and their respective creditors under Section 230 to 232 and other applicable provisions, if any, of the Companies Act, 2013 read with the rules made thereunder (the "Scheme") for amalgamation of SLEL into TEIL and demerger of Power Transmission Business ('PTB') of TEIL into TPTL. The approval/no-objection of Stock Exchanges to the Scheme on the application filed by the Company is awaited.
4. The above is an extract of the detailed format of Financial Results for the quarter and year ended March 31, 2025 filed with the Stock Exchanges under Regulation 33 of the SEBI (LODR) Regulations, 2015. The full format of the Financial Results for the quarter and year ended March 31, 2025 are available on the websites of Stock Exchange(s) ([www.bseindia.com](http://www.bseindia.com) and [www.nseindia.com](http://www.nseindia.com)) and on the website of Company ([www.trivenigroup.com](http://www.trivenigroup.com)).
5. The Board of Directors of the Company has recommended a final dividend of 250% (₹ 2.50 per equity share of the face value of ₹ 1 each) for the FY 2024-25, which is subject to the shareholder's approval in the ensuing annual general meeting.

For Triveni Engineering & Industries Limited



Dhruv M. Sawhney  
Chairman & Managing Director

Place : Noida  
Date : May 27, 2025





**Statement of Consolidated Audited Financial Results for the Quarter and Year ended March 31, 2025**

(₹ in crores, except per share data)

Particulars	3 Months ended		Year ended	
	31/Mar/2025 (Audited)	31/Mar/2024 (Audited)	31/Mar/2025 (Audited)	31/Mar/2024 (Audited)
Total Income from operations	1925.28	1548.12	6807.94	6151.40
Net Profit/(loss) for the period (before tax and Exceptional items)	255.17	216.74	324.23	528.99
Net Profit/(loss) for the period before tax (after Exceptional items)	255.17	216.74	324.23	528.99
Net Profit/(loss) for the period after tax (after Exceptional items)	187.12	161.04	238.26	395.16
Total comprehensive income for the period [Comprising Profit/(loss) for the period (after tax) and other comprehensive income (after tax)]	186.75	170.69	231.62	405.30
Equity share capital	21.89	21.89	21.89	21.89
Other equity			3089.28	2879.02
Earnings/(loss) per share of ₹ 1/- each (not annualised for the quarters)				
(a) Basic (in ₹)	8.55	7.36	10.88	18.05
(b) Diluted (in ₹)	8.55	7.36	10.88	18.05

**Notes :**

1. Summarised Standalone Audited Financial Performance of the Company is as under :

(₹ in crores)

Particulars	3 Months ended		Year ended	
	31/Mar/2025 (Audited)	31/Mar/2024 (Audited)	31/Mar/2025 (Audited)	31/Mar/2024 (Audited)
Total Income from operations	1845.29	1547.52	6655.40	6149.14
Profit/(loss) before tax (after exceptional items)	239.18	214.92	337.64	523.99
Profit/(loss) after tax (after exceptional items)	175.04	159.82	248.42	391.52
Total comprehensive income	174.75	169.47	242.57	401.66

2. The above financial results include the results of Sir Shadi Lal Enterprises Limited for the period from June 21, 2024 to March 31, 2025 (i.e., for the period post becoming a subsidiary of the Company) and resultantly, the figures for the current periods are not comparable with previous periods.
3. The Board at its meeting held on December 10, 2024 has, subject to necessary approvals, considered and approved a Composite Scheme of Arrangement amongst Triveni Engineering & Industries Limited ("TEIL"), Sir Shadi Lal Enterprises Limited ("SSLEL") and Triveni Power Transmission Limited ("TPTL") and their respective shareholders and their respective creditors under Section 230 to 232 and other applicable provisions, if any, of the Companies Act, 2013 read with the rules made thereunder (the "Scheme") for amalgamation of SSLEL into TEIL and demerger of Power Transmission Business ("PTB") of TEIL into TPTL. The approval/no-objection of Stock Exchanges to the Scheme on the application filed by the Company is awaited.
4. The above is an extract of the detailed format of Financial Results for the quarter and year ended March 31, 2025 filed with the Stock Exchanges under Regulation 33 of the SEBI (LODR) Regulations, 2015. The full format of the Financial Results for the quarter and year ended March 31, 2025 are available on the websites of Stock Exchange(s) (www.bseindia.com and www.nseindia.com) and on the website of Company (www.trivenigroup.com).
5. The Board of Directors of the Company has recommended a final dividend of 250% (₹ 2.50 per equity share of the face value of ₹ 1 each) for the FY 2024-25, which is subject to the shareholder's approval in the ensuing annual general meeting.

For Triveni Engineering & Industries Limited

Dhruv M. Sawhney  
Chairman & Managing Director

Place : Noida  
Date : May 27, 2025

