

Date: 16/02/2026

The Manager

The National Stock Exchange of India Ltd.,
Listing Department, Exchange Plaza, Bandra Kurla Complex,
Bandra (East), Mumbai 400 051.

SUB: Reply to the query raised by NSE for the Financial results submitted for Half year ended i.e. 30th September, 2025

REF: TRIDHYA TECH LIMITED (TRADING SYMBOL - TRIDHYA)

Dear Sir / Ma'am,

The company would hereby like to revert to the query raised by NSE as stated below:

1. Machine Readable Form / Legible copy of Financial Results not submitted – The unreadable form was inadvertently uploaded by the company. Further company has duly submitted the machine-readable version on 13/01/2026 as per the requirement raised by NSE. (The same is enclosed again with this letter).

2. Financial results submitted in XBRL with discrepancies-EPS not mentioned in Standalone XBRL. - We have uploaded the XBRL with the correction.

You are requested to kindly take the same on record.

**Thanking You,
FOR, TRIDHYA TECH LIMITED**

**RAMESH ARJANBHAI MARAND
MANAGING DIRECTOR
DIN: 07235447**

Tridhya Tech Limited
CIN: L72900GJ2018PLC100733

Standalone Unaudited Statement of Assets and Liabilities as at 30th September, 2025

Particulars	As at September 30, 2025	As at March 31, 2025
I. EQUITY AND LIABILITIES		
1 Shareholders' Funds		
(a) Share Capital	2,328.80	2,328.80
(b) Reserve and Surplus	1,886.98	2,076.81
2 Non-current Liabilities		
(a) Long-Term Borrowings	624.89	1,276.01
(b) Deferred Tax Liabilities (Net)	-	-
(c) Long-term Provisions	92.59	86.95
(d) Other Long-Term Liabilities	12.90	-
3 Current Liabilities		
(a) Short-Term Borrowings	6,206.73	7,837.65
(b) Trade Payables		
(i) Total outstanding dues of micro enterprises and small enterprises	53.92	32.10
(i) Total outstanding dues of creditors other than micro enterprises and small enterprises	310.17	196.73
(c) Other Current Liabilities	164.31	243.44
(d) Short Term Provisions	13.56	26.42
Total	11,694.85	14,104.91
II. ASSETS		
1 Non-Current Assets		
(a) Property, Plant & Equipment and Intangible Assets		
(i) Tangible Assets	1,301.72	1,204.10
(ii) Intangible assets	690.24	729.54
(iii) Capital Work-In-Progress	6.76	6.76
(b) Non-Current Investments	1,808.55	2,038.41
(c) Long-Term Loans And Advances	2,480.49	2,681.67
(d) Other Non-Current Assets	80.86	80.86
2 Current Assets		
(b) Trade Receivables	679.51	725.11
(c) Cash and Cash Equivalents	25.70	27.38
(d) Short-Term Loans And Advances	4,312.74	6,231.35
(e) Other Current Assets	308.28	379.72
Total	11,694.85	14,104.91

For and on behalf of the Board of Directors
Tridhya Tech Limited



Ramesh Arjanbhai Marand
(Managing Director)
DIN: 07235447

Place: Ahmedabad
Date: November 14, 2025

Tridhya Tech Limited

Registered Office:-401, One World West, Near Ambli T-Junction 200' S. P. Ring Road, Bopal, Ahmedabad - 380058, Gujarat
CIN: L72900GJ2018PLC100733

Standalone Statement of Unaudited Financial Result for the Year Ended on 30th September, 2025

(₹ in Lakhs except EPS)

Sr No.	Particulars	For the half- year ended			For the year ended
		30.09.2025 (Un-Audited)	31.03.2025 (Audited)	30.09.2024 (Un-Audited)	31.03.2025 (Audited)
	Income:				
1	Revenue from Operations	1,102.18	1,365.19	2,124.39	3,489.58
2	Other Income	385.91	417.81	210.62	628.43
3	Total Revenue(1+2)	1,488.09	1,783.00	2,335.01	4,118.01
4	Expense:				
	(a) Purchases & Operating Expenses	527.13	537.68	713.46	1,251.14
	(b) Employee Benefit Expenses	403.15	700.03	1,032.49	1,732.52
	(c) Finance Cost	367.30	446.14	92.56	538.70
	(d) Depreciation and Amortization Expenses	148.17	150.69	105.93	256.62
	(e) Other Expenses	232.18	215.02	302.36	517.38
	Total Expenses	1,677.93	2,049.56	2,246.80	4,296.36
	Profit / (Loss) before Exceptional items, Extraordinary items and Tax (3-4)	-189.84	-266.56	88.21	-178.35
5	Exceptional Items		-	-	-
6	Profit / (Loss) before Extra ordinary items and Tax (5-6)	-189.84	-266.56	88.21	-178.35
7	Extra ordinary items		-	-	-
8	Net Profit / (Loss) from Ordinary Activities before Tax(7-8)	-189.84	-266.56	88.21	-178.35
9	Tax Expense				
	(a) Current Tax		-34.01	34.01	-
	(b) Deferred Tax		14.55	-14.55	-
10	Profit/(Loss) For the Period/Year	-189.84	-247.10	68.75	-178.35
11	Paid up Equity Share Capital (Rs. 10 F. V)	2,328.80	2,328.80	2,328.80	2,328.80
12	Earnings per Share				
13	Basic & Diluted Earnings Per Share	-0.82	-1.06	0.30	-0.77

For and on behalf of the Board of Directors
Tridhya Tech Limited



(Signature)

Ramesh Arjanbhai Marand
(Managing Director)
DIN: 07235447

Place: Ahmedabad
Date: November 14, 2025

Tridhya Tech Limited
CIN: L72900GJ2018PLC100733

Standalone Unaudited Cash Flow Statement for the half year ended 30th September, 2025

(₹ in Lakhs except EPS)

S.N.	Particulars	For the half year ended September 30, 2025		For the Year ended March 31, 2025	
A	Cash Flow from the Operating Activities				
	Net Profit/(Loss) Before Tax		-189.84		-178.35
Add:	Adjustments for - Depreciation and Ammortization	148.17		256.62	
Add:	Finance Cost	367.30		538.70	
Add:	Provision for Gratuity	5.64		-	
Add:	Provision for Expenses	2.23		26.42	
Less:	Foreign Exchange Gain	-2.35		-17.32	
Add:	Profit/Loss on Sale of Fixed Assets	-		35.89	
Less:	Discount Received	-		-0.30	
Add:	Balance Written off	20.16			
Add:	Loss on Sale of Investments	63.70			
Less:	Interest Income	-327.20		-512.67	
			277.65		327.33
	Operating Profit before Working Capital Changes		87.81		148.98
	Changes in Working Capital				
	Increase / (Decrease) in Long Term Provisions	-		-28.39	
	Increase / (Decrease) in Trade Payables	135.26		152.17	
	Increase / (Decrease) in Other Liabilities	-62.84		-77.36	
	Increase / (Decrease) in Short Term Borrowings	-1,797.33		7,585.28	
	Increase / (Decrease) in Short Term Provisions	-12.85		-67.86	
	Increase / (Decrease) in Other Non-Current Assets	-		-5.84	
	(Increase) / Decrease in Trade Receivables	27.79		677.90	
	(Increase) / Decrease in Short Term Loans & Advances	2,109.62		-6,009.33	
	(Increase) / Decrease in Other Current Assets	127.81		-165.33	
			527.45		2,061.02
	Cash Generated from Operations		-56.37		-
	Less - Net Tax Paid				
	Net Cash Flow Generated from / (Used in) Operating Activities (A)		558.89		2,210.00
B	Cash Flow from Investing Activities				
	Inflows				
	Interest Income Received on Others			54.27	
	Outflows				
	Purchase of Property, Plant & Equipment and Intangible Assets	-206.49		-428.13	
	Purchase of CWIP Assets	-		-6.76	
	Sale of Investments	166.28		-	
	Purchase of Investments	-0.12		-	
	Changes in Long Term Loans & Advances	337.37		-416.96	
			297.05		-797.58
	Net Cash Flow Generated from / (Used in) Investing Activities (B)				
C	Cash Flow from Financing Activities				
	Proceeds/(Repayment) of Borrowings		-651.11		-1,240.18
	Finance Cost of Interest & Other		-206.51		-277.07
			-857.63		-1,517.25
	Net (Decrease) / Increase in Cash & Cash Equivalents		-1.69		-104.82
	Cash & Cash Equivalents (Opening Balance)		27.38		132.20
	Cash & Cash Equivalents (Closing Balance)		25.70		27.38
	Cash and Cash Equivalents consists of :-				
	(i) Cash-in-hand		0.86		0.84
	(ii) Balance with Banks in Current Accounts		14.13		16.21
	(iii) Other Bank Balances		10.70		10.33
	Total		25.70		27.38

For and on behalf of the Board of Directors
Tridhya Tech Limited



Ramesh Arjanbhai Marand

Ramesh Arjanbhai Marand
(Managing Director)
DIN: 07235447

Place: Ahmedabad
Date: November 14, 2025

Tridhya Tech Limited
CIN: L72900GJ2018PLC100733

Notes to Standalone Audited Financial Statement Results

- i. The above standalone audited financial results for the year ended 30th September, 2025 have been reviewed by the Audit Committee and approved by the Board of Directors of Tridhya Tech Limited ("the Company") in their meeting held on 14th November, 2025.
- ii. The above standalone audited financial results for the year ended 30th September, 2025 are prepared in accordance with the applicable Accounting Standards prescribed under Section 133 of the Companies Act, 2013 read with Rule 7 of the Companies Accounting) Rules, 2014 as amended and other recognized accounting practices and policies, as applicable.
- iii. In accordance with Regulation 33 of the SEBI (LODR) Regulations 2015, the above standalone results have been reviewed by the Statutory Auditors of the Company for the year ended 30th September, 2025.
- iv. EPS for the respective periods have been calculated based on the weighted average number of shares outstanding for the said periods.
- v. The Company is operating in a single segment. Hence, the above financial results are based on single segment only.
- vi. During the said period, the Company has five Subsidiary companies "Concentric IT Services Private Limited", "Basilroot Technologies Private Limited", "Vedity Software Private Limited", "TableFlow Tech Private Limited" and "Codeup Technologies Private Limited" and one Associate company "Tridhya Tech GMBH" as on 30th September, 2025.
- vii. The figures of the previous period have been re-grouped or rearranged, wherever considered necessary.

For and on behalf of the Board of Directors
Tridhya Tech Limited




Ramesh Arjanbhai Marand
(Managing Director)
DIN: 07235447

Place : Ahmedabad
Date: November 14, 2025

Independent Auditor's Review Report On Standalone Unaudited Half Yearly And Year To Date Financial Results Of The Company Pursuant To The Regulation 33 Of The SEBI (Listing Obligations And Disclosure Requirements) Regulations, 2015, As Amended

To,
The Board of Directors,
Tridhya Tech Limited

1. We have reviewed the accompanying statement of unaudited standalone financial results of **Tridhya Tech Limited** (the "Company"), for the half year ended September 30, 2025 (the "Statement") attached herewith, being submitted by the Company pursuant to the requirements of Regulation 33 of the SEBI (Listing Obligations and Disclosure Requirements) Regulations, 2015, as amended (the "Listing Regulations").
2. This Statement which is the responsibility of the Company's Management and has been approved by the Board of Directors, has been prepared in accordance with the recognition and measurement principles laid down in Accounting Standards (AS) 25 on 'Interim Financial Reporting', prescribed under Section 133 of the Companies Act, 2013 read with relevant rules issued there under and other accounting principles generally accepted in India. Our responsibility is to issue a report on these financial statements based on our review.
3. We conducted our review of the Statement in accordance with the Standard on Review Engagement (SRE) 2410, "Review of Interim Financial Information performed by the Independent Auditor of the Entity" issued by the Institute of Chartered Accountants of India. This standard requires that we plan and perform the review to obtain moderate assurance as to whether the financial statements are free of material misstatement. A review is limited primarily to inquiries of Company personnel and analytical procedures applied to financial data and thus provide less assurance than an audit. We have not performed an audit and accordingly, we do not express an audit opinion.
4. Based on our review conducted as above, nothing has come to our attention that causes us to believe that the accompanying Statement, prepared in accordance with the recognition and measurement principles laid down in the aforesaid Accounting Standards ('AS') specified under Section 133 of the Companies Act, 2013 as amended, read with relevant rules issued there under and other accounting principles generally accepted in India, has not disclosed the information required to be disclosed in terms of Regulation 33 of the




SEBI (Listing Obligations and Disclosure Requirements) Regulations, 2015, as amended, including the manner in which it is to be disclosed, or that it contains any material misstatement.

**For MAAK & Associates
Chartered Accountants
(Firm's Registration No. – 135024W)**



**Place: Ahmedabad
Date: November 14, 2025**


**Marmik Shah
(Partner)
(M. No. 133926)
UDIN: - 25133926BMJHnk4271**

Tridhya Tech Limited
CIN: L72900GJ2018PLC100733

Consolidated Unaudited Statement of Liabilities and Assets as at 30th September, 2025

(₹ in Lakhs)

Particulars	As at September 30, 2025	As on March 31, 2025
I. EQUITY AND LIABILITIES		
1 Shareholders' Funds		
(a) Share Capital	2,328.80	2,328.80
(b) Reserve and Surplus	1,765.59	1,964.59
(c) Minority Interest	22.64	22.64
2 Non-current Liabilities		
(a) Long-Term Borrowings	1,373.79	2,020.50
(b) Deferred Tax Liabilities (Net)	-	-
(c) Long-term Provisions	128.58	114.19
(d) Other Long Term Liabilities	14.79	-
3 Current Liabilities		
(a) Short-Term Borrowings	6,340.30	7,996.38
(b) Trade Payables		
(i) Total outstanding dues of micro enterprises and small enterprises	57.30	33.88
(ii) Total outstanding dues of creditors other than micro enterprises and small enterprises	323.18	185.79
(c) Other Current Liabilities	277.90	332.09
(d) Short Term Provisions	17.73	38.04
Total	12,650.61	15,036.91
II. ASSETS		
1 Non-Current Assets		
(a) Property, Plant & Equipment and Intangible Assets		
(i) Tangible Assets	1,719.37	1,642.40
(ii) Intangible assets	799.36	886.78
(iii) Intangible assets under Development	322.85	184.83
(iv) Capital Work-In-Progress	6.76	6.76
(v) Goodwill on Consolidation	1,174.44	1,174.44
(b) Non-Current Investments	434.66	664.64
(c) Deferred Tax Assets (Net)	3.10	3.79
(d) Long-Term Loans And Advances	2,175.36	2,687.76
(e) Other Non-Current Assets	97.28	98.66
2 Current Assets		
(a) Trade Receivables	744.31	808.95
(b) Cash and Cash Equivalents	59.21	59.66
(c) Short-Term Loans And Advances	4,758.62	6,420.61
(d) Other Current Assets	355.29	397.63
Total	12,650.61	15,036.91

For and on behalf of the Board of Directors
Tridhya Tech Limited



Ramesh Arjanbhai Marand

Ramesh Arjanbhai Marand
(Managing Director)
DIN: 07235447

Place : Ahmedabad
Date : November 14, 2025

Tridhya Tech Limited

Registered Office:-401, One World West, Near Ambli T-Junction 200' S. P. Ring Road, Bopal, Ahmedabad - 380058, Gujarat
CIN: L72900GJ2018PLC100733

Consolidated Statement of Unaudited Financial Result for the Year Ended on 30th September, 2025

(₹ in Lakhs Except for EPS)

Sr No.	Particulars	For the half-year ended		For the year ended	
		30.09.2025 (Un-Audited)	31.03.2025 (Audited)	30.09.2024 (Un-Audited)	31.03.2025 (Audited)
1	Revenue from Operations	1,348.63	1,394.14	2,182.94	3,577.07
2	Other Income	388.81	455.61	216.21	671.82
3	Total Revenue(1+2)	1,737.44	1,849.75	2,399.15	4,248.90
4	Expenses				
	(a) Purchases & Operating Expenses	453.66	537.11	714.20	1,251.31
	(b) Changes in Inventories of Stock in Trade	-	-	-	-
	(c) Employee Benefit Expenses	671.91	889.97	1,036.46	1,926.42
	(d) Finance Cost	386.07	488.01	128.84	616.86
	(e) Depreciation and Amortization Expenses	171.78	185.18	137.75	322.93
	(f) Other Expenses	269.42	161.26	341.44	502.70
	Total Expenses	1,952.84	2,261.53	2,358.68	4,620.21
5	Profit / (Loss) before Exceptional and Extra ordinary items and Tax (3-4)	-215.40	-411.78	40.47	-371.32
6	Exceptional Items	-	-	-	-
7	Profit / (Loss) before Extra ordinary items and Tax (5-6)	-215.40	-411.78	40.47	-371.32
8	Extra ordinary items	-	-	-	-
9	Net Profit / (Loss) from Ordinary Activities before Tax(7-8)	-215.40	-411.78	40.47	-371.32
10	Tax Expense				
	(a) Current Tax	-	-31.00	34.01	3.01
	(b) Deferred Tax	0.69	10.64	-14.55	-3.92
	(c) Short provision of income tax of earlier years	-	-	-	-
11	Profit/(Loss) For the Period/Year before minority interest (9-10)	-216.09	-391.42	21.01	-370.41
12	Share of Profit/(Loss) of Associates	-	-	-	-
13	Profit/(Loss) of Minority Interest	-1.86	-22.45	-	-18.77
14	Profit/(Loss) For the Period /Year (11-12-13)	-214.22	-368.97	21.01	-351.64
15	Paid up Equity Share Capital (F. V)	2,328.80	2,328.80	2,328.80	2,328.80
16	Earnings per Share				
	Basic & Diluted Earnings Per Share	-0.09	-0.16	0.01	-0.15

Notes:-

1. The financial results have been reviewed and recommended by Audit Committee and thereafter approved by the Board of Directors in its meeting held on 14th November, 2025. The above results have been audited by the Statutory Auditors of the Company.

2. The financial results of "Tridhya Tech GMBH" have not been included in the consolidated audited financial statements for the period ended 30th September, 2025 due to the non-availability of the associate's financial information. The management is in the process of obtaining the necessary financial data and will incorporate it in the subsequent reporting period. This exclusion does not materially affect the overall financial position and performance of the group as presented in these statements. Currently, the company is planning to disinvestment in Tridhya Tech GMBH.

3. During the current half year, the Company has incorporated a wholly owned subsidiary in the United Kingdom, namely Tridhya Tech UK Limited. Figures for the previous period/half year has been re-grouped and re-arranged wherever necessary, to confirm with the figures for the current year/half year.

5. The entire operation of the Company relate to only one segment viz. Business of providing IT related and IT enable services.

For and on behalf of the Board of Directors
Tridhya Tech Limited



Ramesh Arjanbhai Marand
(Managing Director)
DIN: 07235447

Place : Ahmedabad
Date : November 14, 2025

Tridhya Tech Limited
CIN: L72900GJ2018PLC100733

Consolidated Unaudited Cashflow Statement for the half year ended 30th September, 2025

(₹ in Lakhs)

S.N.	Particulars	For the half year ended		For the year ended on	
		September 30, 2025		31st March, 2025	
A	Cash Flow from the Operating Activities				
	Net Profit Before Tax		-215.40		-377.04
Add	Depreciation and amortisation	171.78		322.93	
Add	Finance Costs	386.07		616.86	
Add	Profit/(Loss) on sale of fixed assets	-		-35.89	
Add	Provision for Gratuity	12.90		28.14	
Add	Provision for Expenses	2.73		31.60	
Less:	Gain on Translation of Foreign Exchange	-2.03		-17.28	
Add	Sundry Balances Written off/ (Written back)	20.19		-1.74	
Less:	Discount Received	-		-0.30	
Add:	Loss on Sale of Investment	63.70		51.47	
Less:	Interest Income	-341.07		-518.29	
Add:	Other Non Cash Adjustment	17.10			
		331.37	331.37	477.50	477.50
	Operating Profit before Working Capital Changes		115.97		100.46
	Changes in Working Capital				
	Increase / (Decrease) in Long Term Provisions	1.49		-30.28	
	Increase / (Decrease) in Trade Payables	160.80		143.99	
	Increase / (Decrease) in Other Current Liabilities	-56.92		0.47	
	Increase / (Decrease) in Other Long Term Liabilities	14.79		-12.00	
	Increase / (Decrease) in Short Term Borrowings	-1,822.48		7,050.96	
	Increase / (Decrease) in Short Term Provisions	-13.28		-61.54	
	Increase / (Decrease) in Other Non-Current Assets	1.38		12.79	
	(Increase) / Decrease in Trade Receivables	46.48		616.07	
	(Increase) / Decrease in Short Term Loans & Advances	1,878.44		-5,579.46	
	(Increase) / Decrease in Other Current Assets	-36.79		-179.74	
		173.91	173.91	1,961.26	1,961.26
	Cash Generated from Operations				
	Less - Net Tax Paid		-79.14		-3.01
	Net Cash Flow Generated from / (Used in) Operating Activities (A)		369.01		2,058.71
B	Cash Flow from Investing Activities				
	Inflows				
	Interest Income Received on Others				518.29
	Outflows				
	Purchase/ Sale of Property, Plant & Equipment and Intangible Assets		-299.35		-534.48
	Goodwill on Consolidation		-		-
	Sale of Current Investments		166.28		3.47
			-133.07		-12.73
	Net Cash Flow Generated from / (Used in) Investing Activities (B)				
C	Cash Flow from Financing Activities				
	Proceeds from Equity Share Capital issued				-
	Decrease in Borrowings		-646.71		-874.85
	Loans and Advance to Other companies		637.01		-639.99
	Finance Cost of Interest: & Other		-226.70		-616.86
			-236.39		-2,131.69
	Net Cash Flow Generated from / (Used in) Financing Activities (C)				
	Net (Decrease) / Increase in Cash & Cash Equivalents		-0.45		-85.72
	Cash & Cash Equivalents (Opening Balance)		59.66		145.39
	Cash & Cash Equivalents (Closing Balance)		59.21		59.66

For and on behalf of the Board of Directors
Tridhya Tech Limited



Ramesh Arjanbhai Marand

Ramesh Arjanbhai Marand
(Managing Director)
DIN: 07235447


Place : Ahmedabad
Date : November 14, 2025

Independent Auditor's Review Report On Consolidated Unaudited Half Yearly And Year To Date Financial Results Of The Company Pursuant To The Regulation 33 Of The SEBI (Listing Obligations And Disclosure Requirements) Regulations, 2015, As Amended

To,
The Board of Directors,
Tridhya Tech Limited

1. We have reviewed the accompanying statement of unaudited consolidated financial results of **Tridhya Tech Limited** (the "Company") and its associates (the Holding Company and its subsidiary and associate together referred to as "the Group") which comprises the Consolidated Balance Sheet as at September 30, 2025, Consolidated Statement of Profit and Loss and Consolidated statement of cash flows, for the half ended September 30, 2025 and year to date from April 01, 2025 to September 30, 2025 (the "Statement") attached herewith, being submitted by the Company pursuant to the requirements of Regulation 33 of the SEBI (Listing Obligations and Disclosure Requirements) Regulations, 2015, as amended (the "Listing Regulations").
2. This Statement which is the responsibility of the Company's Management and has been approved by the Board of Directors, has been prepared in accordance with the recognition and measurement principles laid down in Accounting Standards (AS) 25 on 'Interim Financial Reporting', prescribed under Section 133 of the Companies Act, 2013 read with relevant rules issued there under and other accounting principles generally accepted in India. Our responsibility is to express a conclusion on these financial statements and issue a report based on our review.
3. We conducted our review in accordance with the Standard on Review Engagement (SRE) 2410 "Review of Interim Financial Information performed by the Independent Auditors of the Entity", issued by the Institute of Chartered Accountants of India. A review of Interim Financial Information consists of making inquiries, primarily of persons responsible for financial and accounting matters, and applying analytical and other review procedures. A review is substantially less in scope than an Audit conducted in accordance with Standards on Auditing and consequently does not enable us to obtain assurance that we would become aware of all significant matters that might be identified in an Audit. Accordingly, we do not express an audit opinion.

We also performed procedures in accordance with the circular issued by SEBI under Regulation 33(8) of The SEBI (Listing Obligation and Disclosures Requirements) Regulations, 2015, as amended, to the extent applicable.



4. The Statement includes the result of the following Subsidiary & Associate entities:

Subsidiary Entities: -

1. Concentric IT Services Private Limited
2. Basilroot Technologies Private Limited
3. Vevity Software Private Limited
4. Tableflow Tech Private Limited
5. Codup Technologies Private Limited
6. Tidhya Tech UK Limited


Associate Entities: -


1. Tridhya Tech GMBH

5. Based on our review conducted as above, nothing has come to our attention that causes us to believe that the accompanying Statement, prepared in accordance with the recognition and measurement principles laid down in the aforesaid Accounting Standards (AS) specified under Section 133 of the Companies Act, 2013 as amended, read with relevant rules issued there under and other accounting principles generally accepted in India, has not disclosed the information required to be disclosed in terms of Regulation 33 of the SEBI (Listing Obligations and Disclosure Requirements) Regulations, 2015, as amended, including the manner in which it is to be disclosed, or that it contains any material misstatement.
6. Emphasis of Matter – No Such thing requires to be mentioned hence our conclusion is not modified in respect of this matter.

Our conclusion on the statement is not modified in respect of the above matters.

For MAAK & Associates
Chartered Accountants
(Firm's Registration No. – 135024W)


Marmik Shah
(Partner)
(M. No. 133926)



Place: Ahmedabad
Date: November 14, 2025

UDIN: -25133926BMJHNJ9669