



Dated: 25th May, 2026

To,
Listing Department
National Stock Exchange of India
Exchange Plaza, Bandra-Kurla Complex,
Bandra (E), Mumbai -400051

Symbol- TOUCHWOOD	ISIN- INE486Y01013	Series- EQ
-------------------	--------------------	------------

Sub:- Outcome of Board Meeting

Ref: Regulation 30 (read with Part A of Schedule III) and Regulation 33 of the SEBI (Listing Obligations and Disclosure Requirements) Regulations, 2015 ("Listing Regulations")

Dear Sir/Ma'am,

Pursuant to Regulation 30 (read with Part A of Schedule III) and Regulation 33 of the SEBI (Listing Obligations and Disclosure Requirements) Regulations 2015, we are pleased to inform you that the Board of Directors of the Company, at its meeting held today i.e. the 25th of May, 2026, which commenced at 03:30 P.M. and concluded at 04:45 P.M. considered and approved, inter alia, the following items of business:

- Audited financial results, both standalone and consolidated, for the quarter and financial year ended the 31st March, 2026. Pursuant to the Listing Regulations, we enclose as Annexure A the following:**
 - Audited financial results, both standalone and consolidated, for the quarter and financial year ended the 31st March, 2026 ("Financial Results");
 - Auditors' Report issued on the Financial Results; and
 - Declaration pursuant to Regulation 33(3)(d) of the Listing Regulations, regarding unmodified opinion of the Statutory Auditors on the Financial Results.

2. Re-appointment of Internal Auditors:

Re-appointment of M/s. AAVN & Associates, Chartered Accountants as the Internal Auditors of the Company for the Financial Year 2026-2027.

3. Re-appointment of Tax Auditor:

Re-appointment of M/s Agarwal Sudesh & Associates, Chartered Accountants having Firm Registration Number: 019504N as the Tax Auditors of the Company for the Financial Year 2026-2027.

Further, the details as required Regulation 30 of SEBI Listing Regulations read with SEBI Master Circular HO/49/14/14(7)2025-CFD-POD2/1/3762/2026 dated January 30, 2026 is enclosed as **Annexure B**.

TOUCHWOOD ENTERTAINMENT LIMITED

CIN: L92199DL1997PLC088865 | ISO 9001 :2015 | UAM No. DL10F0009354

Reg. Office : Sec-B, Pkt-1, Space 301 and 302, LSC-7 Community Centre, Vasant Kunj New Delhi -110070

Corporate Office : Thapar Farm-1, Opp. Shanti Kunj Main, Sector D-3 Church Mall Road, Vasant Kunj, New Delhi - 110070

Contact: +91-9810108253 ; Website: www.touchwood.in E-mail: cs@touchwood.in



4. Rescission of Proposed Acquisition of 51% Equity Shares of Vanam Wellness & Celebration Private Limited

In reference to the communication dated November 13, 2025, whereby the proposed acquisition of 51% equity shares of Vanam Wellness & Celebration Private Limited, engaged in the business of hotels, motels, inns, resorts and short-term lodging facilities including accommodation in houseboats, was intimated to the Stock Exchanges pursuant to Regulation 30 of the SEBI (Listing Obligations and Disclosure Requirements) Regulations, 2015.

In this regard and after detailed deliberations and review of the proposed acquisition/transaction, Board has decided not to proceed with the proposed acquisition of 51% equity shares of Vanam Wellness & Celebration Private Limited. The Board decided to discontinue the proposed transaction due to commercial considerations, strategic business assessment and post-evaluation of the proposed acquisition opportunity. Consequently, The Proposal has been rescinded and shall be treated as having no further effect.

In compliance with regulation 46(2) of the SEBI (Listing Obligations and Disclosure Requirements) Regulations, 2015, the above information will be made available on the Company's www.touchwood.in

You are requested to take note of the same.

Thanking you,
Yours faithfully,

For Touchwood Entertainment Limited

Rishabh Mishra
Company Secretary & Compliance Officer
M. No. A80568



Date: 25.05.2026
Place: New Delhi

Encl: As Above

TOUCHWOOD ENTERTAINMENT LIMITED

CIN: L92199DL1997PLC088865 | ISO 9001 :2015 | UAM No. DL10F0009354

Reg. Office : Sec-B, Pkt-1, Space 301 and 302, LSC-7 Community Centre, Vasant Kunj New Delhi -110070
Corporate Office : Thapar Farm-1, Opp. Shanti Kunj Main, Sector D-3 Church Mall Road, Vasant Kunj, New Delhi - 110070
Contact: +91-9810108253 ; Website: www.touchwood.in E-mail: cs@touchwood.in



Independent Auditor's Report on the Quarterly and Year to Date Audited Standalone Financial Results of the Company Pursuant to the Regulation 33 of the SEBI (Listing Obligations and Disclosure Requirements) Regulations, 2015, as amended

To
The Board of Directors of
Touchwood Entertainment Limited

Report on the audit of the Standalone Financial Results Opinion

We have audited the accompanying statement of quarterly and year ended standalone financial results of Touchwood Entertainment Limited (the "Company") for the quarter and year ended March 31st, 2026 ("Statement") attached herewith, being submitted by the Company pursuant to the requirement of Regulation 33 of the SEBI (Listing Obligations and Disclosure Requirements) Regulations, 2015, as amended (the "Listing Regulations").

In our opinion and to the best of our information and according to the explanations given to us, the Statement:

- i. is presented in accordance with the requirements of the Listing Regulations in this regard; and
- ii. Gives a true and fair view in conformity with Indian accounting standard 34 Interim Financial reporting, "IND AS 34" prescribed under Section 133 of the Companies Act 2013 read with relevant rules read thereafter and other accounting principles generally accepted in India of the net profit and other comprehensive profit and other financial information of the Company for the quarter and for the year ended March 31, 2026.

Basis for Opinion

We conducted our audit in accordance with the Standards on Auditing (SAs) specified under Section 143(10) of the Companies Act, 2013, as amended ("the Act"). Our responsibilities under those Standards are further described in the "Auditor's Responsibilities for the Audit of the Standalone Financial Results" section of our report. We are independent of the Company in accordance with the Code of Ethics issued by the Institute of Chartered Accountants of India together with the ethical requirements that are relevant to our audit of the financial statements under the provisions of the Act and the Rules thereunder and we have fulfilled our other ethical responsibilities in accordance with these requirements and the Code of Ethics. We believe that the audit evidence obtained by us is sufficient and appropriate to provide a basis for our opinion.

Emphasis of Matter

We draw your attention to:

- (i) *During the year under review at the company's corporate office, the income tax department conducted a Search & seizure operation from 28th Jan 2026 to 31st Jan 2026. The company fully co operated with the Income tax department officials in providing requisite details and documents. The company is yet to receive any order about any unforeseen liability and/or tax demand, in this matter which is still under investigation. During the search, The income tax officials seized an amount of Rs. 21 lacs in cash which were although appearing in the books of accounts.*
- (ii) *During the year under review the company has written off a balance under Sundry Debtor of Rs. 99.20 lacs, which was outstanding for more than 5 years. This has significantly affected the profit of company for the Mar' 2026 qtr and the year as a whole.*



Management's Responsibilities for the Standalone Financial Results

The Statement has been prepared on the basis of the standalone annual financial statements. The Board of Directors of the Company are responsible for the preparation and presentation of the Statement that gives a true and fair view of the net profit and other comprehensive profit of the Company and other financial information in accordance with the applicable accounting standards prescribed under Section 133 of the Act read with relevant rules issued thereunder and other accounting principles generally accepted in India and in compliance with Regulation 33 of the Listing Regulations. This responsibility also includes maintenance of adequate accounting records in accordance with the provisions of the Act for safeguarding of the assets of the Company and for preventing and detecting frauds and other irregularities; selection and application of appropriate accounting policies; making judgments and estimates that are reasonable and prudent; and the design, implementation and maintenance of adequate internal financial controls that were operating effectively for ensuring the accuracy and completeness of the accounting records relevant to the preparation and presentation of the Statement that give a true and fair view and are free from material misstatement, whether due to fraud or error.

In preparing the Statement, the Board of Directors are responsible for assessing the Company's ability to continue as a going concern, disclosing as applicable, matters related to going concern and using the going concern basis of accounting unless the Board of Directors either intends to liquidate the Company or to cease operations or has no realistic alternative but to do so.

The Board of Directors are also responsible for overseeing the Company's financial reporting process.

Auditor's Responsibilities for the Audit of the Standalone Financial Results

Our objectives are to obtain reasonable assurance about whether the Statement as a whole is free from material misstatement whether due to fraud or error and to issue an auditor's report that includes our opinion. Reasonable assurance is a high level of assurance but is not a guarantee that an audit conducted in accordance with SAs will always detect a material misstatement when it exists. Misstatements can arise from fraud or error and are considered material if individually or in the aggregate they could reasonably be expected to influence the economic decisions of users taken on the basis of the Statement.

As part of an audit in accordance with SAs, we exercise professional judgment and maintain professional skepticism throughout the audit. We also:

- Identify and assess the risks of material misstatement of the Statement whether due to fraud or error, design and perform audit procedures responsive to those risks and obtain audit evidence that is sufficient and appropriate to provide a basis for our opinion. The risk of not detecting a material misstatement resulting from fraud is higher than for one resulting from error as fraud may involve collusion, forgery, intentional omissions, misrepresentations, or the override of internal control.
- Obtain an understanding of internal control relevant to the audit in order to design audit procedures that are appropriate in the circumstances. Under Section 143(3)(i) of the Act, we are also responsible for expressing our opinion on whether the Company has adequate internal financial controls with reference to financial statements in place and the operating effectiveness of such controls.
- Evaluate the appropriateness of accounting policies used and the reasonableness of accounting estimates and related disclosures made by the Board of Directors.
- Conclude on the appropriateness of the Board of Directors' use of the going concern basis of accounting and based on the audit evidence obtained, whether a material uncertainty exists related to events or conditions that may cast significant doubt on the Company's ability to continue as a going concern. If we conclude that a material uncertainty exists, we are required to draw attention in our auditor's report to the related disclosures in the financial results or if such disclosures are inadequate, to modify our opinion. Our conclusions are based on the audit evidence obtained up to



the date of our auditor's report. However, future events or conditions may cause the Company to cease to continue as a going concern.

- Evaluate the overall presentation, structure and content of the Statement, including the disclosures, and whether the Statement represents the underlying transactions and events in a manner that achieves fair presentation.
- Obtain sufficient appropriate audit evidence regarding the Standalone Financial Results of the Company to express an opinion on the Standalone Financial Results.

We communicate with those charged with governance regarding, among other matters, the planned scope and timing of the audit and significant audit findings including any significant deficiencies in internal control that we identify during our audit.


We also provide those charged with governance with a statement that we have complied with relevant ethical requirements regarding independence and to communicate with them all relationships and other matters that may reasonably be thought to bear on our independence and where applicable, related safeguards.

Other Matter

The Statement includes the results for the quarter ended March 31st 2026 being the balancing figure between audited figures in respect of the full financial year and the published year to date figures up to the third quarter of the current financial year which were subject to limited review by us, as required under the Listing Regulations. Our opinion on the Statement is not modified in respect of this matter.

Our opinion on the Statement is not modified in respect of this matter.

For VSD & ASSOCIATES
Chartered Accountants
Firm's Registration Number: 008726N


(Sanjay Sharma)
F.C.A., Partner
Membership number: 087382
UDIN: 26087382ZASXMS5197



Date : 25th May 2026
Place : New Delhi

S.No.	Particulars	For the Quarter Ended			For the Year Ended	
		31st March 2026 (Audited) Note-5	31st December 2025 (Unaudited)	31st March 2025 (Audited)	31st March' 2026 (Audited)	31st March' 2025 (Audited)
1	Revenue from Operations	2,794.41	2,410.17	2,493.58	7,458.00	6,885.42
2	Other Income	8.40	16.18	28.40	53.72	38.83
3	Total Income (1+2)	2,802.81	2,426.34	2,521.98	7,511.73	6,924.25
4	Expenses:					
	Employees Benefits Expenses	105.40	105.12	88.67	402.87	332.06
	Purchase of Stock in trade	-	-	-	-	299.90
	Financial Costs	9.10	11.77	3.75	35.88	18.05
	Depreciation & Amortization Expense	29.59	29.52	16.87	102.91	67.08
	Other Expenses	2,545.79	2,044.14	2,223.29	6,393.31	5,484.91
	Total Expenses	2,689.88	2,190.55	2,332.58	6,934.96	6,202.01
5	Profit before exceptional and tax (3-4)	112.93	235.79	189.41	576.77	722.24
6	Exceptional Items -	-	-	-	-	-
7	Profit before tax (5-6)	112.93	235.79	189.41	576.77	722.24
8	Tax Expenses:					
	(1) Current Tax	36.39	52.68	50.29	146.54	184.36
	(2) Past Period Tax	(1.00)	0.62	-	(1.56)	-
	(3) Deferred Tax	7.23	-	(0.86)	7.23	(0.86)
9	Profit(Loss) for After Tax (7-8)	70.31	182.49	139.98	424.56	538.74
10	Other Comprehensive Income (OCI)					
A	(i) Item that will not be reclassified to Profit & Loss	2.40	-	1.45	2.40	1.45
	(ii) Income tax relating to items that will not reclassified to Profit & Loss	-	-	-	-	-
B	(i) Item that will be reclassified to Profit & Loss	-	-	-	-	-
	(ii) Income tax relating to items that will be reclassified to Profit & Loss	-	-	-	-	-
11	Total Comprehensive Income for the Periods/Year (9+10)	72.70	182.49	141.43	426.95	540.19
12	Paid Up Equity Capital (Face Value of Rs. 10)	1,108.12	1,108.12	1,108.12	1,108.12	1,108.12
13	Other Equity	-	-	-	3,438.01	3,011.06
14	Earning per share					
	(1) Basic EPS (in Rs.)	0.66	1.65	1.28	3.85	4.87
	(2) Diluted EPS (in Rs.)	0.66	1.65	1.28	3.85	4.87

Notes:

- The Audited standalone financial results ("the Statement") for the quarter & year ended 31st March 2026 have been reviewed by the Audit Committee and approved by the Board of Directors at their meeting held on 25th May 2026. The same along with the report of the Statutory auditor has been filed with the National Stock Exchange (NSE) and also available on the Company's website at www.touchwood.in.
- The Company has evaluated its operating segments in accordance with Ind AS 108. The company has multiple operating segment namely viz. event management services, trading and construction services. During this quarter & current financial year under review, the company has operated in only one segment i.e. Event management services. The company did not do any business in other segment of trading activities & construction services.
- The Audited Standalone Financial Results are prepared in accordance with the Indian Accounting Standards (Ind-AS) as prescribed under section 133 of the Companies Act, 2013 read with Rule 3 of the Companies (Indian Accounting Standards) Rules 2015 and Companies (Indian Accounting Standards) Amendment rules, 2016.
- Figures have been regrouped and rearranged wherever considered necessary in order to make them comparable with those of the current period.
- The figures for the last quarter are the balancing figures between the audited figures in respect of the full financial year up to March 31, 2026 and unaudited published year to date figures up to December 31, 2025, being the date to the third quarter of the financial year which were subject to limited review.
- During the Quarter and Year under review the company has written off an amount of Rs.99.20 lacs as bad debts which was outstanding for more than 5 years and which has resulted in lower net profits for the period/year under review.
- The Board of Directors at its Meeting held on 25th May, 2026 did not recommend any dividend.

Place: New Delhi
Date: 25th May 2026



For and on Behalf of the Board of Directors
Touchwood Entertainment Limited


Manjit Singh
(Managing Director & CFO)
DIN.00996149



Segmentwise Revenue, Results, Assets and Liabilities


Amount in INR lakhs

S. No.	Particulars	Standalone Results				
		For the Quarter Ended		For the Year Ended		
		31st March 2026 (Audited) Note-5	31st December 2025 (Unaudited)	31st March 2025 (Audited)	31st March' 2026 (Audited)	31st March' 2025 (Audited)
1	Segment Revenue from Operations					
a.	- Event Management Services	2,794.41	2,410.17	2,493.58	7,458.00	4,836.05
b.	- Trading	-	-	-	-	305.26
c.	- Construction Services	-	-	-	-	1,744.11
	Total	2,794.41	2,410.17	2,493.58	7,458.00	6,885.42
	Inter segmental revenue from operations	-	-	-	-	-
	Revenue from Operations	2,794.41	2,410.17	2,493.58	7,458.00	6,885.42
2	Segment Results (Profit/(Loss) before Tax & Finance Cost)					
a.	- Event Management Services	122.03	247.56	189.41	612.65	513.27
b.	- Trading	-	-	-	-	5.36
c.	- Construction Services	-	-	-	-	203.61
	Total	122.03	247.56	189.41	612.65	722.24
	Less: Finance Cost	(9.10)	(11.77)	(3.75)	(35.88)	(18.05)
	Other unallocable expenditure (net of income)	-	-	-	-	-
	Total Profit before Tax	112.93	235.79	185.66	576.77	704.19
3	Segment Assets					
a.	- Event Management Services	5,810.54	7,320.51	4,948.30	5,810.54	4,948.30
b.	- Trading	-	-	39.95	-	39.95
c.	- Construction Services	-	-	-	-	-
d.	- Unallocated	-	-	-	-	-
	Total Assets	5,810.54	7,320.51	4,988.26	5,810.54	4,988.26
4	Segment Liabilities					
a.	- Event Management Services	5,810.54	7,320.51	4,443.45	5,810.54	4,443.45
b.	- Trading	-	-	33.63	-	33.63
c.	- Construction Services	-	-	1.17	-	1.17
d.	- Unallocated	-	-	510.00	-	510.00
	Total Liabilities	5,810.54	7,320.51	4,988.26	5,810.54	4,988.26



Other Disclosures - Standalone

S. No.	Particulars	Standalone Results				
		For the Quarter Ended			For the Year Ended	
		31st March 2026 (Audited) Note-5	31st December 2025 (Unaudited)	31st March 2025 (Audited)	31st March' 2026 (Audited)	31st March' 2025 (Audited)
(a)	Net worth (Rs. Lakhs)	4,548.13	4,473.43	4,119.18	4,546.13	4,119.18
Ratios :-						
(a)	Debt equity ratio (in times) (Long Term Debt/Shareholders Equity)	0.06	0.06	0.03	0.06	0.03
(b)	Debt service coverage ratio (not annualised except for year end March) [EBITDA and exceptional item / (Interest Expenses + Principal Repayments)]	0.42	0.71	1.51	1.64	5.25
(c)	Interest service coverage ratio (in times) (not annualised except for year end March) [(EBITDA and exceptional item) / (Interest Expenses)]	16.67	23.54	56.01	19.94	44.72
(d)	Current ratio (in times) (Current assets / Current liabilities)	4.72	2.33	5.78	4.72	5.78
(e)	Long term debt to working capital (in times) [Long term debt / working capital]	0.08	0.08	0.03	0.08	0.03
(f)	Bad debts to account receivable ratio (in%) (not annualised except for year end March) [Bad debts / Average Trade Receivables]	NA	NA	NA	NA	NA
(g)	Current liability ratio (in%) [Current liabilities / Total liabilities]	15.73%	33.84%	13.48%	15.73%	13.48%
(h)	Total debts to total assets ratio (in%) [Total debts / Total assets]	6.08%	5.14%	2.72%	6.08%	2.72%
(i)	Debtors turnover (in times) (annualised) [Net Credit Sales / Average trade receivables]	1.91	2.67	3.30	5.09	9.12
(j)	Inventory turnover (in times) (annualised) [Cost of sales / Average inventory]	NA	NA	NA	NA	NA
(k)	Operating margin (in%) [(EBIT (Excl Other income and exceptional item) / Revenue from Operations)]	4.07%	9.60%	6.61%	7.49%	10.19%
(l)	Net profit margin (in%) [Profit after tax / Total income]	2.51%	7.52%	5.55%	5.65%	7.78%



TOUCHWOOD ENTERTAINMENT LIMITED

CIN:L92199DL1997PLC088865

Regd Off : Sec-B, Pkt-1, Space No-301 & 302 LSC-7, Community Centre, Vasant Kunj Sector B New Delhi - 110070
Standalone Statement of Audited Assets & Liabilities as at 31st March 2026

Amount in INR lakhs

S. No.	Particulars	As at 31st March 2026	As at 31st March 2025
		(Audited)	(Audited)
[A]	ASSETS - NON CURRENT ASSETS		
(a)	Property, Plant and Equipment	1,025.32	670.30
(b)	Intangible Assets	-	-
(c)	Intangible Assets Under Developments	-	-
(d)	Financial Assets		
(i)	Investments	252.00	252.00
(ii)	Loans	191.79	158.29
(iii)	Other Financial Assets (Non-Current)	11.47	-
(e)	Deferred Tax Assets [Net]	14.73	21.96
		1,495.31	1,102.55
[B]	CURRENT ASSETS		
(a)	Financial Assets		
(i)	Trade Receivables	1,463.82	754.59
(ii)	Investments	236.45	11.83
(iii)	Cash and Cash Equivalents	1,623.05	1,626.81
(iv)	Bank Balances other than (ii) above	-	511.59
(b)	Other Current Assets	991.92	980.88
		4,315.24	3,885.71
	TOTAL ASSETS	5,810.54	4,988.26
[A]	EQUITY AND LIABILITIES EQUITY		
(a)	Equity Share Capital	1,108.12	1,108.12
(b)	Other Equity	3,438.01	3,011.06
	TOTAL EQUITY	4,546.13	4,119.18
[B]	LIABILITIES		
[1]	NON-CURRENT LIABILITIES		
(a)	Financial Liabilities		
(i)	Borrowings	260.75	104.31
(b)	Provisions	89.40	92.53
		350.15	196.84
[2]	CURRENT LIABILITIES		
(a)	Financial Liabilities		
(i)	Borrowings	92.74	31.44
(ii)	Trade Payables		
	- Total Outstanding due from MSME	107.67	55.52
	- Total Outstanding due other than MSME	255.06	89.07
(iii)	Other Financial Liabilities	48.56	21.06
(b)	Other Current Liabilities	252.93	279.13
(c)	Provisions	157.30	196.02
		914.26	672.24
	TOTAL EQUITY AND LIABILITIES	5,810.54	4,988.26

For and on Behalf of the Board of Directors
Touchwood Entertainment Limited

Manjit Singh
(Managing Director & CFO)
DIN:00996149

Place: New Delhi
Date: 25th May 2026

TOUCHWOOD ENTERTAINMENT LIMITED

CIN:L92199DL1997PLC088865

Regd Off : Sec-B, Pkt-1, Space No-301 & 302 LSC-7, Community Centre, Vasant Kunj Sector B New Delhi - 110070
Standalone Statement of Audited Cash Flow Statement for the year ended 31st March, 2026

Amount in INR lakhs

Particulars	Year Ended 31.03.2026	Year Ended 31.03.2025
	Audited	Audited
Cash flow from Operating Activities		
Total Comprehensive Income After Tax	426.95	540.19
Adjustments for : -		
Tax Including Deferred Tax	152.21	183.50
Depreciation & Amortisation Exp.	102.91	67.08
Interest Received	(53.59)	(38.53)
Dividend Received	(0.07)	(0.06)
Finance Cost	35.88	18.05
Operating Profit before working capital changes	664.28	770.24
Changes in Working Capital		
Derease/(Increase) in Trade Receivable	(709.23)	(12.79)
Derease/(Increase) in Other Bank Balance	511.59	20.81
Derease/(Increase) in Other Current Assets	(11.04)	(780.10)
Derease/(Increase) in Loan & Advances	(33.50)	(11.50)
Derease/(Increase) in Other Financial Assets (Non-Current)	(11.47)	-
Increase/(Decrease) in Employee Benefit (Non Current)	(3.13)	11.00
Increase/(Decrease) in Employee Benefit (Current)	(0.90)	0.98
Increase/(Decrease) in Trade Payable	218.13	50.86
Increase/(Decrease) in Other Financial Liability	27.50	4.50
Increase/(Decrease) in Other Current Liability	(26.20)	79.38
Net Cash Flow from Operation	626.04	133.38
Less : Income Tax paid	182.80	123.16
Net Cash Flow from Operating Activities (A)	443.25	10.22
Cash flow from investing Activities		
Purchase of Property, Plant & Equipment	(476.23)	(336.48)
Investment in Listed Shares & Funds	(224.61)	(11.83)
Sale of Fixed Assets	18.31	-
Interest received	53.59	38.53
Dividend received	0.07	0.06
Net Cash Flow from Investing Activities (B)	(628.87)	(309.73)
Cash Flow From Financing Activities		
Proceeds from issue of share capital including securities premium	-	-
Increase/(Decrease) in Borrowing Non Current	156.44	(27.96)
Increase/(Decrease) in Borrowing Current	61.30	(8.34)
Interest Paid	(35.88)	(18.05)
Dividend Paid	-	(44.32)
Net Cash Flow from Financing Activities (C)	181.86	(98.68)
Net (Decrease)/ Increase in Cash & Cash Equivalents (A+B+C)	(3.76)	(398.18)
Opening Cash & Cash Equivalents	1,626.81	2,024.99
Cash and cash equivalents at the end of the period	1,623.05	1,626.81
Cash And Cash Equivalents Comprise :		
Cash	7.35	33.01
Bank Balance : -	1,615.69	1,593.80
Current Account		
Total	1,623.05	1,626.81

Notes:

- (1) The above Statement of Cash Flows has been prepared under the "Indirect Method" as set out in Ind AS-7 on Statement on Cash Flows.
(2) Previous Year's figures have been regrouped, rearranged and reclassified wherever necessary to conform to the current year's classification.
(3) The above Statement of Cash Flow were reviewed by the Audit Committee and thereafter approved by the Boards of Directors at their respective meeting held on 25th May 2026.
(4) Figures in brackets indicates cash outflow.

For and on Behalf of the Board of Directors
Touchwood Entertainment Limited


Manjit Singh
(Managing Director & CFO)
DIN:00996148

Place : New Delhi
Date: 25th May 2026

Touchwood Entertainment Limited
for the Half Year Ended 31st March, 2026

Disclosure of Related Party Transactions pursuant to Regulation 23(9) of the SEBI (Listing Obligations and Disclosure Requirements) Regulations, 2015

(Amount in Rs. Lakhs)

S. No	Details of the party (listed entity/subsidiary) entering into the transaction		Details of the counterparty			Type of related party transaction	Value of the related party transaction as approved by the audit committee	Value of transaction during the reporting period	In case monies are due to either party as a result of the transaction		Additional disclosure of related party transactions - applicable only in case the related party transaction relates to loans, inter-corporate deposits, advances or investments made or given by the listed entity/subsidiary. These details need to be disclosed only once, during the reporting period when such transaction was undertaken.						
	Name	PAN	Name	PAN	Relationship of the counterparty with the listed entity or its subsidiary				Opening balance	Closing balance	In case any financial indebtedness is incurred to make or give loans, inter-corporate deposits, advances or investments			Details of the loans, inter-corporate deposits, advances or investments			Purpose for which the funds will be utilised by the ultimate recipient of funds (endusage)
											Nature of indebtedness (loan/ issuance of debt/ any other etc.)	Cost	Tenure	Nature (loan/ advance/ inter-corporate deposit/ investment)	Interest Rate (%)	Tenure	
1	Touchwood Entertainment Limited	AAACT8162F	Manjit Singh	ALSP54542E	Key Managerial Personnel	Remuneration	-	21.00	(2.65)	(1.65)							
2	Touchwood Entertainment Limited	AAACT8162F	Vijay Arora	ADAPA7314C	Key Managerial Personnel	Remuneration	-	21.00	(2.65)	(2.65)							
3	Touchwood Entertainment Limited	AAACT8162F	Jaswinder Kaur	ALBPK9290J	Key Managerial Personnel	Remuneration	-	12.00	(1.60)	(1.70)							
4	Touchwood Entertainment Limited	AAACT8162F	Priyanka Arora	AFNPA5792F	Key Managerial Personnel	Remuneration	-	12.00	(1.60)	(1.60)							
5	Touchwood Entertainment Limited	AAACT8162F	Shrey Khandelwal	BKMPK5246H	Key Managerial Personnel	Remuneration	-	12.00	(1.60)	(1.60)							
6	Touchwood Entertainment Limited	AAACT8162F	Dinesh Singla	BLVPS6089N	Key Managerial Personnel	Remuneration	-	7.54	(1.43)	-							
7	Touchwood Entertainment Limited	AAACT8162F	Ritika Vats	CBKPV2742K	Key Managerial Personnel	Remuneration	-	3.40	-	-							
8	MakeMeUp Private Limited	AAPCM3143G	Kanika Arora	AYNPK6448D	Relative of Key Managerial Personnel	Remuneration	-	6.00	(1.02)	(3.00)							
9	Touchwood Entertainment Limited	AAACT8162F	Touchwood Music Prop. Akshar Arora	EQBPA7476M	Relative of Key Managerial Personnel	Professional Services	-	16.00	30.00	-							
10	Touchwood Entertainment Limited	AAACT8162F	Jaswinder Kaur	ALBPK9290J	Key Managerial Personnel	Rent Expenses	-	3.00	-	-							

Notes:

1. Balances in brackets indicates payables balances, Positive balances are receivables.





Independent Auditor's Report on the Quarterly and Year to Date Consolidated Financial Results of the Company Pursuant to the Regulation 33 of the SEBI (Listing Obligations and Disclosure Requirements) Regulations, 2015, as amended

To
The Board of Directors of
Touchwood Entertainment Limited

Report on the audit of the Consolidated Financial Results Opinion

We have audited the accompanying statement of quarterly and year ended consolidated financial results of Touchwood Entertainment Limited ("Holding Company") and its subsidiaries (the Holding Company and its subsidiaries together referred to as "the Group") for the quarter and year ended March 31, 2026 ("Statement") attached herewith being submitted by the Holding Company pursuant to the requirement of Regulation 33 of the SEBI (Listing Obligations and Disclosure Requirements) Regulations, 2015, as amended ("Listing Regulations").

In our opinion and to the best of our information and according to the explanations given to us, the Statement

- i. includes the results of the following entities;

Holding Company:

Touchwood Entertainment Limited

Subsidiaries:

MakeMeUp Private Limited

WedAdvisor Solutions Private Limited (WOS)

- ii. are presented in accordance with the requirements of the Listing Regulations in this regard; and
- i. Gives a true and fair view in conformity with Indian accounting standard 34 Interim Financial reporting, "IND AS 34" prescribed under Section 133 of the Companies Act 2013 read with relevant rules read thereafter and other accounting principles generally accepted in India of the net profit and other comprehensive profit and other financial information of the Company for the quarter and for the year ended March 31st, 2026.

Basis for Opinion

We conducted our audit in accordance with the Standards on Auditing (SAs) as specified under Section 143(10) of the Companies Act, 2013, as amended ("the Act"). Our responsibilities under those Standards are further described in the "Auditor's Responsibilities for the Audit of the Consolidated Financial Results" section of our report. We are independent of the Group in accordance with the 'Code of Ethics' issued by the Institute of Chartered Accountants of India together with the ethical requirements that are relevant to our audit of the financial statements under the provisions of the Act and the Rules thereunder and we have fulfilled our other responsibilities in accordance with these requirements and the Code of Ethics. We believe that the audit evidence obtained by us is sufficient and appropriate to provide a basis for our opinion.



- Emphasis of Matter

We draw your attention to:

- (i) *During the year under review at the company's corporate office, the income tax department conducted a Search & seizure operation from 28th Jan 2026 to 31st Jan 2026. The company fully co operated with the Income tax department officials in providing requisite details and documents . The company is yet to receive any order about any unforeseen liability and/or tax demand , in this matter which is still under investigation. During the search , The income tax officials seized an amount of Rs. 21 lacs in cash which were although appearing in the books of accounts.*
- (ii) *During the year under review the company has written off a balance under Sundry Debtor of Rs. 99.20 lacs, which was outstanding for more than 5 years. This has significantly affected the profit of company for the Mar' 2026 qtr and the year as a whole.*

Management's Responsibilities for the Consolidated Financial Results

The Statement has been prepared on the basis of the consolidated annual financial statements. The Holding Company's Board of Directors are responsible for the preparation and presentation of the Statement that give a true and fair view of the net profit and other comprehensive profit and other financial information of the Group in accordance with the applicable accounting standards prescribed under Section 133 of the Act read with relevant rules issued thereunder and other accounting principles generally accepted in India and in compliance with Regulation 33 of the Listing Regulations. The respective Board of Directors of the companies included in the Group are responsible for maintenance of adequate accounting records in accordance with the provisions of the Act for safeguarding of the assets of the Group and for preventing and detecting frauds and other irregularities; selection and application of appropriate accounting policies; making judgments and estimates that are reasonable and prudent; and the design, implementation and maintenance of adequate internal financial controls that were operating effectively for ensuring the accuracy and completeness of the accounting records, relevant to the preparation and presentation of the Statement that give a true and fair view and are free from material misstatement, whether due to fraud or error which have been used for the purpose of preparation of the Statement by the Directors of the Holding Company, as aforesaid.

In preparing the Statement, the respective Board of Directors of the companies included in the Group are responsible for assessing the ability of the Group to continue as a going concern, disclosing as applicable, matters related to going concern and using the going concern basis of accounting unless the respective Board of Directors either intends to liquidate the Group or to cease operations or has no realistic alternative but to do so.

The respective Board of Directors of the companies included in the Group are also responsible for overseeing the financial reporting process of the Group.

Auditor's Responsibilities for the Audit of the Consolidated Financial Results

Our objectives are to obtain reasonable assurance about whether the Statement as a whole is free from material misstatement, whether due to fraud or error and to issue an auditor's report that includes our opinion. Reasonable assurance is a high level of assurance but is not a guarantee that an audit conducted in accordance with SAs will always detect a material misstatement when it exists. Misstatements can arise from fraud or error and are considered material if, individually or in the aggregate, they could reasonably be expected to influence the economic decisions of users based on the basis of the Statement.

As part of an audit in accordance with SAs, we exercise professional judgment and maintain professional skepticism throughout the audit. We also:

- Identify and assess the risks of material misstatement of the Statement whether due to



fraud or error, design and perform audit procedures responsive to those risks and obtain audit evidence that is sufficient and appropriate to provide a basis for our opinion. The risk of not detecting a material misstatement resulting from fraud is higher than for one resulting from error as fraud may involve collusion, forgery, intentional omissions, misrepresentations, or the override of internal control.

- Obtain an understanding of internal control relevant to the audit in order to design audit procedures that are appropriate in the circumstances. Under Section 143(3)(i) of the Act, we are also responsible for expressing our opinion on whether the companies incorporated in India included in the Group has adequate internal financial controls with reference to financial statements in place and the operating effectiveness of such controls.
- Evaluate the appropriateness of accounting policies used and the reasonableness of accounting estimates and related disclosures made by the Board of Directors.
- Conclude on the appropriateness of the Board of Directors' use of the going concern basis of accounting and based on the audit evidence obtained, whether a material uncertainty exists related to events or conditions that may cast significant doubt on the ability of the Group to continue as a going concern. If we conclude that a material uncertainty exists, we are required to draw attention in our auditor's report to the related disclosures in the Statement or, if such disclosures are inadequate, to modify our opinion. Our conclusions are based on the audit evidence obtained up to the date of our auditor's report. However, future events or conditions may cause the Group to cease to continue as a going concern.
- Evaluate the overall presentation, structure and content of the Statement including the disclosures and whether the Statement represent the underlying transactions and events in a manner that achieves fair presentation.
- Obtain sufficient appropriate audit evidence regarding the financial results/financial information of the entities within the Group of which we are the independent auditors to express an opinion on the Statement. We are responsible for the direction, supervision and performance of the audit of the financial information of such entities included in the Statement of which we are the independent auditors. For the other entities included in the consolidated Financial Statements, which have been audited by other auditors such other auditors remain responsible for the direction, supervision and performance of the audits carried out by them. We remain solely responsible for our audit opinion.

We communicate with those charged with governance of the Holding Company and such other entities included in the Statement of which we are the independent auditors regarding, among other matters, the planned scope and timing of the audit and significant audit findings including any significant deficiencies in internal control that we identify during our audit.

We also provide those charged with governance with a statement that we have complied with relevant ethical requirements regarding independence and to communicate with them all relationships and other matters that may reasonably be thought to bear on our independence, and where applicable, related safeguards.

We also performed procedures in accordance with the Circular No. CIR/CFD/CMD1/44/2019 dated March 29, 2019 issued by the Securities Exchange Board of India under Regulation 33 (8) of the Listing Regulations, to the extent applicable.

Other Matters

The accompanying Statement includes the audited financial results and other financial information, in respect of two subsidiaries, whose financial results / statements include total assets of Rs. 184.74 Lakhs as at March 31, 2026, total revenues of Rs. nil and Rs. nil, total net loss after tax of Rs. 6.18 Lakhs and Rs. 21.34 Lakhs, for the quarter and the year ended on that date respectively for the year ended March 31, 2026, as considered in the Statement which have been audited by their respective independent auditors.

The independent auditor's report on the financial statements and other financial information of these entities have been furnished to us by the Management and our opinion on the Statement in so far as it relates to the amounts and disclosures included in respect of these subsidiaries is based solely on the reports of such auditors.



The Statement includes the results for the quarter ended March 31, 2026 being the balancing figure between audited figures in respect of the full financial year and the published year to date figures up to the third quarter of the current financial year which were subject to limited review by us as required under the Listing Regulations. Our opinion on the Statement is not modified in respect of this matter.

For VSD & ASSOCIATES
Chartered Accountants
Firm's Registration Number: 008726N



(Sanjay Sharma)
F.C.A., Partner
Membership number: 087382
UDIN: 26087382HKLXGO4061



Date : 25th May 2026
Place : New Delhi



Touchwood Entertainment Limited

CIN:L92199DL1997PLC088865

Regd Off : Sec-B, Pkt-1, Space No-301 & 302 LSC-7, Community Centre, Vasant Kunj Sector B New Delhi - 110070
Statement of Audited Consolidated Financial Results for the Quarter & Year Ended 31st March, 2026

(Amount in INR lakhs, except per equity share data)

S.No.	Particulars	For the Quarter Ended			For the Year Ended	
		31st March 2026	31st December 2025	31st March 2025	31st March 2026	31st March 2025
		Audited (Refer Note-6)	Unaudited	Audited	Audited	Audited
1	Revenue from Operations	2,794.41	2,410.17	2,493.58	7,458.00	6,885.45
2	Other Income	8.40	16.18	28.40	53.72	38.88
3	Total Income (1+2)	2,802.81	2,426.34	2,521.98	7,511.73	6,924.33
4	Expenses:					
	Employees Benefits Expenses	109.17	108.20	90.17	414.48	342.03
	Purchase of Stock in trade	-	-	-	-	299.90
	Financial Costs	9.10	11.77	3.75	35.88	18.05
	Depreciation & Amortization Expense	31.65	31.58	19.08	111.14	75.93
	Other Expenses	2,546.15	2,044.40	2,223.73	6,394.80	5,487.78
	Total Expenses	2,696.06	2,195.95	2,336.73	6,956.31	6,223.69
5	Profit before exceptional and tax (3-4)	106.75	230.39	185.25	555.42	700.64
6	Exceptional Items -					
	Exceptional Income	-	-	-	-	-
7	Profit before tax (5-6)	106.75	230.39	185.25	555.42	700.64
8	Tax Expenses:					
	(1) Current Tax	36.39	52.68	50.29	146.54	184.36
	(2) Past Period Tax	(1.00)	0.62	-	(1.56)	-
	(3) Deferred Tax	7.23	-	(0.86)	7.23	(0.86)
9	Profit(Loss) for After Tax (7-8)	64.12	177.08	135.82	403.21	517.14
10	Other Comprehensive Income					
A	(i) Item that will not be reclassified to Profit & Loss	2.40	-	1.45	2.40	1.45
	(ii) Income tax relating to items that will not reclassified to Profit & Loss	-	-	-	-	-
B	(i) Item that will be reclassified to Profit & Loss	-	-	-	-	-
	(ii) Income tax relating to items that will be reclassified to Profit & Loss	-	-	-	-	-
11	Total Comprehensive Income for the Periods/Year (9+10)	66.52	177.08	137.27	405.61	518.59
12	(A) Net Profit for the Periods/Years Attributable to :					
	a) Equity holders of the Parent Company	64.61	177.50	136.14	404.85	518.59
	b) Non-Controlling Interest	(0.48)	(0.42)	(0.31)	(1.65)	(1.45)
	(B) Other Comprehensive Income for the Periods/Years attributable to:					
	a) Equity holders of the Parent Company	2.40	-	1.45	2.40	1.45
	b) Non-Controlling Interest	-	-	-	-	-
	(C) Total Comprehensive Income for the Periods/Years attributable to:					
	a) Equity holders of the Parent Company	67.00	177.50	137.59	407.25	520.04
	b) Non-Controlling Interest	(0.48)	(0.42)	(0.31)	(1.65)	(1.45)
13	Paid Up Equity Capital (Face Value of Rs. 10)	1,108.12	1,108.12	1,108.12	1,108.12	1,108.12
14	Other Equity				3,303.15	2,895.91
15	Earning per share					
	(1) Basic (in Rs.)	0.60	1.60	1.24	3.66	4.68
	(2) Diluted (in Rs.)	0.60	1.60	1.24	3.66	4.68



Notes:


- 1 The Audited consolidated financial results ("the Statement") for the quarter & year ended 31st March 2026 have been reviewed by the Audit Committee and approved by the Board of Directors at their meeting held on 25th May 2026. The same along with the report of the Statutory auditor has been filed with the National Stock Exchange (NSE) and also available on the Company's website at www.touchwood.in.
- 2 The Company has evaluated its operating segments in accordance with Ind AS 108 . The company has multiple operating segment namely viz. event management services , trading and construction services. During this quarter & current financial period under review, the company has operated in only one segment i.e. Event management services . The company did not do any business in other segment of trading activities & construction services .
- 3 The Audited consolidated financial results are prepared in accordance with the Indian Accounting Standards (Ind-AS) as prescribed under section 133 of the Companies Act, 2013 read with Rule 3 of the Companies (Indian Accounting Standards) Rules 2015 and Companies (Indian Accounting Standards) Amendment rules, 2016
- 4 Figures have been regrouped and rearranged wherever considered necessary in order to make them comparable with those of the current period.
- 5 The Consolidated Financial Results comprise results of the Holding Company and its subsidiaries namely, MakeMeUp Private Limited & WedAdvisor Solutions Private Limited.
- 6 The financial figures for the quarter ended 31st March 2026, are the balancing figures between the audited figures in respect of the full financial year up to March 31, 2026 and unaudited published year to date figures up to December 31, 2025, being the date to the third quarter of the financial year which were subject to limited review.
- 7 The Board of Directors at its Meeting held on 25th May, 2026 did not recommend any dividend .
- 8 During the Quarter and Year under review the company has written off an amount of Rs.99.20 lacs as bad debts which was outstanding for more than 5 years and which has resulted in lower net profits for the period/year under review.
- 9 The Standalone results of the Company are available on the Company's website www.touchwood.in. The key standalone financial information of the Company is given below:

Particulars	For the Quarter Ended			For the Year Ended	
	31st March 2026	31st December 2025	31st March 2025	31st March 2026	31st March 2025
	Audited (Refer Note-6)	Unaudited	Audited	Audited	Audited
Revenue from Operations	2,794.41	2,410.17	2,493.58	7,458.00	6,885.42
Profit before tax	112.93	235.79	189.41	576.77	722.24
Tax Expenses	42.62	53.30	49.43	152.21	183.50
Profit for the period/year	70.31	182.49	139.98	424.56	538.74
Other Comprehensive Income	2.40	-	1.45	2.40	1.45
Total Comprehensive Income for the Periods/Year	72.70	182.49	141.43	426.95	540.19



For and on Behalf of the Board of Directors
Touchwood Entertainment Limited


Manjit Singh
(Managing Director & CFO)
DIN:00996149




Place: New Dehi
Date: 25th May 2026

Segmentwise Revenue, Results, Assets and Liabilities

Amount in INR lakhs

S. No.	Particulars	Consolidated Results				
		For the Quarter Ended			For the Year Ended	
		31st March 2026	31st December 2025	31st March 2025	31st March 2026	31st March 2025
	Audited (Refer Note-6)	Unaudited	Audited	Audited	Audited	
1	Segment Revenue from Operations					
a.	- Event Management Services	2,794.41	2,410.17	2,493.58	7,458.00	4,836.08
b.	- Trading	-	-	-	-	305.26
c.	- Construction Services	-	-	-	-	1,744.11
	Total	2,794.41	2,410.17	2,493.58	7,458.00	6,885.45
	Inter segmental revenue from operations	-	-	-	-	-
	Revenue from Operations	2,794.41	2,410.17	2,493.58	7,458.00	6,885.45
2	Segment Results (Profit/(Loss) before Tax & Finance Cost)					
a.	- Event Management Services	115.84	242.16	185.25	591.30	491.67
b.	- Trading	-	-	-	-	5.36
c.	- Construction Services	-	-	-	-	203.61
	Total	115.84	242.16	185.25	591.30	700.64
	Less: Finance Cost	(9.10)	(11.77)	(3.75)	(35.88)	(18.05)
	Other unallocable expenditure (net of income)	-	-	-	-	-
	Total Profit before Tax	106.75	230.39	181.50	555.42	682.59
3	Segment Assets					
a.	- Event Management Services	5,742.86	7,256.64	4,898.23	5,742.86	4,898.23
b.	- Trading	-	-	39.95	-	39.95
c.	- Construction Services	-	-	-	-	-
d.	- Unallocated	-	-	-	-	-
	Total Assets	5,742.86	7,256.64	4,938.19	5,742.86	4,938.19
4	Segment Liabilities					
a.	- Event Management Services	5,742.86	7,256.64	4,393.38	5,742.86	4,393.38
b.	- Trading	-	-	33.63	-	33.63
c.	- Construction Services	-	-	1.17	-	1.17
d.	- Unallocated	-	-	510.00	-	510.00
	Total Liabilities	5,742.86	7,256.64	4,938.19	5,742.86	4,938.19



Other Disclosures - Consolidated

S. No.	Particulars	Consolidated Results				
		For the Quarter Ended			For the Year Ended	
		31st March 2026	31st December 2025	31st March 2025	31st March 2026	31st March 2025
	Audited (Refer Note-6)	Unaudited	Audited	Audited	Audited	
(a)	Net worth (Rs. Lakhs)	4,474.15	4,407.63	4,068.55	4,474.15	4,068.55
Ratios :-						
(a)	Debt equity ratio (in times) (Long Term Debt/Shareholders Equity)	0.06	0.06	0.03	0.06	0.03
(b)	Debt service coverage ratio (not annualised except for year end March) [EBITDA and exceptional item / (Interest Expenses + Principal Repayments)]	0.41	0.70	1.49	1.80	5.17
(c)	Interest service coverage ratio (in times) (not annualised except for year end March) [(EBITDA and exceptional item) / (Interest Expenses)]	16.21	23.25	55.49	19.58	44.02
(d)	Current ratio (in times) (Current assets / Current liabilities)	4.87	2.39	6.02	4.87	6.02
(e)	Long term debt to working capital (in times) [Long term debt / working capital]	0.07	0.08	0.03	0.07	0.03
(f)	Bad debts to account receivable ratio (in%) (not annualised except for year end March) [Bad debts / Average Trade Receivables]	NA	NA	NA	NA	NA
(g)	Current liability ratio (in%) [Current liabilities / Total liabilities]	15.99%	34.17%	13.62%	15.99%	13.62%
(h)	Total debts to total assets ratio (in%) [Total debts / Total assets]	6.16%	5.19%	2.75%	6.16%	2.75%
(i)	Debtors turnover (in times) (annualised) [Net Credit Sales / Average trade receivables]	1.91	2.67	3.30	5.09	9.12
(j)	Inventory turnover (in times) (annualised) [Cost of sales / Average inventory]	NA	NA	NA	NA	NA
(k)	Operating margin (in%) [(EBIT (Excl Other income and exceptional item) / Revenue from Operations)]	3.84%	9.38%	6.44%	7.21%	9.87%
(l)	Net profit margin (in%) [Profit after tax / Total income]	2.29%	7.30%	5.39%	5.37%	7.47%



TOUCHWOOD ENTERTAINMENT LIMITED

CIN:L92199DL1997PLC088865

Regd Off : Sec-B, Pkt-1, Space No-301 & 302 LSC-7, Community Centre, Vasant Kunj Sector B New Delhi - 110070

Consolidated Statement of Audited Assets & Liabilities as at 31st March 2026

Amount in (Rs. lakhs)

S. No.	Particulars	Amount in (Rs. lakhs)	
		As at 31st March 2026 Audited	As at 31st March 2025 Audited
	ASSETS		
[A]	NON CURRENT ASSETS		
	-		
(a)	Property, Plant and Equipment	1,028.81	675.10
(b)	Intangible Assets	-	9.43
(c)	Intangible Assets Under Developments	15.00	12.50
(d)	Financial Assets		
(i)	Investments	-	-
(ii)	Loans	203.19	169.69
(iii)	Other Financial Assets (Non-Current)	11.47	-
(e)	Deferred Tax Assets [Net]	14.73	21.96
		1,273.20	888.68
[B]	CURRENT ASSETS		
(a)	Financial Assets		
(i)	Trade Receivables	1,463.82	754.59
(ii)	Investments	236.45	11.83
(iii)	Cash and Cash Equivalents	1,710.50	1,723.85
(iv)	Bank Balances other than (ii) above	-	511.59
(b)	Other Current Assets	1,058.90	1,047.65
		4,469.67	4,049.51
	TOTAL ASSETS	5,742.86	4,938.19
	EQUITY AND LIABILITIES		
[A]	EQUITY		
(a)	Equity Share Capital	1,108.12	1,108.12
(b)	Other Equity	3,303.15	2,895.91
(c)	Non Controlling Interest	62.87	64.52
	TOTAL EQUITY	4,474.15	4,068.55
[B]	LIABILITIES		
[1]	NON-CURRENT LIABILITIES		
(a)	Financial Liabilities		
(i)	Borrowings	260.75	104.31
(b)	Provisions	89.40	92.53
		350.15	196.84
[2]	CURRENT LIABILITIES		
(a)	Financial Liabilities		
(i)	Borrowings	92.74	31.44
(ii)	Trade Payables		
-	Total Outstanding due from MSME	107.67	55.52
-	Total Outstanding due other than MSME	255.06	89.07
(iii)	Other Financial Liabilities	52.49	21.24
(b)	Other Current Liabilities	253.30	279.51
(c)	Provisions	157.30	196.02
		918.56	672.80
	TOTAL EQUITY AND LIABILITIES	5,742.86	4,938.19

For and on Behalf of the Board of Directors
Touchwood Entertainment Limited

Manjit Singh
(Managing Director & CFO)
DIN:00996149

Place: New Dehi
Date: 25th May 2026

TOUCHWOOD ENTERTAINMENT LIMITED

CIN:L92199DL1997PLC088865

Regd Off : Sec-B, Pkt-1, Space No-301 & 302 LSC-7, Community Centre, Vasant Kunj Sector B New Delhi - 110070

Consolidated Statement of Audited Cash Flow Statement for the year ended 31st March, 2026

Particulars	Year Ended 31.03.2026	Year Ended 31.03.2025
	Audited	Audited
Cash flow from Operating Activities		
Total Comprehensive Income After Tax	405.61	518.59
Adjustments for :		
Tax Including Deferred Tax	152.21	183.50
Depreciation & Amortisation Exp.	111.14	75.93
Interest Received	(53.59)	(38.58)
Dividend Received	0.07	(0.06)
Finance Cost	26.13	12.70
Operating Profit before working capital changes	641.56	752.08
Changes in Working Capital		
Derease/(Increase) in Trade Receivable	(709.23)	(12.79)
Derease/(Increase) in Other Bank Balance	511.59	20.81
Derease/(Increase) in Other Current Assets	(11.25)	(779.06)
Derease/(Increase) in Loan & Advances	(33.50)	(11.50)
Derease/(Increase) in Other Financial Assets (Non-Current)	(11.47)	-
Increase/(Decrease) in Employee Benefit (Non Current)	(3.13)	11.00
Increase/(Decrease) in Employee Benefit (Current)	(0.90)	0.98
Increase/(Decrease) in Trade Payable	218.13	50.86
Increase/(Decrease) in Other Financial Liability	31.25	2.62
Increase/(Decrease) in Other Current Liability	(26.21)	79.76
Net Cash Flow from Operation	606.85	114.76
Less : Income Tax paid	182.80	123.16
Net Cash Flow from Operating Activities (A)	424.05	(8.41)
Cash flow from investing Activities		
Purchase of Property, Plant & Equipment	(476.23)	(336.48)
Investment in Listed Shares	(224.61)	(11.83)
Sale of Fixed Assets	18.31	-
Interest received	53.59	38.58
Dividend received	(0.07)	0.06
Net Cash Flow from Investing Activities (B)	(629.01)	(309.68)
Cash Flow From Financing Activities		
Increase/(Decrease) in Borrowing Non Current	156.44	(27.96)
Increase/(Decrease) in Borrowing Current	61.30	(8.34)
Interest Paid	(26.13)	(12.70)
Dividend Paid	-	(44.32)
Net Cash Flow from Financing Activities (C)	191.61	(93.32)
Net (Decrease)/ Increase in Cash & Cash Equivalents (A+B+C)	(13.35)	(411.41)
Opening Cash & Cash Equivalents	1,723.85	2,135.25
Cash and cash equivalents at the end of the period	1,710.50	1,723.85
Cash And Cash Equivalents Comprise :		
Cash	19.77	45.79
Bank Balance :		
Current Account	1,690.73	1,678.06
Total	1,710.50	1,723.85


Notes:

(1) The above Statement of Cash Flows has been prepared under the "Indirect Method" as set out in Ind AS-7 on Statement on Cash Flows.


(2) Previous Year's figures have been regrouped, rearranged and reclassified wherever necessary to conform to the current year's classification.

(3) The above Statement of Cash Flow were reviewed by the Audit Committee and thereafter approved by the Boards of Directors at their respective meeting held on 25.05.2026.

(4) Figures in brackets indicates cash outflow.

For and on Behalf of the Board of Directors
Touchwood Entertainment Limited


Manjit Singh
(Managing Director & CFO)
DIN:00996149


Place: New Delhi
Date: 25th May 2026



Dated: 25th May, 2026

To,
Listing Department
National Stock Exchange of India
Exchange Plaza, Bandra-Kurla Complex,
Bandra (E), Mumbai -400051

Symbol- TOUCHWOOD	ISIN- INE486Y01013	Series- EQ
-------------------	--------------------	------------

Ref: Regulation 33(3)(d) of the SEBI (Listing Obligations & Disclosure Requirements) Regulations, 2015 read with para 4.1 of the Circular No. CIR/CFD/CMD/56/2016 dated 27th May, 2016

Re: Declaration with respect to unmodified opinion in the Auditors Report on the Annual Financial Statements/ Results for the Financial Year ended 31st March, 2026

In terms of Regulation 33(3)(d) of the SEBI (Listing Obligations and Disclosure Requirements) Regulations, 2015, we hereby declare and confirm that the Statutory Auditors of the Company viz., M/s VSD & Associates, Chartered Accountants, (FRN No.:008726N), have issued the Auditors Report with unmodified opinion on the Audited Standalone and Consolidated Financial Results of the Company for Financial year ended on 31st March, 2026.

Kindly take the same on record.

Thanking You,

Yours Faithfully,

For Touchwood Entertainment Limited

Rishabh Mishra
Company Secretary & Compliance Officer
M. No. A80568



Date: 25.05.2026

Place: New Delhi

TOUCHWOOD ENTERTAINMENT LIMITED

CIN: L92199DL1997PLC088865 | ISO 9001 :2015 | UAM No. DL10F0009354

Reg. Office : Sec-B, Pkt-1, Space 301 and 302, LSC-7 Community Centre, Vasant Kunj New Delhi -110070

Corporate Office : Thapar Farm-1, Opp. Shanti Kunj Main, Sector D-3 Church Mall Road, Vasant Kunj, New Delhi - 110070

Contact: +91-9810108253 ; Website: www.touchwood.in E-mail: cs@touchwood.in

Annexure- B

Details under Regulation 30 of the SEBI Listing Regulations read with SEBI Master Circular HO/49/14/14(7)2025-CFD-POD2/1/3762/2026 dated January 30, 2026.

S No	Particulars	Internal Auditor	Tax Auditor
		M/s. AAVN & Associates	M/s. Agarwal Sudesh Associates
1	Reason for change viz. appointment, resignation, removal, death or otherwise;	Re-appointment	Re-appointment
2	Date of Appointment / Cessation & Term of appointment	Date of Appointment: - 25/05/2026 Term of Appointment: - Financial Year 2026-27	Date of Appointment: - 25/05/2026 Term of Appointment: - Financial Year 2026-27
3	Brief Profile (in case of appointment)	<p>M/s AAVN & Associates, Chartered Accountants (FRN: 013224C), is a reputed Chartered Accountancy firm established in the year 2005 having offices in Kota and Jaipur, Rajasthan. The firm is managed by experienced partners CA Amit Agarwal, CA Saurabh Jain and CA Rupesh Garg and is engaged in the areas of Statutory Audit, Internal Audit, Tax Audit, Due Diligence, Financial Consultancy and ROC Compliances.</p> <p>The firm has experience in handling audits and consultancy assignments for various corporates, banks and listed entities including Touchwood Entertainment Limited, State Bank of India, Punjab National Bank and Bank of Baroda.</p>	<p>M/s Agarwal Sudesh & Associates, Chartered Accountants (FRN: 019504N), is a proprietorship firm headed by CA Sudesh Kumar Agarwal (FCA) having rich experience in the field of Statutory Audit, Tax Audit, Concurrent Audit, Stock Audit and Financial Consultancy.</p> <p>The firm has conducted various audits for reputed banks, PSUs and corporate entities including State Bank of India, Punjab National Bank, Canara Bank, Bharat Aluminium Company Ltd. and Rural Electrification Corporation Ltd.</p>
4	Disclosure of relationships between directors (in case of appointment of a director)	Not Applicable	Not Applicable