

February 11, 2025

To,

National Stock Exchange of India Ltd.

Exchange Plaza, 5th Floor,

Plot No. C-1, Block G,

Bandra – Kurla Complex,

Bandra (East), Mumbai – 400 051

Symbol: TIMETECHNO

BSE Limited

1st Floor, New Trading Ring,

Rotunda Building,

P.J. Towers, Dalal Street,

Fort, Mumbai – 400 001

Scrip Code: 532856

Meeting Commencement Time	02:30 p.m.
Meeting Conclusion Time	07:30 p.m.

Dear Sir/Madam,

Sub: Outcome of Board Meeting held on February 11, 2025

Pursuant to Regulation 30 and 33 of SEBI (Listing Obligations and Disclosure Requirements) Regulations, 2015, we wish to inform you that the Board of Directors of Time Technoplast Limited at its meeting held on February 11, 2025, inter-alia, transacted and approved the following businesses:

1. a) Considered and approved the Unaudited (Consolidated & Standalone) Financial Results for the Quarter and Nine months ended 31st December, 2024. **(Annexure – A).**
- b) Considered Limited Review Report (Consolidated & Standalone) dated February 11, 2025, issued by the Joint Statutory Auditors i.e. M/s. Khandelwal Jain & Co. and M/s. K P M R & Co., Chartered Accountants, for the period ended 31st December, 2024. **(Annexure – B).**

You are requested to take note of the same.

Thanking you,

Yours Faithfully,

For TIME TECHNOPLAST LIMITED



BHARAT KUMAR VAGERIA

MANAGING DIRECTOR

DIN: 00183629

TIME TECHNOPLAST LTD.
Bringing Polymers To Life

CIN : L27203DD1989PLC003240

Regd. Office : 101, 1st Floor, Centre Point, Somnath Daman Road, Somnath, Dabhel, Nani Daman, Daman - 396210

Corp. Off. : 55, Corporate Avenue, 2nd Floor, Saki Vihar Road, Andheri (East), Mumbai - 400 072 INDIA Tel. : 91-22-7111 9999 Fax : 91-22-2857 5672 E-mail : tl@timetechnoplast.com Website : www.timetechnoplast.com
Bangalore : (080) 26608056/61 Baddi : 9816720202/9816700202/9816820202 Chennai (044) 4501 0019/29 Delhi : (0120) 4326144/4284946 Hyderabad : 9849019428 Kolkata : (033) 46037097/98

TIME
TIME TECHNOPLAST LTD.
 Bringing Polymers To Life


Regd. Office : 101, 1st Floor, Centre Point, Somnath Daman Road, Somnath, Dabhel, Nani Daman, Dadra and Nagar Haveli, Daman and Diu (U.T.) 396 210

Corp. Office : 55, Corporate Avenue, Saki Vihar Road, Andheri (E), Mumbai - 400 072

CIN : L27203DD1989PLC003240 Website: www.timetechnoplast.com Email: investors@timetechnoplast.com

STATEMENT OF UNAUDITED CONSOLIDATED FINANCIAL RESULTS FOR THE QUARTER & NINE MONTHS ENDED 31st DECEMBER 2024

A Financial Result		(₹ in Lakhs)					
Sr. No.	Particulars	Quarter Ended			Nine Months Ended		Year Ended
		31.12.2024	30.09.2024	31.12.2023	31.12.2024	31.12.2023	31.03.2024
		(Unaudited)	(Unaudited)	(Unaudited)	(Unaudited)	(Unaudited)	(Audited)
1	Income						
a	Revenue from Operations	1,38,774	1,37,052	1,32,465	3,98,831	3,59,818	4,99,250
b	Other Income	159	93	190	319	314	1,415
	Total Income (a+b)	1,38,933	1,37,145	1,32,655	3,99,150	3,60,132	5,00,665
2	Expenditure :-						
a	Cost of Materials Consumed	98,864	99,865	95,906	2,85,798	2,60,015	3,57,774
b	Change in inventories of finished goods &, work-in-progress	(689)	(1,462)	(880)	(883)	(971)	2,050
c	Employees Benefits Expenses	6,833	6,520	6,124	19,336	17,108	23,726
d	Finance Costs	2,246	2,282	2,490	6,950	7,684	10,141
e	Depreciation and amortisation expense	4,299	4,177	4,174	12,564	13,297	17,258
f	Other Expenses	13,700	12,507	12,258	37,451	33,199	46,619
	Total Expenditure	1,25,254	1,23,889	1,20,072	3,61,215	3,30,332	4,57,568
3	Profit before Exceptional Items & tax (1-2)	13,679	13,257	12,583	37,934	29,800	43,097
4	Exceptional Items	-	-	-	-	-	-
5	Profit Before Tax (3+4)	13,679	13,257	12,583	37,934	29,800	43,097
6	Tax Expenses	3,441	3,278	3,272	9,671	7,637	11,508
7	Net Profit After Tax (5-6)	10,238	9,979	9,311	28,263	22,163	31,589
8	Extraordinary Item (Net of Tax Expenses)	-	-	-	-	-	-
9	Net Profit For the period (7 + 8)	10,238	9,979	9,311	28,263	22,163	31,589
10	Other Comprehensive Income (Net of Tax)	60	(103)	3	(43)	37	33
11	Total Comprehensive Income (9+10)	10,298	9,876	9,314	28,220	22,200	31,622
12	Net Profit attributable to						
	Owners	10,076	9,836	9,160	27,843	21,809	31,044
	Non Controlling Interests	162	143	151	421	354	545
		10,238	9,979	9,311	28,263	22,163	31,589
	Other Comprehensive Income attributable to						
	Owners	60	(103)	3	(43)	37	38
	Non Controlling Interests	-	-	-	-	-	(5)
		60	(103)	3	(43)	37	33
	Total Comprehensive Income attributable to						
	Owners	10,136	9,733	9,163	27,800	21,846	31,082
	Non Controlling Interests	162	143	151	421	354	539
		10,298	9,876	9,314	28,220	22,200	31,622
13	Paid-up equity share capital (Face Value of ₹ 1/- each)	2,269	2,269	2,269	2,269	2,269	2,269
14	Other Equity (excluding Revaluation Reserve)						2,52,775
15	Earnings Per Share (EPS) :- ₹						
a	Earning Per Share- Basic	4.44	4.33	4.05	12.27	9.64	13.71
b	Earning Per Share- Diluted	4.44	4.33	4.04	12.27	9.62	13.67



SEGMENT WISE REVENUE, RESULTS , ASSETS AND LIABILITIES (CONSOLIDATED) FOR THE QUARTER / NINE MONTH ENDED 31st DECEMBER 2024

(₹ in Lakhs)


Sr No	Particulars	Quarter Ended			Nine Months Ended		Year Ended
		31.12.2024	30.09.2024	31.12.2023	31.12.2024	31.12.2023	31.03.2024
		(Unaudited)	(Unaudited)	(Unaudited)	(Unaudited)	(Unaudited)	(Audited)
1	Segment Revenue						
	(a) Polymer Products	87,559	86,731	86,105	2,54,560	2,34,253	3,25,403
	(b) Composite Products	51,215	50,321	46,361	1,44,271	1,25,565	1,73,847
	Total	1,38,774	1,37,052	1,32,465	3,98,831	3,59,818	4,99,250
	Less : Inter Segment Revenue	-	-	-	-	-	-
	Net Sales/Income from operations	1,38,774	1,37,052	1,32,465	3,98,831	3,59,818	4,99,250
2	Segment Results						
	Profit before tax and interest from each segment						
	(a) Polymer Products	9,543	9,249	9,342	26,909	23,125	32,200
	(b) Composite Products	6,223	6,196	5,541	17,656	14,045	19,623
	Total	15,766	15,445	14,883	44,565	37,170	51,823
	Less:						
	i) Interest	2,246	2,282	2,490	6,950	7,684	10,141
	Add						
	i) Other Un-allocable Income net off	159	93	190	319	314	1,415
	Total Profit Before Tax	13,679	13,257	12,583	37,934	29,800	43,097
3	Segment Assets						
	(a) Polymer Products	3,24,251	3,18,944	3,03,577	3,24,251	3,03,577	3,10,882
	(b) Composite Products	1,07,509	1,04,243	96,741	1,07,509	96,741	1,00,517
	(c) Unallocable	-	-	-	-	-	-
	Total Segment Assets	4,31,761	4,23,187	4,00,319	4,31,761	4,00,319	4,11,399
4	Segment Liabilities						
	(a) Polymer Products	45,704	43,465	39,495	45,704	39,495	40,386
	(b) Composite Products	13,857	13,712	13,347	13,857	13,347	15,179
	(c) Unallocable	-	-	-	-	-	-
	Total Segment Liabilities	59,561	57,177	52,842	59,561	52,842	55,566



NOTES :-

- The above financial results were reviewed and recommended by the Audit Committee and approved by the Board of Directors at their meeting held on 11th February 2025. The financial results have been prepared in accordance with the recognition and measurement principles of Indian Accounting Standards ("Ind AS") prescribed under Section 133 of the Companies Act, 2013 read with the relevant rules issued thereunder and the other accounting principles generally accepted in India.
- Additional consolidated information pursuant to Regulation 52 (4) of the Securities and Exchange Board of India (Listing Obligations and Disclosure Requirement) Regulations, 2015, as amended as at and for the quarter/ nine months ended 31st December, 2024:

Sr. No.	Particulars	Quarter Ended			Nine Months Ended		Year Ended
		31.12.2024	30.09.2024	31.12.2023	31.12.2024	31.12.2023	31.03.2024
		(Unaudited)	(Unaudited)	(Unaudited)	(Unaudited)	(Unaudited)	(Audited)
1	Debt Equity Ratio (Total Borrowings / Total Shareholders Equity)	0.23	0.26	0.30	0.23	0.30	0.29
2	Debt Service Coverage Ratio (Profit before Tax, Exceptional Items, Depreciation, Finance Charges / (Finance Charges + Long Term Borrowings scheduled principal Repayments during the period))	2.68	4.03	4.37	3.40	4.19	4.01
3	Interest Service Coverage Ratio (Profit before Tax, Exceptional Items, Depreciation , Finance Charges / Finance Charges)	9.00	8.64	7.73	8.27	6.61	6.95
4	Current Ratio (Current Assets / Current Liabilities)	2.56	2.54	2.29	2.56	2.29	2.25
5	Long term debt to working capital (Non-Current Borrowings + Current maturities of long term borrowings / Current Assets - (Current Liabilities - Current Maturities of Long Term borrowings)	0.14	0.17	0.19	0.14	0.19	0.17
6	Bad debts to Accounts receivable ratio* (Bad debts / Trade receivables)	Negligible	Negligible	Negligible	Negligible	Negligible	Negligible
7	Current Liability ratio (Current Liabilities / Total Liabilities)	0.74	0.72	0.73	0.74	0.73	0.76
8	Total debts to total assets (Total Borrowings / Total Assets)	0.15	0.16	0.19	0.15	0.19	0.18
9	Debtors Turnover (no. of days) (Average Trade receivables / Revenue from Operation plus Duties & Taxes * No of days)	69	67	61	71	67	68
10	Inventory Turnover (no. of days) (Average inventory / Revenue from Operation plus Duties & Taxes * No of days)	66	66	65	68	71	68



(Handwritten signature)

Sr. No.	Particulars	Quarter Ended			Nine Months Ended		Year Ended
		31.12.2024	30.09.2024	31.12.2023	31.12.2024	31.12.2023	31.03.2024
		(Unaudited)	(Unaudited)	(Unaudited)	(Unaudited)	(Unaudited)	(Audited)
11	Operating EBITDA Margin (%) (Profit before depreciation, Interest, Tax and exceptional items / Revenue from operations)	14.56%	14.38%	14.51%	14.39%	14.10%	14.08%
12	Net profit Margin (%) (Profit After tax / Revenue from operations)	7.37%	7.28%	7.02%	7.08%	6.15%	6.31%
13	Paid up Equity Share Capital (Face value of Re. 1 per share)	2,269	2,269	2,269	2,269	2,269	2,269
14	Other equity Excluding Revaluation Reserves	2,75,819	2,65,744	2,44,026	2,75,819	2,44,026	2,52,775
15	Net worth Excluding Revaluation Reserves	2,78,088	2,68,013	2,46,295	2,78,088	2,46,295	2,55,044

* Bad debts to Accounts Receivable ratio was negligible i.e. less than 0.001.

- 3 Necessary approval including Board & Shareholders for raising of funds by issue of equity shares through Qualified Institutions Placement (QIP) has been obtained for an amount not exceeding ₹1,000 Crores which is valid till November 27, 2025.
- 4 The Company has made a strategic decision to consolidate its products and manufacturing units. This includes Brownfield expansion and adding New Units, which will better align with evolving market demands while optimizing operational costs.
- 5 The Company has committed to transform 75% of its electricity consumption to green energy within the next two years by tie up with solar power generating Companies. This transition will not only result in cost savings but also contribute to a significant reduction in carbon emissions. As part of its dedication to sustainability, the Company is actively participating in global efforts to reduce carbon emissions.
- 6 Company had identified non-core assets for disposal with an estimated realization value of Rs. 125 Crores (approx.) which has now reduced to Rs. 51 Crores being balance amount already realized.
- 7 Our subsidiary i.e. Power Build Batteries Private Limited has developed a low cost, high-performance E-Rickshaw battery in the brand name of "e-START with SELENIUM". With advanced lead-acid technology and enhanced with selenium, these batteries offer superior performance, safety and efficiency. The growing demand for e-rickshaws is supported by eco-friendly policies. Our battery solution meets OEM standards and ensures reliable power output and quick recharge, contributing to the expansion of clean mobility in India.
- 8 The previous period's figures have been re-grouped / re-classified wherever considered necessary.
- 9 The results are available on the Bombay Stock Exchange website (URL: www.bseindia.com), the National Stock Exchange website (URL: www.nseindia.com) and on the Company's website (URL: www.timetechnoplast.com).

Date: February 11, 2025

Place: Mumbai

For Time Technoplast Limited

Bharat Kumar Vageria
Managing Director
DIN No. 00183629



Regd. Office : 101, 1st Floor, Centre Point, Somnath Daman Road, Somnath, Dabhel, Nani Daman, Dadra and Nagar Haveli, Daman and Diu (U.T.) 396 210

Corp. Office : 55, Corporate Avenue, Saki Vihar Road, Andheri (E), Mumbai - 400 072

CIN : L27203DD1989PLC003240 Website: www.timetechnoplast.com Email: investors@timetechnoplast.com

STATEMENT OF UNAUDITED STANDALONE FINANCIAL RESULTS FOR THE QUARTER & NINE MONTHS ENDED 31st DECEMBER 2024

Sr. No.	Particulars	Quarter Ended			Nine Months Ended		(₹ in Lakhs)
		31.12.2024	30.09.2024	31.12.2023	31.12.2024	31.12.2023	Year Ended
		(Unaudited)	(Unaudited)	(Unaudited)	(Unaudited)	(Unaudited)	31.03.2024 (Audited)
1	Income						
a	Revenue from Operations	60,996	71,496	67,699	1,95,034	1,84,544	2,63,304
b	Other Income	240	532	-	772	350	1,401
	Total Income (a+b)	61,236	72,028	67,699	1,95,806	1,84,894	2,64,705
2	Expenditure						
a	Cost of Materials Consumed	41,745	51,638	48,817	1,36,758	1,32,781	1,92,336
b	Change in inventories of finished goods &, work-in-progress	57	(306)	(382)	655	(567)	(1,970)
c	Employees Benefits Expenses	3,454	3,352	3,079	9,854	8,669	12,113
d	Finance Costs	1,385	1,402	1,454	4,244	4,257	5,785
e	Depreciation and amortisation expense	2,672	2,615	2,543	7,834	8,366	10,838
f	Other Expenses	6,855	6,743	6,154	19,750	17,228	24,109
	Total Expenditure	56,168	65,444	61,665	1,79,095	1,70,734	2,43,211
3	Profit before Exceptional Items & tax (1-2)	5,068	6,584	6,034	16,711	14,160	21,494
4	Exceptional Items	-	-	-	-	-	-
5	Profit Before Tax (3+4)	5,068	6,584	6,034	16,711	14,160	21,494
6	Tax Expenses	1,262	1,713	1,550	4,281	3,668	5,544
7	Profit After Tax (5-6)	3,806	4,871	4,484	12,430	10,492	15,950
8	Other Comprehensive Income (Net of Tax)						
	Items that will not be reclassified subsequently to Profit or						
a	Remeasurement of net defined benefit plans	-	-	-	-	-	(4)
	Total Other comprehensive Income	-	-	-	-	-	(4)
9	Total Comprehensive Income (7 + 8)	3,806	4,871	4,484	12,430	10,492	15,946
10	Paid -up equity share capital (Face Value of ₹ 1/- each)	2,269	2,269	2,269	2,269	2,269	2,269
11	Other Equity (excluding Revaluation Reserve)						1,74,550
12	Earnings Per Share (EPS) - ₹						
a	Earning Per Share- Basic	1.68	2.15	1.98	5.48	4.64	7.04
b	Earning Per Share- Diluted	1.68	2.14	1.98	5.48	4.63	7.02

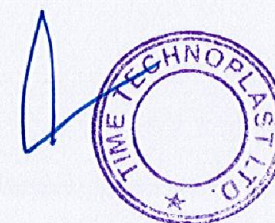
Additional standalone information pursuant to Regulation 52 (4) of the Securities and Exchange Board of India (Listing Obligations and Disclosure Requirement) Regulations, 2015, as amended as at and for the quarter/ nine months ended 31st December, 2024 :

Sr. No.	Particulars	Quarter Ended			Nine Months Ended		Year Ended
		31.12.2024	30.09.2024	31.12.2023	31.12.2024	31.12.2023	31.03.2024
		(Unaudited)	(Unaudited)	(Unaudited)	(Unaudited)	(Unaudited)	(Audited)
1	Debt Equity Ratio (Total Borrowings / Total Shareholders Equity)	0.34	0.37	0.45	0.34	0.45	0.40
2	Debt Service Coverage Ratio (Profit before Tax, Exceptional Items, Depreciation, Finance Charges / (Finance Charges + Long Term Borrowings scheduled principal Repayments during the period))	3.55	4.79	5.33	3.74	3.95	2.91
3	Interest Service Coverage Ratio (Profit before Tax, Exceptional Items, Depreciation , Finance Charges / Finance Charges)	6.59	7.56	6.90	6.78	6.29	6.59
4	Current Ratio (Current Assets / Current Liabilities)	2.05	2.01	1.75	2.05	1.75	1.76
5	Long term debt to working capital (Non-Current Borrowings + Current maturities of long term borrowings / Current Assets - (Current Liabilities - Current Maturities of Long Term borrowings)	0.29	0.30	0.34	0.29	0.34	0.28
6	Bad debts to Accounts receivable ratio* (Bad debts / Trade receivables)	Negligible	Negligible	Negligible	Negligible	Negligible	Negligible
7	Current Liability ratio (Current Liabilities / Total Liabilities)	0.72	0.72	0.76	0.72	0.76	0.77
8	Total debts to total assets (Total Borrowings / Total Assets)	0.21	0.22	0.26	0.21	0.26	0.24
9	Debtors Turnover (no. of days) (Average Trade receivables / Revenue from Operation plus Duties & Taxes * No of days)	84	79	80	81	87	82



Sr. No.	Particulars	Quarter Ended			Nine Months Ended		Year Ended
		31.12.2024	30.09.2024	31.12.2023	31.12.2024	31.12.2023	31.03.2024
		(Unaudited)	(Unaudited)	(Unaudited)	(Unaudited)	(Unaudited)	(Audited)
10	Inventory Turnover (no. of days) (Average inventory / Revenue from Operation plus Duties & Taxes * No of days)	64	62	63	62	68	64
11	Operating EBITDA Margin (%) (Profit before depreciation, Interest, Tax and exceptional items / Revenue from operations)	14.90%	14.72%	14.82%	14.70%	14.49%	14.40%
12	Net profit Margin (%) (Profit After tax / Revenue from operations)	6.21%	6.76%	6.62%	6.35%	5.67%	6.03%
13	Paid up Equity Share Capital (Face value of Re. 1 per share)	2,269	2,269	2,269	2,269	2,269	2,269
14	Other equity Excluding Revaluation Reserves	1,82,389	1,78,636	1,69,620	1,82,389	1,69,620	1,74,551
15	Net worth	1,84,659	1,80,906	1,71,890	1,84,659	1,71,890	1,76,820

* Bad debts to Accounts Receivable ratio was negligible i.e. less than 0.001.




K P M R & Co
 CHARTERED ACCOUNTANTS
 B- 206, OXFORD CHAMBERS
 SAKI VIHAR ROAD, POWAI
 ANDHERI EAST, MUMBAI - 400072
 TEL.: +91-22-42116812
 E-MAIL : CONNECT@KPMR.CO.IN

KHANDELWAL JAIN & Co
 CHARTERED ACCOUNTANTS
 6-B, PIL COURT, 6TH FLOOR,
 111, M. KARVE ROAD,
 CHURCHGATE, MUMBAI - 400020
 TEL : +91-22-43115000
 E-MAIL : MUMBAI@KJCO.NET

Limited Review Report on Unaudited Quarterly and year to date Consolidated Financial Results of Time Technoplast Ltd pursuant to regulation 33 of the Securities and Exchange Board of India (Listing Obligations and Disclosure Requirements) Regulations, 2015, as amended. ("Listing Regulations")

**THE BOARD OF DIRECTORS OF
 TIME TECHNOPLAST LIMITED**

1. We have reviewed the accompanying Statement of unaudited consolidated financial results of Time Technoplast Limited ('the Parent'), Subsidiaries, associates and joint venture (the Parent, subsidiaries its associates and joint venture together referred to as 'the Group') for the quarter ended 31st December, 2024 and year to date results for the period from 1st April, 2024 to 31st December, 2024 ('the Statement'), being submitted by the Parent pursuant to the requirements of Regulation 33 of the Securities and Exchange Board of India (Listing Obligations and Disclosure Requirements) Regulations, 2015 as amended ('the Listing Regulations').
2. This Statement, which is the responsibility of the Parent's management and approved by the Parent's Board of Directors, has been prepared in accordance with the recognition and measurement principles laid down in Indian Accounting Standard 34 "Interim Financial Reporting" ('Ind AS 34'), prescribed under Section 133 of the Companies Act, 2013, and other accounting principles generally accepted in India. Our responsibility is to express a conclusion on the Statement based on our review.
3. We conducted our review of the Statement in accordance with the Standard on Review Engagements (SRE) 2410 "Review of Interim Financial Information Performed by the Independent Auditor of the Entity", issued by the Institute of Chartered Accountants of India. This standard requires that we plan and perform the review to obtain moderate assurance as to whether the financial statements are free of material misstatement. A review of interim financial statement consists of making inquiries, primarily of persons responsible for financial and accounting matters, and applying analytical and other review procedures. A review is substantially less in scope than as audit conducted in accordance with standards on auditing and consequently does not enable us to obtain assurance that we would become aware of all significant matters that might be identified in an audit. Accordingly, we do not express an audit opinion.
4. The Statement includes the results of the following entities
 - List of Subsidiaries
 TPL Plastech Limited, NED Energy Limited, Elan Incorporated Fze, Kompozit Praha S R O, Ikon Investment Holdings Limited, GNXT Investment Holding PTE Limited, Schoeller Allibert Time Holding PTE Limited & Schoeller Allibert Time Material Handling Solutions Limited.
 - List of Joint Ventures
 Time Mauser Industries Private Limited.
5. We did not review the interim financial results and other financial information considered in the preparation of the Statement in respect of the subsidiaries whose interim financial result reflect total revenue of Rs 74,309 Lakhs and Rs 194,496 Lakhs and total profit of Rs 6,663 Lakhs and Rs 16,472 Lakhs for the quarter and nine month ended December 31st, 2024. These interim financial results have been reviewed by other auditor whose



K P M R & Co
CHARTERED ACCOUNTANTS
B- 206, OXFORD CHAMBERS
SAKI VIHAR ROAD, POWAI
ANDHERI EAST, MUMBAI – 400072
TEL.: +91-22-42116812
E-MAIL : CONNECT@KPMR.CO.IN

KHANDELWAL JAIN & Co
CHARTERED ACCOUNTANTS
6-B, PIL COURT, 6TH FLOOR,
111, M. KARVE ROAD,
CHURCHGATE, MUMBAI - 400020
TEL : +91-22-43115000
E-MAIL : MUMBAI@KJCO.NET

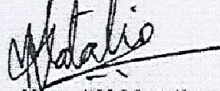
reports have been furnished to us by the management and our report on the statement, in so far as it relates to the amounts and disclosures included in respect of these subsidiaries is based solely on the reports of the other auditors.

We did not review the interim financial results and other financial information considered in the preparation of the Statement in respect of joint venture whose interim financial result reflect total profit of Rs 77 Lakhs and Rs 136 Lakhs (represents group share) for the quarter and nine months ended December 31st, 2024. These interim financial results have been reviewed by other auditor whose reports have been furnished to us by the management and our report on the statement, in so far as it relates to the amounts and disclosures included in respect of the Joint venture is based solely on the reports of the other auditors.


Our opinion on the Statement is not modified in respect of matters referred to in para 5.

6. Based on our review conducted and procedures performed as stated in paragraph 3 above, nothing has come to our attention that causes us to believe that the accompanying Statement, prepared in accordance with the recognition and measurement principles laid down in the aforesaid Indian Accounting Standard and other accounting principles generally accepted in India, has not disclosed the information required to be disclosed in terms of Regulation 33 of the Listing Regulations including the manner in which it is to be disclosed, or that it contains any material misstatement.


For K P M R & Co
Chartered Accountants
Firm Registration No: 104497W




Neeraj K Matalia
Partner
Membership Number: 128462
UDIN: 25128462BMNVDS1795
Place of Signature: Mumbai
Date: 11th February 2025



For Khandelwaj Jain & Co
Chartered Accountants
Firm Registration No: 105049W



Bhupendra Karkhanis
Partner
Membership Number: 108336
UDIN: 25108336BMJNLX7255
Place of Signature: Mumbai
Date: 11th February 2025



K P M R & Co
Chartered Accountants
B- 206, Oxford Chambers
Saki Vihar Road, Powai
Andheri East, Mumbai – 400072
Tel.: +91-22-42116812
E-Mail : CONNECT@KPMR.CO.IN

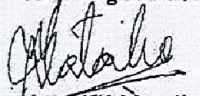
Khandelwal Jain & Co
Chartered Accountants
6-B, PIL Court, 6th Floor,
111, M. Karve Road,
Churchgate, Mumbai - 400020
Tel : +91-22-43115000
E-Mail : mumbai@kjco.net

Limited Review Report on Unaudited Quarterly and year to date Standalone Financial Results of Time Technoplast Ltd pursuant to regulation 33 of the Securities and Exchange Board of India (Listing Obligations and Disclosure Requirements) Regulations, 2015, as amended. ("Listing Regulations")

**THE BOARD OF DIRECTORS OF
TIME TECHNOPLAST LIMITED**

1. We have reviewed the accompanying Statement of unaudited standalone financial results of Time Technoplast Limited ('the Company') for the quarter ended 31st December, 2024 and year to date results for the period from 1st April, 2024 to 31st December, 2024 ('the Statement') attached herewith, being submitted by the Company pursuant to the requirements of Regulation 33 of the SEBI (Listing Obligations and Disclosure Requirements) Regulations, 2015, as amended ('the Regulation').
2. This Statement, which is the responsibility of the Company's management and approved by the Board of Directors, has been prepared in accordance with the recognition and measurement principles laid down in Indian Accounting Standard 34 "Interim Financial Reporting" ('Ind AS 34'), prescribed under Section 133 of the Companies Act, 2013, and other accounting principles generally accepted in India. Our responsibility is to express a conclusion on the Statement based on our review.
3. We conducted our review of the Statement in accordance with the Standard on Review Engagements (SRE) 2410 "Review of Interim Financial Information Performed by the Independent Auditor of the Entity", issued by the Institute of Chartered Accountants of India. This standard requires that we plan and perform the review to obtain moderate assurance as to whether the financial statements are free of material misstatement. A review of interim financial statement consists of making inquiries, primarily of persons responsible for financial and accounting matters, and applying analytical and other review procedures. A review is substantially less in scope than an audit conducted in accordance with standards on auditing and consequently does not enable us to obtain assurance that we would become aware of all significant matters that might be identified in an audit. Accordingly, we do not express an audit opinion.
4. Based on our review conducted as above, nothing has come to our attention that causes us to believe that the accompanying Statement, prepared in accordance with the recognition and measurement principles laid down in the aforesaid Indian Accounting Standard and other accounting principles generally accepted in India, has not disclosed the information required to be disclosed in terms of Regulation 33 of the Listing Regulations including the manner in which it is to be disclosed, or that it contains any material misstatement.

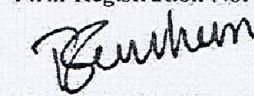
For K P M R & Co
Chartered Accountants
Firm Registration No: 104497W


Neeraj K Matalia
Partner

Membership Number: 128462
UDIN: 25128462BMNVDR6893
Place of Signature: Mumbai
Date: 11th February 2025



For Khandelwal Jain & Co
Chartered Accountants
Firm Registration No: 105049W


Bhupendra Karkhanis
Partner

Membership Number: 108336
UDIN: 25108336BMJNLW8027
Place of Signature: Mumbai
Date: 11th February 2025

