Technocraft Industries (India) Limited

Regd. Office: Technocraft House, A-25, Road No. 03, MIDC Industrial Estate,
Andheri (East), Mumbai - 400093, Maharashtra, India
Tel: 022-4098 2222; Fax No. 022-4098 2200; CIN No. L28120MH1992PLC069252
E-mail: investor@technocraftgroup.com ; website: www.technocraftgroup.com

September 2, 2026

To,

National Stock Exchange of India Limited
Exchange Plaza,
Bandra Kurla Complex,
Bandra (E),
Mumbai- 400051

BSE Limited
Listing Department
P.J. Towers, 1st Floor,
Dalal Street, Fort,
Mumbai – 400 001

Script Name: TIIL

Script Code: 532804

Sub: Business Responsibility and Sustainability Report for the financial year 2025-26

Dear Sir,

Pursuant to Regulation 34(2)(f) of the Securities and Exchange Board of India (Listing Obligations and Disclosure Requirements) Regulations, 2015 as amended, please find enclosed the Business Responsibility and Sustainability Report for the financial year 2025-26, which forms an integral part of the Annual Report of Technocraft Industries (India) Limited for the financial year 2025-26.

We request you to kindly take the above on record.

Thanking You,

Yours faithfully,

For Technocraft Industries (India) Limited

NEERAJ RAI
Digitally signed by NEERAJ RAI
Date: 2026.09.02 10:17:02 +05'30'

Neeraj Rai
Company Secretary & Compliance Officer

BUSINESS RESPONSIBILITY & SUSTAINABILITY REPORT

TECHNOCRAFT
INDUSTRIES INDIA LTD.

2025 - 2026

https://www.technocraftgroup.com/

BRSR 2025 - 2026

Section - A

General Disclosures

"Section A captures fundamental corporate information and organizational profile details that establish the reporting entity's identity and scope.

ESSENCE

This is the foundational layer providing stakeholders with basic company information.

Purpose

Establishes transparency baseline and helps readers understand *"who is reporting"* and *"what is their operational footprint."*

I. Details of the listed entity:

1.	Corporate Identity Number (CIN) of the Listed Entity	L28120MH1992PLC069252
2.	Name of the Listed Entity	Technocraft Industries (India) Limited
3.	Year of incorporation	1992
4.	Registered office address	Technocraft House, A-25, MIDC Road No. 3, Andheri East, Mumbai -400093
5.	Corporate address	Technocraft House, A-25, MIDC Road No. 3, Andheri East, Mumbai -400093
6.	E-mail	investor@technocraftgroup.com
7.	Telephone	+ 91 22 4098 2222
8.	Website	https://www.technocraftgroup.com/
9.	Financial year for which reporting is being done	2025-26
10.	Name of the Stock Exchange(s) where shares are listed :	Name of the Exchange: BSE Ltd. — Stock Code: 532804 Name of the Exchange: National Stock Exchange of India Ltd. — Stock Code: TIIL
11.	Paid Capital	₹ 22,67,27,980
12.	Name and contact details (telephone, email address) of the person who may be contacted in case of any queries on the BRSR report.	Mr. Neeraj Rai, Company Secretary Email- investor@technocraftgroup.com Tel: + 91 22 4098 2222
13.	Reporting boundary - Are the disclosures under this report made on a standalone basis (i.e. only for the entity) or on a consolidated basis (i.e. for the entity and all the entities which form a part of its consolidated financial statements, taken together).	The disclosures in this report are provided on a standalone basis for Technocraft Industries (India) Limited.
14.	Name of assurance or assessment provider	Not Applicable for the reporting period as per SEBI Circular SEBI/HO/CFD/CFD-PoD-1/P/CIR/2025/42 dt. 28th March 2025.
15.	Type of assurance or assessment obtained	Not Applicable for the reporting period as per SEBI Circular SEBI/HO/CFD/CFD-PoD-1/P/CIR/2025/42 dt. 28th March 2025.

II. Products/services

16. Details of business activities (accounting for 90% of the turnover):

S. No.	Description of Main Activity	Description of Business Activity	% of Turnover of the entity
1.	Manufacture of Drum Closures, Scaffoldings, Textile	Company is a predominant player in the precision engineering and textile areas.	100.00

17. Products/Services sold by the entity *(accounting for 90% of the entity's Turnover):*

S. No.	Product/ Service	NIC Code	% of Turnover contributed
1.	Manufacturing of Drum Closures	24109, 25999	26.15
2.	Manufacturing of tubes and Scaffoldings	24106	57.49
3.	Manufacture of knitted and crocheted cotton fabrics, Preparation and spinning of cotton fiber, Manufacture of textile garments.	13111, 13911, 14101	16.36



II. Operations

18. Number of locations where plants and/or operations/offices of the entity are situated:

Location	Number of plants	Number of offices	Total
National	4	1	5
International	Nil	Nil	Nil

19. Markets served by the entity:

a. Number of locations

Locations	Number
National (No. of States & UTs)	22
International (No. of Countries)	80

b. What is the contribution of exports as a percentage of the total turnover of the entity?

Total contribution of exports is 53.56 % of the total turnover of the Company.

c. A brief on types of customers:

The Company primarily caters to clients operating within the business-to-business (B2B) segment.

III. Employees

20. Details as at the end of Financial Year:

a. Employees and workers (including differently abled):

S. No.	Particulars	Total (A)	Male		Female	
			No. (B)	% (B / A)	No. (C)	% (C / A)
EMPLOYEES						
1.	Permanent (D)	1215	1083	89.14	132	10.86
2.	Other than Permanent (E)	205	196	95.61	09	04.39
3.	**Total employees (D + E)**	1420	1279	90.07	141	09.93
WORKERS						
4.	Permanent (F)	501	499	99.60	02	00.40
5.	Other than Permanent (G)	2064	2038	98.74	26	01.26
6.	**Total workers (F + G)**	2565	2537	98.91	28	01.09

b. Differently abled Employees and workers:

S. No	Particulars	Total (A)	Male		Female	
			No. (B)	% (B / A)	No. (C)	% (C / A)
DIFFERENTLY ABLED EMPLOYEES						
1.	Permanent (D)	0	0	0.00	0	0.00
2.	Other than Permanent (E)	0	0	0.00	0	0.00
3.	**Total differently abled employees (D + E)**	0	0	0.00	0	0.00
DIFFERENTLY ABLED WORKERS						
4.	Permanent (F)	0	0	0.00	0	0.00
5.	Other than permanent (G)	0	0	0.00	0	0.00
6.	**Total differently abled workers (F + G)**	0	0	0.00	0	0.00

21. Participation/Inclusion/Representation of women

	Total (A)	No. and percentage of Females	
		No. (B)	% (B / A)
Board of Directors	10	01	10.00
Key Management Personnel*	06	00	0.00

*KMP includes 5 Director/Whole Time Director which are also Board Members.

22. Turnover rate for permanent employees and workers (in percent)

	FY 2025-26			FY 2024-25			FY 2023-24		
	Male	Female	Total	Male	Female	Total	Male	Female	Total
Permanent Employees	24.22	27.55	24.56	8.52	15.81	9.10	19.85	17.05	19.52
Permanent Workers	14.75	18.08	15.64	6.37	9.25	7.07	2.27	4.83	3.09

IV. Holding, Subsidiary and Associate Companies (including joint ventures)

23. (a) Names of holding / subsidiary / associate companies / joint ventures

S. No.	Name of the holding/ subsidiary/ associate companies/ joint ventures (A)	Indicate whether holding/ Subsidiary/ Associate/ Joint Venture	% of shares held by listed entity	Does the entity indicated at column A, participate in the Business Responsibility initiatives of the listed entity? (Yes/No)
1.	Technosoft Engineering Projects Limited	Subsidiary	84.02	No
2.	Techno Defence Private Limited	Subsidiary	70.00	No
3.	Technocraft Fashions Limited	Subsidiary	100.00	No
4.	Shivale Infra Products Private Limited	Subsidiary	100.00	No
5.	Technocraft Textiles Limited	Subsidiary	100.00	No
6.	Technocraft Formworks Private Limited	Subsidiary	100.00	No
7.	Technocraft Specialty Yarns Limited	Subsidiary	100.00	No
8.	Technocraft Tabla Formwork Systems Pvt Ltd.	Subsidiary	65.00	No
9.	Technocraft Extrusions Private Limited	Subsidiary	100.00	No
10.	BMS Industries Private Limited	Subsidiary	100.00	No

V. CSR Details

24. (i). Whether CSR is applicable as per section 135 of Companies Act, 2013: Yes
(ii). Turnover (in Cr.) – 2030.23
(iii). Net worth (in Cr.) – 1629.45

VI. Transparency and Disclosures Compliances

25. Complaints/Grievance on any of the principles (Principles 1 to 9) under the National Guidelines on Responsible Business Conduct:

Stakeholder group from whom complaint is received	Grievance Redressal Mechanism in Place (Yes/ No)	FY 2025-26			FY 2024-25		
	(If Yes, then provide web-link for grievance redress policy)	Number of complaints filed during the year	Number of complaints pending resolution at close of the year	Remarks	Number of complaints filed during the year	Number of complaints pending resolution at close of the year	Remarks
Communities	*Yes. The grievance can be raised on: https://technocraftgroup.com/ContactUs.aspx*	00	00	NA	00	00	NA
Investors (other than shareholders)	*Not Applicable*	00	00	NA	NA	NA	NA
Shareholders	*Yes. SEBI specified mechanism of SCORES is available at https://scores.gov.in Additionally, Shareholders can write to RTA & Stock Exchanges & to the Company at investor@ technocraftgroup.com*	01	00	The complaint was promptly resolved	03	00	The complaints were promptly resolved
Employees and workers	*Yes. The grievance can be raised on: https://technocraftgroup.com/ContactUs.aspx Additionally, HR can be approached for any grievances*	00	00	NA	00	00	NA
Customers	*Yes. The grievance can be raised on: https://technocraftgroup.com/ContactUs.aspx*	00	00	NA	34	00	The complaints were promptly resolved

Stakeholder group from whom complaint is received	Grievance Redressal Mechanism in Place (Yes/ No)	FY 2025-26			FY 2024-25		
Value Chain Partners	*Yes. The grievance can be raised on: https://technocraftgroup.com/ContactUs.aspx*	00	00	NA	00	00	NA

26. Overview of the entity's material responsible business conduct issues pertaining to environmental and social matters that present a risk or an opportunity to your business,

rationale for identifying the same, approach to adapt or mitigate the risk along-with its financial implications[1].

S.No.	Material issue identified	Indicate whether risk or opportunity (R/O)	Rationale for identifying the risk/ opportunity	In case of risk, approach to adapt or mitigate	Financial implications of the risk or opportunity (Indicate positive or negative implications)
1	Energy Management	Risk	The Company's manufacturing operations across its Drum, Pipe, Textile and Yarn divisions are energy intensive and rely significantly on grid electricity and fossil fuels such as coal, diesel and LPG. Rising energy prices, evolving climate regulations, carbon pricing mechanisms and increasing stakeholder expectations regarding energy efficiency and decarbonisation may increase operational costs and expose the Company to transition risks.	The Company is progressively improving energy efficiency across its operations through process optimisation, regular maintenance of energy-intensive equipment and increasing the adoption of renewable energy. During FY 2025–26, solar power was utilised at the Pipe/Shivale Division and Head Office, reducing dependence on grid electricity. The Company continues to evaluate opportunities to enhance renewable energy adoption and improve energy performance across its manufacturing facilities to mitigate long-term energy and climate-related risks.	Negative *There was no negative financial impact for the reporting year 2025-26
2	Workplace Health & Safety	Risk	Operating in the industrial machinery manufacturing sector inherently exposes the Company to occupational health and safety risks associated with heavy machinery, electrical systems, and moving equipment. If not effectively managed, these risks can lead to workplace accidents, regulatory non-compliance, legal liabilities, operational interruptions, and reputational damage, ultimately affecting the Company's financial performance. To mitigate these risks, the Company maintains a comprehensive occupational health and safety management framework encompassing hazard	At Technocraft Industries (India) Ltd., maintaining a safe and healthy workplace is fundamental to its operational excellence. Given the nature of its manufacturing operations, where employees routinely work with heavy machinery and industrial equipment, the Company places significant emphasis on proactive risk management and workplace safety. It has established comprehensive health and safety practices, including regular risk assessments, employee training, incident reporting mechanisms, and preventive safety controls to minimize workplace hazards. These	Negative *There was no negative financial impact for the reporting year 2025-26

[1] Material issues identified are referred from the Sustainability Accounting Standards Board (SASB) 2023-24 version. SASB Standards are maintained and enhanced by the International Sustainability Standards Board (ISSB). This follows the SASB's merger with the International Integrated Reporting Council (IIRC) into the Value Reporting Foundation (VRF) and subsequent consolidation into the IFRS® Foundation in 2022. The latest standards have been accessed at https://sasb.ifrs.org/ on 24th June, 2026 at 14:07 IST.

S.No.	Material issue identified	Indicate whether risk or opportunity (R/O)	Rationale for identifying the risk/ opportunity	In case of risk, approach to adapt or mitigate	Financial implications of the risk or opportunity (Indicate positive or negative implications)
			identification, risk assessments, incident reporting, preventive controls, and regular safety training. By fostering a strong safety culture and aligning its practices with applicable regulatory and international standards, the Company safeguards employee well-being, enhances operational efficiency, minimizes costs associated with workplace incidents, and strengthens long-term business resilience.	initiatives help safeguard employees, reduce operational disruptions and compliance risks, and promote a strong culture of safety. By prioritizing occupational health and safety, the Company enhances employee well-being, aligns with recognized industry standards, and reinforces its long-term operational resilience and sustainable business growth.	
3	Fuel Economy & Emissions in Use-phase	Risk	The assessment of fuel efficiency and emissions during the use phase of Technocraft Industries (India) Ltd.'s products identifies this as a key material sustainability consideration. As many industrial products and equipment rely on fossil fuel-based energy sources during operation, their use can contribute to greenhouse gas (GHG) emissions and other air pollutants, influencing environmental performance and compliance obligations. With increasingly stringent climate regulations and rising customer expectations for energy-efficient, low-emission solutions, improving product efficiency has become both a regulatory imperative and a competitive advantage. Failure to address these challenges may expose the Company to regulatory risks, increased compliance costs, reduced market competitiveness, and potential reputational impacts.	Technocraft Industries (India) Ltd. is committed to enhancing the energy efficiency and environmental performance of its products and operations. The Company continuously improves product design and manufacturing processes to reduce energy consumption and associated emissions during the use phase. Operational initiatives, such as the installation of Variable Frequency Drives (VFDs), boiler optimization, and improvements in energy intensity, contribute to greater resource efficiency and lower greenhouse gas (GHG) emissions. In addition, the Company is expanding its use of renewable energy through rooftop solar installations, helping to meet a portion of its electricity requirements with clean energy. Collectively, these initiatives support the Company's decarbonization efforts, improve operational efficiency, and promote more sustainable business practices.	Negative *There was no negative financial impact for the reporting year 2025-26

S.No.	Material issue identified	Indicate whether risk or opportunity (R/O)	Rationale for identifying the risk/ opportunity	In case of risk, approach to adapt or mitigate	Financial implications of the risk or opportunity (Indicate positive or negative implications)
4	Materials Sourcing	Risk	Material sourcing is a key sustainability and business consideration for Technocraft Industries (India) Ltd., given its reliance on critical raw materials required for manufacturing industrial products. The availability and pricing of these materials can be influenced by global supply chain constraints, geopolitical developments, and fluctuations in market demand. Dependence on limited or geographically concentrated sources may increase the risk of supply disruptions, cost volatility, and procurement challenges, potentially affecting production continuity and operational efficiency. Strengthening supply chain resilience through strategic sourcing, supplier diversification, and responsible procurement practices is therefore essential to mitigating these risks and ensuring long-term business continuity.	Technocraft Industries (India) Ltd. is committed to strengthening the resilience of its supply chain by reducing dependence on critical raw materials and enhancing sourcing flexibility. The Company actively evaluates alternative materials, where feasible, and diversifies its supplier network to mitigate procurement risks associated with supply constraints, geopolitical uncertainties, and price fluctuations. Through strategic sourcing and responsible procurement practices, the Company aims to ensure a stable supply of raw materials, improve supply chain continuity, and effectively manage cost volatility while supporting long-term operational resilience.	Negative *There was no negative financial impact for the reporting year 2025-26
5.	Remanufacturing design and services	Opportunity	The adoption of remanufacturing practices presents a significant opportunity for Technocraft Industries (India) Ltd. to enhance resource efficiency and advance its sustainability objectives. By refurbishing and reusing components from industrial machinery, the Company can reduce its reliance on virgin raw materials such as steel, aluminium, iron, and plastics, thereby improving material efficiency and lowering production costs. Remanufacturing also helps mitigate risks associated with raw material scarcity and price volatility while extending product lifecycles and minimizing waste generation. Additionally, it creates opportunities for new revenue streams through refurbished products and aftermarket services, supporting circular economy principles.	NA	Positive

S.No.	Material issue identified	Indicate whether risk or opportunity (R/O)	Rationale for identifying the risk/ opportunity	In case of risk, approach to adapt or mitigate	Financial implications of the risk or opportunity (Indicate positive or negative implications)
			Integrating remanufacturing into business operations enables the Company to strengthen its environmental performance, improve operational efficiency, and create long-term economic value in line with evolving global sustainability expectations.		

BRSR 2025 - 2026

Section - B

Management and Process Disclosures

"Section B requires disclosure of governance structures, policies, and management processes that enable the company to address business responsibility matters.

ESSENCE

This section focuses on the "how" the systems, mechanisms, and frameworks are in place.

Purpose

Demonstrates organizational commitment through formal governance structures and processes rather than just outcomes. Shows whether sustainability is embedded in management systems.

Disclosure Questions	P1	P2	P3	P4	P5	P6	P7	P8	P9
Policy and management processes									
1. a. Whether your entity's policy/ policies cover each principle and its core elements of the NGRBCs. (Yes/No)	Yes	Yes	Yes	Yes	Yes	Yes	Yes	Yes	Yes
b. Has the policy been approved by the Board? (Yes/No)	Yes	Yes	Yes	Yes	Yes	Yes	Yes	Yes	Yes
c. Web Link of the Policies, if available									

S.No.	Name of policy	Link to Policy	Which Principles each policies goes into
1	Whistle Blower Policy	https://www.technocraftgroup.com/wp-content/uploads/2024/07/Whistle-Blower-Policy.	P1
2	Code of Practice and Procedures for Fair Disclosure of UPSI	https://www.technocraftgroup.com/wp-content/uploads/2024/07/Code-Of-Practices-And-Procedures-For-Fair-Disclosure-Of-UPSI	P1
3	Policy on Board Diversity	Available on Intranet	P1
4	Anti-Money Laundering and Combating terrorism Policy	Available on Intranet	P1
5	Policy for determining "Material" Subsidiary Companies	https://www.technocraftgroup.com/wp-content/uploads/2024/07/Policy-For-Determining-Material-Subsidiary-Companies	P1
6	Archival Policy	https://www.technocraftgroup.com/wp-content/uploads/2024/07/Archival-Policy-TIIL	P1
7	Preservation Policy	https://www.technocraftgroup.com/wp-content/uploads/2024/07/Preservation-Policy-TIIL	P1, P9
8	Policy on Determination of Materiality[2]	https://www.technocraftgroup.com/wp-content/uploads/2024/07/Policy-on-Determination-of-Materiality-Reg.-30.pdf	P1
9	Policy on Related Party Transactions	https://www.technocraftgroup.com/wp-content/uploads/2024/07/Policy-On-Related-Party-Transactions	P1, P7
10	Code of Conduct for listed company for regulating, monitoring and reporting of Trading by Designated Person	https://www.technocraftgroup.com/wp-content/uploads/2024/07/Code-Of-Conduct-For-Trading-By-Designated-Person.pdfhttps://technocraftgroup.com/pdf/Code-Of-Conduct-For-Trading-By-Designated-Person	P1, P4, P7

[2] Amended in accordance with Regulation 23 of the SEBI (LODR) Regulations, as per the Third Amendment notified on 12th December 2024.

11	Anti-Bribery and Anti-Corruption Policy	Available on Intranet	P1, P7
12	Risk Management Policy	Available on Intranet	P1, P6
13	Code of Conduct of Board of Directors and Senior Management	https://www.technocraftgroup.com/wp-content/uploads/2024/07/Code-of-Conduct-BoD.pdf	P1, P4
14	Non-discrimination policy	Available on Intranet	P5
15	Supplier Code of Conduct	Available on Intranet	P2, P8
16	HR policy Manual	Available on Intranet	P3, P5
17	Dividend Distribution Policy	https://www.technocraftgroup.com/wp-content/uploads/2024/07/Dividend_Distribution_Policy_TIIL.pdfhttps://technocraftgroup.com/pdf/Dividend_	P4
18	Remuneration Policy for directors, KMP and other employee	https://www.technocraftgroup.com/wp-content/uploads/2024/07/Remuneration-Policy.pdfhttps://technocraftgroup.com/pdf/	P5
19	Corporate Social Responsibility (CSR) Policy	https://www.technocraftgroup.com/wp-content/uploads/2024/07/Corporate-Social-Responsibility-CSR-Policy.pdfhttps://technocraftgroup.com/pdf/Corporate-Social-Responsibility-(CSR)-Policy.pdf	P4, P8
20	Grievance Redressal Policy	Available on Intranet	P3, P5
21	Child Labour	Available on Intranet	P5
22	Prevention of Sexual Harassment Policy	Available on Intranet	P5
23	Cyber Security and Data Privacy Policy	Available on Intranet	P9
24	Working hours policy	Available on Intranet	P3
25	Policy on Health and Safety principles	Available on Intranet	P3
26	Policy on Prohibition of force/bonded labour	Available on Intranet	P5
27	Employee Grievance redressal Policy	Available on Intranet	P1, P3, P5

2. Whether the entity has translated the policy into procedures. (Yes / No)	Yes	Yes	Yes	Yes	Yes	Yes	Yes	Yes	Yes
3. Do the enlisted policies extend to your value chain partners? (Yes/No)	No								
4. Name of the national and international codes/certifications/labels/ standards (e.g. Forest Stewardship Council, Fairtrade, Rainforest Alliance, Trustea) standards (e.g. SA 8000, OHSAS, ISO, BIS) adopted by your entity and mapped to each principle.	The Company has following certifications: ***1. Textile Division*** **a. Murbad** • ISO 9001:2015 – Quality Management System • ISO 14001:2015 – Environmental Management System • ISO 45001:2018 – Occupational Health & Safety • Supplier Ethical Data Exchange (SEDEX) • Global Organic Textile Standard (GOTS) • Covers Organic and Non Organic Textile Certificate (OEKO TEX) • Higg Facility Environmental Module (HIGG – FEM) **b. Amravati** • ISO 9001:2015 – Quality Management System • ISO 14001:2015 – Environmental Management System • ISO 45001:2018 – Occupational Health & Safety • Global Organic Textile Standard (GOTS) • Covers Organic and Non Organic Textile Certificate (OEKO TEX) • Better Cotton Initiative (BCI) • Organic Content Standard (OCS) ***2. Drum Division*** ***a. Murbad*** • ISO 9001:2015 – Quality Management System • ISO 14001:2015 – Environmental Management System • ISO 45001:2018 – Occupational Health & Safety • Certificate of Approval of Japanese Industrial Standards (CEIN15001) ***3. Pipe Division*** ***a. Murbad*** • ISO 9001:2015 – Quality Management System • EN 1090-2:2018 & EN 1090-2:2019 – Welding Certificate • ISO 3834-2:2021 - Manufacture of Scaffolds and their accessories								
5. Specific commitments, goals and targets set by the entity with defined timelines, if any.	As a responsible corporate entity and global citizen, the Company recognizes the importance of adopting innovative and forward-looking practices to support sustainable development. We acknowledge that sustainability is fundamental not only to the long-term resilience and growth of our business, but also to the protection of environmental and social well-being. In view of the scale and impact of our operations, the Company is committed to leveraging its capabilities to generate positive environmental and social outcomes. Our sustainability approach is guided by a clear vision to define measurable and actionable goals and to consistently track and achieve progress across key Environmental, Social, and Governance (ESG) parameters. Through these efforts, the Company seeks to create long-term value for its stakeholders while contributing to a more sustainable, inclusive, and resilient future.								
6. Performance of the entity against the specific commitments, goals and targets along-with reasons in case the same are not met.									
Governance, leadership and oversight									

7. Statement by director responsible for the business responsibility report, highlighting ESG related challenges, targets and achievements *The ongoing transition toward more sustainable lifestyles is increasingly influencing consumer preferences and reshaping industry dynamics, including those relevant to the Company. In a competitive business environment, the development and adoption of innovative products necessitate continuous improvements in quality, alongside a focused approach to minimizing environmental impact, particularly carbon emissions. While financial performance remains a key priority, non-financial aspects such as environmental stewardship and social responsibility have become integral to achieving balanced and sustainable business growth.* *This evolving landscape underscores the importance of systematically integrating Environmental, Social, and Governance (ESG) principles into business operations and decision-making processes, thereby embedding sustainability across the Company's strategic framework.* *Going forward, the Company remains committed to strengthening its sustainability initiatives by undertaking measures to reduce emissions, improve resource efficiency, optimize operational performance, and promote energy conservation. In addition, the Company plans to leverage digital transformation to enhance existing practices, support data-driven decision-making, and create long-term value through responsible and innovative business practices.* ***– Dr. Sharad Kumar Saraf***	
8. Details of the highest authority responsible for implementation and oversight of the Business Responsibility policy (ies).	Dr. Sharad Kumar Saraf, DIN: 00035843, Managing Director
9. Does the entity have a specified Committee of the Board/ Director responsible for decision making on sustainability related issues? (Yes / No). If yes, provide details.	At present, sustainability-related matters are deliberated and decided upon by the Board of Directors, the Risk Management Committee, and/or the Audit Committee, as applicable.

10. Details of Review of NGRBCs by the Company:																			
Subject for Review	**Indicate whether review was under taken by Director / Committee of the Board/ Any other Committee**									**Frequency (Annually/ Half yearly/ Quarterly/ Any other – please specify)**									
	P1	**P2**	**P3**	**P4**	**P5**	**P6**	**P7**	**P8**	**P9**	**P1**	**P2**	**P3**	**P4**	**P5**	**P6**	**P7**	**P8**	**P9**	
Performance against above policies and follow up action	The Board of Directors, supported by relevant committees including the Nomination and Remuneration Committee, the Risk Management Committee, and the Audit Committee, oversees the implementation of key policies. These bodies periodically review the effectiveness of such policies, assess their alignment with regulatory requirements and organizational objectives, and undertake appropriate follow-up actions, as required.									***Annually, or as required***									
Compliance with statutory requirements of relevance to the principles, and, rectification of any non-compliances	The Company has not reported any instances of material non-compliance. Any operational issues identified are promptly addressed to ensure uninterrupted business operations. Responsibility for compliance rests with the respective department heads, who oversee adherence to all applicable statutory requirements and internal									***Quarterly, or as required***									

	corporate policies within their areas of operation.	

	P 1	P 2	P 3	P 4	P 5	P 6	P 7	P 8	P 9
11. Has the entity carried out independent assessment/ evaluation of the working of its policies by an external agency? (Yes/No). If yes, provide name of the agency.	Yes. Dhir & Dhir Associates, an eminent legal firm, conducted an evaluation to assess the implementation and effectiveness of the Company's policies, with a primary focus on the efficacy of policy execution. In addition, the policies are subject to periodic review and revision by the respective department heads and business heads, with subsequent approval from the management and/or the Board of Directors.								

12. If answer to question (1) above is "No" i.e. not all Principles are covered by a policy, reasons to be stated:

Questions	P 1	P 2	P 3	P 4	P 5	P 6	P 7	P 8	P 9
The entity does not consider the Principles material to its business (Yes/No)	N/A								
The entity is not at a stage where it is in a position to formulate and implement the policies on specified principles (Yes/No)									
The entity does not have the financial or/human and technical resources available for the task (Yes/No)									
It is planned to be done in the next financial year (Yes/No)									

Principle – 1

Ethics, Transparency & Accountability

> **Businesses should conduct and govern themselves with integrity, and in a manner that is Ethical, Transparent and Accountable**

HIGHLIGHT

Disclosures on ethical business conduct, anti-corruption measures, transparency in operations, and organizational accountability.

Core Question

Are we conducting business ethically and with transparency?

PRINCIPLE 1: Businesses should conduct and govern themselves with integrity, and in a manner that is Ethical, Transparent and Accountable.

Essential Indicators

1. **Percentage coverage by training and awareness programmes on any of the Principles during the financial year:**

Segment	Total Number of training and awareness programmes held	Topics/ principles covered under the training and its impact	% age of persons in respective category covered by the awareness programmes
Board of Directors	4	The Board of Directors, along with its committees, reviewed key topics and principles during the year, including business operations, regulatory developments, CSR initiatives, and governance matters, which helped strengthen informed oversight and effective decision-making.	100
Key Managerial Personnel	4	The Company organised trainings for employees on prevention of sexual harassment (POSH), insider trading compliance, and mediclaim & accidental insurance coverage.	100
Employees other than BoD and KMPs	228	During the year, the training program covered a broad range of topics: fire, chemical, machine and electrical safety, and general workplace safety; environmental issues such as waste management and energy conservation; health topics including first aid and hygiene (with emphasis on women's health) and overall safety awareness; compliance areas like human rights, grievance redressal, and child labour policies with clarified roles and responsibilities; technical and operational skills for quality, production improvement, and process efficiency; and behavioural skills, cybersecurity, IMS, and Microsoft tools.	<80
Workers	642		**<80**

2. **Details of fines / penalties /punishment/ award/ compounding fees/ settlement amount paid in proceedings (by the entity or by directors / KMPs) with regulators/ law enforcement agencies/ judicial institutions, in the financial year *(basis the materiality as specified in Regulation 30 of SEBI (Listing Obligations and Disclosure Obligations) Regulations, 2015 and as disclosed on the entity's website)***

Monetary					
	NGRBC Principle	**Name of the regulatory/ enforcement agencies/ judicial institutions**	**Amount (in INR)**	**Brief of the Case**	**Has an appeal been preferred? (Yes/No)**
Penalty/Fine					
Settlement					

Compounding Fee	During the financial year, none of the Directors or Key Managerial Personnel (KMPs) triggered the thresholds under the materiality policy, and accordingly, no fines, penalties, punishments, awards, compounding fees, or settlement amounts were paid.
Non-Monetary	
Imprisonment	During the financial year, none of the Directors or Key Managerial Personnel (KMPs) triggered the thresholds under the materiality policy, and accordingly, no fines, penalties, punishments, awards, compounding fees, or settlement amounts were paid.
Punishment	

Note: In line with the SEBI LODR (Third Amendment) dated 12th December 2024, the Company has adopted the revised materiality threshold for fines and penalties, as prescribed under Regulation XXXVIII(i)(a)(6), in its Materiality Policy.

3. Of the instances disclosed in Question 2 above, details of the Appeal/ Revision preferred in cases where monetary or non-monetary action has been appealed.

Case Details	Name of the regulatory/enforcement agencies/judicial institutions
Nil	Nil

4. Does the entity have an anti-corruption or anti-bribery policy? If yes, provide details in brief and if available, provide a web-link to the policy.

Yes. The Company is committed to conducting its business operations with the highest standards of integrity and in full compliance with all applicable laws and regulations. This commitment is articulated through the Company's Code of Business Conduct and Ethics, which requires all employees, officers, and representatives to comply with Company policies and legal requirements.

In furtherance of this commitment, the Company has implemented a comprehensive Anti-Bribery and Anti-Corruption (ABAC) Policy, which is communicated and made accessible to all employees through internal platforms. The policy sets out clear principles and expectations to prevent bribery and corruption in any form, thereby reinforcing the Company's emphasis on ethical, transparent, and responsible business conduct.

5. Number of Directors/KMPs/employees/workers against whom disciplinary action was taken by any law enforcement agency for the charges of bribery/ corruption:

	FY 2025-26	FY 2024-25
Directors	No disciplinary action was initiated by any law enforcement authority in relation to charges of bribery or corruption against any of the Company's Directors, Key Managerial Personnel (KMPs), employees, or workers.	
KMPs		
Employees		
Workers		

6. Details of complaints with regard to conflict of interest:

	FY 2025-26		FY 2024-25	
	Number	**Remarks**	**Number**	**Remarks**
Number of complaints received in relation to issues of conflict of interest of the Directors	NIL		NIL	
Number of complaints received in relation to issues of Conflict of Interest of the KMPs				

7. Provide details of any corrective action taken or underway on issues related to fines / penalties/ action taken by regulators/ law enforcement agencies/ judicial institutions, on cases of corruption and conflicts of interest.

During the reporting year, no instances of corruption or conflicts of interest arose that necessitated intervention by regulators, law enforcement authorities, or judicial bodies.

8. Number of days of accounts payables ((Accounts payable *365) / Cost of goods/services procured) in the following format[3]:

	FY 2025-26	FY 2024-25
Number of days of accounts payables	31.83	33.07

9. Open-ness of Business
Provide details of concentration of purchases and sales with trading houses, dealers and related parties along-with loans and advances & investments, with related parties, in the following format[4]:

Parameter	Metrics	FY 2025-26	FY 2024-25
Concentration of Purchases	**a. Purchases from Trading houses as % of total purchases**	NIL	NIL
	b. Number of trading houses where purchases and made from	NIL	NIL
	c. Purchases from top 10 trading houses as % of total purchases from trading houses	NIL	NIL
Concentration of Sales	**a. Sales to dealers/distributors as % of total sales**	NIL	NIL
	b. Number of dealers/distributors to whom sales are made	NIL	NIL
	c. Sales to top 10 dealers/distributors as % of total sales to dealers/distributors	NIL	NIL
Share of RPTs in	**a. Purchases (Purchases with related parties/Total Purchases)**	35.38	11.88
	b. Sales (Sales to related parties/Total Sales)	22.11	26.85
	c. Loans & advances (Loans & advances given to related parties/Total loans & advances)	98.71	98.87
	d. Investments (Investments in related parties/Total Investments made)	51.16	50.96

Leadership Indicators

1. Awareness programmes conducted for value chain partners on any of the Principles during the financial year:

Total number of awareness programmes held	Topic/principles covered under the training	% age of value chain partners covered (by value of business done with such partners) that were assessed

[3] The above calculations are in accordance with Part B, Attribute 9 of the Industry Standards Note (December 2024) on the Business Responsibility and Sustainability Report (BRSR) Core, jointly issued by ASSOCHAM, CII, and FICCI, pursuant to Regulation 34(2) of the SEBI (LODR) Regulations, 2015, and as per SEBI Circular No. SEBI/HO/CFD/CFD-SEC-2/P/CIR/2023/122.

[4] The above calculations are in accordance with Part B, Attribute 9 of the Industry Standards Note (December 2024) on the Business Responsibility and Sustainability Report (BRSR) Core, jointly issued by ASSOCHAM, CII, and FICCI, pursuant to Regulation 34(2) of the SEBI (LODR) Regulations, 2015, and as per SEBI Circular No. SEBI/HO/CFD/CFD-SEC-2/P/CIR/2023/122.

The Company's ethics policies have been communicated to all value partners via email. However, no formal awareness or training programs were conducted during the reporting period.

2. Does the entity have processes in place to avoid/ manage conflict of interests involving members of the Board? (Yes/No). If Yes, provide details of the same.

The Company has established a comprehensive framework to identify and manage conflicts of interest, in alignment with the Code of Conduct for Directors and Senior Management. The policies outline clear procedures to address both actual and potential conflicts. As part of this process, Board members are required to declare any personal or financial interests that could affect their judgment or decision-making responsibilities..

For more details, please refer to the following link: https://www.technocraftgroup.com/wp-content/uploads/2024/07/Code-of-Conduct-BoD.pdf

Principle – 2

Safe & Sustainable Products / Services

> **Businesses should provide goods and services in a manner that is sustainable and safe**

HIGHLIGHT

Disclosures related to product lifecycle impacts, sustainable sourcing, eco-labeling, product safety, and end-of-life management.

Core Question

Are our products/services safe and sustainable throughout their lifecycle?

PRINCIPLE 2: Businesses should provide goods and services in a manner that is sustainable and safe

Essential Indicators

1. **Percentage of R&D and capital expenditure (capex) investments in specific technologies to improve the environmental and social impacts of product and processes to total R&D and capex investments made by the entity, respectively.**

	2025-26	2024-25	Details of Improvements in environmental and social impacts
R&D	0.00	0.00	Nil
Capex	0.00	0.00	Nil

*Note: R&D and capital expenditure (capex) investments in specific technologies to improve the environmental and social impacts of product and processes is not separately monitored for both the reporting years. Hence, the data is not quantifiable.

2. **a. Does the entity have procedures in place for sustainable sourcing? (Yes/No)**

Yes, the Company engages only with vendors who comply with all applicable statutory regulations, and their performance is evaluated with consideration for both environmental and social impact.

b. If yes, what percentage of inputs were sourced sustainably?

While the Company has not yet carried out a formal assessment to quantify the exact percentage of sustainably sourced materials, it intends to establish a mechanism for such evaluation in the future. The Company remains committed to procuring raw materials in the most sustainable manner feasible

3. **Describe the processes in place to safely reclaim your products for reusing, recycling and disposing at the end of life, for (a) Plastics (including packaging) (b) E-waste (c) Hazardous waste and (d) other waste.**

In line with Leadership Indicator 4, certain plastic packaging is reused; however, the Company does not currently reclaim its products. Disposal of other plastic waste, e-waste, and hazardous materials is managed through engagement with authorized third-party service providers.

4. **Whether Extended Producer Responsibility (EPR) is applicable to the entity's activities (Yes / No). If yes, whether the waste collection plan is in line with the Extended Producer Responsibility (EPR) plan submitted to Pollution Control Boards? If not, provide steps taken to address the same.**

Extended Producer Responsibility (EPR) regulations are not applicable to the Company.

Leadership Indicators

1. **Has the entity conducted Life Cycle Perspective / Assessments (LCA) for any of its products (for manufacturing industry) or for its services (for service industry)? If yes, provide details in the following format?**

NIC Code	Name of Product/Service	% of total Turnover Contributed	Boundary for which the Life Cycle Perspective / Assessment was conducted	Whether conducted by independent external agency (Yes/No)	Results communicated in public domain (Yes/No) If yes, provide the web-link.
Nil.					

2. **If there are any significant social or environmental concerns and/or risks arising from production or disposal of your products / services, as identified in the Life Cycle Perspective / Assessments (LCA) or through any other means, briefly describe the same along-with action taken to mitigate the same.**

Name of Product/ Service	Description of the risk/ concern	Action Taken
Nil		

3. **Percentage of recycled or reused input material to total material (by value) used in production (for manufacturing industry) or providing services (for service industry).**

Indicate input material	Recycled or re-used input material to total material	
	FY 2025-26	**FY 2024-25**
Recycled Fiber	Not ascertainable	Not ascertainable
Cotton Noil Waste	Not ascertainable	Not ascertainable

4. **Of the products and packaging reclaimed at end of life of products, amount (in metric tonnes) reused, recycled, and safely disposed, as per the following format:**

	FY 2025-26			FY 2024-25		
	Re-Used	**Recycled**	**Safely Disposed**	**Re-Used**	**Recycled**	**Safely Disposed**
Plastics (including packaging)	Not Applicable			Not Applicable		
E-waste						
Hazardous Waste						
Other waste						

5. **Reclaimed products and their packaging materials (as percentage of products sold) for each product category**

Indicate product category	Reclaimed products and their packaging materials (as percentage of products sold) for each product category
Not Applicable	

Principle – 3

Employee Well-being

> **Businesses should respect and promote the well-being of all employees, including those in their value chains**

HIGHLIGHT

Disclosures on workforce welfare, health & safety, training & development, and fair employment practices.

Core Question

Are we ensuring the well-being, safety, and development of our people?

PRINCIPLE 3: Businesses should respect and promote the well-being of all employees, including those in their value chains

Essential Indicators

1. a. Details of measures for the well-being of employees:

	% of employees covered by										
	Total (A)	Health Insurance		Accident Insurance		Maternity Benefits		Paternity Benefits		Day Care facilities	
		Number (B)	% (B/A)	Number (C)	% (C/A)	Number (D)	% (D/A)	Number (E)	% (E/A)	Number (F)	% (F/A)
Permanent Employees											
Male	1083	584	53.92	1083	100.00	00	0.00	00	0.00	00	0.00
Female	132	113	85.60	132	100.00	132	100.00	00	0.00	00	0.00
Total*	1215	697	57.36	1215	100.00	132	100.00	00	0.00	00	0.00
Other than Permanent Employees											
Male	196	196	100.00	196	100.00	00	0.00	00	0.00	00	0.00
Female	09	09	100.00	09	100.00	00	0.00	00	0.00	00	0.00
Total	205	205	100.00	205	100.00	00	100.00	00	0.00	00	0.00

* Percentage of (D) – Maternity benefit is calculated as 100% as per FAQs on BRSR issued by NSE dt. May 10, 2024

b. Details of measures for the well-being of workers:

	% of Workers covered by										
	Total (A)	Health Insurance		Accident Insurance		Maternity Benefits		Paternity Benefits		Day Care facilities	
		Number (B)	% (B/A)	Number (C)	% (C/A)	Number (D)	% (D/A)	Number (E)	% (E/A)	Number (F)	% (F/A)
Permanent Workers											
Male	499	499	100	53	10.62	00	0.00	00	0.00	00	0.00
Female	02	02	100	0	0.00	02	100.00	00	0.00	00	0.00
Total	501	501	100	53	10.57	02	100.00	00	0.00	00	0.00
Other than Permanent Workers											
Male	2038	00	0.00	1340	65.75	00	0.00	00	0.00	00	0.00
Female	26	00	0.00	00	0.00	00	0.00	00	0.00	00	0.00
Total*	2064	00	0.00	1340	64.92	00	0.00	00	0.00	00	0.00

* Percentage of (D) – Maternity benefit is calculated as 100% as per FAQs on BRSR issued by NSE dt. May 10, 2024

c. Spending on measures towards well-being of employees and workers (including permanent and other than permanent) in the following format[5]:

	FY 2025-26	FY 2024-25
Cost incurred on well-being measures as a % of total revenue of the company	0.22	0.031

2. Details of retirement benefits, for Current FY and Previous Financial Year.

[5] The above calculations are in accordance with Part B, Attribute 5 of the Industry Standards Note (December 2024) on the Business Responsibility and Sustainability Report (BRSR) Core, jointly issued by ASSOCHAM, CII, and FICCI, pursuant to Regulation 34(2) of the SEBI (LODR) Regulations, 2015, and as per SEBI Circular No. SEBI/HO/CFD/CFD-SEC-2/P/CIR/2023/122.

Benefits	FY 2025-26			FY 2024-25		
	No. of employees covered as a % of total employees	No. of workers covered as a % of total workers	Deducted and deposited with the authority (Y/N/N.A.)	No. of employees covered as a % of total employees	No. of workers covered as a % of total workers	Deducted and deposited with the authority (Y/N/N.A.)
PF	90.06	96.38	Y	85.06	95.45	Y
Gratuity	90.35	11.23	N.A	95.35	12.72	N.A
ESI	07.14	80.28	Y	12.24	85.35	Y

3. Accessibility of workplaces

Are the premises / offices of the entity accessible to differently abled employees and workers, as per the requirements of the Rights of Persons with Disabilities Act, 2016? If not, whether any steps are being taken by the entity in this regard

Yes, the Company has implemented the required accessibility measures. The premises feature ramps, lifts, and wheelchair-accessible entrances to facilitate convenient access for persons with disabilities.

4. Does the entity have an equal opportunity policy as per the Rights of Persons with Disabilities Act, 2016? If so, provide a web-link to the policy.

The Company is committed to the principle of equal opportunity and strives to maintain a workplace free from discrimination based on age, gender, caste, race, or color. Although a formal equal opportunity policy has not yet been established, the Company plans to develop and implement such a policy in the near future.

5. Return to work and Retention rates of permanent employees and workers that took parental leave.

	Permanent Employees		Permanent workers	
Gender	**Return to work rate**	**Retention rate**	**Return to work rate**	**Retention rate**
Male	NA	NA	NA	NA
Female	Nil	Nil	Nil	Nil
Total	Nil	Nil	Nil	Nil

Note: None of our employees/workers were on a maternity leave in the years considered for this disclosure.

6. Is there a mechanism available to receive and redress grievances for the following categories of employees and worker? If yes, give details of the mechanism in brief.

	Yes/No (If Yes, then give details of the mechanism in brief)
Permanent Workers	Yes, employees and workers can raise their concerns with their respective department heads, the HR head, or through the Company's Works Committee and Grievance Committee. Additionally, an Internal Complaints Committee has been constituted in accordance with the provisions of the POSH Act to address complaints related to sexual harassment.
Other than Permanent Workers	
Permanent Employees	
Other than Permanent Employees	

7. Membership of employees and worker in association(s) or Unions recognized by the listed entity:

Category	FY 2025-26			FY 2024-25		
	Total employees / workers in respective category (A)	No. of employees/ workers in respective category, who are part of association(s) or Union (B)	% (B / A)	Total employees / workers in respective category (C)	No. of employees/ workers in respective category, who are part of association(s) or Union (D)	% (D / C)
Total Permanent Employees	1215	237	19.50	1225	109	8.90
Male	1083	232	21.42	1126	101	8.97
Female	132	05	03.78	99	8	8.08
Total Permanent Worker	501	499	99.60	445	235	52.81
Male	499	499	100.00	357	231	64.71
Female	02	00	0.00	88	4	4.55

8. Details of training given to employees and workers:

	FY 2025-26					FY 2024-25				
	Total (A)	On Health and Safety measures		On Skill upgradation		Total (D)	On Health and Safety measures		On Skill upgradation	
		No. (B)	% (B/A)	No. (C)	% (C/A)		No. (E)	% (E/D)	No. (F)	% (F/D)
Employees										
Male	1083	1083	100.00	584	53.92	1126	824	73.18	403	35.79
Female	132	132	100.00	113	85.60	99	37	37.37	70	70.71
Total	1215	1215	100.00	697	57.37	1225	861	70.29	473	38.61
Male	499	499	100.00	105	20.95	2326	2326	100.00	189	8.13
Female	02	02	100.00	00	0.00	111	91	81.98	84	75.68
Total	501	501	100.00	105	20.95	2437	2417	99.18	273	11.20

9. Details of performance and career development reviews of employees and worker:

Category	FY 2025-26			FY 2024-25		
	Total (A)	No. (B)	% (B/A)	Total (C)	No. (D)	% (D/C)
Employees						
Male	1083	1083	100.00	1126	613	54.44
Female	132	132	100.00	99	73	73.74
Total	1215	1215	100.00	1225	686	56.00
Workers						
Male	499	499	100.00	2326	88	3.78
Female	02	00	0.00	111	0	0.00
Total	501	499	99.60	2437	88	3.61

Note: The percentage only reflects the number of Employees that were in the appraisal cycle in the financial year.

10. Health and safety management system:

a. Whether an occupational health and safety management system has been implemented by the entity? (Yes/ No). If yes, the coverage such system?

Yes, the Company is dedicated to minimizing workplace risks and promoting a safe and secure working environment. With a strong focus on occupational health and safety, it proactively identifies and mitigates potential hazards. The Company holds ISO 45001:2015 certification for Occupational Health and Safety Management Systems from TUV for its Murbad, Amravati, and Drum units, demonstrating compliance with all applicable standards and regulatory requirements.

b. What are the processes used to identify work-related hazards and assess risks on a routine and non-routine basis by the entity?

The Company holds monthly review meetings, chaired by Key Management Personnel (KMPs), to identify and promptly address work-related hazards and concerns. Additionally, a structured Hazard Identification and Risk Assessment (HIRA) system has been implemented to systematically evaluate potential risks and ensure their mitigation in accordance with established procedures.

c. Whether you have processes for workers to report the work-related hazards and to remove themselves from such risks. (Y/N)

Yes, the Company has established a comprehensive Hazard Identification and Risk Assessment (HIRA) system. Employees are trained to recognize workplace hazards and report emergencies promptly. The system involves identifying and mapping hazards specific to each operational zone and activity, and defining precautionary measures to ensure effective risk mitigation and maintain workplace safety.

d. Do the employees/ worker of the entity have access to non-occupational medical and healthcare services? (Yes/ No)

Yes, the Company has partnered with a local hospital to provide healthcare services to its employees and workers. Additionally, annual health check-ups are conducted to monitor and support the well-being of all personnel.

11. Details of safety related incidents, in the following format:

Safety Incident/Number	Category	FY 2025-26	FY 2024-25
Lost Time Injury Frequency Rate (LTIFR) (per one million-person hours worked)	Employees	00	00
	Workers	00	00
Total recordable work-related injuries	Employees	00	00
	Workers	00	00
No. of fatalities	Employees	00	00
	Workers	00	00
High consequence work-related injury or ill-health (excluding fatalities)	Employees	00	00
	Workers	00	00

12. Describe the measures taken by the entity to ensure a safe and healthy work place.

The Company provides Personal Protective Equipment (PPE) to employees to reduce exposure to workplace hazards that could lead to serious injuries or illnesses. Furthermore, regular machine audits are conducted to proactively improve safety measures and maintain a secure working environment.

13. Number of Complaints on the following made by employees and workers:

	FY 2025-26			FY 2024-25		
	Filed during the year	Pending resolution at the end of year	Remarks	Filed during the year	Pending resolution at the end of year	Remarks
Working Conditions	05	Nil	The Complaints were resolved promptly	No complaints of this nature were reported or identified during the reporting year.		
Health & Safety	03	Nil	The Complaints were resolved promptly			

14. Assessments for the year:

	% of your plants and offices that were assessed (by entity or statutory authorities or third parties)
Health and safety practices	**100.00**
Working Conditions	100.00

15. Provide details of any corrective action taken or underway to address safety-related incidents (if any) and on significant risks / concerns arising from assessments of health & safety practices and working conditions.

No such incidents were reported or identified during the reporting year.

Leadership Indicators

1. **Does the entity extend any life insurance or any compensatory package in the event of death of (A) Employees (Y/N) (B) Workers (Y/N).**

   Yes, the Company's workforce, below the statutory threshold, is covered under the Employee State Insurance Corporation (ESIC). For employees and workers not covered under ESIC, the Company provides accident and medical insurance. In the event of a fatality, the Company follows the workmen's compensation provisions as mandated by law.

2. **Provide the measures undertaken by the entity to ensure that statutory dues have been deducted and deposited by the value chain partners.**

   The Company monitors and reconciles TDS deducted and deposited by its customers (value chain partners). All contractors are required to submit the necessary statutory documentation, and as contractees, the Company ensures compliance with Provident Fund (PF) and ESIC obligations by following a defined process to verify adherence to these statutory requirements.

3. **Provide the number of employees / workers having suffered high consequence work- related injury / ill-health / fatalities (as reported in Q11 of Essential Indicators above), who have been are rehabilitated and placed in suitable employment or whose family members have been placed in suitable employment:**

	Total no. of affected employees/workers		No. of employees/workers that are rehabilitated and placed in suitable employment or whose family members have been placed in suitable employment	
	FY 2025-26	**FY 2024-25**	**FY 2025-26**	**FY 2024-25**
Employees	Nil	Nil	Nil	Nil
Workers				

4. **Does the entity provide transition assistance programs to facilitate continued employability and the management of career endings resulting from retirement or termination of employment? (Yes/ No)**

   The Company did not implement any such programs during the reporting period.

5. **Details on assessment of value chain partners:**

	% of value chain partners (by value of business done with such partners) that were assessed
Health and safety practices	Nil
Working Conditions	Nil

6. **Provide details of any corrective actions taken or underway to address significant risks / concerns arising from assessments of health and safety practices and working conditions of value chain partners.**

   Not Applicable.

Principle - 4

Stakeholder Engagement

> **"Businesses should respect the interests of and be responsive to all its stakeholders**

HIGHLIGHT

Disclosures on engagement with and responsiveness to all stakeholders beyond shareholders (communities, customers, suppliers, employees, etc.).

Core Question

Are we engaging meaningfully with all stakeholders and addressing their concerns?

PRINCIPLE 4: Businesses should respect the interests of and be responsive to all its stakeholders

Essential Indicators

1. **Describe the processes for identifying key stakeholder groups of the entity.**

The Company identifies its principal stakeholders as those individuals, groups, and institutions that play a meaningful role in supporting and influencing its operations. Through a structured stakeholder identification and mapping exercise, the Company has recognized key stakeholder groups, including shareholders, employees, workers, and customers. Acknowledging the critical role these stakeholders play in advancing its sustainability objectives, the Company remains committed to maintaining constructive engagement and collaboration with them to support long-term business value and organizational success.

2. **List stakeholder groups identified as key for your entity and the frequency of engagement with each stakeholder group.**

Stakeholder Group	Whether identified as Vulnerable & Marginalized Group (Yes/No)	Channels of Communication (Email, SMS, Newspaper, Pamphlets, Advertisement, Community, Meetings, Notice Board, Website, Other)	Frequency of engagement (Annually/ Half yearly/ Quarterly/ others – please specify)	Purpose and scope of engagement including key topics and concerns raised during such engagement
Customers	No	Email / SMS	Monthly/ Quarterly/ Periodically need basis (at sales/ service times)	Product related information
Government/ Competent Authorities	No	Through returns / filings / submissions etc.	Periodically	For completing statutory compliance requirements
Employees	No	Email/ Meetings/ Newspaper publications	Annually	Financial results & statutory matters; Communication about business details
Suppliers	No	In person/ Email/ SMS/ meetings/ Notice Board/ HR Portal	Continued engagement/ Daily/ Monthly/ Need basis	Employee connect session/ Health and Wellness
Investors & funders	No	Email/ Calls, Meetings	Monthly/ Need basis	Follow up w.r.t order delivery and other deliverables
Communities	Yes	Email, Meetings	Periodically	Business Operations

Leadership Indicators

1. **Provide the processes for consultation between stakeholders and the Board on economic, environmental, and social topics or if consultation is delegated, how is feedback from such consultations provided to the Board.**

   The Company regularly engages with its stakeholders through meetings to deliberate on various aspects of its operations and to address governance, social, and environmental matters. To support a comprehensive assessment and informed decision-making, the Company also engages external consultants. The findings and analysis arising from these engagements are reviewed by management and, where required, presented to the Board for consideration.

2. **Whether stakeholder consultation is used to support the identification and management of environmental, and social topics (Yes / No). If so, provide details of instances as to how the inputs received from stakeholders on these topics were incorporated into policies and activities of the entity.**

   Yes, the Board provides strategic guidance to management on the actions required in relation to the specified matters and advises on incorporating such actions into existing policies or formulating new policies, as appropriate, based on deliberations between the Board and management.

3. **Provide details of instances of engagement with, and actions taken to, address the concerns of vulnerable/ marginalized stakeholder groups.**

   No incidents were identified during the reporting period.

Principle - 5

Human Rights

> **"Businesses should respect and promote human rights**

HIGHLIGHT

Disclosures on respect for and promotion of human rights across operations and value chain.

Core Question

Are we respecting and upholding human rights in our operations and supply chain?

PRINCIPLE 5: Businesses should respect and promote human rights

Essentials Indicators

1. **Employees and workers who have been provided training on human rights issues and policy(ies) of the entity, in the following format:**

Category	FY 2025-26			FY 2024-25		
	Total (A)	No. of employees/ workers covered (B)	% (B/A)	Total (C)	No. of employees/ workers covered (D)	% (D/C)
Employees						
Permanent	1215	1215	100.00	1225	1225	100.00
Other than permanent	205	205	100.00	0	0	0.00
Total Employees	1420	1420	100.00	1225	1225	100.00
Workers						
Permanent	501	400	79.84	445	445	100.00
Other than permanent	2064	1736	84.10	1992	1992	100.00
Total Workers	2565	2136	83.27	2437	2437	100.00

2. **Details of minimum wages paid to employees and workers, in the following format:**

Category	FY 2025-26					FY 2024-25				
	Total (A)	Equal to Minimum Wage		More than Minimum Wage		Total (D)	Equal to Minimum Wage		More than Minimum Wage	
		No. (B)	% (B/A)	No. (C)	% (C/A)		No. (E)	% (E/D)	No. (F)	% (F/D)
Employees										
Permanent	1215	440	36.22	775	63.78	1225	0	0.00	1225	100.00
Male	1083	342	31.57	741	68.43	1126	0	0.00	1126	100.00
Female	132	445	74.24	34	25.76	99	0	0.00	99	100.00
Other than Permanent	205	11	05.36	194	94.64	0	0	0.00	0	0.00
Male	196	10	05.11	186	94.89	0	0	0.00	0	0.00
Female	09	01	11.11	08	88.89	0	0	0.00	0	0.00
Workers										
Permanent	501	275	54.89	228	45.50	445	199	44.72	246	55.28
Male	499	275	55.11	228	45.29	357	115	32.21	242	67.79
Female	02	00	0.00	02	100.00	88	84	95.45	4	4.55
Other than Permanent	2064	302	14.63	1762	85.37	1992	217	10.89	1775	89.11
Male	2038	302	14.81	1736	85.18	1969	200	10.16	1769	89.84
Female	26	00	0.00	26	100.00	23	17	73.91	6	26.09

3. **Details of remuneration/salary/wages, in the following format:**

a. **Median remuneration/wages:**

	Male		Female	
	Number	**Median remuneration/ Salary/ Wages of respective category**	**Number**	**Median remuneration/ Salary/ Wages of respective category**

Board of Directors (BoD)*	**05**	**14640000**	**00**	**00**
Key Managerial Personnel$	**06**	**14640000**	**00**	**00**
Employees other than BoD and KMP	**1105**	**564302**	**104**	**504983**
Workers	**499**	**312506**	**02**	**185016**

*This category covers only salaried directors and excludes Non-Executive Directors who receive sitting fees.
$ This category includes the KMPs, which are part of Board of Directors category.

b. Gross wages paid to females as % of total wages paid by the entity, in the following format[6]:

	FY 2025-26	FY 2024-25
Gross wages paid to females as % of total wages	7.4	7.5

4. Do you have a focal point (Individual/ Committee) responsible for addressing human rights impacts or issues caused or contributed to by the business? (Yes/No)



Yes, responsibility for addressing all human rights–related matters rests with the respective Head of Department, in coordination with the Heads of all plants and the Head Office.

5. Describe the internal mechanisms in place to redress grievances related to human rights issues

The Company has established an Employee–Worker Participation Committee to address and resolve concerns or grievances related to human rights. The Committee ensures that all complaints are handled in a fair and timely manner, with due regard to confidentiality and the privacy of employees and workers, and are resolved within the prescribed timelines.

6. Number of Complaints on the following made by employees and workers:

	FY 2025-26			FY 2024-25		
	Filed during the year	**Pending resolution at the end of the year**	**Remarks**	**Filed during the year**	**Pending resolution at the end of the year**	**Remarks**
Sexual harassment	0	0	Nil	0	0	Nil
Discrimination at workplace	0	0	Nil	0	0	Nil
Child Labour	0	0	Nil	0	0	Nil
Forced Labour/ Involuntary Labour	0	0	Nil	0	0	Nil
Wages	0	0	Nil	0	0	Nil
Other Human Rights related issues	0	0	Nil	0	0	Nil

[6] The above calculations are in accordance with Part B, Attribute 6 of the Industry Standards Note (December 2024) on the Business Responsibility and Sustainability Report (BRSR) Core, jointly issued by ASSOCHAM, CII, and FICCI, pursuant to Regulation 34(2) of the SEBI (LODR) Regulations, 2015, and as per SEBI Circular No. SEBI/HO/CFD/CFD-SEC-2/P/CIR/2023/122.

7. **Complaints filed under the Sexual Harassment of Women at Workplace (Prevention, Prohibition and Redressal) Act, 2013, in the following format[7]:**

	FY 2025-26	FY 2024-25
Total Complaints reported under Sexual Harassment on of Women at Workplace (Prevention, Prohibition and Redressal) Act, 2013 (POSH)	0	0
Complaints on POSH as a % of female employees / workers	0.00	0.00
Complaints on POSH upheld	0	0

8. **Mechanisms to prevent adverse consequences to the complainant in discrimination and harassment cases**

The Company is committed to fostering a safe and supportive work environment for its employees. Through the implementation of its Whistle-blower Policy and POSH Policy, the Company ensures confidentiality of individuals raising concerns and safeguards them against any adverse impact on their employment.

9. **Do human rights requirements form part of your business agreements and contracts?**

At present, the Company does not have a formal mechanism for incorporating human rights–related clauses into its business agreements. However, it is in the process of updating its standard agreement templates to include such provisions. This initiative will also extend to agreements executed using non-standard templates, with the objective of ensuring that human rights considerations are consistently integrated across all business arrangements.

10. **Assessments for the year:**

	% of your plants and Offices that were assessed (by entity or statutory authorities or third parties)
Child Labour	100.00
Forced/involuntary labour	100.00
Sexual Harassment	100.00
Discrimination at workplace	100.00
Wages	100.00

11. **Provide details of any corrective actions taken or underway to address significant risks / concerns arising from the assessments at Question 10 above.**

Not applicable, as no incidents of this nature were identified during the reporting year.

Leadership Indicators

1. **Details of a business process being modified / introduced as a result of addressing human rights grievances/ complaints**

The Company remains committed to reviewing and updating its processes, as and when required. During the reporting period, no immediate need for process enhancements was identified, and accordingly, no changes were implemented.

2. **Details of the scope and coverage of any Human rights due-diligence conducted.**

The Company did not conduct any human rights due diligence during the year.

[7] The above calculations are in accordance with Part B, Attribute 6 of the Industry Standards Note (December 2024) on the Business Responsibility and Sustainability Report (BRSR) Core, jointly issued by ASSOCHAM, CII, and FICCI, pursuant to Regulation 34(2) of the SEBI (LODR) Regulations, 2015, and as per SEBI Circular No. SEBI/HO/CFD/CFD-SEC-2/P/CIR/2023/122.

3. Is the premise/office of the entity accessible to differently abled visitors, as per the requirements of the Rights of Persons with Disabilities Act, 2016?

Yes, the Company's offices and plant facilities are designed to provide accessibility for visitors with disabilities, including the provision of ramps, lift facilities, and wheelchair-accessible entrances.

4. Details on assessment of value chain partners:

	% of value chain partners (by value of business done with such partners) that were assessed
Sexual Harassment	Nil
Discrimination at workplace	Nil
Child Labour	Nil
Forced Labour / Involuntary Labour	Nil
Wages	Nil

5. Provide details of any corrective actions taken or underway to address significant risks / concerns arising from the assessments at Question 4 above.

No incidents of this nature were identified during the reporting year.

Principle – 6

Environmental Protection

> **Businesses should respect and make efforts to protect and restore the environment**

HIGHLIGHT

Disclosures on environmental impacts, resource consumption, emissions, waste management, and biodiversity conservation.

Core Question

Are we minimizing our environmental footprint and protecting ecosystems?

PRINCIPLE 6: Businesses should respect and make efforts to protect and restore the environment

Essential Indicators

1. **Details of total energy consumption (in Gigajoules) and energy intensity, in the following format[8]:**

Parameter	FY 2025-26 (in Gigajoules)	FY 2024-25 (In Gigajoules)
From renewable sources		
Total electricity consumption (A) **	10,731.55	4,392.96
Total fuel consumption (B)	-	-
Energy consumption through other sources (C)	-	-
Total Energy consumption from renewable sources (A+B+C)	10,731.55	4,392.96

Parameter	FY 2025-26 (in Gigajoules)	FY 2024-25 (In Gigajoules)
From non-renewable sources		
Total electricity consumption (D)	2,49,679.70	2,46,927.57
Total fuel consumption (E)	3,27,387.04	2,89,383.36
Energy consumption through other sources (F)	-	-
Total Energy consumption from non-renewable sources (D+E+F)	5,77,066.73	5,36,310.93
Total energy consumed (A+B+C+D+E+F)	5,87,798.28	5,40,703.89
Energy intensity per rupee of turnover ***(Total energy consumption/ Revenue from Operations)*** **– GJ/Rupees**	0.000021	0.000026
Energy intensity per rupee of turnover adjusted for Purchasing Power Parity (PPP) (***Total energy consumed / Revenue from operations adjusted for PPP***)[9] **– GJ/USD**	0.00043	0.00053

[8] The above calculations are in accordance with Part B, Attribute 3 of the Industry Standards Note (December 2024) on the Business Responsibility and Sustainability Report (BRSR) Core, jointly issued by ASSOCHAM, CII, and FICCI, pursuant to Regulation 34(2) of the SEBI (LODR) Regulations, 2015, and as per SEBI Circular No. SEBI/HO/CFD/CFD-SEC-2/P/CIR/2023/122.

[9] The above calculations are in accordance with Part A, Section 1(I) of the Industry Standards Note (December 2024) on the Business Responsibility and Sustainability Report (BRSR) Core, jointly issued by ASSOCHAM, CII, and FICCI, pursuant to Regulation 34(2) of the SEBI (LODR) Regulations, 2015, and as per SEBI Circular No. SEBI/HO/CFD/CFD-SEC-2/P/CIR/2023/122.

Energy intensity in terms of physical output* – GJ/MT	10.19	11.27
Energy intensity ***(optional)*** **– the relevant metric may be selected by the entity – GJ/employee**	483.78	441.39

**Renewable electricity consumption increased in FY 2025–26 due to the addition of solar power capacity in the Drum and Pipe Division, along with the introduction of solar electricity at the Head Office.

*Production output has been taken of all the units except Drum for FY 24-25 and FY 25-26.

Note: Indicate if any independent assessment/ evaluation/assurance has been carried out by an external agency? (Y/N) If yes, name of the external agency.

No external review or independent assessment has been conducted during the reporting period to evaluate the Company's operations, performance, or compliance with applicable standards and regulatory requirements.

2. Does the entity have any sites / facilities identified as designated consumers (DCs) under the Performance, Achieve and Trade (PAT) Scheme of the Government of India? (Y/N) If yes, disclose whether targets set under the PAT scheme have been achieved. In case targets have not been achieved, provide the remedial action taken, if any

Our facilities at Technocraft Industries Ltd. are not included within the ambit of the Perform, Achieve, and Trade (PAT) Scheme initiated by the Government of India. This means that our sites are not subject to the regulations and requirements set forth by the PAT Scheme, allowing us flexibility in our operations while ensuring compliance with relevant energy efficiency and conservation standards.

3. Provide details of the following disclosures related to water, in the following format[10]:

Parameter	FY 2025-26	FY 2024-25
Water withdrawal by source (in kilolitres)		
(i) Surface water	0.00	0.00
(ii) Groundwater	0.00	0.00
(iii) Third party water	4,92,819.21	4,62,385.00
(iv) Seawater / desalinated water	-	-
(v) Others	-	-
Total volume of water withdrawal (in kilolitres) (i + ii + iii + iv + v)	4,92,819.21	4,62,385.00
Total volume of water consumption (*in kilolitres*)	4,92,639.21	4,62,085.00
Water intensity per rupee of turnover ***(Water consumed / Revenue from operations)*** – KL/Rupees	0.000018	0.000022
Water Intensity per rupee of turnover adjusted for Purchasing Power Parity (PPP)[11]	0.00036	0.00046

[10] The above calculations are in accordance with Part B, Attribute 2 of the Industry Standards Note (December 2024) on the Business Responsibility and Sustainability Report (BRSR) Core, jointly issued by ASSOCHAM, CII, and FICCI, pursuant to Regulation 34(2) of the SEBI (LODR) Regulations, 2015, and as per SEBI Circular No. SEBI/HO/CFD/CFD-SEC-2/P/CIR/2023/122.

[11] The above calculations are in accordance with Part A, Section 1(I) of the Industry Standards Note (December 2024) on the Business Responsibility and Sustainability Report (BRSR) Core, jointly issued

Parameter	FY 2025-26	FY 2024-25
(Total water consumption / Revenue from operations adjusted for PPP) – KL/USD		
Water intensity in terms of physical output* – KL/MT	8.54	9.63
Water intensity ***(optional)*** **– the relevant metric may be selected by the entity –** KL/employee	405.46	377.21

*Production output has been taken of all the units except Drum for FY 24-25 and FY 25-26.

Note: Indicate if any independent assessment/ evaluation/assurance has been carried out by an external agency? (Y/N) If yes, name of the external agency.

No external review or independent assessment has been conducted during the reporting period to evaluate the Company's operations, performance, or compliance with applicable standards and regulatory requirements.

4. Provide the following details related to water discharged

Parameter	FY 2025-26	FY 2024-25
Water discharge by destination and level of treatment (in kilolitres)		
(i) To Surface water	0.00	0.00
- No treatment		
- With treatment – please specify level of treatment		
(ii) To Groundwater	0.00	0.00
- No treatment		
- With treatment – please specify level of treatment		
(iii) To Seawater	0.00	0.00
- No treatment		
- With treatment – please specify level of treatment		
(iv) Sent to third-parties		
- No treatment	180.00	300.00
- With treatment – please specify level of treatment		
(v) Others	0.00	0.00
- No treatment		
- With treatment – please specify level of treatment		
Total water discharged (in kilolitres)	180.00	300.00

*Due to the successful implementation of Zero liquid Discharge in Drum, Textile and Pipe, there is no water discharge. The water discharge shown in the table, is only from the Head office.

Note: Indicate if any independent assessment/ evaluation/assurance has been carried out by an external agency? (Y/N) If yes, name of the external agency.

by ASSOCHAM, CII, and FICCI, pursuant to Regulation 34(2) of the SEBI (LODR) Regulations, 2015, and as per SEBI Circular No. SEBI/HO/CFD/CFD-SEC-2/P/CIR/2023/122.

No external review or independent assessment has been conducted during the reporting period to evaluate the Company's operations, performance, or compliance with applicable standards and regulatory requirements.

5. Has the entity implemented a mechanism for Zero Liquid Discharge? If yes, provide details of its coverage and implementation.

Technocraft Industries (India) Limited has implemented Zero Liquid Discharge (ZLD) strategies across its Drum, Textile, and Pipe Divisions, reflecting the Company's commitment to sustainable water management, resource conservation, and environmental stewardship. Wastewater generated from industrial operations is systematically collected and treated through Effluent Treatment Plants (ETPs), while domestic wastewater is treated through Sewage Treatment Plants (STPs). The treated water is recycled and reused for utility applications, plant operations, land irrigation, and landscaping, significantly reducing dependence on freshwater resources and minimizing wastewater discharge into the environment.

To strengthen its water management infrastructure, the Company has deployed advanced treatment technologies, including RO-1, RO-2, RO-3, Nano Filtration systems, ETPs, STPs, Multiple Effect Evaporators (MEE), Advanced Thermal Fluidized Bed Dryer (ATFD), and Mechanical Vapour Recompression (MVR) systems. The industrial ETPs incorporate primary, secondary, and tertiary treatment processes, supported by ultra-filtration and a four-stage Reverse Osmosis (RO) system. Reverse Osmosis permeate is reused for utility applications, while RO reject is further treated through ATFD and MVR-based MEE systems to maximize resource recovery and support the Company's ZLD objectives. Additionally, the Company is upgrading its wastewater treatment infrastructure by incorporating a Hydrodynamic Cavitation System to improve Chemical Oxygen Demand (COD) and Biological Oxygen Demand (BOD) reduction efficiency, enhance oxygen transfer, and optimize operating costs.

6. Please provide details of air emissions (other than GHG emissions) by the entity, in the following format:

Parameter	Please specify unit	FY 2025-26*	FY 2024-25
NOx	mg/m3	0.00	70.12
SOx	mg/m3	290.49	644.64
Particulate matter (PM)	mg/m3	259.13	411.98
Persistent organic pollutants (POP)	-	0.00	0.00
Volatile organic compounds (VOC)	-	0.00	0.00
Hazardous air pollutants (HAP)	-	0.00	0.00
Others – HCL	mg/m3	17.45	60.80
Others – Acid Mist	mg/m3	74.33	122.05

*The apparent decrease in stack emission values for FY 2025–26 compared to FY 2024–25 is due to the absence of stack emission monitoring in the Textile Division during the reporting period. Accordingly, the reported figures are not directly comparable with the previous year's disclosures.

Note: Indicate if any independent assessment/ evaluation/assurance has been carried out by an external agency? (Y/N) If yes, name of the external agency.

The external assessment of the Pipe and Drum divisions is conducted by M/s Aeroclean Associates.

7. Provide details of greenhouse gas emissions (Scope 1 and Scope 2 emissions) & its intensity, in the following format[12]:

Parameter	Unit	FY 2025-26	FY 2024-25
Total Scope 1 emissions **(Break-up of the GHG into CO2, CH4, N2O, HFCs, PFCs, SF6, NF3, if available)**	*Metric tonnes of CO2 equivalent*	27,165.25	23,673.09
Total Scope 2 emissions[13] **(Break-up of the GHG into CO2, CH4, N2O, HFCs, PFCs, SF6, NF3, if available)**	*Metric tonnes of CO2 equivalent*	49,242.38	49,865.65
Total Scope 1 and Scope 2 emissions per rupee of turnover **(Total Scope 1 and Scope 2 GHG emissions / Revenue from operations)**	*Metric tonnes of CO2 equivalent/Rupees*	0.0000028	0.0000035
Total Scope 1 and Scope 2 emissions per rupee of turnover adjusted for Purchasing Power Parity (PPP) **(Total Scope 1 and Scope 2 GHG emissions / Revenue from operations adjusted for PPP)**[14]	*Metric tonnes of CO2 equivalent/USD*	0.000056	0.000073
Total Scope 1 and Scope 2 emissions intensity in terms of physical output*[15]	*Metric tonnes of CO2 equivalent/MT*	1.33	1.53
Total Scope 1 and Scope 2 emission intensity ***(optional)*** **– the relevant metric may be selected by the entity**	*Metric tonnes of CO2 equivalent/employee*	62.89	60.03

*Production output has been taken of all the units except Drum for FY 24-25 and FY 25-26.

Note: Indicate if any independent assessment/ evaluation/assurance has been carried out by an external agency? (Y/N) If yes, name of the external agency.

No external review or independent assessment has been conducted during the reporting period to evaluate the Company's operations, performance, or compliance with applicable standards and regulatory requirements.

8. Does the entity have any project related to reducing Green House Gas emission? If yes, then provide details.

Yes, the entity has undertaken various initiatives focused on reducing Greenhouse Gas (GHG) emissions, enhancing energy efficiency, and promoting environmentally sustainable operations. The key initiatives implemented are outlined below:

[12] The above calculations are in accordance with Part B, Attribute 1 of the Industry Standards Note (December 2024) on the Business Responsibility and Sustainability Report (BRSR) Core, jointly issued by ASSOCHAM, CII, and FICCI, pursuant to Regulation 34(2) of the SEBI (LODR) Regulations, 2015, and as per SEBI Circular No. SEBI/HO/CFD/CFD-SEC-2/P/CIR/2023/122.

[13] The above calculations as per the updated emission factors provided in the CO_2 Baseline Database for the Indian Power Sector – User Guide, Version 20.0, December 2024, published by the Central Electricity Authority, Ministry of Power, Government of India.

[14] The above calculations are in accordance with Part A, Section 1(I) of the Industry Standards Note (December 2024) on the Business Responsibility and Sustainability Report (BRSR) Core, jointly issued by ASSOCHAM, CII, and FICCI, pursuant to Regulation 34(2) of the SEBI (LODR) Regulations, 2015, and as per SEBI Circular No. SEBI/HO/CFD/CFD-SEC-2/P/CIR/2023/122.

[15] The above calculations are in accordance with Part A, Section 1(II) of the Industry Standards Note (December 2024) on the Business Responsibility and Sustainability Report (BRSR) Core, jointly issued by ASSOCHAM, CII, and FICCI, pursuant to Regulation 34(2) of the SEBI (LODR) Regulations, 2015, and as per SEBI Circular No. SEBI/HO/CFD/CFD-SEC-2/P/CIR/2023/122.

1. Transition from Conventional Fuels to LPG-Based Furnaces

The Company has progressively replaced conventional diesel- and coal-fired furnaces with LPG-based furnaces across applicable manufacturing operations. The transition to LPG, a cleaner-burning fuel, has improved combustion efficiency while significantly reducing carbon emissions, particulate matter, and other air pollutants. This initiative has contributed towards lowering Scope 1 GHG emissions and reducing dependence on high-carbon fossil fuels.

2. Rooftop Solar Power Installation

To increase the share of renewable energy in its electricity mix, the Company commissioned a 150 kW rooftop solar photovoltaic (PV) system. The installation generates approximately 203,081 kWh of renewable electricity annually, offsetting electricity procured from the grid and avoiding an estimated 166 tonnes of CO_2 emissions per year. This initiative supports the Company's renewable energy transition and contributes towards reducing Scope 2 emissions.

3. Boiler Furnace Optimisation (8 T Boiler)

The 8 T boiler furnace was modified by resizing the burner and combustion chamber to align with the actual steam demand of 4,500 kg/hr. This engineering modification resulted in a reduction of approximately 570 kg of coal consumption per day and 40 kWh/day of auxiliary power consumption, thereby improving boiler efficiency and reducing associated greenhouse gas emissions.

4. Variable Frequency Drive (VFD) Installation on 4 T Boiler ID Fan

A Variable Frequency Drive (VFD) was installed on the 4 T boiler induced draft (ID) fan to regulate fan speed based on actual process requirements. This optimization reduced electricity consumption from 575 kWh/day to 380 kWh/day, resulting in annual electricity savings exceeding 60,000 kWh and a corresponding reduction in indirect GHG emissions.

5. Compressed Air System Optimisation

A 24 VDC solenoid valve was installed in the compressed air system to isolate the photo-cell cleaning line during idle periods, eliminating continuous free-air purging. This initiative resulted in energy savings of approximately 3,162 kWh per month, reducing compressor load, improving system efficiency, and lowering electricity-related carbon emissions.

6. Installation of VFDs in Humidification Plant

Variable Frequency Drives (VFDs) were installed on the humidification plant blowers to optimize airflow based on operational requirements. This initiative resulted in annual electricity savings of approximately 511,000 kWh, avoiding nearly 419 tonnes of CO_2 emissions while improving overall process efficiency.

7. Automation of Flush Valves in Comber Machines

The Company automated the flush valve system in comber machines to eliminate unnecessary purge air losses during operation. The initiative has reduced compressed air consumption and achieved annual electricity savings of approximately 73,000 kWh, corresponding to an estimated reduction of 60 tonnes of CO_2 emissions.

8. Installation of Roving Stop-Motion System on Ring Frame Machines

Roving stop-motion sensors were installed on ring frame machines to automatically stop machine operation during roving breakages, preventing unnecessary power consumption and reducing material wastage. This initiative has resulted in annual electricity savings of approximately 54,750 kWh, avoiding nearly 45 tonnes of CO_2 emissions while improving process productivity.

9. Optimisation of Unit Kilogram (UKG) Energy Consumption

The Company optimized spindle performance and process controls to reduce Unit Kilogram (UKG) energy consumption from 3.2 UKG to 3.0 UKG. This operational improvement generated annual energy savings of

approximately 235,420 kWh, resulting in an estimated reduction of 193 tonnes of CO_2 emissions while enhancing overall manufacturing efficiency.

10. Electrification of Internal Material Handling Equipment

Battery-operated electric tuggers have been introduced for internal material handling activities in place of conventional fuel-operated vehicles. This initiative has reduced diesel consumption, minimized Scope 1 GHG emissions, lowered operating costs, and improved ambient air quality within the manufacturing premises.

11. Heat Pump Integration in Plating Operations

The Company integrated a heat pump system capable of simultaneously cooling plating solutions while recovering waste heat for heating alkali chemicals. This innovative process integration has reduced electricity demand, improved thermal energy utilization, and lowered greenhouse gas emissions associated with conventional heating and cooling systems.

12. Conversion of Standby Water-Cooled Chillers

Standby water-cooled chillers were modified to enable direct cooling of plating chemicals, eliminating unnecessary heat exchange and pumping losses. The system optimization has improved process efficiency, reduced electricity consumption, and contributed to lower indirect GHG emissions.

Collectively, these initiatives demonstrate Technocraft Industries (India) Limited's commitment to improving energy efficiency, increasing renewable energy adoption, reducing fossil fuel dependence, and advancing its decarbonisation strategy through continuous technological and operational improvements.

9. Provide details related to waste management by the entity, in the following format[16]:

Parameter	FY 2025-26	FY 2024-25
Total Waste generated (in metric tonnes)		
Plastic waste *(A)*	221.38	192.24
E-waste *(B)*	8.43	2.32
Bio-medical waste *(C)*	0.00	0.00
Construction and demolition waste *(D)*	0.00	0.00
Battery waste *(E)* **$**	0.06	0.00
Radioactive waste *(F)*	0.00	0.00
Other Hazardous waste		
ETP Sludge	934.54	722.94
HCL Waste Acid	1854.97	1,984.11
Spent Acid	432.75	421.75
Waste Oil	3.20	5.67
MEE Salt	497.88	498.07
Waste Paint	0.75	0.91
Used Oil Scraps	0.00	0.61

[16] The above calculations are in accordance with Part B, Attribute 4 of the Industry Standards Note (December 2024) on the Business Responsibility and Sustainability Report (BRSR) Core, jointly issued by ASSOCHAM, CII, and FICCI, pursuant to Regulation 34(2) of the SEBI (LODR) Regulations, 2015, and as per SEBI Circular No. SEBI/HO/CFD/CFD-SEC-2/P/CIR/2023/122

Parameter	FY 2025-26	FY 2024-25
Plastic Drum Cans	0.00	13.08
Carbide Scrap	0.00	0.02
Other Non-hazardous waste generated *(H)*		
Aluminium punching scrap	963.21	961.14
Aluminium turning scrap	118.13	106.12
Brass Scrap	1.72	2.02
Bearing	0.76	0.53
Coal Ash	808.10	766.91
Copper Scrap	3.32	2.11
Cleaning material	0.10	0.00
Cotton Fabric Chindi	97.46	84.26
Cotton waste	2,473.56	2,389.01
Electrical Scrap	0.00	1.39
Grinding Wheel	0.13	0.32
HPPE/Goni Scrap	0.00	16.71
MS Scrap	4,027.14	6,192.53
MS beed scrap	161.23	151.12
MS Black rejected pipe scrap	265.88	108.41
MS forging scrap	349.83	511.90
MS Hackshaw Turning Scrap	71.60	64.91
MS HR coil side cheera scrap	845.70	733.31
MS HR hard punching scrap	2,963.20	2,926.73
MS HR Patta Scrap	35.94	31.82
MS HR rejected slits scrap	283.27	125.08
MS Mix fabricated cutting scrap	648.29	417.01
MS mix scrap	134.46	112.21
MS turning scrap	94.45	85.72
Paper/Corrugated Boxes	113.15	86.51
Paper cones tubes scrap	0.00	62.36
Plywood Scrap	1.74	0.68
Poly Scraps	0.00	53.87
Rejected props scrap	8.93	3.80
Rubber Scrap	18.66	23.97
S.S. Scrap	25.15	21.97
Tin Scraps	0.00	55.38
Used Oil	0.69	0.61
Old Colour coated metal sheet	0.00	18.55
Total (A+B + C + D + E + F + G + H)	18,469.73	19,960.68
Waste intensity per rupee of turnover **(Total waste generated / Revenue from operations) – MT/Rupees**	0.00000067	0.00000095
Waste intensity per rupee of turnover adjusted for Purchasing Power Parity (PPP)[17] **(Total waste generated / Revenue from operations adjusted for PPP) – MT/USD**	0.000014	0.000020
Waste intensity in terms of physical output*[18]	0.32	0.42
Waste intensity (optional) - the relevant metric may be selected by the entity – MT/employee	15.20	16.29

[17] The above calculations are in accordance with Part A, Section 1(I) of the Industry Standards Note (December 2024) on the Business Responsibility and Sustainability Report (BRSR) Core, jointly issued by ASSOCHAM, CII, and FICCI, pursuant to Regulation 34(2) of the SEBI (LODR) Regulations, 2015, and as per SEBI Circular No. SEBI/HO/CFD/CFD-SEC-2/P/CIR/2023/122.

[18] The above calculations are in accordance with Part A, Section 1(II) of the Industry Standards Note (December 2024) on the Business Responsibility and Sustainability Report (BRSR) Core, jointly issued by ASSOCHAM, CII, and FICCI, pursuant to Regulation 34(2) of the SEBI (LODR) Regulations, 2015, and as per SEBI Circular No. SEBI/HO/CFD/CFD-SEC-2/P/CIR/2023/122.

Parameter	FY 2025-26	FY 2024-25
For each category of waste generated, total waste recovered through recycling, re-using or other recovery operations (in metric tonnes)		
Category of waste- Plastic, E-waste and Non-hazardous waste, Hazardous waste		
(i) Recycled	13,937.19	15,559.71
(ii) Re-used - Spent Oil and Used oil	436.14	427.42
(iii) Other recovery operations - HPPE/Goni, Paper Cone/Tubes, Used Oil Scraps, Coal Ash , Boiler ash for Bricks manufacturing	808.10	767.52
Total	**15,181.43**	**16,754.65**
For each category of waste generated, total waste disposed by nature of disposal method (in metric tonnes)		
Category of waste - Construction and Demolition waste, Hazardous and Non-Hazardous waste		
(i) Incineration - ETP Sludge (only from textile)	0.00	4.23
(ii) Landfilling - MEE salt and ETP Sludge	3,288.14	3,201.80
(iii) Other disposal operations	0.10	0.00
Total	**3,288.24**	**3,206.03**

*Production output has been taken of all the units except Drum for FY 24-25 and FY 25-26.

$During FY 2025–26, battery replacements, wherever required, were carried out through the respective Original Equipment Manufacturers (OEMs) on an exchange basis. As the subsequent disposal or recycling process was managed externally by the OEMs, the Pipe division did not have visibility into the disposal mechanism. Accordingly, details regarding the disposal or reclamation process for the battery waste were not available during the reporting period.

Note: Indicate if any independent assessment/ evaluation/assurance has been carried out by an external agency? (Y/N) If yes, name of the external agency.

No external review or independent assessment has been conducted during the reporting period to evaluate the Company's operations, performance, or compliance with applicable standards and regulatory requirements

10. Briefly describe the waste management practices adopted in your establishments. Describe the strategy adopted by your company to reduce usage of hazardous and toxic chemicals in your products and processes and the practices adopted to manage such wastes

Technocraft Industries (India) Limited has established a comprehensive waste management framework in accordance with the provisions of the Environment (Protection) Act, 1986 and other applicable environmental regulations to ensure the safe handling, storage, recycling, treatment, and disposal of waste generated across its operations. The Company follows a systematic approach towards waste minimization by emphasizing waste segregation at source, efficient material utilization, process optimisation, and the substitution of hazardous chemicals with environmentally preferable alternatives wherever technically feasible.

Hazardous waste generated from operations, including Effluent Treatment Plant (ETP) sludge and hydrochloric acid (HCl) waste, is collected, stored, and disposed of only through MPCB-authorised Treatment, Storage and Disposal Facilities (TSDFs) and approved recyclers. Similarly, e-waste, used batteries, scrap, and other recyclable waste streams are handed over exclusively to authorised recyclers and vendors possessing valid regulatory approvals. The Company maintains all statutory manifests, disposal records, and compliance documentation to ensure complete traceability and regulatory compliance.

In addition to regulatory compliance, the Company continues to implement resource efficiency initiatives to reduce waste generation at source. During the year, the Drum Division expanded its automatic plating plant by installing additional plating tanks and transporters to improve process efficiency. High-efficiency

fiberglass sandwiched polypropylene (PP) barrels with an optimised perforation matrix were introduced to minimise chemical drag-out and reduce water and chemical consumption. Further, the installation of load-based automatic chemical dosing systems has enabled precise chemical dosing, minimizing operator intervention, reducing chemical wastage, and enhancing overall process efficiency.

11. If the entity has operations/offices in/around ecologically sensitive areas (such as national parks, wildlife sanctuaries, biosphere reserves, wetlands, biodiversity hotspots, forests, coastal regulation zones etc.) where environmental approvals / clearances are required, please specify details in the following format:

S. No.	Location of operations/offices	Types of operations	Whether the conditions of environmental approval / clearance are being complied with? (Y/N) If no, the reasons thereof and corrective action taken, if any.
The Company is not currently operating in ecologically sensitive areas.			

12. Details of environmental impact assessments of projects undertaken by the entity based on applicable laws, in the current financial year:

Name and brief details of project	EIA Notification No.	Date	Whether conducted by independent external agency (Yes / No)	Results communicated in public domain (Yes / No)	Relevant Web link
Not Applicable.					

13. Is the entity compliant with the applicable environmental law/ regulations/ guidelines in India; such as the Water (Prevention and Control of Pollution) Act, Air (Prevention and Control of Pollution) Act, and Environment protection act and rules thereunder (Y/N). If not, provide details of all such non-compliances, in the following format:

Serial Number	Specify the law / regulation / guidelines which was not complied with	Provide details of the non-compliance	Any fines / penalties / action taken by regulatory agencies such as pollution control boards or by courts	Corrective taken, if any action
Yes, the Company is compliant with the applicable environmental laws/ regulations/ guidelines in India. There were no material non-compliances reported by the Company in the financial year.				

Leadership Indicators

1. Water withdrawal, consumption and discharge in areas of water stress (in kilolitres):
For each facility / plant located in areas of water stress, provide the following information:

(i) **Name of the area**
(ii) **Nature of operations**
(iii) **Water withdrawal, consumption and discharge in the following format:**

Parameter	FY 2025-26	FY 2024-25
Water withdrawal by source (in kilolitres)		
(i) Surface water		
(ii) Groundwater		
(iii) Third party water		
(iv) Seawater / desalinated water		
(v) Others		

Parameter	FY 2025-26	FY 2024-25
Total volume of water withdrawal (in kilolitres)	The Company's operations are situated in areas where water scarcity is not a significant concern.	
Total volume of water consumption (in kilolitres)		
Water intensity per rupee of turnover ***(Water consumed / turnover)***		
Water intensity ***(optional)*** **– the relevant metric may be selected by the entity**		
Water discharge by destination and level of treatment (in kilolitres)		
(i) Into Surface water	The Company's operations are situated in areas where water scarcity is not a significant concern.	
- No treatment		
- With treatment – please specify level of treatment		
(ii) Into Groundwater		
- No treatment		
- With treatment – please specify level of treatment		
(iii) Into Seawater		
- No treatment		
- With treatment – please specify level of treatment		
(iv) Sent to third-parties		
- No treatment		
- With treatment – please specify level of treatment		
(v) Others		
- No treatment		
- With treatment – please specify level of treatment		
Total water discharged (in kilolitres)		

Note: Indicate if any independent assessment/ evaluation/assurance has been carried out by an external agency? (Y/N) If yes, name of the external agency.

No external review or independent assessment has been conducted during the reporting period to evaluate the Company's operations, performance, or compliance with applicable standards and regulatory requirements

2. Please provide details of total Scope 3 emissions & its intensity, in the following format:

The Scope 3 calculations are solely based on the data of waste generation, disposal and recovery for the financial year 24-25 and 25-26.

Parameter	Unit	FY 2025-26	FY 2024-25
Total Scope 3 emissions **(Break-up of the GHG into CO2, CH4, N2O, HFCs, PFCs, SF6, NF3, if available)** – Limited	*Metric tonnes of CO2 equivalent*	1,746.63	1,791.57
Total Scope 3 emissions per rupee of turnover	*Metric tonnes of CO2 Equivalent/Rupees*	0.000000063	0.000000086
Total Scope 3 emission intensity ***(optional)*** **– the relevant metric may be selected by the entity**	*Metric tonnes of CO2 Equivalent/Employees*	1.44	1.46

Note: Indicate if any independent assessment/ evaluation/assurance has been carried out by an external agency? (Y/N) If yes, name of the external agency.

No external review or independent assessment has been conducted during the reporting period to evaluate the Company's operations, performance, or compliance with applicable standards and regulatory requirements

3. **With respect to the ecologically sensitive areas reported at Question 11 of Essential Indicators above, provide details of significant direct & indirect impact of the entity on biodiversity in such areas along-with prevention and remediation activities.**

   The Company is not currently operating in ecologically sensitive areas.

4. **If the entity has undertaken any specific initiatives or used innovative technology or solutions to improve resource efficiency, or reduce impact due to emissions / effluent discharge / waste generated, please provide details of the same as well as outcome of such initiatives, as per the following format:**

Sr. No.	Initiative undertaken	Details of the initiative *(Web-link, if any, may be provided along-with summary)*	Outcome of the initiative
1.	**Transition from coal- and diesel-fired furnaces to LPG-based furnaces.**	The entity has implemented the transition from conventional coal- and diesel-fired furnaces to LPG-based furnaces across manufacturing and furnace operations with the objective of reducing greenhouse gas emissions and air pollution. The initiative was undertaken to promote cleaner fuel usage, enhance operational efficiency, and improve the overall workplace environment.	The initiative resulted in cleaner combustion processes with a reduction in particulate emissions, smoke generation, and overall carbon footprint. Additionally, improved operational efficiency and a better workplace environment were achieved through the adoption of cleaner fuel technology.
2.	**Heat Pump-Based Energy Optimisation**	Installed a heat pump system for simultaneous cooling of plating solutions and heating of alkali chemicals, resulting in power savings of approximately 115 kW per hour.	Resulted in energy savings of approximately 2,760 kWh per day, significantly reducing overall electricity demand.
3.	**Conversion of Standby Chillers for Direct Chemical Cooling**	Modified standby water-cooled chillers to directly cool plating chemicals, eliminating the intermediate water circuit through an in-house developed solution.	This reduced pumping and heat exchange losses, improved system efficiency, and stabilised bath temperatures.
4.	**Reuse of R.O. Reject Water for Cooling Applications**	Replaced freshwater used in chiller condenser cooling systems with R.O. reject water, enabling productive reuse of wastewater and reducing freshwater consumption.	This initiative also reduced the load on the multi-effect evaporator, thereby lowering overall energy demand.
5.	**Replacement of LPG-Fired Drying System**	Implemented an in-house developed initiative to replace the existing LPG-fired drying system with a Liester make high-	The conversion eliminated LPG consumption, reducing dependence on fossil fuels while improving operational safety and energy efficiency.

		efficiency electrical heating system.	
6.	**Automation of Centrifuge Hot Air Drying System**	Upgraded the manually operated centrifuge drying system to an automated system through an in-house developed solution. The initiative included installation of a dryer tilting arrangement to effectively remove residual water particles and programmed hot air blowing cycles at specific intervals, replacing continuous LPG-fired hot air blowing.	This resulted in reduced electrical load and complete elimination of LPG consumption.
7.	**Capacity Expansion of Automatic Plating Plant**	Implemented an in-house developed capacity expansion initiative by incorporating additional plating tanks and transporters into the existing automatic plating plant.	This enhanced throughput and operational flexibility without requiring major civil modifications.
8.	**Introduction of High-Efficiency Barrels**	Implemented an in-house developed initiative through installation of fiberglass sandwiched PP barrels with an optimised perforation matrix.	This improved drag-out efficiency, reduced carry-over of chemicals and water particles, and lowered overall chemical and water consumption, thereby enhancing operational sustainability.
9.	**Automation of Chemical Dosing System**	Replaced the manual chemical dosing process with an automatic dosing system that regulates dosing based on the load on each barrel, ensuring greater precision and consistency.	The initiative reduced operator dependency and minimised chemical wastage.
10.	**Boiler furnace modification (8 T)**	Modified the furnace of the 8 T steam boiler to match actual maximum steam demand (4 500 kg/h) by resizing burner and chamber geometry.	As a result of the modification, coal consumption decreased by 177 840 kg annually and power usage fell by 12 480 kWh per year.
11.	**Air-compressor flow control**	Installed a 24 VDC solenoid valve to isolate air supply to the photo-cell cleaning line when equipment is offline, replacing the previous continuous purge.	Following installation, air wastage dropped by approximately 15,811 cfm each month, equivalent to 3,162 kWh of compressed-air energy per month (37,944 kWh per year).
12.	**VFD on 4 T boiler ID-fan**	Fitted a variable-frequency drive to the induced-draft fan of the 4 T boiler, enabling the fan to modulate speed to actual flue-gas flow instead of	After commissioning the VFD, daily power consumption of the ID fan dropped from 575 kWh to 380 kWh. Over a year, this reduction of 195 kWh per day amounts to 60,840 kWh saved, corresponding to annual cost savings of ₹5,31,741 at the prevailing rate of ₹8.74/kWh.

		running at full speed continuously.	
13.	**Magnetic seam-locator on inspection station**	Fitted a magnetic-seam detector at the fabric-inspection station to guide operators directly to the sample-cut location, preventing random cuts that previously created multiple holes.	The seam-locator has cut inspection setup time by roughly 40 %, saving each operator an average of five minutes per sample, and has reduced material wastage by eliminating unnecessary cuts. This has improved throughput and lowered scrap rates by 8 %.
14.	**Controlled moisture addition post-compaction**	Relocated the WEKO moisture-addition unit to the delivery end of the compactor, enabling a controlled 5–10 % moisture pickup in the fabric instead of the previous zero-moisture condition.	After repositioning the moisture-addition unit, fabric weight remained within ±0.5 % of target, reducing off-grade rejects by 15 % and cutting scrap generation accordingly, thereby conserving raw materials, minimizing energy and water use for reprocessing, and reducing landfill-bound textile waste.
15.	**VFD installation in humidification plant**	Installed a Variable Frequency Drive on the humidification plant's blower to optimise motor speed according to actual humidity requirements.	The VFD installation delivered annual energy savings of 511 000 kWh, cost savings of ₹30.66 lakhs, and avoided approximately 419.02 tons of CO_2 emissions, strengthening the Company's greenhouse-gas reduction efforts.
16.	**Automatic flush-valve in comber machine**	Fitted an automatic timed-flush valve on the comber machine suction line to control cleaning cycles, replacing manual flush procedures.	This measure saved 73 000 kWh annually and prevented 59.86 tons of CO_2 emissions, while improving machine uptime and suction consistency.
17.	**Roving stop-motion provision in ring-frame machines**	Installed roving stop-motion sensors on ring-frame machines to automatically halt production on sliver break, reducing waste and ring repairs.	Waste yarn was reduced by 54 750 kWh worth of energy per year, and 44.895 tons of CO_2 emissions were avoided, delivering both quality and environmental benefits.
18.	**UKG reduction from 3.2 to 3.0**	Optimised ring-frame settings and drafting parameters to lower yarn Uster Class (UKG) from 3.2 to 3.0.	The reduction yielded annual energy savings of 235 420 kWh and avoided 193 tons of CO_2 emissions, while enhancing yarn uniformity and reducing downstream downtime.

5. Does the entity have a business continuity and disaster management plan? Give details in 100 words/ web link.

Technocraft Industries India Ltd. incorporates business continuity and disaster management as key elements of its sustainability and operational resilience strategy. The Company prioritizes employee health and safety through the mandatory use of personal protective equipment (PPE), regular fire safety drills, and comprehensive emergency response training programs. Environmental risks are proactively managed through the operation of effluent treatment plants (ETPs), implementation of Zero Liquid Discharge (ZLD) systems, and adherence to robust hazardous waste management practices.

To enhance emergency preparedness, the Company has established a documented Emergency Evacuation Plan with clearly defined roles and responsibilities for the Emergency Response Team. Regular mock drills and firefighting training, including the P.A.S.S. (Pull, Aim, Squeeze, Sweep) methodology, are conducted to ensure a swift and effective response during emergencies.

Operational continuity is further strengthened through captive power generation capabilities, a geographically diversified manufacturing presence across India and China, and monthly off-site data backup systems. These measures collectively enable Technocraft Industries India Ltd. to maintain resilient and sustainable operations while reinforcing stakeholder confidence and minimizing potential business disruptions.

6. **Disclose any significant adverse impact to the environment, arising from the value chain of the entity. What mitigation or adaptation measures have been taken by the entity in this regard?**

   The Company has not undertaken any mitigation or adaptation measures as of yet.

7. **Percentage of value chain partners (by value of business done with such partners) that were assessed for environmental impacts.**

   The Company has not undertaken any mitigation or adaptation measures as of yet.

8. **How many Green Credits have been generated or procured[19]:**

   a. By the listed entity – **Nil**

   b. By the top ten (in terms of value of purchases and sales, respectively) value chain partners - **Nil**

[19] The above disclosure is made as per the SEBI circular SEBI/HO/CFD/CFD-PoD-1/P/CIR/2025/42 dt. 28th March 2025.

Principle – 7

Public Policy Advocacy

> **Businesses, when engaging in influencing public and regulatory policy, should do so in a manner that is responsible and transparent**

HIGHLIGHT

Disclosures on the company's engagement with public policy, trade associations, and advocacy positions.

Core Question

Are we advocating for policies responsibly and transparently?

PRINCIPLE 7: Businesses, when engaging in influencing public and regulatory policy, should do so in a manner that is responsible and transparent

Essential Indicators

1.

a) **Number of affiliations with trade and industry chambers/ associations.**

The Company is a member of ten industry chambers and associations.

b) **List the top 10 trade and industry chambers/ associations (determined based on the total members of such body) the entity is a member of/ affiliated to.**

S. No	Name of the trade and industry chambers/ associations	Reach of trade and industry chambers/ associations (State/National)
1	Confederation of Indian Export Organisations	National
2	The Council of EU Chambers of Commerce	National
3	Confederation of Indian Textile Industry	National
4	Steel Drum Association of India	National
5	Cotton Association of India	National
6	The Cotton Textile Export Promotional Council	National
7	Federation of Import and Export Organisation	National
8	Apparel Export Promotion Council	National
9	Engineering Export Promotion Council	National
10	Bombay Textile Research Association	State

2. **Provide details of corrective action taken or underway on any issues related to anticompetitive conduct by the entity, based on adverse orders from regulatory authorities**

Name of authority	Brief of the case	Corrective active taken
Nil		

Leadership Indicators

1. Details of public policy positions advocated by the entity:

Sr. No	Public policy advocated	Method resorted for such advocacy	Whether information available in public domain? (Yes/No)	Frequency of Review by Board (Annually/ Half yearly/ Quarterly / Others – please specify)	Web Link, If available
The Company actively participates in various industry associations, taking a proactive role on issues of shared interest. This collaborative engagement allows the Company to contribute to sector-wide discussions, advocate for common priorities, and support the adoption of best practices across the industry.					

Principle – 8

Inclusive Growth & Equitable Development

> **Businesses should promote inclusive growth and equitable development**

HIGHLIGHT

Disclosures on contributions to inclusive growth, particularly for marginalized communities through CSR and social development initiatives.

Core Question

Are we contributing to equitable development and social progress?

PRINCIPLE 8: Businesses should promote inclusive growth and equitable development

Essential Indicators

1. **Details of Social Impact Assessments (SIA) of projects undertaken by the entity based on applicable laws, in the current financial year.**

Name and Brief details of project	SIA Notification No.	Date of notification	Whether conducted by independent external agency (Yes/No)	Results communicated in public domain (Yes/No)	Relevant Web Link
Not Applicable					

2. **Provide information on project(s) for which ongoing Rehabilitation and Resettlement (R&R) is being undertaken by your entity, in the following format:**

S. No	Name of Project for which R&R is ongoing	State	District	No. pf Project Affected Families (PAFs)	5 of PAFs covered by R&R	Amounts paid to PAFs in the FY (in INR)
Not Applicable						

3. **Describe the mechanisms to receive and redress grievances of the community**

The Company is committed to promoting transparency and open dialogue with the local community. An open-door policy encourages residents to engage with the organization and voice any concerns, suggestions, or grievances regarding its operations. Community members can directly approach the Human Resources department or the Factory Head, ensuring that their input is acknowledged and addressed appropriately. This approach underscores the Company's dedication to fostering strong, respectful, and mutually beneficial relationships with the communities in which it operates.

4. **Percentage of input material (inputs to total inputs by value) sourced from suppliers:**

	FY 2025-26	FY 2024-25
Directly sourced from MSMEs/ small producers	1.77	1.91
Directly from within India	98.70	100.00

5. **Job creation in smaller towns – Disclose wages paid to persons employed (including employees or workers employed on a permanent or non-permanent / on contract basis) in the following locations, as % of total wage cost[20]**

Location	FY 2025-26	FY 2024-25
Rural	00	0.00
Semi-Urban	00	0.00
Urban	70.41	75.16
Metropolitan	29.59	24.84

Leadership Indicators

1. **Provide details of actions taken to mitigate any negative social impacts identified in the Social Impact Assessments (Reference: Question 1 of Essential Indicators above):**

Details of negative social impact identified	Corrective action taken
Nil	

2. **Provide the following information on CSR projects undertaken by your entity in designated aspirational districts as identified by government bodies:**

S. No	State	Aspirational District	Amount spent (In INR)
Nil			

3. **(a) Do you have a preferential procurement policy where you give preference to purchase from suppliers comprising marginalized /vulnerable groups? (Yes/No)**

Although the Company does not currently maintain a formal preferential procurement policy, it remains committed to promoting inclusive and responsible business practices.

(b) From which marginalized /vulnerable groups do you procure?

Currently, the Company does not have a formal policy specifically addressing procurement from marginalized or vulnerable groups.

(c) What percentage of total procurement (by value) does it constitute?

At present, the Company has not established a formal policy for procurement from marginalized or vulnerable groups.

4. **Details of the benefits derived and shared from the intellectual properties owned or acquired by your entity (in the current financial year), based on traditional knowledge:**

S.No	Intellectual Property based on traditional knowledge	Owned/ Acquired (Yes/No)	Benefit shared (Yes / No)	Basis of calculating benefit share

[20] The above calculations are in accordance with Part B, Attribute 7 of the Industry Standards Note (December 2024) on the Business Responsibility and Sustainability Report (BRSR) Core, jointly issued by ASSOCHAM, CII, and FICCI, pursuant to Regulation 34(2) of the SEBI (LODR) Regulations, 2015, and as per SEBI Circular No. SEBI/HO/CFD/CFD-SEC-2/P/CIR/2023/122.

Not Applicable

5. **Details of corrective actions taken or underway, based on any adverse order in intellectual property related disputes wherein usage of traditional knowledge is involved.**

Name of authority	Brief of the case	Corrective Action taken
Not Applicable		

6. **Details of beneficiaries of CSR Projects:**

S. No	CSR Project	No. of persons benefitted from CSR projects	% of beneficiaries from vulnerable and marginalized groups
1	**Contribution to RVG Educational Foundation for promoting education, vocational skills, student hostel facilities and academic support for CA students**	**Society at large**	**Not ascertainable**
2	**Contribution to Nehru Science Centre, Mumbai for promotion of science education and awareness**	**Society at large**	**Not ascertainable**
3	**Contribution to IIT Jammu for promoting education**	**Society at large**	**Not ascertainable**
4	**Contribution to IIT Gandhinagar for promoting education**	**Society at large**	**Not ascertainable**
5	**Contribution to Welfare Society for Destitute Children for promoting education**	**Society at large**	**Not ascertainable**

Principle – 9

Customer Value

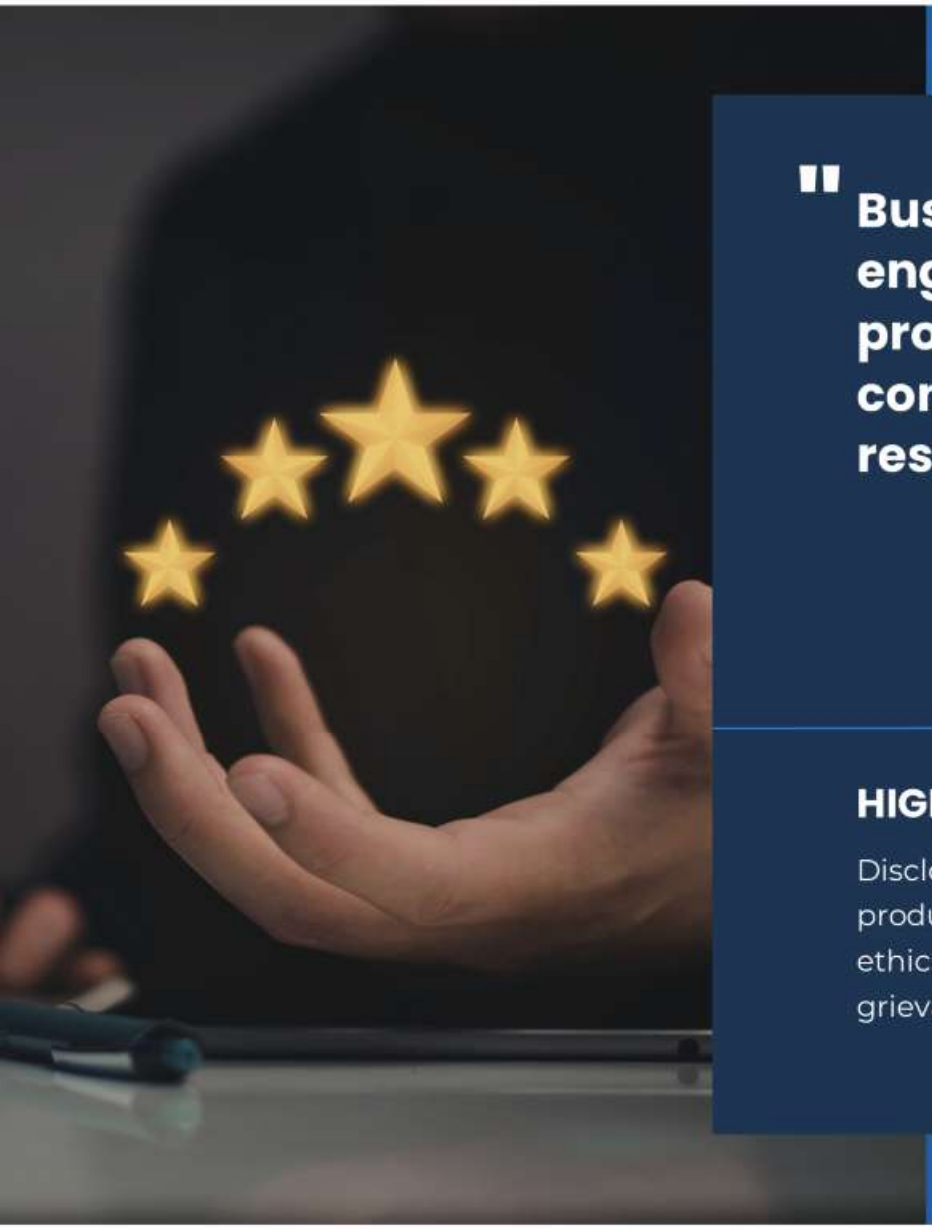

> **Businesses should engage with and provide value to their consumers in a responsible manner**

HIGHLIGHT

Disclosures on customer satisfaction, product information, advertising ethics, data privacy, and consumer grievance redressal.

Core Question

Are we providing value to customers responsibly and ethically?

PRINCIPLE 9: Businesses should engage with and provide value to their consumers in a responsible manner

Essential Indicators

1. **Describe the mechanisms in place to receive and respond to consumer complaints and feedback.**

Customer satisfaction remains a key priority for the Company. It is committed to responding to inquiries and concerns promptly and transparently. Through a structured monitoring system, the Company effectively manages and resolves customer complaints and feedback, striving to provide comprehensive solutions that ensure a positive experience for all consumers.

2. **Turnover of products and/ services as a percentage of turnover from all products/service that carry information about:**

	As a percentage to total turnover
Environmental and social parameters relevant to the product	100%
Safe and responsible usage	
Recycling and/or safe disposal	

3. **Number of consumer complaints in respect of the following:**

	FY 2025-26		Remarks	FY 2024-25		Remarks
	Received during the Year	Pending resolution at end of year		Received during the Year	Pending resolution at end of year	
Data Privacy	Nil			Nil		
Advertising						
Cyber-security						
Delivery of essential services						
Restrictive Trade Practices						
Unfair Trade Practices						
Other						
Total						

4. **Details of instances of product recalls on account of safety issues:**

	Number	Reasons for recall
Voluntary recalls	Nil	NA
Forced recalls	Nil	NA

5. **Does the entity have a framework/ policy on cyber security and risks related to data privacy? (Yes/No) If available, provide a web-link of the policy**

   Yes, the Company has implemented a privacy policy, accessible via the intranet. This policy details the collection, use, and protection of personal information, ensuring compliance with applicable privacy regulations and safeguarding the interests of all stakeholders.

6. **Provide details of any corrective actions taken or underway on issues relating to advertising, and delivery of essential services; cyber security and data privacy of customers; re-occurrence of instances of product recalls; penalty / action taken by regulatory authorities on safety of products / services.**

   Not applicable, as there were no such incidents during the year.

7. **Provide the following information relating to data breaches:**

   a. **Number of instances of data breaches**

   NIL, there have not been any such instances during the reporting period

   b. **Percentage of data breaches involving personally identifiable information of customers**[21]

   NIL, there have not been any such instances during the reporting period.

   c. **Impact, if any, of the data breaches**

   Not Applicable

Leadership Indicators

1. **Channels / platforms where information on products and services of the entity can be accessed (provide web link, if available).**

   Information about The Company's products can be found on its website at www.technocraftgroup.com.

2. **Steps taken to inform and educate consumers about safe and responsible usage of products and/or services.**

   Most of the Company's products are marketed to B2B customers and carry environmental safety labels in accordance with legal requirements. In addition, the products include clear guidelines for safe disposal or recycling, supporting responsible end-of-life management.

3. **Mechanisms in place to inform consumers of any risk of disruption/discontinuation of essential services.**

   The Company is not categorized as an essential service provider. Nonetheless, in the event of any operational shutdown, it ensures prompt communication with regulatory authorities and customers through appropriate channels, keeping all relevant stakeholders informed.

[21] The above calculations are in accordance with Part B, Attribute 8 of the Industry Standards Note (December 2024) on the Business Responsibility and Sustainability Report (BRSR) Core, jointly issued by ASSOCHAM, CII, and FICCI, pursuant to Regulation 34(2) of the SEBI (LODR) Regulations, 2015, and as per SEBI Circular No. SEBI/HO/CFD/CFD-SEC-2/P/CIR/2023/122.

4. Does the entity display product information on the product over and above what is mandated as per local laws? (Yes/No/Not Applicable) If yes, provide details in brief. Did your entity carry out any survey with regard to consumer satisfaction relating to the major products / services of the entity, significant locations of operation of the entity or the entity as a whole? (Yes/No)

The Company complies with all statutory display requirements as prescribed by applicable laws. Operating in the B2B sector, it actively gathers feedback from distributors to ensure adherence to industry standards and to drive continuous improvement of its products and services.

TECHNOCRAFT
INDUSTRIES (INDIA) LTD.

SUSTAINABLE DEVELOPMENT GOALS

3 GOOD HEALTH AND WELL-BEING

SDG 3 - Good Health & Well-being

- The Company conducted annual medical check-ups for employees and staff to support preventive healthcare, facilitate early detection of health issues, and promote employee well-being.

- The Company organised a Blood Donation Camp at the Technocraft Formworks Division, Bidkin, in association with Dattaji Bhale Blood Bank, Sambhajinagar, where employees voluntarily donated 52 units of blood in support of community healthcare.

- Through a Women's Day awareness session at Technosoft Pune, the Company conducted an interactive programme on Polycystic Ovarian Disease (PCOD), helping employees understand its health impacts and management through expert guidance.

- The Company conducted a heat safety awareness campaign to encourage preventive measures such as adequate hydration, scheduled cooling breaks, appropriate work wear, and early identification of heat stress symptoms among employees during the summer season.

- The Company observed National Safety Week across its manufacturing facilities through safety pledges, awareness programmes, quizzes, poster-making, drama, slogan-writing competitions, and employee engagement activities to reinforce workplace safety and well-being.

- As part of its Fitness Month initiative, the Company organised a Plank Challenge to encourage employee participation in physical fitness and promote health and wellness in the workplace.

- ·During the Independence Day programme at Technocraft Fashions Limited, the Company supported a drug awareness counselling session conducted by the Police Administration under Operation Wipe-out, promoting awareness on substance abuse and encouraging healthier lifestyles

- ·The Company conducted a safety training programme for ETO crane operators covering safe operating procedures, load handling and rigging, hazard identification, risk assessment, and emergency response procedures to strengthen workplace safety practices.

- ·Employees at the Shivale Formwork facility received fire safety training covering the proper use of fire hydrants and emergency response procedures to strengthen preparedness during workplace emergencies.

SDG 4 - Quality Education

- ·The Company inaugurated the Technocraft Innovation Centre at Murbad, featuring a tinkering laboratory to support Designers and Development Engineers across the Technocraft Group and Technosoft. The Centre is also intended to provide exposure to trainees from the NTTF Training Centre

- Dr. Sharad Kumar Saraf, Chairman of the Company, addressed the graduating students at the MPSTME Convocation 2025, encouraging innovation, ethical conduct, and positive thinking while reinforcing the importance of industry-academia engagement

6 CLEAN WATER AND SANITATION

SDG 6 - Clean Water & Sanitation

- ·The Company has implemented a Zero Liquid Discharge (ZLD) mechanism in all its units, ensuring that wastewater is treated and recycled back into the system, resulting in zero discharge of pollutants into the environment.

7 AFFORDABLE AND CLEAN ENERGY

SDG 7 - Affordable & Clean Energy

- The Company commissioned a 150 kW rooftop solar photovoltaic (PV) system, generating approximately 203,081 kWh of renewable electricity annually. The installation offsets grid electricity consumption and avoids an estimated 166 tonnes of CO_2 emissions each year

- The Company transitioned from conventional coal- and diesel-fired furnaces to LPG-based furnaces across applicable manufacturing operations, improving combustion efficiency while reducing carbon emissions, particulate matter, and other air pollutants.

- The Company modified the 8 T boiler furnace to align with the actual steam requirement of 4,500 kg/hr and installed a Variable Frequency Drive (VFD) on the 4 T boiler induced draft (ID) fan, improving boiler efficiency and achieving significant reductions in coal and electricity consumption.

- The Company implemented a compressed air system optimisation by installing a 24 VDC solenoid valve to eliminate unnecessary air purging, resulting in annual energy savings of approximately 37,944 kWh.

- The Company installed Variable Frequency Drives (VFDs) in the humidification plant and automated the flush valve system in comber machines, resulting in substantial electricity savings and reducing greenhouse gas emissions through improved operational efficiency.

- The Company installed roving stop-motion sensors on ring frame machines and optimised Unit Kilogram (UKG) energy consumption, reducing unnecessary power consumption, improving process efficiency, and lowering greenhouse gas emissions.

- The Company introduced battery-operated electric tuggers for internal material handling, replacing conventional fuel-operated vehicles to reduce diesel consumption, lower Scope 1 greenhouse gas emissions, and improve ambient air quality within the manufacturing premises.

- The Company integrated a heat pump system in plating operations and modified standby water-cooled chillers to enable direct cooling of plating chemicals, improving thermal energy utilisation, reducing electricity consumption, and lowering indirect greenhouse gas emissions.

SDG 9 - Industry, Innovation & Infrastructure

- The Company inaugurated the Technocraft Innovation Centre at Murbad, establishing a dedicated tinkering laboratory to support Designers and Development Engineers across the Technocraft Group and Technosoft. The Centre also provides exposure to trainees from the NTTF Training Centre, fostering product development and engineering innovation

- ·The Company developed an in-house software system for robotic panel welding that reduced programming time from 35 minutes to one minute, eliminating dependence on SprutCAM software and strengthening in-house automation and digital manufacturing capabilities.

- ·The Company introduced a QR code-enabled gauge setting system for robotic welding operations, improving process accuracy, operational efficiency, and production consistency.

- ·Through Technosoft Engineering, the Company designed and commissioned an automatic plug loading machine, reducing manual intervention and supporting manufacturing automation.

- ·The Company implemented automation and process optimisation initiatives across manufacturing operations, including automatic chemical dosing, automated centrifuge hot air drying, and capacity expansion of the automatic plating plant through in-house engineering solutions to improve operational efficiency and manufacturing capability.

- The Company introduced process innovation initiatives including heat pump integration, direct chemical cooling, and high-efficiency barrels to improve resource utilisation, enhance process efficiency, and strengthen sustainable manufacturing practices.

SDG 12 - Responsible Consumption & Production

- ·The Company introduced magnetic seam locator systems, automatic flush valves and roving stop-motion systems to minimise material wastage, improve production efficiency and reduce operational losses across manufacturing processes.

- ·Through the implementation of a Zero Liquid Discharge (ZLD) mechanism, the Company treats and recycles wastewater for reuse across its operations, promoting responsible water consumption and supporting resource conservation.

- ·The Company implemented high-efficiency barrels, automated chemical dosing systems and controlled moisture addition processes to optimise the consumption of chemicals, water and raw materials while improving manufacturing efficiency and reducing process losses.

- ·Through cleaner production initiatives, including the transition to LPG-based furnaces, heat pump integration and optimisation of standby chillers, the Company improved process efficiency while reducing dependence on conventional fuels and optimising resource consumption.

- The Company observed World Environment Day under the theme "Beat Plastic Pollution", encouraging awareness on reducing single-use plastics and promoting responsible environmental practices across its operations

SDG 13 - Climate Action

- ·The Company expanded its renewable energy portfolio through the installation of a 150 kW rooftop solar photovoltaic (PV) system and continued initiatives to increase the use of cleaner energy sources, supporting the transition towards a lower-carbon future.

- ·The Company implemented Variable Frequency Drive (VFD) installations across manufacturing operations, including the humidification plant and boiler systems, improving energy efficiency and contributing to the reduction of greenhouse gas emissions.

- ·The Company implemented initiatives to improve energy efficiency and reduce greenhouse gas emissions through cleaner fuel adoption, process optimisation and operational improvements across its manufacturing operations, advancing its decarbonisation efforts.

- ·On World Environment Day, the Company observed the global theme "Beat Plastic Pollution" through awareness initiatives that encouraged responsible environmental practices and reinforced its commitment to environmental stewardship.

- ·Employees and trainees of NTTF Murbad Training Centre (MNTC) participated in the Run for Nature walkathon organised by the Forest Department, supporting environmental awareness and encouraging collective action towards nature conservation.

SDG 16 - Peace, Justice & Strong Institutions

- To ensure integrity, transparency, independence and accountability in dealing with all stakeholders, the Company has adopted various codes and policies to conduct its business in an ethical and responsible manner. Some of these include:

1. Code of Conduct for Directors and Management
2. Code of Practices and Procedures for Fair Disclosure of Unpublished Price Sensitive Information (UPSI)
3. Whistle Blower Policy
4. Code of Conduct for Trading by Designated Persons
5. Corporate Social Responsibility (CSR) Policy
6. Code of Conduct

SDG 17 - Partnerships for the Goals

- The Company participated in ChemProTech India 2025, engaging with customers and industry stakeholders by showcasing its range of drum closures and allied products, while strengthening industry relationships and expanding business collaborations.

- The Company hosted a delegation from SIFANG, providing insights into its manufacturing capabilities and reinforcing technical collaboration and customer engagement through knowledge exchange.

- The Company continued to strengthen industry-academia collaboration through the Technocraft Innovation Centre, which provides a dedicated facility for Designers, Development Engineers and exposure for trainees from the NTTF Training Centre.

- Dr. Sharad Kumar Saraf, Chairman of the Company, addressed the graduating students at the MPSTME Convocation 2025, reinforcing the importance of innovation, ethics and collaboration between industry and academia.

- The Company collaborated with government and community institutions, including the Forest Department for environmental awareness initiatives, the Police Administration for anti-drug awarenes under Operation Wipe-out, and Dattaji Bhale Blood Bank for organising a voluntary blood donation camp.

- The Company is associated with the following trade and industry chambers/associations:

1. Confederation of Indian Export Organisations
2. The Council of EU Chambers of Commerce
3. Confederation of Indian Textile Industry
4. Steel Drum Association of India
5. Cotton Association of India
6. The Cotton Textile Export Promotion Council
7. Federation of Import and Export Organisation
8. Apparel Export Promotion Council
9. Engineering Export Promotion Council
10. Bombay Textile Research Association

Abbreviations used[22]

Sr. No.	Particulars
1.	ESG: Environmental, Social and Governance
2.	SDG: Sustainable Development Goals
3.	SASB: Sustainability Accounting Standards Board
4.	SEBI: Securities and Exchange Board of India
5.	BRSR: Business Responsibility & Sustainability Reporting
6.	ISSB : International Sustainability Standards Board

[22] Global Reporting Initiative, GRI™ and logo and GRI Sustainability Reporting Standards (GRI Standards) and logo are Intellectual Property of Stichting Global Reporting Initiative. The ISSB™, IFRS™, SASB™ and International Financial Reporting Standards are registered trademarks of the IFRS Foundation. SDG Logo, the SDG Wheel and any of the 17 UNSDG™ icons are Intellectual Property of United Nations