Thomas Cook (India) Ltd.
Thomas Cook Building, Dr. D. N. Road,
Fort, Mumbai - 400001
Board: +91-22-6160 3333
CIN: L63040MH1978PLC020717

A FAIRFAX Company

Thomas Cook Travel Smooth thomascook.in

1st November, 2018

The Manager,
Listing Department
BSE Limited
Phiroze Jeejeebhoy Towers,
Dalal Street,
Mumbai – 400 001
Scrip Code: 500413

Fax No.: 2272 2037/39/41/61

The Manager,
Listing Department
National Stock Exchange of India Limited
Exchange Plaza, 5th Floor, Plot No. C/1,
G Block, Bandra-Kurla Complex, Bandra (E),
Mumbai – 400 051
Scrip Code: THOMASCOOK

Fax No.: 2659 8237/38

Dear Sir/ Madam,

Sub: Investors Presentation
Ref: Regulations 30 of the SEBI (Listing Obligations and Disclosure Requirements) Regulations, 2015

With reference to our earlier intimation on investor presentation dated 1st November, 2018, we herein enclose the revised copy of the same. Please consider the revised file and ignore the previous version.

This is for your information and records.

Thank you,
Yours faithfully,
for **Thomas Cook (India) Limited**

AMIT JYOTINDRA PAREKH
Digitally signed by AMIT JYOTINDRA PAREKH
Date: 2018.11.01 20:52:04 +05'30'

Amit J. Parekh
Company Secretary and Compliance Officer

Encl: a/a

Q2 FY19 Investor Presentation

Thomas Cook India Limited (TCIL)

BSE: 500413 | NSE: THOMASCOOK

Thomas Cook Travel Smooth thomascook.in

Presentation Outline

1. Thomas Cook India Group offers a compelling value proposition
2. Q2 & H1FY19 Financial Performance
3. Supplementary Information

Thomas Cook India Group offers a compelling value proposition

How we create value

1 Cohesive travel & allied services ecosystem

Broad array of products & value added services

Creating new growth engines

Transformation in newly acquired business

Scalable go-to-market strategy

2 Resilient financial profile

Growth focused agenda

Balance sheet strength

Orientation towards cashflow generation

3 Solid platform for future growth

Focus on
- Excellence in execution
- Expanding reach
- Customer centricity

Invest in
- People strength
- Online & digital technology
- Culture of Innovation

Grow by
- Investing prudently to achieve growth & deliver value for shareholders
- Targeted acquisitions & partnerships

Thomas Cook India Group offers a compelling value proposition

1 Cohesive travel & allied services ecosystem

A) Broad array of products & value added services

B) Creating new growth engines

C) Transformation in international DMS entities

D) Scalable go-to-market strategy

A) Broad array of products & value added services

What We Offer

Integrated business model creates value through scale and flexibility

Premier brand portfolio with multi-format strategy

Travel Services

B2C
- *Outbound*
- *Domestic*
- *Visa*

B2B
- *Corporate Travel*
- *India Destination Management Specialists (DMS) (Inbound)*
- *International DMS*
- *MICE**

Travel Related Financial Services

- *Forex*
- *Insurance*

tci
asian trails
allied·t·pro
sita
atm
SOTC
Thomas Cook Travel Smooth thomascook.in
desert adventures
private safaris (South Africa)
private safaris (East Africa)
luxe asia
KUONI

Our business is uniquely positioned to provide true value for our customers and shareholders

MICE- Meetings, Incentives, Conferences, Events*

Business Segments – Travel

B2C

Outbound	Domestic	Visa
Outbound business comprises of Leisure Outbound, E-business of TCIL, SOTC, Kuoni Hong Kong and TC Travel	*Domestic Travel comprises of domestic focussed activities of TCIL & SOTC*	*Caters to corporate clients, walk-ins & package tour clients, innovative technical and on-the-ground processes*

B2B

MICE	Corporate Travel	India DMS (Inbound)	International DMS
Caters to the rising demand for new destinations and experiential offerings	*Focused on corporate customers utilizing the online Booking Tool- Click2Book*	*Comprises the Inbound Travel business conducted under TCI and SITA brands*	*Comprises of DMS Entities which are Asian Trails, Desert Adventures, Private Safari (SA), Private Safari (EA) , Allied T Pro and Luxe Asia*

Revenue Mix - FY18

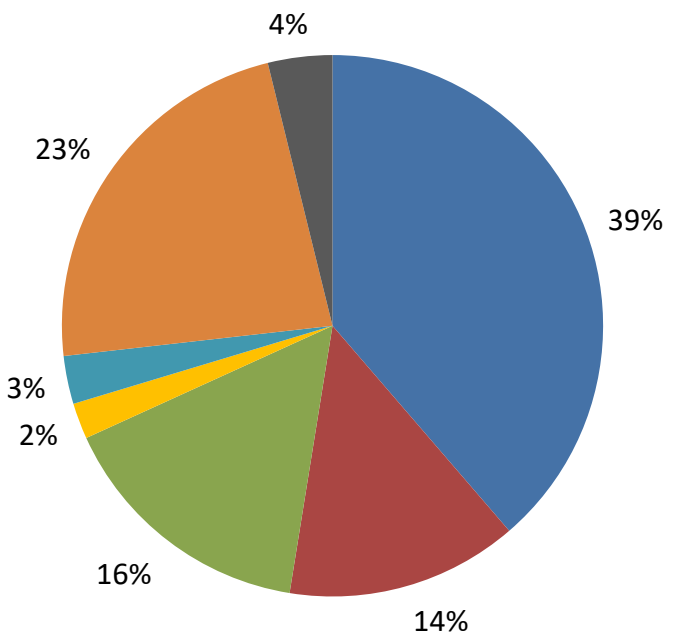

Outbound | Inbound | MICE | Domestic | Corporate Travel | DMS | Others

In accordance with Ind AS, revenue reporting for leisure travel (inbound, outbound, DMS, MICE, domestic) is recognized on gross basis and whilst corporate travel (with gross margin of 7%) is reported on net basis

Business Segments – Travel Related Financial Services



Forex

- One of India's largest foreign exchange dealers with dominance in the wholesale segment and keen focus on the retail market as well
- AD-II license holder,
- Only non bank in the country to issue Prepaid Travel cards
- Member of SWIFT
- One of the largest exporters of bank notes globally
- The segment is a consolidation of Foreign Exchange business of TCIL, TC Lanka and TC Forex
- The Reserve Bank of India had granted SOTC a Full Fledged Money Changer (FFMC) license in February, 2018.

Insurance

- Focus on Travel Insurance with the strategy of being a complete travel solutions provider for domestic as well as overseas travel

An important focus area for the Company

Retail segment to lead the path for future growth

Prepaid card growth – 5 year CAGR of 18%

Whole sale -Retail revenue Mix 15:85

Well positioned with requisite scale and expertise to leverage growth in the segment

B) Creating new growth engines

Domestic

- TCIL forayed into the domestic market in 2012 and since then has been successfully catering to the rapidly increasing growth of local tourism market
- Company's Domestic product teams have created unique products and itineraries within
  - Religious tourism
  - Leisure tourism
- Thomas Cook focused on leveraging its national presence along with regional focus to drive growth
- Adoption of various digital tools and technologies along with innovation in products to further boost growth

Unlock market potential and expand segment

Domestic segment continues to grow at 25-30% pa

Online

- Ecommerce accounts for over 25% of the packaged holidays business and over 17% of its overall travel business
- The online channel caters to all travel needs of customers: International Holidays, India Holidays, Foreign Exchange, Visa, Flights, Hotels and Travel Insurance
- Innovative launches such as the mobile app for holidays and forex each
- Concerted focus on
  - Investing in digital innovations in order to drive the omni-channel presence
  - Leveraging the empowered Indian consumer
  - Providing hassle-free experience

Crucial and indispensable tool for business growth at a global level

Focus on strengthening this segment by way of relevant investments

With strong execution, both the incubated business are expected to achieve profitability in 12 to 18 months

C) Transformation in international DMS entities

- TCIL acquired this business in June 2017, and has since then been committed to increasing volumes and containing losses.
- **Key drivers**

New segments entered post acquisition showing strong growth in Middle East

Steady growth in Asian market to support organic growth of DMS units

Growth in Luxury Travel to support growth of Africa, US and Middle east

Technology intervention in B2B connectivity and operational efficiency

Synergistic benefits fromThomas Cook's network

- Segment generated profits in Q2 as compared to losses at EBIT level in Q2FY18

	Asian Trails	Desert Adventures	Allied T Pro	Private Safari South Africa	Private Safari Eastern Africa
	• *Headquartered in Bangkok, it operates in Thailand, Vietnam, China, Malaysia, Myanmar, Indonesia, Cambodia and Laos*	• *Operated in Middle East along with partners in the UAE, Oman, Jordan and Qatar*	• *Allied T Pro has been a leader in the US inbound market*	• *It is one of the top 5 DMS in the Southern Africa*	• *Focused on Eastern Africa offering a gamut of destination management services*
H1 FY19 Sales	Rs 3,187 mn	Rs 1,375 mn	Rs 2,176 mn	Rs 274 mn	Rs 307 mn
Gross Margins	19%	13%	13%	22%	17%

Loss making *Transformation* *Profitability*

Progressive improvement with responsible changes to enable profitability in 18 months timeframe

D) Scalable go-to-market strategy

BRAND EQUITY	MARKET PRESENCE	SCALE & CAPABILITIES	OMNI CHANNEL NETWORK
• Leveraging a portfolio of leading brands • Highly-rated brand based on trust and excellence in quality of service	• Breadth and efficiency of global sales, service and operations • Across 24 countries across 4 continents • Team of over 7,590 across 15 nationalities	• Enhanced scale & capabilities to serve customers • High customer value driven offerings • Market leading customer base – over 5 million transactions per year	• Hybrid 'Clicks & Bricks' model • Focused on delivering a seamless experience across a wide physical network of 571 branches and franchisees across the country

Build and optimize businesses for profitable growth and scale through innovation and acquisitions

Omni Channel – Hybrid 'Clicks & Bricks' model

Thomas Cook Retail Outlets

571

Retail branches

- *286 owned branches including 175 foreign exchange*
- *190 franchise Gold Circle Partner outlets;*
- *95 Preferred Sales Agents*

Thomas Cook E-commerce

thomas cook.in
Travel Smooth

www.thomascook.in

- *Caters to the growing base of digitally empowered consumers via:*
  - *E Commerce vertical, www.thomascook.in accounts for over 17% of its overall travel business*
  - *Innovative mobile applications - Forex & Holiday Apps*
  - *Both have seen over 25% month over-month growth in downloads*
  - *Over 20% of sales of the online channel are contributed through Mobile web & apps*

Thomas Cook Call Centre

1800-2099-100

- *Facilitates ease of connectivity for customers at any given point of time*

Different channels for a fully connected and integrated network

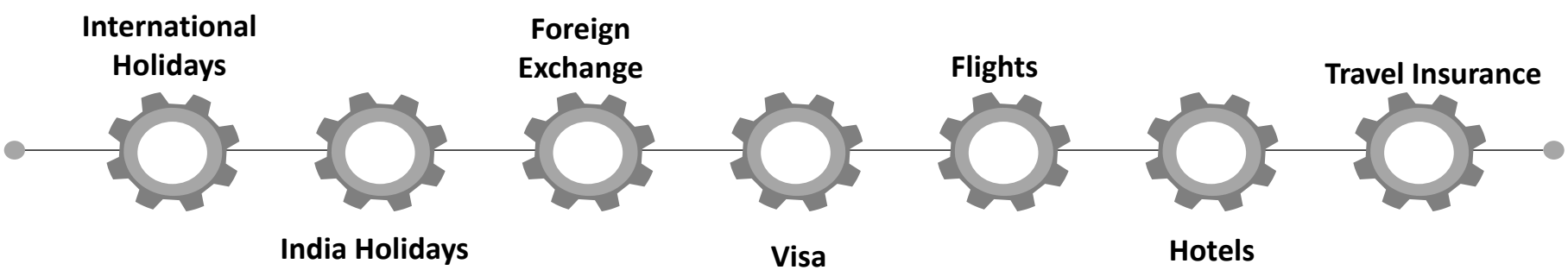

Thomas Cook India Group offers a compelling value proposition

2 Resilient financial profile

Growth focused agenda

Balance Sheet Strength

Orientation towards cashflow generation

Growth focused agenda

- Scalable and diversified model to provide access to sustainable growth
- Market/customer focused approach create a path to attractive, recurring growth
- Organic growth has been reinforced by well-timed acquisitions

Balance Sheet Strength

- Leaner balance sheet
- Focus on further deleveraging debt profile – Company is debt free on a standalone basis
- AA–/ Stable from CRISIL for long-term banking facilities
- Short-term rating of 'CRISIL A1+' on the banking facilities

Orientation towards cashflow generation



- TCIL's operations are characterized by strong cash flows
- Average free cashflow generation over the past two CY was Rs 2.1 bn
- Re-investing in creation of operating leverage
- Focused cash utilization to reduce debt profile

TCIL's strong financial position provides stability and flexibility to pursue accretive growth opportunities

Thomas Cook India Group offers a compelling value proposition

3 Solid platform for future growth

A) Focus
- Excellence in execution
- Expanding reach
- Customer centricity

B) Invest
- Online & digital technology
- Innovation
- People strength

C) Grow
- Investing prudently to achieve growth & deliver value for shareholders
- Targeted acquisitions & partnerships

A) Focus.

Excellence in execution



- Driving consolidation within the group- restructuring and amalgamation activities are a decisive step towards unlocking the potential value of Thomas Cook group companies
- Focus on simplification and creating lean a corporate structure
  - Quess spin-off
  - Ensure granular optimization in every business segment to drive efficiency & improve productivity
  - Benefit from synergies led by integration of backend operations

Expanding reach

- Integrated value chain provides access to multiple opportunities to expand in new markets as well as deepen presence in existing markets
- Expansion to be led by the omni channel model which leverages the strength of physical retail branches as well as growing online presence
- Commitment to increase consumer engagement and satisfaction

Customer centricity

- Key business priorities well aligned to customer needs
  - "Customer first orientation" - deeply embedded into DNA
- An unwavering commitment to be the partner of choice
- Drive experiential quotient by combining convenience and value for buck
- Explore partnerships to launch innovative solutions

B) Invest.

Online and digital technology

- Adopt scalable and emerging technologies and trends to
  - Capture growth potential
  - Enhance usability and scale seamless experiences
  - Cater to customers' evolving behaviors, needs and preferences
  - Drive sales productivity – Reduce TAT
  - Facilitate speed, automation and efficiency throughout a wide range of business functions

Culture of Innovation

- Utilize insight-driven and research-based framework to drive innovative solutions to
  - Create customer delight
  - Be a catalyst in driving growth and efficiency
  - Create new offerings

Enhance and expand organization capability



- Drive a higher ambition culture led by a sense of purpose and TCIL's values
- Targeted advancement and development of existing and future employees

B) Invest.

Key Initiatives - Online and Digital Technology

Customer Experience	Sales Productivity	Efficiency Enhancement
Integrated Customer Self Service Module- for both the Holidays and Forex apps, providing customers the ability to track their holiday/forex bookings and more **Click2Book** drives growth in Business Travel **iBook** : A unique travel management tool for corporate clients **Sabre Workspace** launched to benefit business travellers **Engage** : SOTC's new post-sale customer app **SOTC implements Optical Character Recognition (OCR):** Solution for passport scanning, thereby increasing accuracy and efficiencies in visa processing	**Voyager** a dynamic FIT package building platform enabling ease of customisation **iLead and Astra :** CRM integrated app and advanced web technology platform	**Tejas – Sales Analytics Programme:** to leverage analytics to improve lead conversion and productivity by prioritising leads

Latest initiatives

- **Strategic investment to acquire 24% stake in Ithaka- chat based mobile application**
- Focused on serving FIT (Free Individual Travellers) customers by recommending authentic local experiences for different destinations and helping plan their trip and book activities, hotels and flights.

Investing in digital technology to build tailored solutions to deliver differentiated, personalized experiences

B) Invest.

Key Initiatives - Innovation



C) Grow.

Invest prudently to deliver growth & deliver value for shareholders

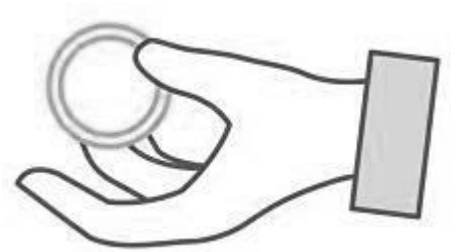

- Drive the levers of value creation for stakeholders
  - stable revenue growth
  - sustainable margin expansion
  - strong free cash flow
  - disciplined capital allocation

Targeted acquisitions and partnerships to enhance growth

- Strategic acquisitions help expand breadth of services offered as well as platform for growth
- Clear payback criteria, stringent and selective approach to acquisitions

2

Q2 & H1 FY19 Financial Performance

Results – Q2 FY19 Consolidated

	Comparable			Reported	
Particulars (Rs. mn)	**Q2 FY19**	**Q2 FY18**	**Shift (%)**	**Q2 FY19**	**Q2 FY18**
Revenue from Operations	15,951.5	14,020.8	13.8%	15,998.8	27,973.3
Other Income	107.2	(17.6)	-	112.7	150.6
Total Income from Operations	**16,058.7**	**14,003.2**	**14.7%**	**16,111.5**	**28,123.9**
Total Costs	15,833.7	14,019.5	12.9%	15,880.5	27,183.0
EBITDA	225.0	(16.2)	-	231.0	940.9
Depreciation / Amortization	164.2	161.2	1.9%	166.2	321.1
EBIT	60.8	(177.5)	-	64.9	619.7
Interest and Finance cost	172.9	221.2	(21.8)%	183.5	377.9
PBT	**(112.1)**	**(398.7)**	-	**(118.6)**	**241.9**

Note : The comparable numbers in the table above are post exclusion of Quess Corp and acquisitions made in the previous year (TC Forex & TC Travel).

Results – Q2 FY19 Consolidated

	Comparable			Reported	
Particulars (Rs. mn)	**Q2 FY19**	**Q2 FY18**	**Shift (%)**	**Q2 FY19**	**Q2 FY18**
Segment Revenue					
(a) Financial Services *	695.6	630.0	10.4%	729.6	630.0
(b) Travel and Related Services *	14,724.9	12,806.2	15.0%	14,738.2	12,806.2
(c) Human Resource Services	10.9	33.2	(67.1)%	10.9	13,985.8
(d) Vacation Ownership and Resorts Business	520.1	551.4	(5.7)%	520.1	551.0
Total	**15,951.5**	**14,020.9**	**13.8%**	**15,998.8**	**27,973.0**
Segment Results (EBIT)					
(a) Financial Services	231.4	168.5	37.3%	238.0	168.5
(b) Travel and Related Services	189.5	20.2	840.3%	186.9	20.2
(c) Human Resource Services	5.9	-	-	5.9	755.7
(d) Vacation Ownership and Resorts Business	(232.8)	(161.4)	44.2%	(232.8)	(161.4)
Total	**194.0**	**27.2**	**612.4%**	**198.0**	**782.9**
Less : Interest and Finance expenses	172.9	221.2	(21.8)%	183.5	377.9
Less : Common Expenditure	133.1	204.7	(34.9)%	133.1	163.3
PBT	**(112.1)**	**(398.6)**	**(71.9)%**	**(118.6)**	**241.7**

Note : The numbers in the table above are comparable YoY post exclusion of Quess Corp and acquisitions made in the previous year (TC Forex & TC Travel).

In accordance with Ind AS, revenue reporting for leisure travel (inbound, outbound, DMS, MICE, domestic) is recognized on gross basis and whilst corporate travel (with gross margin of 7%) is reported on net basis. Income from forex and insurance are on the basis of net margins earned.

Travel and Related Services revenue breakup – Q2 & H1 FY19

Revenue from Operations [1] (Rs mn) and revenue mix

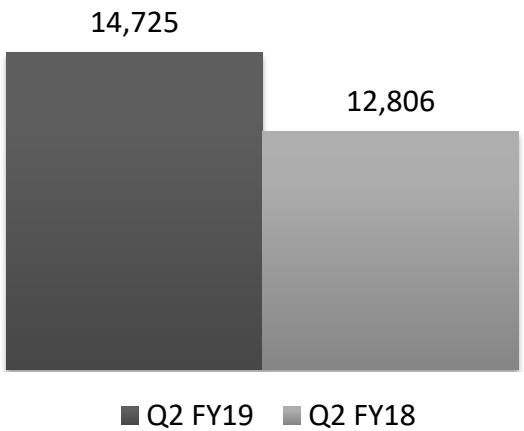

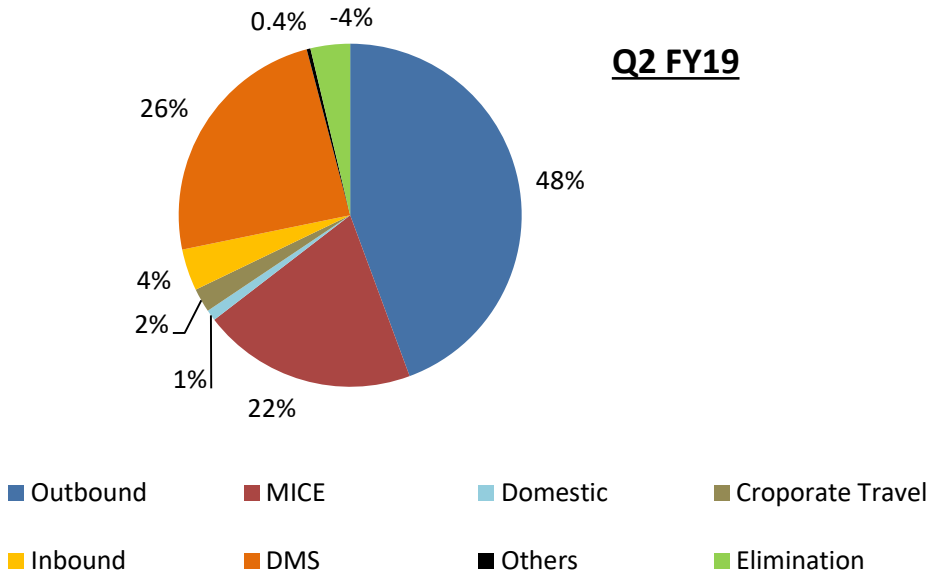

Travel segment gross operating margins

Segment	Q2 FY19	Avg full year margins
Outbound	15%	14%
Inbound	39%	21%
MICE	8%	8%
Domestic	19%	17%
Corporate Travel	6%	7%
DMS	17%	16%

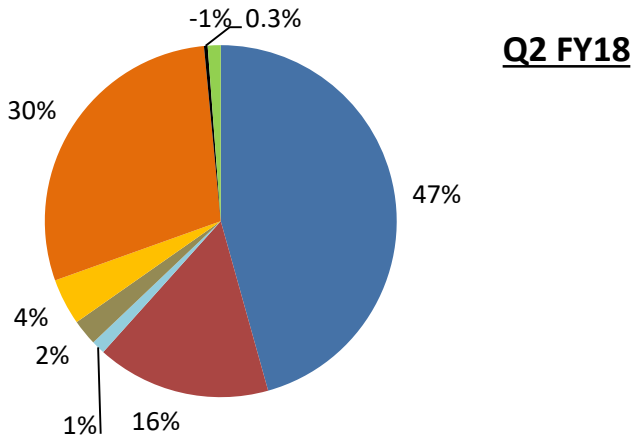

Note : The comparable numbers in the table above are post exclusion of Quess Corp and acquisitions made in the previous year (TC Forex & TC Travel)

Results – H1 FY19 Consolidated

	Comparable			Reported	
Particulars (Rs. mn)	**H1 FY19**	**H1 FY18**	**Shift (%)**	**H1 FY19**	**H1 FY18**
Revenue from Operations	**29,426.0**	**25,983.2**	**13.2%**	**36,844.0**	**56,704.7**
Other Income	268.7	192.3	39.8%	271.6	363.1
Total Income from Operations	**29,694.7**	**26,175.5**	**13.4%**	**37,115.6**	**57,067.8**
Total Costs	28,453.5	25,090.7	13.4%	35,897.8	54,262.5
EBITDA	**1,241.2**	**1,084.8**	**14.4%**	**1,217.7**	**2,805.3**
Depreciation / Amortization	275.2	265.2	3.8%	328.1	600.8
EBIT	**966.0**	**819.5**	**17.9%**	**889.6**	**2,204.5**
Interest and Finance cost	309.1	400.5	(22.8)%	351.0	739.5
PBT	**656.9**	**419.0**	**56.8%**	**538.6**	**1,465.0**

Note : The comaprable numbers in the table above are post exclusion of Quess Corp and acquisitions made in the previous year (DMS, TC Forex & TC Travel)

Results – H1 FY19 Consolidated

	Comparable			Reported	
Particulars (Rs. mn)	**H1 FY19**	**H1 FY18**	**Shift (%)**	**H1 FY19**	**H1 FY18**
Segment Revenue					
(a) Financial Services *	1,389.5	1,385.7	0.3%	1,459.9	1,385.7
(b) Travel and Related Services *	26,773.2	23,235.4	15.2%	34,120.9	27,031.3
(c) Human Resource Services	18.2	(2.6)	-	18.2	26,923.0
(d) Vacation Ownership and Resorts Business	1,245.0	1,364.8	(8.8)%	1,245.0	1,364.8
Total	**29,426.0**	**25,983.2**	**13.2%**	**36,844.0**	**56,704.7**
Segment Results (EBIT)					
(a) Financial Services	465.0	455.3	2.1%	480.2	455.3
(b) Travel and Related Services	1,052.9	870.0	21.0%	961.4	822.1
(c) Human Resource Services	9.3	-	-	9.3	1,457.4
(d) Vacation Ownership and Resorts Business	(291.4)	(165.2)	76.4%	(291.4)	(165.2)
Total	**1,235.9**	**1,160.2**	**6.5%**	**1,159.5**	**2,569.6**
Less : Interest and Finance expenses	309.1	400.5	(22.8)%	351.0	739.5
Less : Common Expenditure	269.8	340.6	(20.8)%	269.8	365.1
PBT	**656.9**	**419.0**	**56.8%**	**538.7**	**1,465.1**

Note : The comparable numbers in the table above are post exclusion of Quess Corp and acquisitions made in the previous year (DMS, TC Forex & TC Travel)

** In accordance with Ind AS, revenue reporting for leisure travel (inbound, outbound, DMS, MICE, domestic) is recognized on gross basis and whilst corporate travel (with gross margin of 7%) is reported on net basis. Income from forex and insurance are on the basis of net margins earned.*

Results Background – Q2FY19

Group Consolidated

- On a comparable basis, consolidated revenue from operations for the quarter increased by 14% y-o-y to Rs. 15.9 bn from Rs. 14 Bn.
- Consolidated PBT of core businesses (Travel & Forex) increased to Rs. 143 mn. as against a loss of Rs. 226 mn. on a comparable basis
- Performance driven by TCIL standalone entity and Hong Kong operations, coupled with reduction in losses of Destination Management Specialist (DMS) companies
- Despite being a lean quarter, the Inbound business saw robust trading with a growth in sales of 12% and increase in other income

TCIL Standalone

- Revenue from operations for Q2 FY19 increased by 26% y-o-y to Rs. 5.6 bn. from Rs. 4.5 bn.
- Profit Before Tax for Q2 FY19 increased to Rs. 135 mn. from a loss of Rs. 36 mn. The quarter saw strong performances due to higher sales from MICE (77%), Corporate Travel (22%) Holiday businesses (11%) and Forex (23%)
- The company incurred a cost of Rs. 25 mn. during the quarter due to new initiatives and one-time cost

Travel & Related Services

- The revenue from operations from the Travel Businesses increased 15% in Q2 FY19; EBIT registered a growth to 189 mn. from Rs. 21 mn. on a comparable basis
    - The Holidays business registered a sales growth of 16% and MICE a growth of 51% over the same period of the previous financial year
- The DMS companies reduced their losses during the quarter

Financial Services

- Forex revenues increased by 16% y-o-y mainly due to:
    - Continued efforts in the Retail business with a growth in revenue of 11% y-o-y on a comparable basis
    - The Thomas Cook Borderless Prepaid Card (BPC) with increased sales of 12% y-o-y

Results Background – Q2FY19

Vacation ownership & resorts business

- Despite Q2 being a lean season and the impact of heavy floods in key resort locations (Thekkady, Munnar & Wayanad in Kerala and Manali & Kufri in Himachal Pradesh), revenues for the quarter on a comparable basis stood at Rs. 584 mn. Vs Rs.554 mn. last year.
    - Post impact of IND AS 115 revenue from operations for the quarter was Rs. 523 mn.
- Average Room Rent (ARR) for Q2 FY 19 increased by 9% compared to Q2 FY18

Material events during the quarter

- **Strengthening financial position**: Thomas Cook India pre-paid the principle amount of Rs 670 Mn. for the 9.37% Non-convertible Debentures (NCDs). Standalone entity now debt free.
- **Expansion into Global Markets:** TCIL obtained ARC (Airlines Reporting Corporation) accreditation and necessary operating licenses via its recently acquired Destination Management Company, Allied TPro. This will enable the commencement of its US Operations in a focused initiative to leverage the high potential business travel segment- to & from the United States.
- **Acquisition:** Announced acquisition of a 24% strategic stake in TravelJunkie Solutions Private Limited, a Mumbai based travel tech start-up via its wholly owned subsidiary TC Tours Ltd. This marks Thomas Cook's first investment in the exciting travel tech space.
- **India Network expansion:** New branches were opened in New Delhi, Hyderabad, Udupi and 2 counters at Jaipur Airport; while 11 new franchise Gold Circle Partner outlets were opened across metros, Tier 2 & 3 locations including, Mumbai, Delhi, Hyderabad, Chennai, Kolkata, Faridabad, Pondicherry, Bilaspur, Shimoga and Nellore

Management comments- Q2 & H1 FY19

Commenting on the results, ***Mr. Madhavan Menon, Group Chairman and Managing Director****, said: "The second quarter has witnessed a strong performance across our core travel and foreign exchange businesses; our global Destination Management acquisitions delivering well on the back of robust trading.*

Our concerted focus on working capital management and cash generation enabled us to de-leverage our balance sheet. We have successfully prepaid the debt in our standalone entity, thus making it debt-free.

We are also very excited about our recently announced intent to acquire a 24% stake in Ithaka (Travel Junkie), aimed at leveraging the growing appeal from India's younger/experiential travellers and significantly improving customer experience across channels.

We have also adopted robotics at our shared services centre with the intent of driving process improvements and overall efficiencies.

Our forward booking position is up by 20% and this augurs well for the upcoming winter season."



3 Supplementary Information

Thomas Cook Group Structure

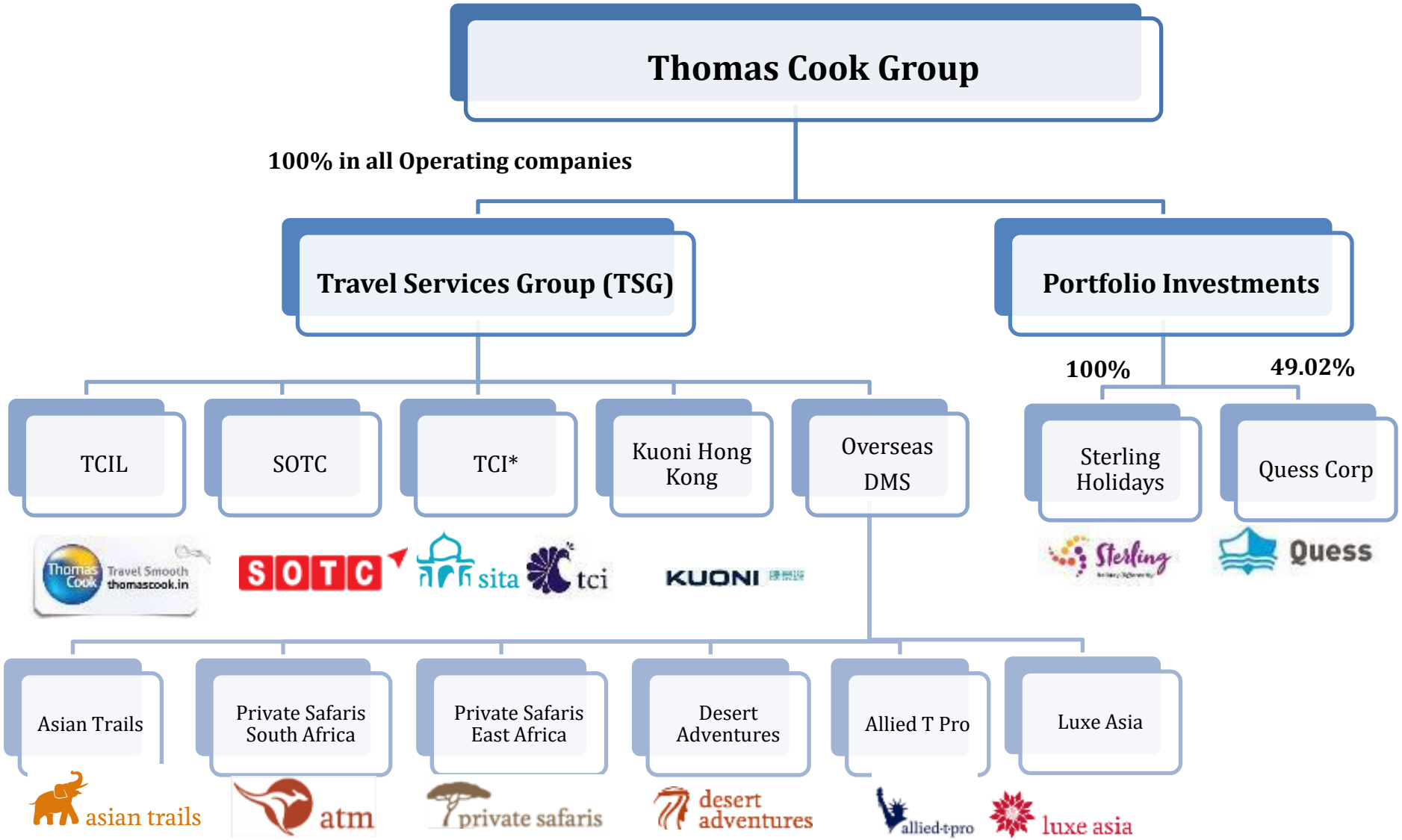

Travel Corporation (India) Limited

Portfolio Investments – Vacation Ownership & Resorts

- Sterling Holiday Resorts Limited (Sterling Holidays) is a leading holiday lifestyle company in India and the pioneer of Vacation Ownership (VO) in India
- It has a current inventory of 2177 rooms spread across 33 resorts

Key Indicators	FY 14	FY 15	FY 16	FY 17	FY 18	H1FY19
VO new members	3,651	5,481	6,233	5,295	4,065	1473
Average unit realization (Rs lacs)	2.21	2.38	2.52	2.88	2.92	3.07
Resort Occupancy	49%	56%	57%	63%	64%	64%
ARR (Rs)	2,291	2,730	2,982	3,123	3,529	3,898

Contact Us

For further information please contact

Debasis Nandy
President and Group CFO
Tel: +91 22 4242 7000
Email: Debasis.Nandy@in.thomascook.com

Urvashi Butani
General Manager- Investor Relations
Tel: +91 22 4242 7095
Email: Urvashi.Butani@in.thomascook.com

Corporate Identification No: L63040MH1978PLC020717
Investor e-mail id: sharedept@in.thomascook.com
Regd. Office: Thomas Cook India Ltd, Marathon Futurex, A Wing, 11Th & 13th Floor, N.M. Joshi Marg, Lower parel (E), Mumbai 400013
Website : www.thomascook.in

About Thomas Cook (India) Limited: About Thomas Cook (India) Limited: Thomas Cook (India) Ltd. (TCIL) is the leading integrated travel and travel related financial services company in the country offering a broad spectrum of services that include Foreign Exchange, Corporate Travel, MICE, Leisure Travel, Insurance, Visa & Passport services and E-Business. The company set up its first office in India in 1881.

The Thomas Cook India Group spanning 24 countries across 4 continents, a team of over 75,90 and a combined revenue in excess of Rs. 11,411.6 Cr. (over $ 1.75 Bn), operates leading B2C and B2B brands including, Thomas Cook, SOTC, TCI, SITA, Asian Trails, Allied T Pro, Australian Tours Management, Desert Adventures, Travel Circle International Limited, Private Safaris East & South Africa. The Group is today one of the largest travel service provider networks headquartered in the Asia-Pacific region.

.

Disclaimer

- This presentation has been prepared by Thomas Cook (India) Limited (“Company") solely for information purposes without any regard to any specific objectives, financial situations or informational needs of any particular person. This presentation may not be copied, distributed or disseminated, directly or indirectly, in any manner. Failure to comply with this directive may result in a violation of the applicable law in certain jurisdictions. By reviewing this presentation, you agree to be bound by the restrictions contained herein, and to maintain absolute confidentiality, regarding the information disclosed in these materials
- This presentation does not constitute or form part of and should not be construed as, directly or indirectly, any offer or invitation or inducement to sell or issue, or any solicitation of any offer to purchase or subscribe for, any securities of the Company by any person in any jurisdiction, including in India, nor shall it or any part of it or the fact of its distribution form the basis of, or be relied on in connection with, any investment decision or any contract or commitment therefore
- This presentation contains statements that may constitute forward looking statements. These statements include descriptions regarding the intent, belief or current expectations of the Company or its directors and officers with respect to the results of operations and financial condition of the Company. These statements can be recognized by the use of words such as ''expects", "plans", 'will", "estimates", "projects", or other words of similar meaning. Such forward-looking statements are not guarantees of future performance and involve risks and uncertainties, and actual results may differ materially from those in such forward-looking statements as a result of various factors and assumptions which the Company believes to be reasonable in light of its operating experience in recent years. The risks and uncertainties relating to these statements include, but not limited to, risks and uncertainties, regarding fluctuations in earnings, our ability to manage growth, competition, our ability to manage our international operations, government policies, regulations, etc. The Company does not undertake any obligation to revise or update any forward looking statement that may be made from time to time by or on behalf of the Company including to reflect actual results, changes in assumptions or changes in factors affecting these statements. Given these risks, uncertainties and other factors, viewers of this presentation are cautioned not to place undue reliance on these forward looking statements. This presentation may contain certain currency exchange rates and the same have been provided only for the convenience of readers. No representation is made that the Rupee amounts actually represent such USD amounts or could have been, or could be, converted into USD at the indicated rates
- This presentation is not a complete description of the Company and may not be all inclusive and may not contain all of the information that you may consider material. The information contained in this presentation has not been independently verified. No representation, warranty, guarantee or undertaking, express or implied, is or will be made as to, and no reliance should be placed on, the accuracy, completeness, correctness or fairness of the information, estimates, projections and opinions contained in this presentation. Viewers of this presentation must make their own assessment of the relevance, accuracy and adequacy of the information contained in this presentation and must make such independent investigation as they may consider necessary or appropriate for such purpose. Such information and opinions are in all events not current after the date of this presentation. Further, past performance is not necessarily indicative of future results. Any opinions expressed in this presentation or the contents of this presentation are subject to change without notice. This presentation should not be construed as legal, tax, accounting, investment or other advice
- Any person placing reliance on the information contained in this presentation or any other communication by the Company does so at his or her own risk and none of the Company nor any of its affiliates, advisers or representatives, any placement agent, promoters or any other persons that may participate in any offering of any securities of the Company shall have any responsibility or liability whatsoever, whether arising in tort, contract or otherwise, for any errors, omissions, insufficiencies or inaccuracies in such information or opinions or for any loss, cost or damage suffered or incurred howsoever arising, directly or indirectly, from any use of this presentation or its contents or otherwise in connection with this presentation
- This presentation has not been and will not be registered as a prospectus with any Registrar of Companies in India. This presentation is not a prospectus, a statement in lieu of a prospectus, an offering circular, an advertisement, a private placement offer letter or an offer document under the Companies Act, 2013 and the rules made thereunder, the Securities and Exchange Board of India (Issue of Capital and Disclosure Requirements) Regulations, 2009, as amended, or any other applicable law