

Thejo Engineering Limited

41 Cathedral Road,  
Chennai - 600 086.  
India

T +91 44 42221900  
F +91 44 42221910  
thejo@thejo-engg.com  
[www.thejo-engg.com](http://www.thejo-engg.com)



07<sup>th</sup> February, 2025

The Manager,  
Listing Department,  
National Stock Exchange of India Limited  
Exchange Plaza,  
Bandra Kurla Complex, Bandra (E),  
Mumbai 400051.

Dear Sir/Madam,

Scrip Code: THEJO – EQ

Sub: Integrated Filing (Financial) for the quarter and nine months ended 31<sup>st</sup> December, 2024

Pursuant to SEBI Circular No. SEBI/HO/CFD/CFD-PoD-2/CIR/P/2024/185 dated 31.12.2024 read with NSE Circular No. NSE/CML/2025/02 dated 02.01.2025, we are attaching herewith the Integrated Filing (Financial) for the quarter and nine months ended 31<sup>st</sup> December, 2024.

You are requested to kindly take the same on record and disseminate.

Yours truly,  
For Thejo Engineering Limited,

V. A GEORGE  
EXECUTIVE CHAIRMAN  
DIN: 01493737

Thejo Engineering Limited

41 Cathedral Road,  
Chennai - 600 086.  
India

T +91 44 42221900  
F +91 44 42221910  
thejo@thejo-engg.com  
[www.thejo-engg.com](http://www.thejo-engg.com)



**Integrated Filing (Financial) for the Quarter and nine months ended December 31, 2024**

<b>S. No</b>	<b>Particulars</b>	<b>Details</b>
A	Financial Results for the Quarter and nine months ended 31 <sup>st</sup> December, 2024 (Standalone & Consolidated)	Enclosed
B	Statement on Deviation or Variation for proceeds of public issue, rights issue, preferential issue, qualified institutions placement etc.,	Not Applicable
C	Disclosure of outstanding default on loans and debt securities	Not Applicable as there is no default.
D	Disclosure of Related Party Transactions (applicable only for half-yearly filings i.e., 2 <sup>nd</sup> and 4 <sup>th</sup> quarter)	Not Applicable
E	Statement on impact of audit qualifications (for audit report with modified opinion) submitted along- with annual audited financial results (standalone and consolidated separately) (applicable only for annual filing i.e., 4 <sup>th</sup> quarter)	Not Applicable

Corporate Identification Number: L27209TN1986PLC012833

Reg. Office : 41 Cathedral Road, Chennai - 600 086, India. Tel : +91 44 42221900 Fax: +91 44 42221910

Works: Irulipattu Village, Alinjivakkam Post, Ponneri Taluk, Chennai - 600 067. Tel: +91 44 27984342

**Independent Auditors Limited Review Report on the Unaudited Standalone Quarterly and Year-to-Date Financial results of Thejo Engineering Limited pursuant to the Regulation 33 of the SEBI (Listing Obligations and Disclosure Requirements) Regulations, 2015.**


To  
**The Board of Directors,  
Thejo Engineering Limited,  
Chennai.**

- 1 We have reviewed the accompanying statement of unaudited standalone financial results of **Thejo Engineering Limited** (“the Company”) for the quarter and Nine months period ended December 31, 2024 together with relevant notes thereon (“the Statement”), being submitted by the Company pursuant to the requirements of Regulation 33 of SEBI (Listing Obligations and Disclosure Requirements) Regulations, 2015 as amended (“Listing Regulations”).
- 2 This Statement, which is the responsibility of the Company’s Management and approved by the Board of Directors, has been prepared in accordance with the recognition and measurement principles laid down in Indian Accounting Standard 34 (“Ind AS 34”), “Interim Financial Reporting”, prescribed under Section 133 of Companies Act, 2013 as amended read with relevant rules issued thereunder and other accounting principles generally accepted in India and in compliance with Regulation 33 of the Listing Regulations. Our responsibility is to express a conclusion on the statement based on our review.
- 3 We conducted our review of the statement in accordance with the Standard on Review Engagement (“SRE”) 2410, “Review of Interim Financial Information Performed by the Independent Auditor of the Entity”, issued by the Institute of Chartered Accountants of India. This standard requires that we plan and perform the review to obtain moderate assurance as to whether the statement is free from material misstatement. A review of interim financial information consists of making inquiries, primarily of persons responsible for financial and accounting matters, and applying analytical and other review procedures. A review is substantially less in scope than an audit conducted in accordance with Standards on Auditing specified under section 143(10) of the Companies Act, 2013 and consequently does not enable us to obtain assurance that we would become aware of all significant matters that might be identified in an audit. Accordingly, we do not express an audit opinion.
- 4 Based on our review conducted and procedures performed as stated in paragraph 3 above, nothing has come to our attention that causes us to believe that the accompanying statement prepared in accordance with the recognition and measurement principles laid down in the aforesaid Indian Accounting Standards (“Ind AS”) specified under section 133 of the Companies Act, 2013, as amended, read with relevant rules issued thereunder and other accounting principles generally accepted in India, has not disclosed the information required to be disclosed in terms of Regulation 33 of the Listing Regulations including the manner in which it is to be disclosed, or that it contains any material misstatement.


Place: Chennai.  
Date: February 7, 2025

**For Brahmayya & Co.,  
Chartered Accountants**  
Firm Regn. No. 000511S  
  
**Ravi Sankar**  
Partner  
Membership No. 025929  
UDIN: 25025929BMRJSE1435

Thejo Engineering Limited						
Regd Off: No.41, Cathedral Road, Chennai 600 086						
CIN: L27209TN1986PLC012833 Ph:044-42221900 Fax:044-42221910 Email:investor@thejo-engg.com Website:www.thejo-engg.com						
Standalone Financial Results for the quarter and nine months ended 31 <sup>st</sup> December, 2024						
All Amounts are Rs.In lakhs unless stated otherwise						
Particulars	Quarter ended 31-12-2024	Quarter ended 30-09-2024	Quarter ended 31-12-2023	Nine months ended 31-12-2024	Nine months ended 31-12-2023	Previous year ended 31-03-2024
	Standalone Unaudited	Standalone Audited	Standalone Unaudited	Standalone Unaudited	Standalone Unaudited	Standalone Audited
I Revenue from Operations	11169.02	10161.59	9698.36	31316.72	29134.62	39157.26
II Other Income	10.79	62.48	142.16	115.49	212.16	189.53
III Total Income (I+II)	11179.81	10224.07	9840.52	31432.21	29346.78	39346.79
IV Expenses						
a. Cost of Materials consumed	2473.36	2203.79	2085.45	6685.86	6608.38	8904.54
b. Purchase of stock-in-trade	113.53	20.14	57.26	248.66	95.68	114.17
c. Changes in inventories of finished goods, work-in-progress and stock-in-trade	-222.59	-318.90	-186.86	-604.17	-582.87	-293.54
d. Employee benefits expense	3012.32	3029.03	2862.69	9005.60	8137.91	11105.83
e. Finance Costs	82.36	93.74	108.47	274.61	342.13	442.32
f. Depreciation and amortisation expense	370.76	367.55	375.94	1081.54	1064.15	1537.14
g. Other expenses	3598.29	3234.23	2984.28	9875.51	9517.44	12410.39
Total Expenses	9428.03	8629.58	8287.23	26567.61	25182.82	34220.85
V. Profit/(Loss) before exceptional items and tax (III-IV)	1751.78	1594.49	1553.29	4864.60	4163.96	5125.94
VI Exceptional Items	0.00	0.00	0.00	0.00	0.00	0.00
VII. Profit/(Loss) before tax (V-VI)	1751.78	1594.49	1553.29	4864.60	4163.96	5125.94
VIII. Tax expenses						
(a) Current Tax	472.16	448.03	423.52	1338.57	1161.30	1409.11
(b) Deferred Tax	-19.36	-36.44	-25.22	-85.18	-86.70	-88.21
IX Profit (Loss) for the period (VII-VIII)	1298.98	1182.90	1154.99	3611.21	3089.36	3805.04
X Other Comprehensive Income						
A Items that will not be reclassified to profit or loss						
(i) Remeasurements of net defined benefit plans	23.01	-95.29	12.29	2.03	4.29	-47.26
(ii) Income-tax on above	5.79	-23.98	3.09	0.51	1.08	-11.89
B (i) Items that will be reclassified to profit or loss	0.00	0.00	0.00	0.00	0.00	0.00
(ii) Income-tax relating to items that will be reclassified to profit or loss	0.00	0.00	0.00	0.00	0.00	0.00
XI Total Comprehensive Income for the period (IX+X)	1316.20	1111.59	1164.19	3612.73	3092.57	3769.67
XII Paid-up equity share capital (Face Value of Rs. 10/- each)	1084.52	1084.27	1073.93	1084.52	1073.93	1076.43
XIII Other Equity						20616.01
XIV Earnings per equity share of Face Value of Rs. 10/- each (not annualised)						
(a) Basic (in Rs.)	11.98	10.91	10.76	33.36	28.82	35.46
(b) Diluted (in Rs.)	11.98	10.90	10.67	33.34	28.53	35.17



Notes:						
1) Segment Results						
	Quarter ended	Quarter ended	Quarter ended	Nine months ended	Nine months ended	Previous year ended
	31-12-2024	30-09-2024	31-12-2023	31-12-2024	31-12-2023	31-03-2024
	<b>Standalone</b>	<b>Standalone</b>	<b>Standalone</b>	<b>Standalone</b>	<b>Standalone</b>	<b>Standalone</b>
	Unaudited	Audited	Unaudited	Unaudited	Unaudited	Audited
<i>Segment Revenue</i>						
a) Manufacturing Units	5845.86	5299.92	5623.70	16167.97	15448.58	21452.35
b) Service Units	6805.99	6099.64	5366.27	19303.89	17225.42	22457.24
c) Others	0.00	0.00	1.18	0.00	114.14	130.78
Total	12651.85	11399.56	10991.15	35471.86	32788.14	44040.37
Less: Inter-segment Revenue	1482.83	1237.97	1292.79	4155.14	3653.52	4883.11
Net Sales/Income from Operations	11169.02	10161.59	9698.36	31316.72	29134.62	39157.26
<i>Segment Results before interest and tax</i>						
a) Manufacturing Units	1029.81	940.74	1291.96	2801.53	3042.53	3962.64
b) Service Units	1245.52	1185.04	730.20	3606.53	2745.26	3430.44
c) Others	0.00	0.00	-21.83	-5.40	-77.82	-77.06
Total	2275.33	2125.78	2000.33	6402.66	5709.97	7316.02
Less:						
i) Finance Costs	82.36	93.74	108.47	274.61	342.13	442.32
ii) Other unallocable expenses (net of unallocable income)	441.19	437.55	338.57	1263.45	1203.88	1747.76
Total Profit before tax	1751.78	1594.49	1553.29	4864.60	4163.96	5125.94
<i>Segment Assets</i>						
a) Manufacturing Units	15927.28	15597.24	16339.67	15927.28	16339.67	16026.43
b) Service Units	11732.33	12237.29	10367.18	11732.33	10367.18	10033.31
c) Others	0.00	0.00	595.72	0.00	595.72	570.56
d) Unallocated	7668.54	6229.18	4185.73	7668.54	4185.73	5639.03
Total	35328.15	34063.71	31488.30	35328.15	31488.30	32269.33
<i>Segment Liabilities</i>						
a) Manufacturing Units	5304.67	5168.39	4900.67	5304.67	4900.67	5162.65
b) Service Units	2451.01	2475.46	2163.19	2451.01	2163.19	2284.05
c) Others	0.00	0.00	7.22	0.00	7.22	4.44
d) Unallocated	2420.95	2608.74	3427.71	2420.95	3427.71	3125.75
Total	10176.63	10252.59	10498.79	10176.63	10498.79	10576.89
<i>Capital Employed</i>						
a) Manufacturing Units	10622.61	10428.85	11439.00	10622.61	11439.00	10863.78
b) Service Units	9281.32	9761.83	8203.99	9281.32	8203.99	7749.26
c) Others	0.00	0.00	588.50	0.00	588.50	566.12
d) Unallocated	5247.59	3620.44	758.02	5247.59	758.02	2513.28
Total	25151.52	23811.12	20989.51	25151.52	20989.51	21692.44



2) The above financial results have been approved by the Board of Directors of the Company at their Meeting held on 7th February, 2025, after review by the Audit Committee. The standalone financial results for the quarter and nine months ended 31st December, 2024 have been subjected to a limited review by M/s. Brahmaya & Co, Chartered Accountants, the Statutory Auditors of the Company.

3) Figures for the previous periods have been regrouped/reclassified, where necessary, to conform to the classification of the current period.




Place: Chennai  
Date: 7th February, 2025

By Order of the Board  
For Thejo Engineering Limited

A handwritten signature in black ink, appearing to read "V A George".

V A George  
Executive Chairman  
DIN 01493737



**Independent Auditor's Limited Review Report on Consolidated Unaudited Quarter and Year-to-date Financial Results of the Thejo Engineering Limited Pursuant to the Regulation 33 of the SEBI (Listing Obligations and Disclosure Requirements) Regulations, 2015.**

To

**The Board of Directors,  
Thejo Engineering Limited,  
Chennai.**

1. We have reviewed the accompanying Statement of consolidated unaudited Financial Results of Thejo Engineering Limited (“Holding Company”) and its subsidiaries (holding Company and its subsidiaries together referred to as “the Group”), for the Quarter and Nine months period ended December 31 2024 (“the Statement”), being submitted by the Holding Company pursuant to the requirement of Regulation 33 of SEBI (Listing Obligations and Disclosure Requirements) Regulations, 2015, as amended (“Listing Regulations”).
2. This Statement, which is the responsibility of the Holding Company’s Management and approved by Holding company’s Board of Directors, has been prepared in accordance with the recognition and measurement principles laid down in Indian Accounting Standard 34 (“Ind AS 34”), “Interim Financial Reporting”, prescribed under Section 133 of Companies Act, 2013 as amended read with relevant rules issued thereunder and other accounting principles generally accepted in India and in compliance with Regulation 33 of the Listing Regulations. Our responsibility is to express a conclusion on the statement based on our review.
3. We conducted our review of the statement in accordance with the Standard on Review Engagement (“SRE”) 2410, “Review of Interim Financial Information Performed by the Independent Auditor of the Entity”, issued by the Institute of Chartered Accountants of India. This standard requires that we plan and perform the review to obtain moderate assurance as to whether the statement is free from material misstatement. A review of interim financial information consists of making inquiries, primarily of persons responsible for financial and accounting matters, and applying analytical and other review procedures. A review is substantially less in scope than an audit conducted in accordance with Standards on Auditing specified under section 143(10) of the Companies Act, 2013 and consequently does not enable us to obtain assurance that we would become aware of all significant matters that might be identified in an audit. Accordingly, we do not express an audit opinion.
4. We also performed procedures in accordance with the circular issued by the SEBI under Regulation 33(8) of the SEBI (Listing Obligations and Disclosure Requirements) Regulations 2015, as amended to the extent applicable
5. The statement includes the results of the following entities:

	<b>Name of the entity</b>	<b>Relationship</b>
1	Thejo Engineering Limited	Holding Company
2	Thejo Hatcon Industrial Services Company, Saudi Arabia	Subsidiary Company
3	Thejo Australia Pty Ltd, Australia	Subsidiary Company
4	Thejo Brasil Comercio E Servicos Ltda, Brasil	Subsidiary Company
5	Thejo Engineering LatinoAmerica SpA, Chile	Subsidiary Company
6	TE Global FZ-LLC, Ras-Al-Khaimah, UAE	Subsidiary Company

6. Based on the review conducted and procedures performed as stated in paragraph 3 above and based on the consideration of the review reports of the other auditors referred in paragraph 7 below, nothing has come to our attention that causes us to believe that the accompanying statement prepared in accordance with the recognition and measurement principles laid down in the aforesaid Indian Accounting Standards ('Ind AS') specified under Section 133 of the Companies Act, 2013 as amended, read with relevant rules thereunder and other accounting principles generally accepted in India, has not disclosed the information required to be disclosed in terms of Regulation 33 of the SEBI (Listing Obligations and Disclosure Requirements) Regulations 2015, as amended including the manner in which it is to be disclosed, or that it contains any material misstatement.
7. We did not review the interim financial statements of five subsidiary companies included in the consolidated unaudited financial results, whose interim financial results reflect total revenues of Rs. 3,196.06 lacs and Rs. 11,174.80 lacs, total net profit after tax of Rs. 48.80 lacs and total net loss after tax of Rs. 29.03 lacs and total comprehensive income of Rs. 48.80 lacs and total comprehensive loss of Rs. 29.03 lacs for the quarter ended December 31, 2024 and for the period from April 2024 to December 31, 2024 respectively, as considered in the consolidated unaudited financial results. These interim financial results have been reviewed by other auditors whose reports have been furnished to us by the Management and our conclusion on the statement, in so far as it relates to the amounts and disclosures included in respect of the subsidiaries, is based solely on the reports of the other auditor and procedures performed by us as stated in paragraph 3 above.

Our conclusion on the Statement is not modified in respect of the above matter.

**For Brahmayya & Co.,**  
**Chartered Accountants**  
Firm Regn. No. 000511S



**Ravi Sankar**  
**Partner**


Membership No. 025929  
UDIN: 25025929BMRJSD3433

Place: Chennai.  
Date: February 7, 2025

Thejo Engineering Limited						
Regd Off: No.41, Cathedral Road, Chennai 600 086						
CIN: L27209TN1986PLC012833 Ph:044-42221900 Fax:044-42221910 Email:investor@thejo-engg.com Website:www.thejo-engg.com						
Consolidated Financial Results for the quarter and nine months ended 31st December, 2024						
All Amounts are Rs.In lakhs unless stated otherwise						
Particulars	Quarter Ended	Quarter Ended	Quarter Ended	Nine months Ended	Nine months Ended	Previous Year Ended
	31-12-2024	30-09-2024	31-12-2023	31-12-2024	31-12-2023	31-03-2024
	Consolidated	Consolidated	Consolidated	Consolidated	Consolidated	Consolidated
	Unaudited	Unaudited	Unaudited	Unaudited	Unaudited	Audited
I Revenue from Operations	13557.68	13343.59	14986.80	39954.45	41858.62	55940.49
II Other Income	-8.31	404.08	202.68	464.47	350.90	322.13
III Total Income (I+II)	13549.37	13747.67	15189.48	40418.92	42209.52	56262.62
IV Expenses						
a. Cost of Materials consumed	2689.13	2927.28	3322.39	8302.54	9064.47	11869.05
b. Purchase of stock-in-trade	113.53	20.14	57.26	248.66	95.68	114.17
c. Changes in inventories of finished goods, work-in-progress and stock-in-trade	8.00	-307.54	-161.16	-603.96	-724.72	-208.41
d. Employee benefits expense	4188.17	4501.02	4575.26	13040.29	12908.94	17154.24
e. Finance Costs	114.45	139.39	159.80	399.70	501.66	642.77
f. Depreciation and amortisation expense	476.29	487.00	523.07	1412.26	1457.94	2044.31
g. Other expenses	4141.12	4515.47	4288.87	13019.50	13036.52	16983.52
Total Expenses	11730.69	12282.76	12765.49	35818.99	36340.49	48599.65
V. Profit/(Loss) before exceptional items and tax (III-IV)	1818.68	1464.91	2423.99	4599.93	5869.03	7662.97
VI Exceptional Items	0.00	0.00	0.00	0.00	0.00	0.00
VII. Profit/(Loss) before tax (V-VI)	1818.68	1464.91	2423.99	4599.93	5869.03	7662.97
VIII. Tax expenses						
(a) Current Tax	513.79	486.35	581.21	1433.55	1363.00	1867.01
(b) Deferred Tax	-78.77	-249.82	-48.70	-406.39	-87.36	-142.34
IX Profit (Loss) for the period (VII-VIII)	1383.66	1228.38	1891.48	3572.77	4593.39	5938.30
X Other Comprehensive Income						
A Items that will not be reclassified to profit or loss						
(i) Remeasurements of net defined benefit plans	23.01	-95.29	12.29	2.03	4.29	-47.26
(ii) Income-tax on above	5.79	-23.98	3.09	0.51	1.08	-11.89
B Items that will be reclassified to profit or loss						
(i) Foreign currency translation adjustment	-337.25	217.76	190.61	-160.59	107.94	-62.09
(ii) Income-tax on above	0.00	0.00	0.00	0.00	0.00	0.00
XI Total Comprehensive Income for the period (IX+X)	1063.63	1374.83	2091.29	3413.70	4704.54	5840.84
XII Net Profit Attributable to						
(a) Owners of the (Holding) Company	1315.81	1190.62	1733.94	3466.90	4315.82	5563.87
(b) Non-controlling interests	67.85	37.76	157.54	105.87	277.57	374.43
XIII Other Comprehensive Income Attributable to						
(a) Owners of the (Holding) Company	-338.40	123.82	151.28	-206.86	75.08	-125.33
(b) Non-controlling interests	18.37	22.63	48.53	47.79	36.07	27.87
XIV Total Comprehensive Income Attributable to						
(a) Owners of the (Holding) Company	977.41	1314.44	1885.22	3260.04	4390.90	5438.54
(b) Non-controlling interests	86.22	60.39	206.07	153.66	313.64	402.30
XV Paid-up equity share capital (Face Value of Rs. 10/- each)	1084.52	1084.27	1073.93	1084.52	1073.93	1076.43
XVI Other Equity						23952.05
XVII Earnings per equity share of Face Value of Rs. 10/- each (not annualised)						
(a) Basic (in Rs.)	12.14	10.99	16.16	32.03	40.26	51.86
(b) Diluted (in Rs.)	12.13	10.98	16.01	32.00	39.86	51.43



Notes:						
1) Segment Results						
	Quarter Ended 31-12-2024	Quarter Ended 30-09-2024	Quarter Ended 31-12-2023	Nine months Ended 31-12-2024	Nine months Ended 31-12-2023	Previous Year Ended 31-03-2024
	Consolidated Unaudited	Consolidated Unaudited	Consolidated Unaudited	Consolidated Unaudited	Consolidated Unaudited	Consolidated Audited
<i>Segment Revenue</i>						
a) Manufacturing Units	5845.86	5299.92	5623.70	16167.97	15448.58	21452.35
b) Service Units	9365.79	9013.02	10354.22	28013.98	29848.73	38687.64
c) Others	612.17	842.77	900.18	2103.66	2307.85	3402.73
Total	15823.82	15155.71	16878.10	46285.61	47605.16	63542.72
Less: Inter-segment Revenue	2266.14	1812.12	1891.30	6331.16	5746.54	7602.23
Net Sales/Income from Operations	13557.68	13343.59	14986.80	39954.45	41858.62	55940.49
<i>Segment Results before interest and tax</i>						
a) Manufacturing Units	1029.81	940.74	1291.96	2801.53	3042.53	3962.64
b) Service Units	1315.87	947.46	1314.46	3263.01	3851.16	4977.63
c) Others	28.66	153.62	315.95	198.56	680.85	1113.22
Total	2374.34	2041.82	2922.37	6263.10	7574.54	10053.49
Less:						
i) Finance Costs	114.45	139.39	159.80	399.70	501.66	642.77
ii) Other unallocable expenses (net of unallocable income)	441.21	437.52	338.58	1263.47	1203.85	1747.75
Total Profit before tax	1818.68	1464.91	2423.99	4599.93	5869.03	7662.97
<i>Segment Assets</i>						
a) Manufacturing Units	15927.28	15597.24	16339.67	15927.28	16339.67	16026.43
b) Service Units	21456.01	22426.29	22301.22	21456.01	22301.22	20893.54
c) Others	2284.29	2405.48	2620.09	2284.29	2620.09	3139.21
d) Unallocated	3510.46	2051.37	-212.42	3510.46	-212.42	1318.07
Total	43178.04	42480.38	41048.56	43178.04	41048.56	41377.25
<i>Segment Liabilities</i>						
a) Manufacturing Units	5304.67	5168.39	4900.67	5304.67	4900.67	5162.65
b) Service Units	5477.66	5855.89	7316.17	5477.66	7316.17	6262.12
c) Others	605.35	582.76	910.52	605.35	910.52	872.04
d) Unallocated	3655.49	3740.08	3966.19	3655.49	3966.19	4051.96
Total	15043.17	15347.12	17093.55	15043.17	17093.55	16348.77
<i>Capital Employed</i>						
a) Manufacturing Units	10622.61	10428.85	11439.00	10622.61	11439.00	10863.78
b) Service Units	15978.35	16570.40	14985.05	15978.35	14985.05	14631.42
c) Others	1678.94	1822.72	1709.57	1678.94	1709.57	2267.17
d) Unallocated	-145.03	-1688.71	-4178.61	-145.03	-4178.61	-2733.89
Total	28134.87	27133.26	23955.01	28134.87	23955.01	25028.48



2) The consolidated financial results for the quarter ended 31st December, 2024 have been prepared based on the unaudited financial statements of the Company and its subsidiaries, Thejo Hatcon Industrial Services Company, Thejo Australia Pty Ltd, Thejo Brasil Comercio E Servicos Ltda, Thejo Engineering LatinoAmerica SpA and TE Global FZ-LLC.

3) The Company had incorporated TE Global FZ-LLC ("TE Global") at Ras-Al-Khaimah in October 2023. The Company had subscribed and had been allotted 1000 shares in TE Global at the face value of AED 1000/- each in January 2024, representing 100% shareholding in TE Global. Accordingly, the financial results of TE Global forms part of the consolidated financial results from the quarter ended 31st March 2024.

4) The above consolidated financial results have been approved by the Board of Directors of the Company at their Meeting held on 7th February, 2025, after review by the Audit Committee. The consolidated financial results for the quarter and nine months ended 31st December, 2024 have been subjected to a limited review by M/s. Brahmayya & Co, Chartered Accountants, the Statutory Auditors of the Company.

5) Figures for the previous periods have been regrouped/reclassified, where necessary, to conform to the classification of the current period.



Place: Chennai  
Date: 7th February, 2025

By Order of the Board  
For Thejo Engineering Limited

  
V A George  
Executive Chairman  
DIN 01493737

