



Texmo/Sec/2026-27/08

May 28, 2026

To,  
Manager (Listing)  
National Stock Exchange of India Ltd  
Exchange Plaza, 5<sup>th</sup> Floor  
Bandrakulra Complex, Bandra (E)  
Mumbai - 400 051

To,  
The Corporate Relationship Department  
Bombay Stock Exchange Ltd,  
1<sup>st</sup> Floor, New Trading Ring,  
P.J.Tower, Dalal Street,  
Mumbai - 400 001

**Ref: Texmo Pipes and Products Limited (ISIN – INE141K01013), BSE Code- 533164, NSE Symbol – TEXMOPIPES**

**Sub: Outcome of the Board Meeting of the Company held on May 28, 2026**

Dear Sir / Madam,

In terms of Regulation 30 read with Regulation 33 of SEBI (Listing Obligations and Disclosure Requirements) Regulations, 2015, this is to inform you that the Board of Directors of the Company at its Meeting held today, i.e. on Thursday, May 28, 2026, at the registered office of the Company, have considered and approved Audited Financial Results (Standalone and Consolidated) for the Fourth Quarter and Financial Year ended on March 31, 2026.

The Board also takes on record and approved the following decisions as mentioned hereunder:

1. Pursuant to Section 148 of the Companies Act, 2013 read with Companies (Cost Records and Audit) Rules, 2014, Board of Directors has appointed M/s Saurabh Parikh & Associates, Cost Accountants, Indore as Cost Auditor of the Company for FY 2026-27.
2. Pursuant to the provisions of Section 138 of the Companies Act, 2013, Board of Directors has appointed Mrs. Neha Shroff, as Internal Auditor of the Company for FY 2026-27.

Pursuant to Regulation 30 and 33 of SEBI (Listing Obligations and Disclosure Requirements) Regulations, 2015 we hereby submit the following:

1. Audited Financial Results (Standalone and Consolidated) for the fourth Quarter and Year ended on March 31, 2026.
2. Statement of Assets and Liabilities and Cash Flow as at March 31, 2026.
3. Auditor's Report on Audited Financial Results (Standalone and Consolidated) for the fourth Quarter and Financial Year ended on March 31, 2026.
4. Declaration, pursuant to Regulation 33(3)(d) of SEBI (Listing Obligations and Disclosure Requirements) Regulations, 2015, stating that report of Auditor with respect to Audited Financial Results (Standalone and Consolidated) for the fourth Quarter and Financial Year ended on March 31, 2026, is with unmodified opinion.



5. Brief profile of M/s Saurabh Parikh & Associates, Cost Accountants, Indore as Cost Auditor of the Company for FY 2026-27 as '*Annexure A*'.
6. Brief Profile of Mrs. Neha Shroff, as Internal Auditor of the Company for FY 2026-27 as '*Annexure B*'.

The Meeting of Board of Directors commenced at 04:00 P.M. and concluded at 07:45 P.M.

Kindly take the same on your records.

Thanking you  
Yours Faithfully

For **Texmo Pipes and Products Limited**

**Ajay Shrivastava**  
**Company Secretary and Compliance Officer**

**Encl:**As above.

**TEXMO PIPES AND PRODUCTS LIMITED**

Regd. Office: 98, Bahadarpur Road, Burhanpur (M.P.) 450 331

CIN: L25200MP2008PLC020852



Phone :07325-255122, Fax: 07325-253273

Email: texmopipe@texmopipe.com

Website:https://texmopipe.com

**Standalone Statement of Audited Financial Results For The Quarter & Year Ended 31st March, 2026**

(Rs. In Lakhs, except as stated otherwise)

Sr. No.	Particulars	Quarter ended 31st March, 2026 [Audited]	Quarter ended 31st December, 2025 [Unaudited]	Quarter ended 31st March, 2025 [Audited]	Year ended 31st March, 2026 [Audited]	Year ended 31st March, 2025 [Audited]
<b>I</b>	<b>Income</b>					
	Value of Sales	10,926.45	11,918.09	10,609.50	40,635.75	42,716.31
	Less: GST Recovered	(1,407.92)	(1,430.15)	(1,528.19)	(5,377.00)	(6,110.29)
	<b>(i) Revenue from Operations</b>	<b>9,518.53</b>	<b>10,487.94</b>	<b>9,081.31</b>	<b>35,258.75</b>	<b>36,606.02</b>
	(ii) Other Income	137.13	43.35	112.99	469.42	305.10
	<b>TOTAL INCOME (i+ii)</b>	<b>9,655.66</b>	<b>10,531.29</b>	<b>9,194.30</b>	<b>35,728.17</b>	<b>36,911.12</b>
<b>II</b>	<b>Expenses</b>					
	a) Cost of Materials Consumed	5,580.09	5,628.98	5,659.43	20,992.07	21,560.49
	b) Purchases of Stock-in-Trade	1,570.76	1,174.22	871.42	4,681.61	3,386.37
	c) Changes in Inventories of Finished Goods, Stock-in-Trade and Work-in-Progress	(337.13)	1,010.78	37.72	(732.91)	1,224.06
	d) Employee Benefits Expense	696.78	696.50	725.86	2,770.46	2,546.97
	e) Finance Costs	100.59	63.52	63.61	389.48	459.96
	f) Depreciation and Amortisation Expenses	175.80	172.97	229.66	699.43	940.35
	g) Other Expenses	1,542.35	1,164.63	1,360.06	5,292.23	5,123.46
	<b>TOTAL EXPENSES</b>	<b>9,329.24</b>	<b>9,911.60</b>	<b>8,947.76</b>	<b>34,092.37</b>	<b>35,241.66</b>
<b>III</b>	<b>Profit before exceptional items and tax (I-II)</b>	<b>326.42</b>	<b>619.69</b>	<b>246.54</b>	<b>1,635.80</b>	<b>1,669.46</b>
<b>IV</b>	Exceptional Items	-	-	-	-	-
<b>V</b>	<b>Profit/(Loss) before tax (III-IV)</b>	<b>326.42</b>	<b>619.69</b>	<b>246.54</b>	<b>1,635.80</b>	<b>1,669.46</b>
<b>VI</b>	<b>Tax Expenses</b>					
	(i) Current Tax	120.00	160.00	131.90	450.00	490.00
	(ii) Short/(Excess) Tax Provision for earlier years	-	-	-	19.32	13.68
	(iii) Deferred Tax	155.89	(4.10)	(400.05)	40.52	(580.63)
	<b>Total Tax Expenses (i+ii+iii)</b>	<b>275.89</b>	<b>155.90</b>	<b>(268.15)</b>	<b>509.84</b>	<b>(76.95)</b>
<b>VII</b>	<b>Net Profit/(Loss) for the period (V-VI)</b>	<b>50.53</b>	<b>463.79</b>	<b>514.69</b>	<b>1,125.96</b>	<b>1,746.41</b>



Sr. No.	Particulars	Quarter ended 31st March, 2026 [Audited]	Quarter ended 31st December, 2025 [Unaudited]	Quarter ended 31st March, 2025 [Audited]	Year ended 31st March, 2026 [Audited]	Year ended 31st March, 2025 [Audited]
<b>VIII</b>	<b>Other Comprehensive Income</b>					
<b>a</b>	<b>Items that will not be reclassified to Profit or Loss</b>					
i	Remeasurements of defined benefit plans	11.48	4.97	41.49	26.41	19.91
ii	Income tax effect on the above	(2.89)	(1.25)	(10.44)	(6.65)	(5.01)
<b>b</b>	<b>Items that will be reclassified to Profit or Loss</b>					
i	Exchange Difference on Translation of foreign operations	-	-	-	-	-
ii	Income tax effect on the above	-	-	-	-	-
<b>IX</b>	<b>Total comprehensive Income/(Loss) for the Period (VII+VIII)</b>	<b>59.12</b>	<b>467.51</b>	<b>545.74</b>	<b>1,145.72</b>	<b>1,761.31</b>
<b>X</b>	<b>Paid-up Equity Share Capital (Face Value Rs.10 per share)</b>	<b>2,919.50</b>	<b>2,919.50</b>	<b>2,919.50</b>	<b>2,919.50</b>	<b>2,919.50</b>
<b>XI</b>	<b>Earning per share (of Rs.10/- each)</b>					
	(a) Basic (in Rs.)	0.17	1.59	1.76	3.86	5.98
	(b) Diluted (in Rs.)	0.17	1.59	1.76	3.86	5.98

**Notes :**

- The above standalone financial results for the Quarter and Year ended 31st March, 2026 have been reviewed by the Audit Committee and taken on record by the Board of Directors of Texmo Pipes and Products Limited ("the Company") in its meeting held on 28th May, 2026.
- The Statutory Auditors of the Company have carried out a Audit of the standalone financial results for the Quarter and Year ended on 31st March, 2026. The Management has exercised necessary due diligence to ensure that such financial results provide a true & fair view of the affairs of the Company.
- The Financial Results are prepared in accordance with Indian Accounting Standards ('Ind AS') notified under section 133 of the Companies Act, 2013 read together with the Companies (Indian Accounting Standards) Rules, 2015 (as amended).
- The Company is primarily engaged in business of plastic products which constitute a single reportable segment in accordance with IND AS 108 "Segment reporting".
- The figures of March 31, 2026 and March 31, 2025 quarters are the balancing figures between audited figures in respect of the full financial year upto March 31, 2026 and March 31, 2025 and the unaudited published year-to-date figures upto December 31, 2025 and December 31, 2024 respectively, being the date of the end of the third quarter of the financial year which were subjected to limited review.
- The previous period figures have been regrouped/ reclassified wherever necessary to make them comparable with the current periods' figures.

Burhanpur, May 28th, 2026

For and on behalf of the Board of Directors of  
Texmo Pipes and Products Ltd.



*[Signature]*  
Sanjay Kumar Agrawal  
Managing Director  
DIN: 00316249

**TEXMO PIPES AND PRODUCTS LIMITED**

Regd. Office: 98, Bahadarpur Road, Burhanpur (M.P.) 450 331

CIN: L25200MP2008PLC020852

Phone :07325-255122, Fax: 07325-253273 Email: [texmopipe@texmopipe.com](mailto:texmopipe@texmopipe.com) Website:<https://texmopipe.com>

**Standalone Statement of Assets and Liabilities**

(Rs. In Lakhs)

	Particulars	As at 31st March, 2026 (Audited)	As at 31st March, 2025 (Audited)
<b>A</b>	<b>ASSETS</b>		
1	<u>Non-Current Assets</u>		
	(a) Property, Plant and Equipment	10,125.27	10,576.12
	(b) Right-of-Use Assets	481.59	674.24
	(c) Capital Work-In-Progress	-	-
	(d) Investment Property	-	38.44
	(e) Intangible Assets Other than Goodwill	3.34	3.60
	(f) Financial Assets		
	i) Investments	2,122.70	2,122.70
	ii) Loans	232.31	680.82
	iii) Other Non-Current Financial Assets	276.53	260.87
	(g) Other Non-Current Assets	1,099.41	948.77
	<b><u>Total Non-Current Assets</u></b>	<b>14,341.15</b>	<b>15,305.56</b>
2	<u>Current Assets</u>		
	(a) Inventories	6,110.25	4,765.60
	(b) Financial Assets		
	i) Trade Receivables	9,183.31	7,754.21
	ii) Cash and Cash Equivalents	504.33	2,285.03
	iii) Bank Balances other than cash and cash equivalents	30.42	439.51
	(c) Other Current Assets	3,447.96	2,507.47
	<b><u>Total Current Assets</u></b>	<b>19,276.27</b>	<b>17,751.82</b>
	<b>TOTAL ASSETS(1+2)</b>	<b>33,617.42</b>	<b>33,057.38</b>
<b>B</b>	<b><u>EQUITY AND LIABILITIES</u></b>		
	<b><u>EQUITY</u></b>		
	(a) Share Capital	2,919.50	2,919.50
	(b) Other Equity	19,616.68	18,470.95
	<b><u>TOTAL EQUITY</u></b>	<b>22,536.18</b>	<b>21,390.45</b>
<b>C</b>	<b><u>LIABILITIES</u></b>		
1	<u>Non-Current Liabilities</u>		
	(a) Financial Liabilities		
	i) Borrowings	6.11	1,074.27
	ii) Lease Liabilities	618.07	725.38
	(b) Deferred Tax Liabilities (Net)	1,052.05	1,004.89
	(c) Other Non-Current Liabilities	763.25	717.98
	<b><u>Total Non-Current Liabilities</u></b>	<b>2,439.48</b>	<b>3,522.52</b>



2	<u>Current Liabilities</u>		
	(a) Financial Liabilities		
	i) Borrowings	2,141.42	1,723.03
	ii) Lease Liabilities	107.31	205.11
	iii) Trade Payables		
	-Total Outstanding Dues of Micro & Small Enterprises	489.49	410.71
	-Total Outstanding Dues of Others	3,502.51	2,937.83
	iv) Other Financial Liabilities	-	-
	(b) Other Current Liabilities	2,016.83	2,438.81
	(c) Provisions	314.89	335.82
	(d) Current Tax Liabilities (Net)	69.31	93.10
	<b><u>Total Current Liabilities</u></b>	<b>8,641.76</b>	<b>8,144.41</b>
	<b><u>TOTAL LIABILITIES (1 + 2)</u></b>	<b>11,081.24</b>	<b>11,666.93</b>
	<b><u>TOTAL EQUITY AND LIABILITIES (B+C)</u></b>	<b>33,617.42</b>	<b>33,057.38</b>

**Notes :**

- 1 The above results have been reviewed by the Audit Committee and taken on record by the Board of Directors in its meeting held on 28th May, 2026.
- 2 The Statutory Auditors of the Company have carried out a Audit of the Result for the Quarter and Year ended on 31st March, 2026. The Management has exercised necessary due diligence to ensure that such financial results provide a true & fair view of the affairs of the Company.
- 3 The Financial Results are prepared in accordance with Indian Accounting Standards ('Ind AS') notified under section 133 of the Companies Act, 2013 read together with the Companies (Indian Accounting Standards) Rules, 2015 (as amended).
- 4 The Company is primarily engaged in business of plastic products which constitute a single reportable segment in accordance with IND AS 108 "Segment reporting."
- 5 The previous year figures have been regrouped/reclassified wherever necessary to make them comparable with the current year figures.

Burhanpur, May 28th, 2026

For and on behalf of Board of Director of  
For Texmo Pipes and Products Ltd.




  
Sanjay Kumar Agrawal  
Managing Director  
DIN: 00316249

# **TEXMO PIPES AND PRODUCTS LIMITED**

## **Standalone Statement of Cash Flows for the year ended 31st March, 2026**

[Amount in Lakhs]

Sno.	Particulars	Year ended 31st March, 2026		Year ended 31st March, 2025	
A.	<b><u>CASH FLOW FROM OPERATING ACTIVITIES</u></b>				
	Profit before Tax		1,635.80		1,669.46
	<u>Adjustments for :</u>				
	Depreciation and Amortization Expense	699.43		940.35	
	Interest on Lease Liabilities	75.25		91.17	
	Other Finance Costs	314.22		368.80	
	Bad Debts	480.85		155.61	
	Interest Income	(436.69)		(250.65)	
	Net Loss/(Gain) on Property Plant & Equipment	2.39		32.16	
	Net Loss/(Gain) on Investment Property	7.15		-	
	Net Loss/(Gain) on Assets held for sale	-		(2.57)	
	Remeasurement of Defined Benefit Plans	26.41	1,169.01	19.91	1,354.78
	<b>Operating Profit before Working Capital Changes</b>		2,804.81		3,024.24
	<u>Net change in:</u>				
	Inventories	(1,344.64)		1,831.62	
	Trade Receivables	(1,909.94)		(1,364.35)	
	Other Financial Assets	393.42		186.34	
	Other Current Assets	(940.49)		(145.03)	
	Financial Liabilities	643.46		(942.63)	
	Other Current Liabilities	(421.98)		937.29	
	Short Term Provisions	(20.94)	(3,601.11)	3.27	506.51
	<b>Cash generated from/ (used in) Operations</b>		(796.30)		3,530.75
	Direct Taxes Paid (Net)		(493.10)		(530.43)
	<b>Net Cash generated from/ (used in) Operating Activities</b>		(1,289.40)		3,000.32
B.	<b><u>CASH FLOW FROM INVESTING ACTIVITIES</u></b>				
	Purchase of Property, Plant and Equipment and Intangibles		(563.71)		(269.75)
	Sale/Subsidy/ Disposals of Property, Plant and Equipment		505.65		1,384.39
	Sale of Investment Property		31.29		-
	Sale/ Disposals of Assets Held for Sale		-		9.34
	Movement in Non Current Investments		-		(1,030.49)
	Movement in Long Term Advances		448.51		38.55
	Movement in Non-Current Assets		(150.64)		-
	Movement in Deposits		-		(543.05)
	Interest Received		436.69		250.65
	<b>Net Cash generated from/ (used in) Investing Activities</b>		707.79		(160.36)
C.	<b><u>CASH FLOW FROM FINANCING ACTIVITIES</u></b>				
	(Repayment)/Proceeds of Long-term Borrowings		(1,068.17)		(468.94)
	(Repayment)/Proceeds from Short term Borrowings		418.39		428.35
	(Repayment)/Proceeds of Other Non Current Liabilities		45.27		88.49
	Payment of Lease Liabilities including Interest thereon		(280.36)		(250.54)
	Finance Costs		(314.22)		(368.80)
	<b>Net Cash generated from/ (used in) Financing Activities</b>		(1,199.09)		(571.44)



# **TEXMO PIPES AND PRODUCTS LIMITED**

Standalone Statement of Cash Flows for the year ended 31st March, 2026 (Contd...)


[Amount in Lakhs]

Sno.	Particulars	Year ended 31st March,	
		2026	2025
	<b>NET CHANGE IN CASH AND CASH EQUIVALENTS [A+B+C]</b>	(1,780.70)	2,268.52
	Cash and cash equivalents at the beginning of the year	2,285.03	16.51
	<b>Cash and cash equivalents at the end of the year</b>	<b>504.33</b>	<b>2,285.03</b>
	<b>Components of cash and cash equivalents as at the year end :</b>		
	Balance with Banks in Current Accounts	9.59	2,215.01
	Cash on Hand	12.68	10.63
	Fixed Deposits maturity with less than 3 months	482.06	59.39
	<b>Cash and cash equivalents at the end of the year</b>	<b>504.33</b>	<b>2,285.03</b>

For and on the behalf of the Board of Directors

Burhanpur, May 28th, 2026



  
Sanjay Kumar Agrawal  
Managing Director  
DIN : 00316249

**Independent Auditors' Report on the Quarterly and Year to Date Audited Standalone Financial Results of the Company Pursuant to the Regulation 33 of the SEBI (Listing Obligations and Disclosure Requirements) Regulations, 2015, as amended**

To,  
The Board of Directors of  
**TEXMO PIPES AND PRODUCTS LIMITED**

**Report on the Audit of Standalone Financial Results**

**Opinion**

We have audited the accompanying standalone financial results of **TEXMO PIPES AND PRODUCTS LIMITED** ("the Company") for the quarter and year ended March 31<sup>st</sup>, 2026 ("the Statement"), attached herewith, being submitted by the Company pursuant to the requirement of Regulation 33 of the SEBI (Listing Obligations and Disclosure Requirements) Regulations, 2015, as amended (the "Listing Regulations").

In our opinion and to the best of our information and according to the explanations given to us, the Statement:

- i. is presented in accordance with the requirements of Regulation 33 of the Listing Regulations in this regard; and
- ii. gives a true and fair view in conformity with the recognition and measurement principles laid down in the applicable Indian Accounting Standards (Ind AS) and other accounting principles generally accepted in India, of the net profit and other comprehensive income and other financial information of the Company for the quarter and year ended March 31<sup>st</sup>, 2026.

**Basis for Opinion**

We conducted our audit in accordance with the Standards on Auditing (SAs) specified under section 143(10) of the Companies Act, 2013, as amended ("the Act"). Our responsibilities under those Standards are further described in the "Auditors' Responsibilities for the Audit of the Standalone Financial Results" section of our report.



We are independent of the Company in accordance with the Code of Ethics issued by the Institute of Chartered Accountants of India together with the ethical requirements that are relevant to our audit of the standalone financial statements under the provisions of the Act and the Rules thereunder, and we have fulfilled our other ethical responsibilities in accordance with these requirements and the Code of Ethics. We believe that the audit evidence obtained by us is sufficient and appropriate to provide a basis for our opinion.


**Management's Responsibilities for the Standalone Financial Results**

The Statement has been prepared on the basis of the annual standalone financial statements for the year ended March 31<sup>st</sup>, 2026. The Board of Directors of the Company are responsible for the preparation and presentation of the Statement that gives a true and fair view of the net profit and other comprehensive income of the Company and other financial information in accordance with the Indian Accounting Standards (Ind AS) prescribed under Section 133 of the Act read with relevant rules issued thereunder and other accounting principles generally accepted in India and in compliance with Regulation 33 of the Listing Regulations. This responsibility also includes maintenance of adequate accounting records in accordance with the provisions of the Act for safeguarding of the assets of the Company and for preventing and detecting frauds and other irregularities; selection and application of appropriate accounting policies; making judgments and estimates that are reasonable and prudent; and the design, implementation and maintenance of adequate internal financial controls, that were operating effectively for ensuring the accuracy and completeness of the accounting records, relevant to the preparation and presentation of the Statement that give a true and fair view and are free from material misstatement, whether due to fraud or error.

In preparing the Statement, the Board of Directors are responsible for assessing the Company's ability to continue as a going concern, disclosing, as applicable, matters related to going concern and using the going concern basis of accounting unless the Board of Directors either intends to liquidate the Company or to cease operations, or has no realistic alternative but to do so. The Board of Directors are also responsible for overseeing the Company's financial reporting process.

**Auditors' Responsibilities for the Audit of the Standalone Financial Results**

Our objectives are to obtain reasonable assurance about whether the Statement as a whole is free from material misstatement, whether due to fraud or error, and to issue an auditors' report that includes our opinion. Reasonable assurance is a high level of assurance but is not a guarantee that an audit conducted in accordance with SAs will always detect a material misstatement when it exists.



Misstatements can arise from fraud or error and are considered material if, individually or in the aggregate, they could reasonably be expected to influence the economic decisions of users taken on the basis of the Standalone Financial Results.

As part of an audit in accordance with SAs, we exercise professional judgment and maintain professional skepticism throughout the audit. We also:

- Identify and assess the risks of material misstatement of the Statement, whether due to fraud or error, design and perform audit procedures responsive to those risks, and obtain audit evidence that is sufficient and appropriate to provide a basis for our opinion. The risk of not detecting a material misstatement resulting from fraud is higher than for one resulting from error, as fraud may involve collusion, forgery, intentional omissions, misrepresentations, or the override of internal control.
- Obtain an understanding of internal control relevant to the audit in order to design audit procedures that are appropriate in the circumstances. Under Section 143(3)(i) of the Act, we are also responsible for expressing our opinion on the complete set of Standalone financial Statements on whether the company has adequate internal financial controls with reference to standalone financial statements in place and the operating effectiveness of such controls.
- Evaluate the appropriateness of accounting policies used and the reasonableness of accounting estimates and related disclosures made by the Board of Directors.
- Conclude on the appropriateness of the Board of Directors' use of the going concern basis of accounting and, based on the audit evidence obtained, whether a material uncertainty exists related to events or conditions that may cast significant doubt on the Company's ability to continue as a going concern. If we conclude that a material uncertainty exists, we are required to draw attention in our auditors' report to the related disclosures in the financial results or, if such disclosures are inadequate, to modify our opinion. Our conclusions are based on the audit evidence obtained up to the date of our auditors' report. However, future events or conditions may cause the Company to cease to continue as a going concern.



Contd...4

- Evaluate the overall presentation, structure and content of the Statement, including the disclosures, and whether the Statement represents the underlying transactions and events in a manner that achieves fair presentation.

We communicate with those charged with governance regarding, among other matters, the planned scope and timing of the audit and significant audit findings, including any significant deficiencies in internal control that we identify during our audit. We also provide those charged with governance with a statement that we have complied with relevant ethical requirements regarding independence, and to communicate with them all relationships and other matters that may reasonably be thought to bear on our independence, and where applicable, related safeguards.

### **Other Matter**

The Statement includes the results for the quarter ended March 31<sup>st</sup>, 2026 being the balancing figure between the audited figures in respect of the full financial year ended March 31<sup>st</sup>, 2026 and the published unaudited year-to-date figures up to the third quarter of the current financial year, which were subjected to a limited review by us, as required under the Listing Regulations.

Our opinion on the same is not modified in respect of the above matter.

Place : Indore  
Dated : May 28th, 2026

**For : Anil Kamal Garg & Company**  
Chartered Accountants  
ICAI Firm Registration No. 004186C



**Devendra Bansal**  
Partner  
Membership No. 078057  
ICAI UDIN: 26078057WEUXYC7271

**TEXMO PIPES AND PRODUCTS LIMITED**

Regd. Office: 98, Bahadarpur Road, Burhanpur (M.P.) 450 331

CIN: L25200MP2008PLC020852



Phone :07325-255122, Fax: 07325-253273

Email: texmopipe@texmopipe.com

Website:https://texmopipe.com

**Consolidated Statement of Audited Financial Results For The Quarter & Year Ended 31st March, 2026**

Sr. No.	Particulars	(Rs. In Lakhs, except as stated otherwise)				
		Quarter ended 31st March, 2026 [Audited]	Quarter ended 31st December, 2025 [Unaudited]	Quarter ended 31st March, 2025 [Audited]	Year ended 31st March, 2026 [Audited]	Year ended 31st March, 2025 [Audited]
<b>I</b>	<b>Income</b>					
	Value of Sales	10,414.96	12,786.31	11,527.04	43,365.75	45,683.29
	Less: GST Recovered	(671.37)	(1,786.68)	(1,668.34)	(5,795.07)	(6,563.72)
	<b>(i) Revenue from Operations</b>	<b>9,743.59</b>	<b>10,999.63</b>	<b>9,858.70</b>	<b>37,570.68</b>	<b>39,119.57</b>
	(ii) Other Income	145.47	26.21	99.82	474.56	198.71
	<b>TOTAL INCOME (i+ii)</b>	<b>9,889.06</b>	<b>11,025.84</b>	<b>9,958.52</b>	<b>38,045.24</b>	<b>39,318.28</b>
<b>II</b>	<b>Expenses</b>					
	a) Cost of Materials Consumed	6,165.43	6,505.64	5,983.87	24,802.88	22,933.81
	b) Purchases of Stock-in-Trade	614.94	353.02	871.42	1,485.63	3,386.37
	c) Changes in Inventories of Finished Goods, Stock-in-Trade and Work-in-Progress	(241.02)	1,066.44	80.99	(804.46)	968.72
	d) Employee Benefits Expense	740.08	735.70	770.22	2,942.89	2,694.64
	e) Finance Costs	156.68	112.55	105.01	619.32	607.32
	f) Depreciation and Amortisation Expenses	279.94	273.47	350.46	1,078.84	1,380.30
	g) Other Expenses	1,704.65	1,324.84	1,489.98	5,956.62	5,614.04
	<b>TOTAL EXPENSES</b>	<b>9,420.70</b>	<b>10,371.66</b>	<b>9,651.95</b>	<b>36,081.72</b>	<b>37,585.20</b>
<b>III</b>	<b>Profit before exceptional items and tax (I-II)</b>	<b>468.36</b>	<b>654.18</b>	<b>306.57</b>	<b>1,963.52</b>	<b>1,733.08</b>
<b>IV</b>	Exceptional Items	-	-	-	-	-
<b>V</b>	<b>Profit/(Loss) before tax (III-IV)</b>	<b>468.36</b>	<b>654.18</b>	<b>306.57</b>	<b>1,963.52</b>	<b>1,733.08</b>
<b>VI</b>	<b>Tax Expenses</b>					
	(i) Current Tax	136.00	179.00	154.90	516.00	559.00
	(ii) Short/(Excess) Tax Provision for earlier years	0.00	-	-	21.50	14.58
	(iii) Deferred Tax	151.31	(2.41)	(433.90)	35.82	(637.05)
	<b>Total Tax Expenses (i+ii+iii)</b>	<b>287.31</b>	<b>176.59</b>	<b>(279.00)</b>	<b>573.32</b>	<b>(63.47)</b>
<b>VII</b>	<b>Net Profit/(Loss) for the period (V-VI)</b>	<b>181.05</b>	<b>477.59</b>	<b>585.57</b>	<b>1,390.20</b>	<b>1,796.55</b>



Sr. No.	Particulars	Quarter ended 31st March, 2026 [Audited]	Quarter ended 31st December, 2025 [Unaudited]	Quarter ended 31st March, 2025 [Audited]	Year ended 31st March, 2026 [Audited]	Year ended 31st March, 2025 [Audited]
VIII	Non-Controlling Interest	25.52	(27.25)	(8.88)	(14.92)	(121.64)
IX	Net Profit/(Loss) for the period (VII-VIII)	155.53	504.84	594.45	1,405.12	1,918.19
X	Other Comprehensive Income					
a	Items that will not be reclassified to Profit or Loss					
i	Remeasurements of defined benefit plans	12.94	4.97	41.49	27.87	19.91
ii	Income tax effect on the above	(3.14)	(1.25)	(10.44)	(6.90)	(5.01)
b	Items that will be reclassified to Profit or Loss					
i	Exchange Difference on Translation of foreign operations	3.22	0.77	(0.03)	6.18	(2.38)
ii	Income tax effect on the above	-	-	-	-	-
XI	Total comprehensive Income/(Loss) for the Period (IX+X)	168.55	509.33	625.47	1,432.27	1,930.71
XII	Paid-up Equity Share Capital (Face Value Rs.10 per share)	2,919.50	2,919.50	2,919.50	2,919.50	2,919.50
XIII	Earning per share (of Rs.10/- each)					
	(a) Basic (in Rs.)	0.62	1.64	2.01	4.76	6.15
	(b) Diluted (in Rs.)	0.62	1.64	2.01	4.76	6.15

**Notes :**

- The above Consolidated financial results for the Quarter and Year ended 31st March, 2026 have been reviewed by the Audit Committee and taken on record by the Board of Directors of Texmo Pipes and Products Limited ("the Company") in its meeting held on 28th May, 2026.
- The Statutory Auditors of the Company have carried out a Audit of the Consolidated financial results for the Quarter and Year ended on 31st March, 2026. The Management has exercised necessary due diligence to ensure that such financial results provide a true & fair view of the affairs of the Company.
- The Financial Results are prepared in accordance with Indian Accounting Standards ('Ind AS') notified under section 133 of the Companies Act, 2013 read together with the Companies (Indian Accounting Standards) Rules, 2015 (as amended).
- The Company is primarily engaged in business of plastic products which constitute a single reportable segment in accordance with IND AS 108 "Segment reporting".
- The figures of March 31, 2026 and March 31, 2025 quarters are the balancing figures between audited figures in respect of the full financial year upto March 31, 2026 and March 31, 2025 and the unaudited published year-to-date figures upto December 31, 2025 and December 31, 2024 respectively, being the date of the end of the third quarter of the financial year which were subjected to limited review.
- The previous period figures have been regrouped/ reclassified wherever necessary to make them comparable with the current periods' figures.

Burhanpur, May 28th, 2026



For and on behalf of the Board of Directors of  
Texmo Pipes and Products Ltd.

*[Signature]*  
Sanjay Kumar Agrawal  
Managing Director  
DIN: 00316249

**TEXMO PIPES AND PRODUCTS LIMITED**

Regd. Office: 98, Bahadarpur Road, Burhanpur (M.P.) 450 331

CIN: L25200MP2008PLC020852

Phone :07325-255122, Fax: 07325-253273 Email: [texmopipe@texmopipe.com](mailto:texmopipe@texmopipe.com) Website:<https://texmopipe.com>

**Consolidated Statement of Assets and Liabilities**

(Rs. In Lakhs)

	Particulars	As at 31st March, 2026 (Audited)	As at 31st March, 2025 (Audited)
<b>A</b>	<b>ASSETS</b>		
1	<u>Non-Current Assets</u>		
	(a) Property, Plant and Equipment	13,344.09	13,365.28
	(b) Right-of-Use Assets	590.02	803.30
	(c) Capital Work-In-Progress	-	78.20
	(d) Investment Property	-	38.44
	(e) Goodwill	4.57	4.57
	(f) Intangible Assets Other than Goodwill	6.22	7.49
	(g) Financial Assets		
	i) Trade Receivables	70.56	63.79
	ii) Other Non-Current Financial Assets	276.53	260.87
	ii) Investments	0.05	0.05
	(h) Other Non-Current Assets	1,318.60	1,387.25
	<b>Total Non-Current Assets</b>	<b>15,610.64</b>	<b>16,009.24</b>
2	<u>Current Assets</u>		
	(a) Inventories	7,494.96	5,494.82
	(b) Financial Assets		
	i) Trade Receivables	9,097.59	7,997.26
	ii) Cash and Cash Equivalents	801.88	2,450.64
	iii) Bank Balances other than cash and cash equivalents	251.49	603.65
	(c) Other Current Assets	4,103.49	3,541.68
	<b>Total Current Assets</b>	<b>21,749.41</b>	<b>20,088.05</b>
	<b>TOTAL ASSETS(1+2)</b>	<b>37,360.05</b>	<b>36,097.29</b>
<b>B</b>	<b><u>EQUITY AND LIABILITIES</u></b>		
	<u>EQUITY</u>		
1	<u>Equity attributable to owners of the parent</u>		
	(a) Share Capital	2,919.50	2,919.50
	(b) Other Equity	20,130.49	18,697.18
		<b>23,049.99</b>	<b>21,616.68</b>
2	<u>Non-controlling Interest</u>	(154.28)	(131.14)
	<b>TOTAL EQUITY (1+2)</b>	<b>22,895.71</b>	<b>21,485.54</b>
<b>C</b>	<b><u>LIABILITIES</u></b>		
1	<u>Non-Current Liabilities</u>		
	(a) Financial Liabilities		
	i) Borrowings	1,676.90	2,931.58
	ii) Lease Liabilities	721.26	849.91
	(b) Deferred Tax Liabilities (Net)	990.40	947.68
	(c) Other Non-Current Liabilities	767.71	720.71
	<b>Total Non-Current Liabilities</b>	<b>4,156.27</b>	<b>5,449.88</b>



2	<u>Current Liabilities</u>		
	(a) Financial Liabilities		
	i) Borrowings	2,924.03	2,362.68
	ii) Lease Liabilities	128.65	222.10
	iii) Trade Payables		
	-Total Outstanding Dues of Micro & Small Enterprises	706.59	462.92
	-Total Outstanding Dues of Others	4,033.34	3,062.93
	iv) Other Financial Liabilities	-	-
	(b) Other Current Liabilities	2,098.54	2,590.23
	(c) Provisions	330.96	361.20
	(d) Current Tax Liabilities (Net)	85.96	99.81
	<b><u>Total Current Liabilities</u></b>	<b>10,308.07</b>	<b>9,161.87</b>
	<b><u>TOTAL LIABILITIES (1 + 2)</u></b>	<b>14,464.34</b>	<b>14,611.75</b>
	<b><u>TOTAL EQUITY AND LIABILITIES (B+C)</u></b>	<b>37,360.05</b>	<b>36,097.29</b>

Notes :

- 1 The above results have been reviewed by the Audit Committee and taken on record by the Board of Directors in its meeting held on 28th May, 2026
- 2 The Statutory Auditors of the Company have carried out a Audit of the Result for the Quarter and Year ended on 31st March, 2026. The Management has exercised necessary due diligence to ensure that such financial results provide a true & fair view of the affairs of the Company.
- 3 The Financial Results are prepared in accordance with Indian Accounting Standards ('Ind AS') notified under section 133 of the Companies Act, 2013 read together with the Companies (Indian Accounting Standards) Rules, 2015 (as amended).
- 4 The Company is primarily engaged in business of plastic products which constitute a single reportable segment in accordance with IND AS 108 "Segment reporting."
- 5 The previous year figures have been regrouped/reclassified wherever necessary to make them comparable with the current year figures.

Burhanpur, May 28th, 2026

For and on behalf of Board of Director of  
For Texmo Pipes and Products Ltd.



*[Signature]*  
Sanjay Kumar Agrawal  
Managing Director  
DIN: 00316249

# **TEXMO PIPES AND PRODUCTS LIMITED**

## **Consolidated Statement of Cash Flows for the year ended 31st March, 2026**

[Amount in Lakhs]

Sno.	Particulars	Year ended 31st March, 2026		Year ended 31st March, 2025	
A.	<b><u>CASH FLOW FROM OPERATING ACTIVITIES</u></b>				
	Profit/(Loss) before Tax		1,964.56		1,733.08
	<b>Adjustments for :</b>				
	Depreciation and Amortization Expense	1,078.84		1,380.31	
	Interest on Lease Liabilities	88.67		106.07	
	Other Finance Costs	530.65		501.25	
	Bad Debts	480.86		155.61	
	Interest Income	(430.28)		(147.70)	
	Net Loss/(Gain) on Sale of Assets	2.39		32.16	
	Net Loss/(Gain) on Sale of Investment Property	7.15		-	
	Net Loss/(Gain) on Assets held for sale	-		(2.57)	
	Remeasurement of Defined Benefit Plans	27.87		19.91	
	Exchange Difference on Translation of Financial Statements & Others	6.18		(2.38)	
	Losses Attributable to Minority Interest	14.92	1,807.25	121.64	2,164.30
	<b>Operating Profit before Working Capital Changes</b>		<b>3,771.81</b>		<b>3,897.38</b>
	<b>Net change in:</b>				
	Inventories	(2,000.15)		1,530.84	
	Trade Receivables	(1,587.94)		(1,601.04)	
	Other Financial Assets	336.50		176.73	
	Other Current Assets	(561.80)		(780.39)	
	Trade Payables	1,214.09		(1,368.46)	
	Other Current Liabilities	(491.69)		756.23	
	Short Term Provisions	(30.24)	(3,121.23)	16.35	(1,269.74)
	<b>Cash generated from/ (used in) Operations</b>		<b>650.58</b>		<b>2,627.64</b>
	Direct Taxes Paid (Net)		(551.36)		(593.12)
	<b>Net Cash generated from/ (used in) Operating Activities</b>		<b>99.22</b>		<b>2,034.52</b>
B.	<b><u>CASH FLOW FROM INVESTING ACTIVITIES</u></b>				
	Purchase of Property, Plant and Equipment and Intangibles		(1,272.96)		(1,161.40)
	Sale/Subsidy/ Disposals of Property, Plant and Equipment		505.65		2,148.16
	Sale/ Disposals of Assets Held for Sale		-		9.34
	Sale/ Disposals of Investment Property		31.29		-
	Movement in Other Non-Current Assets		68.65		(922.12)
	Interest Received		430.28		147.70
	<b>Net Cash generated from/ (used in) Investing Activities</b>		<b>(237.09)</b>		<b>221.68</b>
C.	<b><u>CASH FLOW FROM FINANCING ACTIVITIES</u></b>				
	(Repayment)/Proceeds of Long-term Borrowings		(1,254.68)		(58.75)
	(Repayment)/Proceeds from Short term Borrowings		561.35		973.59
	(Repayment)/Proceeds of Other Non Current Liabilities		47.00		91.21
	Payment of Lease Liabilities including Interest thereon		(310.77)		(278.73)
	Increase/ (Decrease) in Minority Interest		(23.14)		(122.65)
	Finance Costs		(530.65)		(501.25)
	<b>Net Cash generated from/ (used in) Financing Activities</b>		<b>(1,510.89)</b>		<b>103.42</b>




# TEXMO PIPES AND PRODUCTS LIMITED


Consolidated Statement of Cash Flows for the year ended 31st March, 2026 (Contd...)

[Amount in Lakhs]

Sno.	Particulars	Year ended 31st March, 2026		Year ended 31st March, 2025	
	<b>NET CHANGE IN CASH AND CASH EQUIVALENTS [A+B+C]</b>		(1,648.76)		2,359.62
	Cash and cash equivalents at the beginning of the year		2,450.64		91.02
	<b>Cash and cash equivalents at the end of the year</b>		<b>801.88</b>		<b>2,450.64</b>
	<b>Components of cash and cash equivalents as at the year end :</b>				
	Balance with Banks in Current Accounts		104.82		2,215.01
	Cash on Hand		14.41		12.17
	Fixed Deposits maturity with less than 3 months		682.64		223.46
	<b>Cash and cash equivalents at the end of the year</b>		<b>801.88</b>		<b>2,450.64</b>

For and on the behalf of the Board of Directors



  
Sanjay Kumar Agrawal  
Managing Director  
DIN : 00316249

Burhanpur, May 28th, 2026

**Independent Auditors' Report on the Quarterly and Year to Date Audited Consolidated Financial Results of the Company Pursuant to the Regulation 33 of the SEBI (Listing Obligations and Disclosure Requirements) Regulations, 2015, as amended**

To,  
The Board of Directors of  
**TEXMO PIPES AND PRODUCTS LIMITED**

**Report on the Audit of Consolidated Financial Results**

**Opinion**

We have audited the accompanying consolidated annual financial results of **TEXMO PIPES AND PRODUCTS LIMITED** ("Holding Company") and its subsidiaries (the Holding Company and its subsidiaries together referred to as "the Group") for the quarter and year ended March 31<sup>st</sup>, 2026 ("the Statement"), attached herewith, being submitted by the Company pursuant to the requirement of Regulation 33 of the SEBI (Listing Obligations and Disclosure Requirements) Regulations, 2015, as amended (the "Listing Regulations").

In our opinion and to the best of our information and according to the explanations given to us, and based on the consideration of the reports of the other auditors on separate audited financial statements of the subsidiary, the Statement:

- i. includes the financial results of the following entities:
  - Holding Company: Texmo Pipes and Products Limited
  - Subsidiaries:

S. No.	Name of the Entity	Relationship
1	Tapti Pipes and Products Limited FZE, UAE	Wholly owned subsidiary
2	Shree Venkatesh Polymers Private Limited	Wholly owned subsidiary
3	Shree Venkatesh Industries Private Limited	Partially owned subsidiary

- ii. are presented in accordance with the requirements of the Listing Regulations in this regard; and



- iii. gives a true and fair view in conformity with the recognition and measurement principles laid down in the applicable Indian Accounting Standards (Ind AS) and other accounting principles generally accepted in India, of the net profit and other comprehensive income and other financial information of the Group for the quarter and year ended March 31<sup>st</sup>, 2026.

### **Basis for Opinion**

We conducted our audit in accordance with the Standards on Auditing (SAs) specified under section 143(10) of the Companies Act, 2013, as amended (“the Act”). Our responsibilities under those Standards are further described in the “*Auditors’ Responsibilities for the Audit of the Consolidated Financial Results*” section of our report. We are independent of the Group in accordance with the Code of Ethics issued by the Institute of Chartered Accountants of India together with the ethical requirements that are relevant to our audit of the consolidated financial statements under the provisions of the Act and the Rules thereunder, and we have fulfilled our other ethical responsibilities in accordance with these requirements and the Code of Ethics. We believe that the audit evidence obtained by us and other auditors in terms of their reports referred to in “Other Matter” paragraph below, is sufficient and appropriate to provide a basis for our opinion.

### **Management’s Responsibilities for the Consolidated Financial Results**

The Statement has been prepared on the basis of the annual consolidated financial statements for the year ended March 31<sup>st</sup>, 2026. The Holding Company Board of Directors are responsible for the preparation and presentation of the Consolidated Statement that gives a true and fair view of the net profit and other comprehensive income of the Group and other financial information in accordance with the Indian Accounting Standards (Ind AS) prescribed under Section 133 of the Act read with relevant rules issued thereunder and other accounting principles generally accepted in India and in compliance with Regulation 33 of the Listing Regulations. This responsibility also includes maintenance of adequate accounting records in accordance with the provisions of the Act for safeguarding of the assets of the Group and for preventing and detecting frauds and other irregularities; selection and application of appropriate accounting policies; making judgments and estimates that are reasonable and prudent; and the design, implementation and maintenance of adequate internal financial controls, that were operating effectively for ensuring the accuracy and completeness of the accounting records, relevant to the preparation and presentation of the Consolidated Statement that give a true and fair view and are free from material misstatement, whether due to fraud or error, which have been used for the purpose of preparation of the Consolidated Statement by the Directors of the Holding Company, as aforesaid.

In preparing the Consolidated Statement, the Board of Directors of the companies included in the Group are responsible for assessing the Group's ability to continue as a going concern, disclosing, as applicable, matters related to going concern and using the going concern basis of accounting unless the Board of Directors either intends to liquidate the Group or to cease operations, or has no realistic alternative but to do so. The respective Board of Directors of the entities included in the group are also responsible for overseeing the Group's financial reporting process.

**Auditors' Responsibilities for the Audit of the Consolidated Financial Results**

Our objectives are to obtain reasonable assurance about whether the Consolidated Statement as a whole is free from material misstatement, whether due to fraud or error, and to issue an auditors' report that includes our opinion. Reasonable assurance is a high level of assurance but is not a guarantee that an audit conducted in accordance with SAs will always detect a material misstatement when it exists. Misstatements can arise from fraud or error and are considered material if, individually or in the aggregate, they could reasonably be expected to influence the economic decisions of users taken on the basis of the Consolidated Financial Results.

As part of an audit in accordance with SAs, we exercise professional judgment and maintain professional skepticism throughout the audit. We also:

- Identify and assess the risks of material misstatement of the Statement, whether due to fraud or error, design and perform audit procedures responsive to those risks, and obtain audit evidence that is sufficient and appropriate to provide a basis for our opinion. The risk of not detecting a material misstatement resulting from fraud is higher than for one resulting from error, as fraud may involve collusion, forgery, intentional omissions, misrepresentations, or the override of internal control.
- Obtain an understanding of internal control relevant to the audit in order to design audit procedures that are appropriate in the circumstances. Under Section 143(3)(i) of the Act, we are also responsible for expressing our opinion on the complete set of Consolidated financial Statements on whether the group has adequate internal financial controls with reference to consolidated financial statements in place and the operating effectiveness of such controls.



- Evaluate the appropriateness of accounting policies used and the reasonableness of accounting estimates and related disclosures made by the Board of Directors.
- Conclude on the appropriateness of the Board of Directors' use of the going concern basis of accounting and, based on the audit evidence obtained, whether a material uncertainty exists related to events or conditions that may cast significant doubt on the Group's ability to continue as a going concern. If we conclude that a material uncertainty exists, we are required to draw attention in our auditors' report to the related disclosures in the financial results or, if such disclosures are inadequate, to modify our opinion. Our conclusions are based on the audit evidence obtained up to the date of our auditors' report. However, future events or conditions may cause the Group to cease to continue as a going concern.
- Evaluate the overall presentation, structure and content of the Statement, including the disclosures, and whether the Statement represents the underlying transactions and events in a manner that achieves fair presentation.
- Obtain sufficient and appropriate audit evidence regarding the Consolidated Financial Results of the Group of which we are the independent auditors and whose financial information we have audited, to express an opinion on the Consolidated Financial Results. We are responsible for the direction, supervision and performance of the audit of the financial information of such entity included in the Statement of which we are the independent auditors. For the other entity included in the Statement, which has been audited by other auditors, such other auditors remain responsible for the direction, supervision and performance of the audit carried out by them. We remain solely responsible for our audit opinion.

We communicate with those charged with governance of the Holding Company and such other entity included in the Statement of which we are the independent auditors regarding, among other matters, the planned scope and timing of the audit and significant audit findings, including any significant deficiencies in internal control that we identify during our audit. We also provide those charged with governance with a statement that we have complied with relevant ethical requirements regarding independence, and to communicate with them all relationships and other matters that may reasonably be thought to bear on our independence, and where applicable, related safeguards.



We also performed procedures in accordance with the Circular No. CIR/CFD/CMD1/44/2019 dated March 29, 2019 issued by the Securities Exchange Board of India under Regulation 33 (8) of the Listing Regulations, to the extent applicable.

### **Other Matter**

The accompanying Statement includes the statements and other financial information, in respect of:

- One subsidiary, whose financial statements include total assets of Rs. 70.70 Lakhs as at March 31<sup>st</sup>, 2026, total revenues of Rs. Nil, total net loss after tax of Rs. Nil, total comprehensive income of Rs. Nil and net cash outflows of Rs. Nil for the year ended March 31<sup>st</sup>, 2026, as considered in the Statement which has been audited by its respective independent auditors.

The independent auditors' report on the financial statements of the aforesaid entity has been furnished to us by the Management and our opinion on the Statement in so far as it relates to the amounts and disclosures included in respect of the subsidiary is based solely on the report of such auditors and the procedures performed by us as stated in paragraph above.

One subsidiary is located outside India whose financial statements and other financial information has been prepared in accordance with accounting principles generally accepted in its country and which has been audited by other auditors under generally accepted auditing standards applicable in its country. The Holding Company's management has converted the financial statements of such subsidiary located outside India from accounting principles generally accepted in its country to accounting principles generally accepted in India. We have audited these conversion adjustments made by the Holding Company's management. Our opinion in so far as it relates to the balances and affairs of such subsidiary located outside India is based on the report of other auditors and the conversion adjustments prepared by the management of the Holding Company and audited by us.



The Statement includes the results for the quarter ended March 31<sup>st</sup>, 2026 being the balancing figure between the audited figures in respect of the full financial year ended March 31<sup>st</sup>, 2026 and the published unaudited year-to-date figures up to the third quarter of the current financial year, which were subjected to a limited review by us, as required under the Listing Regulations.

Our opinion on the same is not modified in respect of the above matter.

**For : Anil Kamal Garg & Company**  
Chartered Accountants  
ICAI Firm Registration No. 004186C

Place : Indore  
Dated : May 28th, 2026



**Devendra Bansal**  
Partner  
Membership No. 078057  
ICAI UDIN: 26078057RQMCJD1145

Texmo/Sec/2026-27/09

May 28, 2026

To,  
Manager (Listing)  
National Stock Exchange of India Ltd  
Exchange Plaza, 5<sup>th</sup> Floor  
Bandrakulra Complex, Bandra (E)  
Mumbai – 400051

To,  
The Corporate Relationship Department  
Bombay Stock Exchange Ltd,  
1<sup>st</sup> Floor, New Trading Ring,  
P.J.Tower, Dalal Street,  
Mumbai-400001

**Sub: Declaration pursuant to Regulation 33(3)(d) of the SEBI (Listing Obligations and Disclosure Requirements) Regulations, 2015**

Dear Sir/Madam,

This is to inform you that the Statutory Auditors of the Company, M/s Anil Kamal Garg & Company, Chartered Accountants, Indore (M.P.) (FRN: 004186C) have issued an Audit Report with unmodified opinion on the Audited Financial Results of the Company (Standalone and Consolidated) for the quarter and financial year ended on 31<sup>st</sup> March, 2026.

This Declaration is given in compliance to Regulation 33(3)(d) of the SEBI (Listing Obligations and Disclosure Requirements) Regulations, 2015 as amended by the SEBI (Listing Obligations and Disclosure Requirements) (Amendment) Regulations, 2016, vide notification No. SEBI/LAD-NRO/GN/2016-17 dated May 25, 2016 and Circular no. CIR/CFD/CMD/56/2016 dated May 27, 2016.

Kindly take this declaration on your records.

Thanking You  
Yours Faithfully

For Texmo Pipes and Products Limited

  
Sanjay Kumar Agrawal  
Managing Director  
DIN: 00316249



**Annexure A:**

**Brief Profile of Cost Auditor**

Name	Mr. Saurabh Parikh
Address	410, Shekhar Central, 4-5, Manoramaganj, A.B. Road, Palasia Square, Indore (M.P.)-452001 E-mail : saurabhparikh@hotmail.com
Qualification	LLB, ACMA, ACS
Appointed as	Cost Auditor
Appointed on	28/05/2026 for FY 2026-27
Brief Profile	Mr. Saurabh Parikh is Commerce, Law Graduate and Associate member of Institute of Cost and Works Accountants of India. He is also Associate member of Institute of Company Secretaries of India. He is practicing Cost Accountant since 2012 and holds vast experience of 29 years in field of Costing, Cost audit and Company Law. Earlier he was a Practising Company Secretary from 2006 to 2012. He is associated with number of business houses in both private as well as public sector as consultant and providing valuable professional services in the field of Costing and Cost Audit.

**Annexure B:**

**Brief profile of Mrs. Neha Shroff appointed as Internal Auditor**

Mrs. Neha Shroff is Bachelor of Commerce from M.D. University, Rohtak and M.Com from Dr. B.R. Ambedkar University, Agra and MBA (Finance and International Business) from M.D. University, Rohtak. She is having post qualification experience of more than 17 years in the field of accounts, finance, taxation and internal audit.