

TERA SOFT

Redefining IT Solutions

TERA SOFTWARE LIMITED

Regd. Office : # 8-2-293/82/A/1107,

Road Number 55, Jubilee Hills,

Hyderabad, Telangana 500033.

Tel : +91-40-2354 7447

E-mail : info@terasoftware.in

www.terasoftware.com

Date: November 11, 2025

BSE Limited P.J. Towers, Dalal Street, Mumbai - 400001	National Stock Exchange of India Limited Exchange Plaza, Bandar Kurla Complex Bandra (E), Mumbai - 400051
Scrip: 533982	Symbol: TERASOFT

Sub: Outcome of Board Meeting of the Company held on November 11, 2025 - Reg.

Ref: Regulation 30 and other applicable regulations of SEBI (Listing Obligations and Disclosure Requirements) Regulations, 2015.

This is to inform you that, the Board of Directors of the Company at their meeting held today i.e. Tuesday, November 11, 2025 at the Registered Office of the Company situated at Plot No.1107, Road No.55, Jubilee Hills, Hyderabad-500033, Telangana, India, has approved the Un-Audited Financial Results (Standalone & Consolidated) for the Quarter and Half-Year ended September 30, 2025 alongwith Limited Review Report.

The Results will be published in the newspapers in terms of Regulation 47(1)(b) of SEBI (LODR) Regulations, 2015 in due course.

The full format of the financial Results shall be available on the website of the Stock Exchanges where equity shares of the Company are listed i.e. <https://www.bseindia.com/>, <https://www.nseindia.com/> and on Company's website: <https://www.terasoftware.com/>.

Board Meeting commenced at 15:30 hours and concluded at 19:30 hours.

Kindly take the above information on your record.


Yours faithfully,

For TERA SOFTWARE LIMITED

CH. MALLIKARJUNA

Company Secretary & Compliance Officer

Mem. No. A47545



STATEMENT OF STANDALONE UNAUDITED FINANCIAL RESULTS FOR THE QUARTER AND HALF YEAR ENDED 30TH SEPTEMBER 2025

Rs. in Lakhs

PARTICULARS	QUARTER ENDED			Half Year Ended		Year Ended
	30-09-2025	30-06-2025	30-09-2024	30-09-2025	30-09-2024	31-03-2025
	Unaudited	Unaudited	Unaudited	Unaudited	Unaudited	Audited
1. Income from Operations						
(a) Net Sales /Income from operations (net of excise duty)	7,143.25	3,274.04	2,534.13	10,417.29	4,980.23	10,725.59
(b) Other operating Income	-	-	-	-	38.79	38.79
(c) Other Income	95.24	94.15	100.86	189.39	195.26	406.11
Total Income from Operations (net)	7,238.49	3,368.19	2,634.99	10,606.68	5,214.28	11,170.49
2. Expenses						
Purchases	-	-	-	-	-	-
Changes in inventories of finished goods, work-in-progress and stock in trade	-	-	-	-	-	4.72
Technical & Operation expense	5,378.86	1,908.21	1,805.35	7,286.97	3,448.17	7,424.21
Employee benefit expense	625.74	539.20	446.33	1,164.95	898.20	1,840.15
Finance costs	160.29	199.55	110.63	359.82	177.57	379.18
Depreciation & amortisation expense	17.40	11.28	3.60	28.68	7.21	13.59
Other Expenses	172.64	75.92	51.13	248.56	97.91	266.44
Total Expenses	6,354.93	2,734.16	2,417.04	9,088.98	4,629.06	9,928.29
3. Profit/(Loss) from ordinary activities but before Exceptional Items (1-2)	883.56	634.03	217.95	1,517.70	585.22	1,242.20
4. Add: Exceptional Items	-	-	-	-	35.00	35.00
4. Less: Exceptional Items	-	-	39.26	-	39.26	39.26
5. Profit/(Loss) from ordinary activities before tax (3-4)	883.56	634.03	178.69	1,517.70	580.96	1,237.94
6. Tax expense						
1) Current Tax	226.34	164.66	48.34	391.00	151.22	307.30
2) Tax Expenses relating to Earlier years	-	-	-	-	-	(6.56)
3) Deferred Tax	0.94	3.96	4.67	4.90	29.62	(4.88)
7. Profit/(Loss) from ordinary activities after tax (5-6)	656.28	465.41	125.67	1,121.80	400.11	942.08
8. Extraordinary items (net of tax Rs expense _____ Lakhs)	-	-	-	-	-	-
9. Net Profit/(Loss) before Other comprehensive income (7-8)	656.28	465.41	125.67	1,121.80	400.11	942.08
10. Other Comprehensive Income						
Add: (i) Items that will be reclassified to profit or loss	8.69	(16.66)	9.25	(7.97)	57.06	71.91
Less: (ii) Income Tax relating to items that will be reclassified to profit or loss	(2.19)	4.19	(2.33)	2.01	(14.36)	(18.10)
11. Net Profit/(Loss) for the period (9-10)	662.78	452.94	132.60	1,115.84	471.53	995.89
12. Paid up Equity Share Capital (Face Value Rs 10/-)	1,251.19	1,251.19	1,251.19	1,251.19	1,251.19	1,251.19
Reserves (excluding Revaluation Reserve as per the Balance Sheet of previous accounting year)						10,993.81
Earning Per equity share (for continuing operations):						
(1) Basic	5.25	3.72	1.00	8.97	3.20	7.53
(2) Diluted	5.25	3.72	1.00	8.97	3.20	7.53
Earning Per equity share (for discontinued & Continuing operations):						
(1) Basic	5.25	3.72	1.00	8.97	3.20	7.53
(2) Diluted	5.25	3.72	1.00	8.97	3.20	7.53

For TERA SOFTWARE LIMITED


Chairman and Managing Director

TERA SOFTWARE LIMITED
CIN L72200TG1994PLC018391
#8-2-293/82/A/1107, Plot no 1107, Road no 55, Jubilee Hills, Hyderabad-33.
SEGMENT WISE REVENUE AND RESULTS

PARTICULARS	QUARTER ENDED			Half Year Ended		Rs. in Lakhs
	30-09-2025	30-06-2025	30-09-2024	30-09-2025	30-09-2024	Year Ended
	Unaudited	Unaudited	Unaudited	Unaudited	Unaudited	Audited
1. Segment Revenue						
a) Integrated Solutions Division	-	-	-	-	-	324.26
b) Technical Division	2,086.70	1,632.24	1,506.12	3,718.95	2,981.54	5,965.94
c) Projects Division	5,056.54	1,641.80	1,028.01	6,698.34	2,037.48	4,474.19
Net sales/Income from operations	7,143.24	3,274.04	2,534.13	10,417.29	5,019.02	10,764.39
2. Segment Results [Profit / (Loss) before Tax and Interest from each Segment]						
a) Integrated Solutions Division	-	-	-	-	-	4.90
b) Technical Division	88.66	96.48	57.15	185.14	109.11	304.92
c) Projects Division	1,059.74	814.34	251.64	1,874.08	654.76	1,481.67
Total	1,148.40	910.82	308.79	2,059.22	763.87	1,791.49
Less: i) Interest Expenses	160.29	199.55	110.63	359.82	177.57	379.18
ii) Un-allocable expenditure (Net)	199.79	171.39	81.07	371.10	196.34	576.22
Add: Interest and Other Income	95.24	94.15	100.86	189.39	195.26	406.11
Total Profit/(Loss) Before Exceptional items	883.56	634.03	217.95	1,517.69	585.22	1,242.21
Exceptional Item: Add	-	-	-	-	35.00	35.00
Less:	-	-	39.26	-	39.26	39.26
Total Profit/(Loss) after Exceptional items	883.56	634.03	178.69	1,517.69	580.95	1,237.94
Segment Assets						
Integrated Solutions Division	14.25	16.14	-	14.25	-	16.14
Technical Division	2,243.72	1,627.28	1,730.48	2,243.72	1,730.48	1,136.48
Projects Division	18,818.25	14,302.18	13,128.29	18,818.25	13,128.29	13,202.12
Unallocable	4,391.86	4,979.18	4,579.75	4,391.86	4,579.75	4,600.26
Total	25,468.08	20,924.78	19,438.52	25,468.08	19,438.52	18,955.00
Segment Liabilities						
Integrated Solutions Division	356.14	343.09	336.07	356.14	336.07	343.26
Technical Division	1,572.38	1,189.73	1,164.32	1,572.38	1,164.32	682.68
Projects Division	5,278.28	2,161.08	1,727.60	5,278.28	1,727.60	2,216.60
Unallocable	18,261.28	17,230.88	16,210.53	18,261.28	16,210.53	15,712.46
Total	25,468.08	20,924.78	19,438.52	25,468.08	19,438.52	18,955.00
(Segment Assets - Liabilities)						
Integrated Solutions Division	(341.89)	(326.95)	(336.07)	(341.89)	(336.07)	(327.12)
Technical Division	671.34	437.55	566.16	671.34	566.16	453.80
Projects Division	13,539.97	12,141.10	11,400.69	13,539.97	11,400.69	10,985.52
Unallocable	(13,869.42)	(12,251.70)	(11,630.78)	(13,869.42)	(11,630.78)	(11,112.20)
Total	-	-	-	-	-	-

For TERA SOFTWARE LIMITED


Chairman and Managing Director

STATEMENT OF ASSETS AND LIABILITIES

Particulars	Half Year Ended		Year Ended	
	Unaudited		Audited	
	30-09-2025		31-03-2025	
I. ASSETS				
1. Non-current assets				
(i) Property, Plant & Equipment	2,869.12		2,653.45	
(ii) Financial Assets			-	
(a) Investment	0.74		0.74	
(b) Other financial assets	282.70		225.81	
(iii) Other non current assets	577.22		543.32	
(iv) Deferred tax Asset (net)	197.04	3,926.82	199.93	3,623.25
2. Current assets				
(i) Inventories	-		-	
(ii) Financial Assets				
(a) Trade receivables	14,057.99		13,611.74	
(b) Cash and Cash Equivalents	627.28		1,038.56	
(c) Other financial assets	7,671.70		1,137.49	
(iii) Other current assets	2,721.30	25,078.27	1,919.40	17,707.19
		29,005.08		21,330.45
II EQUITY AND LIABILITIES				
A Equity				
(a) Equity Share Capital	1,251.19		1,251.19	
(b) Other Equity	12,109.53	13,360.72	10,993.81	12,245.00
B Liabilities				
1. Non-current liabilities				
(i) Financial liabilities				
(a) Borrowings	541.09		132.24	
(ii) Provisions	157.69	698.78	142.40	274.64
2. Current liabilities				
(i) Financial liabilities				
(a) Borrowings	2,352.58		1,860.44	
(b) Trade payables			-	
Total Outstanding dues to Micro enterprises and small enterprises	-		-	
Total Outstanding dues to creditors other than Micro enterprises and small enterprises				
	10,154.60		5,089.63	
(c) Other financial liabilities	991.98		760.70	
(ii) Other current liabilities	736.62		782.37	
(iii) Provisions	709.80	14,945.58	317.66	8,810.80
		29,005.08		21,330.45

Notes:

- The above financial results for the Quarter and Half Year Ended 30th September, 2025 have been reviewed by the Audit Committee and were approved by the Board of Directors of the Company at their respective meetings held on 11-11-2025
- This statement is as per regulation 33 of the SEBI (Listing obligations and disclosure Requirements) Regulations, 2015. These financial results of the Company were prepared in accordance with the Indian Accounting Standards prescribed under section 133 of the Companies Act, 2013 ("the act") read with relevant rules issued there under ("Ind AS") and other accounting principles generally accepted in India and guidelines issued by the Securities and Exchange Board of India ("SEBI").
- Corresponding quarter/Year figures have been re-grouped /re-classified wherever necessary to confirm to the classification of the current period.

For Tera Software Limited

Place: Hyderabad
Date : 11-11-2025

For TERA SOFTWARE LIMITED

Chairman and Managing Director

T. Gopichand
Chairman & Managing Director
DIN : 00107886

TERA SOFTWARE LIMITED
CASH FLOW STATEMENT for The Half Year Ended 30-09-2025 and Year Ended 31-03-2025

Rupees in Lakhs

Particulars	Half Year Ended 30-09-2025	Year Ended 31-03-2025
A. Cash flow from operating activities		
Net Profit / (Loss) before tax as per Profit & Loss Statement	1,517.70	1,237.94
Adjustments for:		
Depreciation and amortisation	28.68	13.59
Sundry Credit Balances Written Back	-	-
Interest Income	(21.22)	(70.23)
Bad Debts Written Off	-	(38.79)
Finance Cost	359.82	379.18
Advances Written off	-	4.50
SLA Deductions		
CSR Expenditure	-	(5.33)
Exchange Fluctuations	7.33	2.77
Exceptional Credit Loss	21.25	2.55
Changes in Assets and Liabilities:		
Trade receivables	(474.83)	(1,149.28)
Other Financial Assets and Other Assets	(6,534.20)	34.16
Other Non Current Assets	-33.90	(50.88)
Other Financial Assets	(56.89)	674.63
Other Current Assets	-801.90	(1,322.84)
Inventories		4.72
Trade Payables	5,064.96	954.10
Long Term Provisions	15.85	61.87
Other Current Liabilities	(45.75)	(5.57)
Short Term Provisions	1.13	(2.47)
Other Financial Liabilities	222.63	(27.78)
Cash generated from operations	(729.34)	696.83
Income tax paid		16.20
Net cash flow from operating activities (A)	(729.34)	680.63
B. Cash flow from investing activities		
Property, Plant & Equipment	(244.34)	(7.50)
Sale of Land	-	-
Interest Income	21.22	70.23
Net cash flow from Investing activities (B)	(223.12)	62.73
C. Cash flow from financing activities		
Short Term Borrowings(Net)	492.14	(947.14)
Long Term Borrowings	408.85	(406.05)
Interest Paid	(359.82)	(379.18)
Net cash flow from Financing activities (C)	541.17	(1,732.37)
Net increase in Cash and cash equivalents (A+B+C)	(411.29)	(989.01)
Opening balance of Cash and cash equivalents	1,038.56	2,027.57
Closing balance of Cash and cash equivalents	627.27	1,038.57
Components of Cash and Cash Equivalents		
Cash and cheques on Hand	9.31	9.48
Balances with Banks		
-On Current Accounts	4.43	3.20
-On Deposit Accounts	613.53	1,025.88
Cash and cash Equivalent as per Note 7	627.27	1,038.56

For Tera Software Limited



T. Gopichand

Chairman & Managing Director

DIN : 00107886

Place: Hyderabad

Date : 11-11-2025

LIMITED REVIEW REPORT**LIMITED REVIEW REPORT on Unaudited Standalone Financial Results for the half year ended
30th September, 2025 of the Company Pursuant to the Regulation 33 of the SEBI (Listing
Obligations and Disclosure Requirements) Regulations, 2015*****To the Board of Directors of Tera Software Limited***

We have reviewed the accompanying statement of unaudited standalone financial results of M/s. TERA SOFTWARE LIMITED, for the Quarter ended 30th September 2025 and year to date results for the period 01st April 2025 to 30th September 2025, being submitted by the Company pursuant to the requirements of regulation 33 of the SEBI (Listing Obligations and Disclosure Requirements) Regulation, 2015 (as amended) including relevant circulars issued by the SEBI from time to time.


This Statement is the responsibility of the Company's Management and approved by the Board of Directors, has been prepared in accordance with the recognition and measurement principles laid down in Indian Accounting Standard 34, Interim Financial reporting ('Ind AS 34'), prescribed under Section 133 of the Companies Act, 2013 ('the Act'), read with relevant rules issued there under and other accounting principles generally accepted in India. Our responsibility is to express a conclusion on the Statement based on our review.

We conducted our review of the Statement in accordance with the Standard on Review Engagement (SRE) 2410, Review of Interim Financial Information performed by the Independent Auditor of the Entity, issued by the Institute of Chartered Accountants of India. A review of interim financial information consists of making inquiries, primarily of persons responsible for financial and accounting matters, and applying analytical and other review procedures. A review is substantially less in scope than an audit conducted in accordance with the Standards on Auditing specified under section 143(10) of the Act, and consequently, does not enable us to obtain assurance that we would become aware of all significant matters that might be identified in an audit. Accordingly, we do not express an audit opinion.



Based on our review conducted as above, nothing has come to our attention that causes us to believe that the accompanying Statement, prepared in accordance with the recognition and measurement principles laid down in Ind AS 34, prescribed under Section 133 of the Act, and other accounting principles generally accepted in India, has not disclosed the information required to be disclosed in terms of Regulation 33 of the SEBI (Listing Obligations and Disclosure Requirements) Regulations, 2015 (as amended) including the manner in which it is to be disclosed, or that it contains any material misstatement.

Place: Hyderabad
Date: 11/11/2025



for Narven Associates
Chartered Accountants
FRN:005905S

A handwritten signature in blue ink, appearing to read "G V Ramana".

G V Ramana
Partner
M.no.025995
UDIN:25025995BBIKCA1055

STATEMENT OF CONSOLIDATED UNAUDITED FINANCIAL RESULTS FOR THE QUARTER AND YEAR ENDED 30TH SEPTEMBER 2025

Rs. in Lakhs

PARTICULARS	QUARTER ENDED			Half Year Ended		Year Ended
	30-09-2025	30-06-2025	30-09-2024	30-09-2025	30-09-2024	31-03-2025
	Unaudited	Unaudited	Unaudited	Unaudited	Unaudited	Audited
1. Income from Operations						
(a) Net Sales /Income from operations (net of excise duty)	7,143.25	3,274.04	2,534.13	10,417.29	4,980.23	10,725.59
(b) Other operating Income	-	-	-	-	38.79	38.79
(c) Other Income	95.24	94.15	100.86	189.39	195.26	406.11
Total Income from Operations (net)	7,238.49	3,368.19	2,634.99	10,606.68	5,214.28	11,170.49
2. Expenses						
Purchases	-	-	-	-	-	-
Changes in inventories of finished goods, work-in-progress and stock in trade	-	-	-	-	-	4.72
Technical & Operation expense	5,378.86	1,908.21	1,805.35	7,286.97	3,448.17	7,424.21
Employee benefit expense	625.74	539.20	446.33	1,164.95	898.20	1,840.15
Finance costs	160.29	199.55	110.63	359.82	177.57	379.18
Depreciation & amortisation expense	17.40	11.28	3.60	28.68	7.21	13.59
Other Expenses	172.64	76.17	51.13	248.81	97.91	267.03
Total Expenses	6,354.93	2,734.41	2,417.04	9,089.23	4,629.06	9,928.88
3. Profit/(Loss) from ordinary activities but before Exceptional Items (1-2)	883.56	633.78	217.95	1,517.45	585.22	1,241.61
4.Add: Exceptional Items	-	-	-	-	35.00	35.00
4. Less: Exceptional Items	-	-	39.26	-	39.26	39.26
5. Profit/(Loss) from ordinary activities before tax (3-4)	883.56	633.78	178.69	1,517.45	580.96	1,237.35
6. Tax expense						
1) Current Tax	226.34	164.66	48.34	391.00	151.22	307.30
2) Tax Expenses relating to Earlier years	-	-	-	-	-	(6.56)
3) Deferred Tax	0.94	3.96	4.67	4.90	29.62	(4.88)
7. Profit/(Loss) from ordinary activities after tax (5-6)	656.28	465.16	125.67	1,121.55	400.12	941.49
8. Extraordinary items (net of tax Rs expense ____ Lakhs)	-	-	-	-	-	-
9. Net Profit/(Loss) before Other comprehensive income (7-8)	656.28	465.16	125.67	1,121.55	400.12	941.49
10. Other Comprehensive Income						
Add: (i) Items that will be reclassified to profit or loss	8.69	(16.66)	9.25	(7.97)	57.06	71.91
Less: (ii) Income Tax relating to items that will be reclassified to profit or loss	(2.19)	4.19	(2.33)	2.01	(14.36)	(18.10)
11. Net Profit/(Loss) for the period (9-10)	662.78	452.69	132.60	1,115.59	471.54	995.30
12. Paid up Equity Share Capital (Face Value Rs 10/-)	1,251.19	1,251.19	1,251.19	1,251.19	1,251.19	1,251.19
Reserves (excluding Revaluation Reserve as per the Balance Sheet of previous accounting year)						10,992.72
Earning Per equity share (for continuing operations):						
(1) Basic	5.25	3.72	1.00	8.96	3.20	7.52
(2)Diluted	5.25	3.72	1.00	8.96	3.20	7.52
Earning Per equity share (for discontinued & Continuing operations):						
(1) Basic	5.25	3.72	1.00	8.96	3.20	7.52
(2)Diluted	5.25	3.72	1.00	8.96	3.20	7.52

For TERA SOFTWARE LIMITED


Chairman and Managing Director

TERA SOFTWARE LIMITED
CIN L72200TG1994PLC018391
#8-2-293/82/A/1107, Plot no 1107, Road no 55, Jubilee Hills, Hyderabad-33.
CONSOLIDATED SEGMENT WISE REVENUE AND RESULTS

PARTICULARS	QUARTER ENDED			Half Year Ended		Rs. in Lakhs Year Ended
	30-09-2025	30-06-2025	30-09-2024	30-09-2025	30-09-2024	31-03-2025
	Unaudited	Unaudited	Unaudited	Unaudited	Unaudited	Audited
1. Segment Revenue						
a) Integrated Solutions Division	-	-	-	-	-	324.26
b) Technical Division	2,086.70	1,632.24	1,506.12	3,718.95	2,981.54	5,965.94
c) Projects Division	5,056.54	1,641.80	1,028.01	6,698.34	2,037.48	4,474.19
Net sales/Income from operations	7,143.24	3,274.04	2,534.13	10,417.29	5,019.02	10,764.39
2. Segment Results [Profit / (Loss) before Tax and Interest from each Segment]						
a) Integrated Solutions Division	-	-	-	-	-	4.90
b) Technical Division	88.66	96.48	57.15	185.14	109.11	304.92
c) Projects Division	1,059.74	814.34	251.64	1,874.08	654.76	1,481.67
Total	1,148.40	910.82	308.79	2,059.22	763.87	1,791.49
Less: i) Interest Expenses	160.29	199.55	110.63	359.82	177.57	379.18
ii) Un-allocable expenditure (Net)	199.79	171.64	81.07	371.34	196.34	576.81
Add: Interest and Other Income	95.24	94.15	100.86	189.39	195.26	406.11
Total Profit/(Loss) Before Exceptional items	883.56	633.78	217.95	1,517.45	585.22	1,241.62
Exceptional Item: Add	-	-	-	-	35.00	35.00
Less:	-	-	39.26	-	39.26	39.26
Total Profit/(Loss) after Exceptional items	883.56	633.78	178.69	1,517.45	580.95	1,237.35
Segment Assets						
Integrated Solutions Division	14.25	16.14	-	14.25	-	16.14
Technical Division	2,243.72	1,627.28	1,730.48	2,243.72	1,730.48	1,136.48
Projects Division	18,818.25	14,302.18	13,128.29	18,818.25	13,128.29	13,202.12
Unallocable	4,391.12	4,978.44	4,579.01	4,391.12	4,579.01	4,600.51
Total	25,467.34	20,924.04	19,437.78	25,467.34	19,437.78	18,955.25
Segment Liabilities						
Integrated Solutions Division	356.14	343.09	336.07	356.14	336.07	343.26
Technical Division	1,572.38	1,189.73	1,164.32	1,572.38	1,164.32	682.68
Projects Division	5,278.28	2,161.08	1,727.60	5,278.28	1,727.60	2,216.60
Unallocable	18,260.54	17,230.14	16,209.79	18,260.54	16,209.79	15,712.71
Total	25,467.34	20,924.04	19,437.78	25,467.34	19,437.78	18,955.25
(Segment Assets - Liabilities)						
Integrated Solutions Division	(341.89)	(326.95)	(336.07)	(341.89)	(336.07)	(327.12)
Technical Division	671.34	437.55	566.16	671.34	566.16	453.80
Projects Division	13,539.97	12,141.10	11,400.69	13,539.97	11,400.69	10,985.52
Unallocable	(13,869.42)	(12,251.70)	(11,630.78)	(13,869.42)	(11,630.78)	(11,112.20)
Total	-	-	-	-	-	-

For TERA SOFTWARE LIMITED


Chairman and Managing Director

CONSOLIDATED STATEMENT OF ASSETS AND LIABILITIES

Particulars	Half Year Ended		Year Ended	
	Unaudited		Audited	
	30-09-2025		31-03-2025	
I. ASSETS				
1. Non-current assets				
(i) Property, Plant & Equipment	2,869.12		2,653.45	
(ii) Financial Assets			-	
(a) Investment	-		-	
(b) Other financial assets	282.70		225.81	
(iii) Other non current assets	577.22		543.32	
(iv) Deferred tax Asset (net)	197.04	3,926.08	199.93	3,622.51
2. Current assets				
(i) Inventories	-		-	
(ii) Financial Assets				
(a) Trade receivables	14,057.99		13,611.74	
(b) Cash and Cash Equivalents	627.69		1,038.97	
(c) Other financial assets	7,671.70		1,137.49	
(iii) Other current assets	2,721.30	25,078.68	1,919.40	17,707.60
		29,004.75		21,330.12
II EQUITY AND LIABILITIES				
A Equity				
(a) Equity Share Capital	1,251.19		1,251.19	
(b) Other Equity	12,108.19		10,992.72	
(C) Minority Interest	0.26	13,359.64	0.26	12,244.17
B Liabilities				
1. Non-current liabilities				
(i) Financial liabilities				
(a) Borrowings	541.09		132.24	
(ii) Provisions	157.69	698.78	142.40	274.64
2. Current liabilities				
(i) Financial liabilities				
(a) Borrowings	2,352.58		1,860.44	
(b) Trade payables			-	
Total Outstanding dues to Micro enterprises and small enterprises	-		-	
Total Outstanding dues to creditors other than Micro enterprises and small enterprises	10,154.60		5,089.63	
(c) Other financial liabilities	992.73		761.20	
(ii) Other current liabilities	736.62		782.37	
(iii) Provisions	709.80	14,946.33	317.66	8,811.30
		29,004.75		21,330.12

Notes:

- The above Consolidated financial results for the Quarter and Half Year Ended 30th September, 2025 have been reviewed by the Audit Committee and were approved by the Board of Directors of the Company at their respective meetings held on 11-11-2025
- This statement is as per regulation 33 of the SEBI (Listing obligations and disclosure Requirements) Regulations, 2015. These financial results of the Company were prepared in accordance with the Indian Accounting Standards prescribed under section 133 of the Companies Act, 2013 ("the act") read with relevant rules issued there under ("Ind AS") and other accounting principles generally accepted in India and guidelines issued by the Securities and Exchange Board of India ("SEBI").

- Corresponding quarter/Year figures have been re-grouped /re-classified wherever necessary to confirm to the classification of the current period.

For Tera Software Limited

Place: Hyderabad
Date : 11-11-2025

For TERA SOFTWARE LIMITED

(Signature)
Chairman and Managing Director

T. Gopichand
Chairman & Managing Director
DIN : 00107886

TERA SOFTWARE LIMITED
CONSOLIDATED CASH FLOW STATEMENT FOR THE HALF YEAR ENDED 30-09-2025 and YEAR ENDED 31-03-2025

Rupees in Lakhs

Particulars	Half Year Ended 30-09-2025	Year Ended 31-03-2025
A. Cash flow from operating activities		
Net Profit / (Loss) before tax as per Profit & Loss Statement	1,517.45	1,237.35
Adjustments for:		
Depreciation and amortisation	28.68	13.59
Sundry Credit Balances Written Back	-	-
Interest Income	(21.22)	(70.23)
Bad Debts Written Off	-	(38.79)
Finance Cost	359.82	379.18
Advances Written off	-	4.50
SLA Deductions	-	-
CSR Expenditure	-	(5.33)
Exchange Fluctuations	7.33	2.77
Exceptional Credit Loss	21.25	2.55
Changes in Assets and Liabilities:		
Trade receivables	(474.83)	(1,149.28)
Other Financial Assets and Other Assets	(6,534.20)	97.93
Other Non Current Assets	(33.90)	(50.88)
Other Financial Assets	(56.89)	674.63
Other Current Assets	-801.90	(1,321.80)
Inventories	-	4.72
Trade Payables	5,064.96	816.23
Long Term Provisions	15.85	10.26
Other Current Liabilities	(45.50)	(5.57)
Short Term Provisions	1.13	(2.47)
Other Financial Liabilities	222.64	97.87
Cash generated from operations	(729.33)	697.22
Income tax paid	-	16.20
Net cash flow from operating activities (A)	(729.33)	681.02
B. Cash flow from investing activities		
Property, Plant & Equipment	(244.34)	(7.50)
Sale of Land	-	-
Interest Income	21.22	70.23
Net cash flow from Investing activities (B)	(223.12)	62.73
C. Cash flow from financing activities		
Short Term Borrowings(Net)	492.14	(947.14)
Long Term Borrowings	408.85	(406.05)
Interest Paid	(359.82)	(379.18)
Net cash flow from Financing activities (C)	541.17	(1,732.37)
Net increase in Cash and cash equivalents (A+B+C)	(411.28)	(988.62)
Opening balance of Cash and cash equivalents	1,038.96	2,027.57
Closing balance of Cash and cash equivalents	627.68	1,038.96
Components of Cash and Cash Equivalents		
Cash and cheques on Hand	9.31	9.46
Balances with Banks		
-On Current Accounts	4.84	3.62
-On Deposit Accounts	613.53	1,025.88
Cash and cash Equivalent as per Note 7	627.68	1,038.96

For Tera Software Limited



T. Gopichand

Chairman & Managing Director

DIN : 00107886

Place: Hyderabad

Date : 11-11-2025

LIMITED REVIEW REPORT

LIMITED REVIEW REPORT on Unaudited Consolidated Financial Results for the half year ended 30th September, 2025 of the Company Pursuant to the Regulation 33 of the SEBI (Listing Obligations and Disclosure Requirements) Regulations, 2015

To
 The Board of directors,
TERA SOFTWARE LIMITED
 Hyderabad.

We have reviewed the accompanying statement of unaudited Consolidated financial results of **M/s TERA SOFTWARE LIMITED**, ("the Company") and its subsidiaries (the company and its subsidiaries together referred to as ("the Group") for the half year ended on September 30, 2025. This statement is the responsibility of the Company's Management and has been approved by the Board of Directors. Our responsibility is to issue a report on the financial statements based on our review.


We conducted our review in accordance with the Standard on Review Engagement (SRE) 2410, Review of interim financial information issued by the Institute of Chartered Accountants of India. This standard requires that we plan and perform the review to obtain moderate assurance as to whether the financial statements are free of material misstatement. A review is limited primarily to inquiries of company's personnel and analytical procedures applied to financial data and thus provides less assurance than an audit. We have not performed an audit and accordingly, we do not express an audit opinion.

Based on our review conducted as above, nothing has come to our attention that causes us to believe that the accompanying statement of unaudited financial results, prepared in accordance with the recognition and measurement principles laid down in Ind AS 34, prescribed under Section 133 of the Act, and other accounting principles generally accepted in India, has not disclosed the information required to be disclosed in terms of Regulation 33 of the SEBI (Listing Obligations and Disclosure Requirements) Regulations, 2015 (as amended) including the manner in which it is to be disclosed, or that it contains any material misstatement.

We have also performed procedures in accordance with circular issued by SEBI under Regulation 33(8) of the SEBI (Listing Obligations and Disclosure Requirements) Regulations, 2015, amended to the extent applicable.

The Statement includes the results of the following entities:

Name of the Company	Relation
TS Innovations Private Limited	Indian Subsidiary




Based on our review conducted as above, nothing has come to our attention that causes us to believe that the accompanying statement of unaudited consolidated financial results, prepared in accordance with the recognition and measurement principles laid down in the aforesaid accounting standards and other accounting principles generally accepted in India, has not disclosed the information required to be disclosed in terms of Regulation 33 of the SEBI (Listing Obligations and Disclosure Requirements) Regulations, 2015 including the manner in which it is to be disclosed, or that it contains any material misstatement.

Our Conclusion is not modified in respect of this matter.

The consolidated Unaudited Financial results include the Interim Audited Financials of M/s. TS Innovations Private Limited, whose financial statements and other financial information have been reviewed by us, whose financial statements reflect total assets of Rs.0.41 lakhs as at 30th September, 2025, and Net Liabilities of Rs.0.34 lakhs as at 30th September, 2025 in the consolidated balance sheet and total revenues of Rs. Nil, total accumulated loss of Rs.1.34 lakhs as at 30th September, 2025 as considered in the consolidated financial statements. These financial results/statements and other financial information have been reviewed us whose reports have been furnished to us by the Management. Our opinion, in so far as it relates to the affairs of these subsidiaries, is based solely on our review.

Place: Hyderabad
Date: 11-11-2025



For Narven Associates
Chartered Accountants
Firm Regn. No: 005905S

G V Ramana
Partner

M.No.: 025955
UDIN: 25025995BBIKCB9225