



ENGINEERS &  
CONSTRUCTORS

# TECHNO ELECTRIC & ENGINEERING COMPANY LIMITED

## Corporate Office :

1B, Park Plaza, South Block, 71, Park Street, Kolkata - 700 016, India  
Tel. : (033) 4051-3000, Fax : (033) 4051-3326, E-mail : techno.email@techno.co.in  
CIN : L40108UP2005PLC094368



February 14, 2023

<b>National Stock Exchange of India Ltd.</b> 5 <sup>th</sup> floor, Exchange Plaza Bandra – Kurla Complex Bandra (East) <u>Mumbai - 400 051</u> <b>NSE SYMBOL: TECHNOE</b>	<b>BSE Limited</b> Department of Corporate Services Phiroze Jeejeebhoy Towers Dalal Street, <u>Mumbai – 400 001</u> <b>BSE CODE - 542141</b>
---	---

Dear Sirs,

**Sub: Outcome of Board Meeting held today, i.e. 14.02.2023**

With reference to the aforementioned subject, we would like to inform you that the Board of Directors at their Meeting held today i.e. 14<sup>th</sup> February, 2023 have inter-alia:

- Approved and taken on record the Unaudited Standalone and Consolidated Financial Results of the Company along with the Review Report dated 14<sup>th</sup> February, 2023 issued by the statutory auditors M/s. Walker Chandiok & Co. LLP, Chartered Accountants, for the **Quarter and Nine Months ended 31<sup>st</sup> December, 2022** (Copy enclosed), in terms of Regulation 33 of the SEBI (Listing Obligations and Disclosure Requirements) Regulations 2015.

The Board Meeting commenced at 2.00 PM and concluded at 5.30 P.M.

Thanking you,

Yours faithfully,

For Techno Electric & Engineering Company Ltd.

( Niranjana Brahma )  
Company Secretary (A-11652)

---

**Walker ChandioK & Co LLP**  
Unit 1603 & 1604,  
Ambuja Eco-Centre,  
16th Floor, Plot # 4,  
Street Number 13, EM Block,  
Sector V, Bidhannagar,  
Kolkata – 700 091,  
T +91 33 4444 9300

**Independent Auditor's Review Report on Standalone Unaudited Quarterly Financial Results and Year to Date Financial Results of the Company pursuant to the Regulation 33 of the SEBI (Listing Obligations and Disclosure Requirements) Regulations, 2015 (as amended)**

**To the Board of Directors of Techno Electric & Engineering Company Limited**

1. We have reviewed the accompanying statement of standalone unaudited financial results ('the Statement') of **Techno Electric & Engineering Company Limited** ('the Company') for the quarter ended 31 December 2022 and the year-to-date results for the period 01 April 2022 to 31 December 2022, being submitted by the Company pursuant to the requirements of Regulation 33 of the SEBI (Listing Obligations and Disclosure Requirements) Regulations, 2015 (as amended) ('Listing Regulations').
2. The Statement, which is the responsibility of the Company's management and approved by the Company's Board of Directors, has been prepared in accordance with the recognition and measurement principles laid down in Indian Accounting Standard 34, Interim Financial Reporting ('Ind AS 34'), prescribed under Section 133 of the Companies Act, 2013 ('the Act'), and other accounting principles generally accepted in India and is in compliance with the presentation and disclosure requirements of Regulation 33 of the Listing Regulations. Our responsibility is to express a conclusion on the Statement based on our review.
3. We conducted our review of the Statement in accordance with the Standard on Review Engagements (SRE) 2410, Review of Interim Financial Information performed by the Independent Auditor of the Entity, issued by the Institute of Chartered Accountants of India. A review of interim financial information consists of making inquiries, primarily of persons responsible for financial and accounting matters, and applying analytical and other review procedures. A review is substantially less in scope than an audit conducted in accordance with the Standards on Auditing specified under Section 143(10) of the Act, and consequently, does not enable us to obtain assurance that we would become aware of all significant matters that might be identified in an audit. Accordingly, we do not express an audit opinion.
4. Based on our review conducted as above nothing has come to our attention that causes us to believe that the accompanying Statement, prepared in accordance with the recognition and measurement principles laid down in Ind AS 34, prescribed under Section 133 of the Act, and other accounting principles generally accepted in India, has not disclosed the information required to be disclosed in accordance with the requirements of Regulation 33 of the SEBI (Listing Obligations and Disclosure Requirements) Regulations, 2015 (as amended), including the manner in which it is to be disclosed, or that it contains any material misstatement.




# Walker ChandioK &Co LLP

**Techno Electric & Engineering Company Limited  
Independent Auditor's Review Report on Standalone Unaudited Quarterly Financial Results and Year to Date Financial Results of the Company pursuant to the Regulation 33 of the SEBI (Listing Obligations and Disclosure Requirements) Regulations, 2015 (as amended)**

---

5. The review of standalone unaudited quarterly and year-to-date financial results for the quarter and period ended 31 December 2021 and audit of standalone financial results for the year ended 31 March 2022 included in the Statement was carried out and reported by Singhi & Co. Chartered Accountants who has expressed an unmodified conclusion vide their review report dated 14 February 2022 and unmodified opinion vide their audit report dated 30 May 2022, respectively, whose reports have been furnished to us and which have been relied upon by us for the purpose of our review of the Statement. Our conclusion is not modified in respect of this matter.

**For Walker ChandioK & Co LLP**  
Chartered Accountants  
Firm Registration No: 001076N/N500013

  
**Manoj Kumar Gupta**  
Partner  
Membership No. 083906



UDIN: 23083906BGXEJP8304

Place: Kolkata  
Date: 14 February 2023

---

**Walker Chandiook & Co LLP**  
Unit 1603 & 1604,  
Ambuja Eco-Centre,  
16th Floor, Plot # 4,  
Street Number 13, EM Block,  
Sector V, Bidhannagar,  
Kolkata – 700 091,

T +91 33 4444 9300

## **Independent Auditor's Review Report on Consolidated Unaudited Quarterly Financial Results and Year to Date Financial Results of the Group pursuant to the Regulation 33 of the SEBI (Listing Obligations and Disclosure Requirements) Regulations, 2015 (as amended)**

### **To the Board of Directors of Techno Electric & Engineering Company Limited**

1. We have reviewed the accompanying statement of unaudited consolidated financial results ('the Statement') of Techno Electric & Engineering Company Limited ('the Holding Company') and its subsidiaries (the Holding Company and its subsidiaries together referred to as 'the Group'), (refer Annexure 1 for the list of subsidiaries included in the Statement) for the quarter ended 31 December 2022 and the consolidated year to date results for the period 01 April 2022 to 31 December 2022, being submitted by the Holding Company pursuant to the requirements of Regulation 33 of the SEBI (Listing Obligations and Disclosure Requirements) Regulations, 2015 (as amended) ('Listing Regulations').
2. This Statement, which is the responsibility of the Holding Company's management and approved by the Holding Company's Board of Directors, has been prepared in accordance with the recognition and measurement principles laid down in Indian Accounting Standard 34, Interim Financial Reporting ('Ind AS 34'), prescribed under Section 133 of the Companies Act, 2013 ('the Act'), and other accounting principles generally accepted in India and is in compliance with the presentation and disclosure requirements of Regulation 33 of the Listing Regulations. Our responsibility is to express a conclusion on the Statement based on our review.
3. We conducted our review of the Statement in accordance with the Standard on Review Engagements (SRE) 2410, Review of Interim Financial Information performed by the Independent Auditor of the Entity, issued by the Institute of Chartered Accountants of India. A review of interim financial information consists of making inquiries, primarily of persons responsible for financial and accounting matters, and applying analytical and other review procedures. A review is substantially less in scope than an audit conducted in accordance with the Standards on Auditing specified under Section 143(10) of the Act, and consequently, does not enable us to obtain assurance that we would become aware of all significant matters that might be identified in an audit. Accordingly, we do not express an audit opinion.

We also performed procedures in accordance with the SEBI Circular CIR/CFD/CMD1/44/2019 dated 29 March 2019 issued by the SEBI under Regulation 33 (8) of the Listing Regulation, to the extent applicable.

4. Based on our review conducted and procedures performed as stated in paragraph 3 above, nothing has come to our attention that causes us to believe that the accompanying Statement, prepared in accordance with the recognition and measurement principles laid down in Ind AS 34, prescribed under Section 133 of the Act, and other accounting principles generally accepted in India, has not disclosed the information required to be disclosed in accordance with the requirements of Regulation 33 of the Listing Regulations, including the manner in which it is to be disclosed, or that it contains any material misstatement.



# Walker Chandiook & Co LLP

Techno Electric & Engineering Company Limited

Independent Auditor's Review Report on Consolidated Unaudited Quarterly Financial Results and Year to Date Financial Results of the Group pursuant to the Regulation 33 of the SEBI (Listing Obligations and Disclosure Requirements) Regulations, 2015 (as amended)

---

5. The Statement includes the interim financial information of seven subsidiaries, which have not been reviewed by their auditors, whose interim financial information reflects total revenues of ₹ Nil lakhs and ₹ Nil lakhs, net profit /(loss) after tax of ₹ 8.83 lakhs and ₹ (41.77) lakhs, total comprehensive income/(loss) of ₹ 8.83 lakhs and ₹ (41.77) lakhs for the quarter and nine-month period ended 31 December 2022 respectively, as considered in the Statement, and have been furnished to us by the Holding Company's management. Our conclusion on the Statement, in so far as it relates to the amounts and disclosures included in respect of these subsidiaries, are based solely on such unaudited/unreviewed interim financial information. According to the information and explanations given to us by the management, these interim financial information are not material to the Group.

Our conclusion is not modified in respect of this matter with respect to our reliance on the financial information certified by the Board of Directors.

6. The review of unaudited consolidated quarterly and year-to-date financial results for the quarter and period ended 31 December 2021 and audit of consolidated financial results for the year ended 31 March 2022 included in the Statement was carried out and reported by Singhi & Co. Chartered Accountants who have expressed unmodified conclusion vide their review report dated 14 February 2022 and unmodified opinion vide their audit report dated 30 May 2022, respectively, whose reports have been furnished to us and which have been relied upon by us for the purpose of our review of the Statement. Our conclusion is not modified in respect of this matter.

**For Walker Chandiook & Co LLP**

Chartered Accountants

Firm Registration No: 001076N/N500013



**Manoj Kumar Gupta**

Partner

Membership No. 083906

UDIN: 23083906BGXEJQ1545



**Place:** Kolkata

**Date:** 14 February 2023

# Walker Chandiook & Co LLP

Techno Electric & Engineering Company Limited  
Independent Auditor's Review Report on Consolidated Unaudited Quarterly Financial Results and  
Year to Date Financial Results of the Group pursuant to the Regulation 33 of the SEBI (Listing  
Obligations and Disclosure Requirements) Regulations, 2015 (as amended)

---

## Annexure 1

### List of entities included in the Statement

Name of entity	Relationship
Techno Digital Infra Private Limited	Subsidiary
Techno Data Centre Limited (Formerly Techno Power Grid Company Limited)	Subsidiary
Rajgarh Agro Products Limited	Subsidiary
Techno Wind Power Private Limited	Subsidiary
Techno Green Energy Private Limited	Subsidiary
Techno Infra Developers Private Limited	Subsidiary
Techno AMI Solutions Private Limited (Formerly Jhajjar Power Transmission Private Limited)	Subsidiary





**TECHNO ELECTRIC & ENGINEERING COMPANY LIMITED**  
**CIN No :L40108UP2005PLC094368**  
**Corporate Office : " Park Plaza " 71, Park Street, Kolkata - 700 016**  
**Email : desk.investors@techno.co.in : Website: www.techno.co.in**  
**Phone No 033-40513000, Fax No -033-40513326**

**Statement of Unaudited Financial Results for the quarter and nine months ended 31 December 2022**

(₹ in lakhs)

	Standalone						Consolidated					
	Quarter Ended		Nine months Ended			Year Ended	Quarter Ended		Nine months Ended		Year Ended	
	31 December	30 September	31 December	31 December	31 December	31 March	31 December	30 September	31 December	31 December	31 December	31 March
	2022	2022	2021	2022	2021	2022	2022	2022	2021	2022	2021	2022
(Unaudited)	(Unaudited)	(Unaudited)	(Unaudited)	(Unaudited)	(Audited)	(Unaudited)	(Unaudited)	(Unaudited)	(Unaudited)	(Unaudited)	(Unaudited)	(Audited)
<b>I Income</b>												
Revenue from Operations	18,525.69	18,578.65	29,755.59	51,652.79	69,395.02	99,916.80	18,525.69	18,578.65	29,755.59	51,652.79	69,395.02	99,916.80
II Other Income	1,970.14	1,901.23	11,988.99	5,215.97	14,730.75	15,039.40	1,995.09	1,900.64	12,022.18	5,196.63	14,768.60	15,077.45
<b>III Total Income</b>	<b>20,495.83</b>	<b>20,479.88</b>	<b>41,744.58</b>	<b>56,868.76</b>	<b>84,125.77</b>	<b>1,14,956.20</b>	<b>20,520.78</b>	<b>20,479.29</b>	<b>41,777.77</b>	<b>56,849.42</b>	<b>84,163.62</b>	<b>1,14,994.25</b>
<b>IV Expenses</b>												
a) Material, Stores and Services	14,241.58	14,881.33	27,270.68	38,891.19	57,482.61	76,709.72	14,241.58	14,881.33	27,270.68	38,891.19	57,482.61	76,709.72
b) Changes in inventories of finished goods	(513.54)	(1,899.12)	(3,741.70)	(2,006.19)	(6,323.36)	(2,083.08)	(513.54)	(1,899.12)	(3,741.70)	(2,006.19)	(6,323.36)	(2,083.08)
c) Employee benefits expense	983.75	1,004.22	926.46	2,838.64	2,578.97	3,392.80	983.75	1,004.22	926.46	2,838.64	2,578.97	3,392.80
d) Finance costs	163.23	130.06	163.16	436.44	464.51	559.37	163.23	130.06	163.16	436.44	464.51	562.77
e) Depreciation and amortisation expense	183.23	176.16	172.72	535.52	526.08	708.03	183.23	176.16	180.44	562.72	551.17	744.28
f) Other expenses	1,473.45	1,354.28	1,254.27	3,963.20	3,558.48	5,754.76	1,478.73	1,355.56	1,254.92	3,975.16	3,561.52	5,778.37
<b>Total expenses</b>	<b>16,531.70</b>	<b>15,646.93</b>	<b>26,045.59</b>	<b>44,658.80</b>	<b>58,287.29</b>	<b>85,041.60</b>	<b>16,546.00</b>	<b>15,657.28</b>	<b>26,053.96</b>	<b>44,697.96</b>	<b>58,315.42</b>	<b>85,104.86</b>
<b>V Profit before tax (III-IV)</b>	<b>3,964.13</b>	<b>4,832.95</b>	<b>15,698.99</b>	<b>12,209.96</b>	<b>25,838.48</b>	<b>29,914.60</b>	<b>3,974.78</b>	<b>4,822.01</b>	<b>15,723.81</b>	<b>12,151.46</b>	<b>25,848.20</b>	<b>29,889.39</b>
<b>VI Tax Expenses</b>												
(a) Current tax	393.28	1,408.95	3,094.52	3,121.48	5,613.87	5,911.87	393.28	1,408.95	3,094.50	3,121.44	5,630.63	5,911.89
(b) Deferred tax	529.27	(191.85)	451.62	2.17	716.61	52.39	531.07	(194.54)	451.67	(14.58)	701.04	20.81
(c) Mat Credit entitlement	-	-	-	-	-	-	-	-	-	-	-	15.50
<b>Total Tax expenses</b>	<b>922.55</b>	<b>1,217.10</b>	<b>3,546.14</b>	<b>3,123.65</b>	<b>6,330.48</b>	<b>5,964.26</b>	<b>924.35</b>	<b>1,214.41</b>	<b>3,546.17</b>	<b>3,106.86</b>	<b>6,331.67</b>	<b>5,948.20</b>
<b>VII Profit for the period / year from continuing operations before profit of joint venture (V-VI)</b>	<b>3,041.58</b>	<b>3,615.85</b>	<b>12,152.85</b>	<b>9,086.31</b>	<b>19,508.00</b>	<b>23,950.34</b>	<b>3,050.43</b>	<b>3,607.60</b>	<b>12,177.64</b>	<b>9,044.60</b>	<b>19,516.53</b>	<b>23,941.19</b>
<b>VIII Share of profit of joint venture</b>	-	-	-	-	-	-	-	-	63.49	-	364.00	364.00
<b>IX Total profit for the period / year from continuing operations (VII+VIII)</b>	<b>3,041.58</b>	<b>3,615.85</b>	<b>12,152.85</b>	<b>9,086.31</b>	<b>19,508.00</b>	<b>23,950.34</b>	<b>3,050.43</b>	<b>3,607.60</b>	<b>12,241.13</b>	<b>9,044.60</b>	<b>19,880.53</b>	<b>24,305.19</b>
<b>X Discontinued operations (refer note 7)</b>												
Profit/ (loss) from discontinued operations	119.32	3,021.45	(632.94)	4,685.85	3,691.77	2,720.16	119.32	3,021.45	(632.94)	4,685.85	3,691.77	2,720.16
Tax expense of discontinued operations	28.61	748.34	121.03	1,123.67	892.07	636.17	28.61	748.34	121.03	1,123.67	892.07	636.17
<b>XI Total profit/ (loss) for the period / year from discontinued operations (after tax)</b>	<b>90.71</b>	<b>2,273.11</b>	<b>(753.97)</b>	<b>3,562.18</b>	<b>2,799.70</b>	<b>2,083.99</b>	<b>90.71</b>	<b>2,273.11</b>	<b>(753.97)</b>	<b>3,562.18</b>	<b>2,799.70</b>	<b>2,083.99</b>
<b>XII Profit after tax (IX+XI)</b>	<b>3,132.29</b>	<b>5,888.96</b>	<b>11,398.88</b>	<b>12,648.49</b>	<b>22,307.70</b>	<b>26,034.33</b>	<b>3,141.14</b>	<b>5,880.71</b>	<b>11,487.16</b>	<b>12,606.78</b>	<b>22,680.23</b>	<b>26,389.18</b>
<b>XIII Other Comprehensive Income (net of tax) (Items that will not be reclassified to profit or loss )</b>	<b>272.45</b>	<b>152.31</b>	<b>279.61</b>	<b>214.29</b>	<b>365.16</b>	<b>605.21</b>	<b>272.45</b>	<b>152.31</b>	<b>279.61</b>	<b>214.29</b>	<b>365.16</b>	<b>605.21</b>
<b>XIV Total comprehensive income for the period/year (XII+XIII)</b>	<b>3,404.74</b>	<b>6,041.27</b>	<b>11,678.49</b>	<b>12,862.78</b>	<b>22,672.86</b>	<b>26,639.54</b>	<b>3,413.59</b>	<b>6,033.02</b>	<b>11,766.77</b>	<b>12,821.07</b>	<b>23,045.39</b>	<b>26,994.39</b>
<b>XV Profit / (Loss) for the period attributable to :</b>												
Owners of the Company	-	-	-	-	-	-	3,141.03	5,880.76	11,487.17	9,044.61	19,880.62	24,305.35
Non - controlling Interest	-	-	-	-	-	-	0.11	(0.05)	(0.01)	(0.01)	(0.09)	(0.16)
<b>XVI Other comprehensive income for the period attributable Owners of the Company</b>	-	-	-	-	-	-	272.45	152.31	279.61	214.29	365.16	605.21
Non - controlling Interest	-	-	-	-	-	-	-	-	-	-	-	-
<b>XVII Total Comprehensive Income for the period attributable Owners of the Company</b>	-	-	-	-	-	-	3,413.48	6,033.07	11,766.78	12,821.08	23,045.48	26,994.55
Non - controlling Interest	-	-	-	-	-	-	0.11	(0.05)	(0.01)	(0.01)	(0.09)	(0.16)
<b>XVIII Total Comprehensive Income for the period attributable to owners arising from:</b>												
Continuing operations	-	-	-	-	-	-	3,322.77	3,759.96	12,520.75	9,258.90	20,245.78	24,910.56
Discontinued operations (refer note 7)	-	-	-	-	-	-	90.71	2,273.11	(753.97)	3,562.18	2,799.70	2,083.99
<b>XIX Paid-up equity share capital (face value ₹ 2/-)</b>	<b>2,164.75</b>	<b>2,199.20</b>	<b>2,200.00</b>	<b>2,164.75</b>	<b>2,200.00</b>	<b>2,200.00</b>	<b>2,164.75</b>	<b>2,199.20</b>	<b>2,200.00</b>	<b>2,164.75</b>	<b>2,200.00</b>	<b>2,200.00</b>
<b>XX Other Equity (excluding revaluation reserve)</b>	-	-	-	-	-	1,81,103.86	-	-	-	-	-	1,81,473.02
<b>XXI Earning per share of ₹ 2/- each (not annualised)</b>												
Earning per equity share for continuing operations Basic & Diluted (₹)	2.78	3.29	11.05	8.28	17.73	21.77	2.79	3.28	11.13	8.24	18.07	22.10
Earning per equity share for discontinued operations Basic & Diluted (₹)	0.08	2.07	(0.69)	3.25	2.55	1.89	0.08	2.07	(0.69)	3.25	2.55	1.89
Earning per equity share for continuing and discontinued operations Basic & Diluted (₹)	2.87	5.36	10.36	11.53	20.28	23.67	2.88	5.35	10.44	11.49	20.62	23.99



**TECHNO ELECTRIC & ENGINEERING COMPANY LIMITED**  
Statement of segment revenue, results, assets and liabilities for the quarter and nine months ended 31 December 2022

		Standalone						Consolidated											
		Quarter Ended			Nine months Ended			Year Ended			Quarter Ended			Nine months Ended			Year Ended		
		31 December	30 September	31 December	31 December	31 December	31 March	31 December	30 September	31 December	31 December	31 December	31 December	31 December	31 March				
		2022	2022	2021	2022	2021	2022	2022	2022	2021	2022	2021	2022	2021	2022				
		(Unaudited)	(Unaudited)	(Unaudited)	(Unaudited)	(Unaudited)	(Audited)	(Unaudited)	(Unaudited)	(Unaudited)	(Unaudited)	(Unaudited)	(Unaudited)	(Audited)					
1	<b>Segment Revenue</b>																		
	(Net Sales, Income from operations and Other income)																		
	a) EPC (construction)	18,386.64	18,060.37	29,643.43	50,926.82	68,440.56	98,842.88	18,386.64	18,060.37	29,643.43	50,926.82	68,440.56	98,842.88	18,386.64					
	b) Others (refer note 7)	139.05	518.31	112.40	997.64	973.90	1,093.36	139.05	518.31	112.40	997.64	973.90	1,093.36	139.05					
	c) Corporate / unallocable	1,970.14	1,901.20	11,988.75	4,944.30	14,711.31	15,019.96	1,995.09	1,900.61	12,021.94	4,924.96	14,749.16	15,058.01	1,970.14					
	<b>Total Segment Revenue</b>	<b>20,495.83</b>	<b>20,479.88</b>	<b>41,744.58</b>	<b>56,868.76</b>	<b>84,125.77</b>	<b>1,14,956.20</b>	<b>20,520.78</b>	<b>20,479.29</b>	<b>41,777.77</b>	<b>56,849.42</b>	<b>84,163.62</b>	<b>1,14,994.25</b>	<b>20,495.83</b>					
	Less : Inter- segment revenue	-	-	-	-	-	-	-	-	-	-	-	-	-					
	<b>Net sales &amp; income from operations</b>	<b>20,495.83</b>	<b>20,479.88</b>	<b>41,744.58</b>	<b>56,868.76</b>	<b>84,125.77</b>	<b>1,14,956.20</b>	<b>20,520.78</b>	<b>20,479.29</b>	<b>41,777.77</b>	<b>56,849.42</b>	<b>84,163.62</b>	<b>1,14,994.25</b>	<b>20,495.83</b>					
2	<b>Segment Results</b>																		
	a) EPC (construction)	2,251.94	2,767.76	4,002.10	7,384.52	11,306.82	15,264.90	2,251.94	2,767.76	4,002.10	7,384.52	11,306.82	15,264.90	2,251.94					
	b) Others (refer note 7)	(94.73)	294.07	(128.71)	317.56	284.86	189.13	(94.73)	294.07	(128.71)	317.56	284.86	189.13						
	c) Corporate / unallocable	1,970.14	1,901.20	11,988.75	4,944.30	14,711.31	15,019.96	1,995.09	1,890.25	12,013.58	4,885.82	14,721.03	14,998.15	1,970.14					
	<b>Total</b>	<b>4,127.35</b>	<b>4,963.03</b>	<b>15,862.15</b>	<b>12,646.38</b>	<b>26,302.99</b>	<b>30,473.99</b>	<b>4,137.96</b>	<b>4,952.08</b>	<b>15,886.97</b>	<b>12,587.90</b>	<b>26,312.71</b>	<b>30,452.18</b>	<b>4,127.35</b>					
	Less :																		
	Interest & finance charges (net)	163.22	130.08	163.16	436.42	464.51	559.39	163.19	130.07	163.16	436.44	464.51	562.79	163.22					
	<b>Total profit before tax</b>	<b>3,964.13</b>	<b>4,832.95</b>	<b>15,698.99</b>	<b>12,209.96</b>	<b>25,838.48</b>	<b>29,914.60</b>	<b>3,974.77</b>	<b>4,822.01</b>	<b>15,723.81</b>	<b>12,151.46</b>	<b>25,848.20</b>	<b>29,889.39</b>	<b>3,964.13</b>					
3	<b>Segment Assets</b>																		
	a) EPC (construction)	1,06,282.86	1,02,936.37	70,050.62	1,06,282.86	70,050.62	80,367.33	1,06,282.86	1,02,936.37	70,050.62	1,06,282.86	70,050.62	80,367.33	1,06,282.86					
	b) Others (refer note 7)	4,440.65	2,135.49	5,429.67	4,440.65	5,429.67	5,330.27	4,440.65	(61,984.91)	5,429.67	4,440.65	5,429.67	5,330.27	4,440.65					
	c) Corporate/unallocable	1,06,834.29	97,748.06	1,24,487.01	1,06,834.29	1,24,487.01	1,08,543.37	1,65,346.54	98,014.12	1,24,856.78	1,65,346.54	1,24,856.78	1,08,879.00	1,06,834.29					
	<b>Total segment assets</b>	<b>2,17,557.80</b>	<b>2,02,819.92</b>	<b>1,99,967.30</b>	<b>2,17,557.80</b>	<b>1,99,967.30</b>	<b>1,94,240.97</b>	<b>2,76,070.05</b>	<b>1,38,965.58</b>	<b>2,00,337.07</b>	<b>2,76,070.05</b>	<b>2,00,337.07</b>	<b>1,94,576.60</b>	<b>2,17,557.80</b>					
4	<b>Segment Liabilities</b>																		
	a) EPC (construction)	75,097.43	59,686.95	65,011.00	75,097.43	65,011.00	55,505.45	75,097.43	59,686.95	65,011.00	75,097.43	65,011.00	55,505.45	75,097.43					
	b) Others (refer note 7)	11.92	0.27	0.44	11.92	0.44	0.40	11.92	0.27	0.44	11.92	0.44	0.40	11.92					
	c) Corporate/unallocable	13,899.57	14,501.82	13,319.65	13,899.57	13,319.65	12,243.69	14,355.95	14,449.32	13,302.65	14,355.95	13,302.65	12,210.16	13,899.57					
	<b>Total segment liabilities</b>	<b>89,008.92</b>	<b>74,189.04</b>	<b>78,331.09</b>	<b>89,008.92</b>	<b>78,331.09</b>	<b>67,749.54</b>	<b>89,465.30</b>	<b>74,136.54</b>	<b>78,314.09</b>	<b>89,465.28</b>	<b>78,314.09</b>	<b>67,716.01</b>	<b>89,008.92</b>					
	<b>Information related to discontinued operations (refer note 7)</b>																		
1	Segment Revenue	505.32	4,224.60	579.72	7,477.14	7,236.31	7,469.86	505.32	4,224.60	579.72	7,477.14	7,236.31	7,469.86	505.32					
2	Segment Results	119.32	3,021.45	(632.94)	4,685.85	3,691.77	2,720.16	119.32	3,021.45	(632.94)	4,685.85	3,691.77	2,720.16	119.32					
3	Segment Assets	58,235.51	64,120.40	58,469.07	58,235.51	58,469.07	57,022.67	58,235.51	64,120.40	58,469.07	58,235.51	58,469.07	57,022.67	58,235.51					
4	Segment Liabilities	507.02	466.62	445.72	507.02	445.72	210.24	507.02	466.62	445.72	507.02	445.72	210.24	507.02					

**Notes to the standalone and consolidated financial results:**


- The unaudited standalone and consolidated financial results ("the financial results") of Techno Electric & Engineering Company Limited ("the Company") have been prepared in accordance with Indian Accounting Standards ("Ind AS") notified under Section 133 of the Companies Act 2013 ("the Act") read with the Companies (Indian Accounting Standards) Rules, 2015 (as amended). These financial results have been prepared in accordance with the recognition and measurement principles as laid down in Ind AS 34 - Interim Financial Reporting.
- The financial results for the quarter and nine months ended 31 December 2022 have been reviewed by the Audit Committee and approved by the Board of Directors of the Company in their respective meetings held on 14 February 2023.
- The financial results have been subjected to limited review by the statutory auditors of the Company as required under Regulation 33 of the SEBI (Listing Obligations and Disclosure Requirements) Regulations, 2015 ("Listing Regulations"). The statutory auditors have expressed an unmodified conclusion on these financial results.
- These financial results shall be filed with the BSE Limited ("BSE") and National Stock Exchange of India Limited ("NSE") and shall be available on the Company's website <http://www.techno.co.in/> and on the website of BSE ([www.bseindia.com](http://www.bseindia.com)) or NSE ([www.nseindia.com](http://www.nseindia.com)).
- The Company has made investments of ₹ 5.99 lakhs in Techno AMI Solutions Private Limited (Formerly Jhajar Power Transmission Private Limited), a wholly owned subsidiary of the Company, by way of transfer of 59,999 equity shares at a price of ₹ 10 per equity share having face value- ₹ 10/-
- The Board of Directors at its meeting held on 11 July 2022 approved a proposal to buyback fully paid up equity shares of the Company having a face value of ₹ 2 each from the existing shareholders (except promoters, promoter group and person in control of the Company) from open market through stock market mechanism (i.e., through National Stock Exchange of India Limited and BSE Limited) at a maximum buyback price not exceeding ₹ 325 per equity share and maximum buyback size up to ₹ 13,000 lakhs, to be completed by 19 January 2023. As on 31 December 2022, the company has bought 2,380,981 number of equity shares from the stock exchange at a volume weighted average buyback price of ₹ 291.68 per share comprising 2.18% of the pre-buyback number of shares of the Company. The buyback resulted in a cash outflow of ₹ 6,945 lakhs (excluding transaction cost and tax on buyback). In accordance with relevant statutory provisions, the Company has created a capital redemption reserve of ₹ 35.25 lakhs, equal to the nominal value of 1,762,658 shares bought back and extinguished, as an appropriation from retained earnings.
- The Company, consequent to the approvals received from the Board of Directors on 30 May 2022 and from the shareholders on 19 July 2022, has decided to exit its 111.9 MW of wind assets situated in the state of Tamil Nadu to further focus on their core EPC business and to explore other opportunities for diversification. During the current quarter ended 31 December 2022, the Company has entered into memorandum of understanding ("the MoUs") for partial sale of its 108.9 MW of wind assets situated in the state of Tamil Nadu with multiple buyers. Accordingly, in line with the requirements of Ind AS 105 "Non-current assets Held for Sale", effective 01 October 2022, depreciation on such assets have been discontinued and respective wind assets have been designated as assets held for sale as at 31 December 2022. Further, the operating profit of such wind assets has been shown under "Discontinued Operations" in the above financial results. The prior period disclosures and figures relating to the discontinued operations has been represented separately, in line with the requirements of Ind AS 105.

**Brief details of results of discontinuing operations are given as under:**

Particulars	Standalone						Consolidated											
	Quarter Ended			Nine months Ended			Year Ended			Quarter Ended			Nine months Ended			Year Ended		
	31 December	30 September	31 December	31 December	31 December	31 March	31 December	30 September	31 December	31 December	31 December	31 December	31 December	31 March				
	2022	2022	2021	2022	2021	2022	2022	2022	2021	2022	2021	2022	2021	2022				
Total income	505.32	4,224.60	579.72	7,477.14	7,236.31	7,469.86	505.32	4,224.60	579.72	7,477.14	7,236.31	7,469.86	505.32					
Total expenses	386.00	1,203.15	1,212.66	2,791.28	3,544.54	4,749.70	386.00	1,203.15	1,212.66	2,791.29	3,544.54	4,749.70	386.00					
Profit / (loss) before tax	119.32	3,021.45	(632.94)	4,685.85	3,691.77	2,720.16	119.32	3,021.45	(632.94)	4,685.85	3,691.77	2,720.16	119.32					
Tax expense	28.61	748.34	121.03	1,123.67	892.07	636.17	28.61	748.34	121.03	1,123.67	892.07	636.17	28.61					
Profit / (loss) from discontinuing operations	90.71	2,273.11	(753.97)	3,562.18	2,799.70	2,083.99	90.71	2,273.11	(753.97)	3,562.18	2,799.70	2,083.99	90.71					

- Till previous year, the Company was executing a project in Afghanistan which is presently on hold due to Force Majeure event. As on 31 December 2022, total receivables from the project is ₹ 5,013 lakhs (including retention). The project is approved by the government of Afghanistan and facilitated by multilateral agency (Asian Development Bank). The Company is closely monitoring the status and expects to resume work once the geopolitical environment in Afghanistan is stable. The management is hopeful of recovering the entire receivables in the due course.
- Figures for the previous period have been regrouped/reclassified wherever necessary to conform to current period's classification.

Place : Kolkata  
Date :- 14 February, 2023



For and on behalf of the Board of Directors  
*(Signature)*  
**(P. P. Gupta)**  
Managing Director