



Twamev Construction and Infrastructure Limited

(Formerly known as Tantia Constructions Limited)

Registered Office

DD-30, 7th Floor, Sector-1
Salt Lake City, Kolkata - 700064

+91 33 49505600
info@twamevcons.com

Date: 28.05.2025

The Secretary
BSE Limited
New Trading Wing,
Rotunda Building,
PJ Tower, Dalal Street,
Mumbai – 400001
Scrip code – 532738

The Manager
National Stock Exchange of India Limited
Exchange Plaza, C-1, Block “G”
5th Floor, Bandra Kurla Complex,
Bandra East,
Mumbai – 400051
Symbol – TICL

Dear Sir/Madam,

Presentation to Analysis

Pursuant to Regulation 30 of SEBI (Listing Obligations and Disclosure Requirements) Regulations, 2015, we forward herewith a presentation that will be made to the Analysts today in connection with the Audited Financial Results (Standalone and Consolidated) of the Company for the quarter and financial year ended 31st March, 2025.

The above information are also being made available on the company's website:
www.twamevcons.com

Yours Sincerely,
For Twamev Construction and Infrastructure Limited

Neha Agarwal
Company Secretary
Mem No. A52479



Enclosure: As Attached

Corporate Office

Martin Burn Business Park, 17th Floor
Office No: 1704, Plot 3, Block BP
Sector V, Saltlake City, Kolkata – 700091

+91 33 49505600
info@twamevcons.com

Delhi Office

5th Floor, Unit No. 517 & 518
Le-Meridian Commercial Complex
Raisina Road, New Delhi - 110001

+91 11 40581302
delhi@twamevcons.com



Twamev Construction and Infrastructure Limited

(Formerly known as Tantia Constructions Limited)

YOUR ANCHOR TO GROWTH

INVESTOR PRESENTATION

FY2024-25 Annual Results

www.twamevcons.com



DISCLAIMER

FY2024-25 Annual Results

This presentation and the accompanying slides (the "Presentation"), which have been prepared by Twamev Constructions & Infrastructure Ltd (the "Company"), have been prepared solely for information purposes and do not constitute any offer, recommendation or invitation to purchase or subscribe for any securities, and shall not form the basis or be relied on in connection with any contract or binding commitment whatsoever. No offering of securities of the Company will be made except by means of a statutory offering document containing detailed information about the Company.

This Presentation has been prepared by the Company based on information and data which the Company considers reliable, but the Company makes no representation or warranty, express or implied, whatsoever, and no reliance shall be placed on the truth, accuracy, completeness, fairness and reasonableness of the contents of this Presentation. This Presentation may not be all inclusive and may not contain all of the information that you may consider material. Any liability in respect of the contents of, or any omission from, this Presentation is expressly excluded.

Certain matters discussed in this Presentation may contain statements regarding the Company's market opportunity and business prospects that are individually and collectively forward-looking statements. Such forward-looking statements are not guarantees of future performance and are subject to known and unknown risks, uncertainties and assumptions that are difficult to predict. These risks and uncertainties include, but are not limited to, the performance of the Indian economy and of the economies of various international markets, the performance of the industry in India and world-wide, competition, the Company's ability to successfully implement its strategy, the Company's future levels of growth and expansion, technological implementation, changes and advancements, changes in revenue, income or cashflows, the Company's market preferences and its exposure to market risks, as well as other risks. The Company's actual results, levels of activity, performance or achievements could differ materially and adversely from results expressed in or implied by this Presentation. The Company assumes no obligation to update any forward-looking information contained in this Presentation. Any forward-looking statements and projections made by third parties included in this Presentation are not adopted by the Company and the Company is not responsible for such third-party statements and projections. All Maps used in the Presentation are not to scale.



All data, information and maps are provided "as is" without warranty or any representation of accuracy, timeliness or completeness.

EXECUTIVE SUMMARY



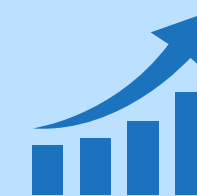
Legacy of Excellence Prior to 2014

Decades-long track record in infrastructure construction, with a strong legacy of project execution. Grew to national prominence with landmark projects in roads, railways, bridges and urban infrastructure



Turnaround under New Promoters Post CIRP (Dec '23 onwards)

Following a challenging period (2015 – 2023) of financial stress and insolvency proceedings, a successful resolution has repositioned the company for stability. New promoters took charge in late 2023 implementing governance and financial restructuring to set Twamev on a sustainable, profitable path.



Poised for Profitable Multi-year Growth

Twamev is now on a multi-year growth trajectory, evidenced by strengthening fundamentals. With a cleansed balance sheet and a focused strategy, the company is targeting steady revenue expansion and margin improvement in the coming years, rebuilding investor confidence.



THE LEGACY

Where We Came From

2005 - 2024 From Rapid Growth to Financial Distress

2012 - 2018

Growth outpaced governance—poor internal controls led to cost overruns, project delays, and rising receivables.

2023 - 2025

·A new chapter began - promoter transition in Dec 2023 triggered restructuring, rebranding, and early signs of recovery.

Key events leading to NCLT

2014 - 2018

·Repeated loan defaults; accounts classified as NPAs by lenders.

2019

SBI initiated insolvency proceedings under IBC; NCLT Kolkata admitted the case.

2023

A new board was constituted, and equity was restructured to support revival efforts.

2005 - 2012

The company experienced strong top-line expansion driven by aggressive project wins across infrastructure verticals.

2018 - 2023

Operational inefficiencies, contract terminations, and worsening liquidity intensified financial stress.

2021 - 2023

Implementation delays and stalled promoter transition prolonged uncertainty.

2020

NCLT approved resolution plan by new investor consortium.



THE LEGACY

Rapid growth, landmark projects, strong EBITDA margins

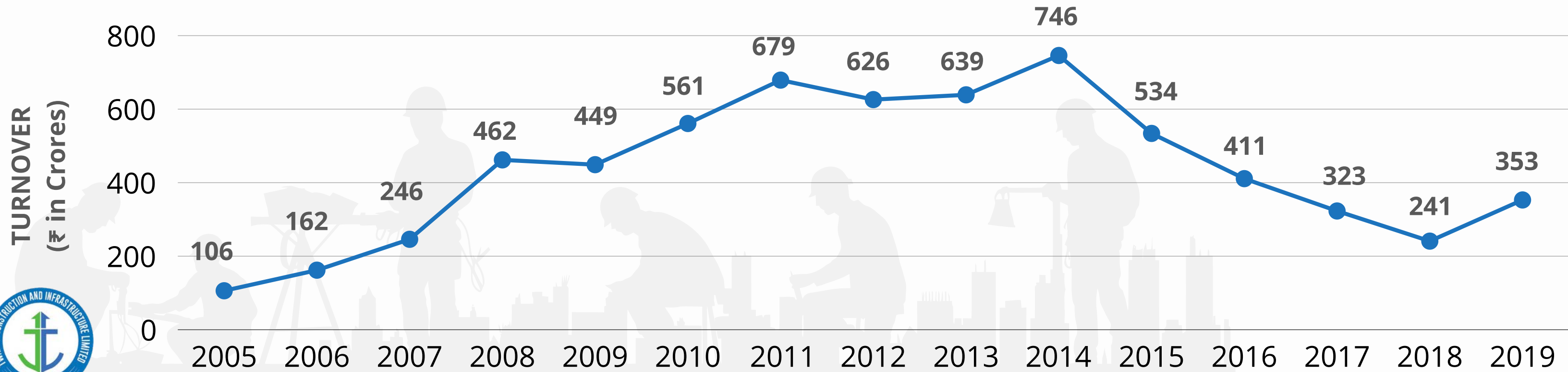
Legacy of 600+ projects; now cleansed for future focus

2015–2023

2005–2014

now

Financial stress, debt build-up, NCLT referral in 2019



PROFIT AND LOSS [CONSOLIDATED]

(₹ in Lakhs)

Particulars	Q4FY25 (Audited)	Q3FY25 (Unaudited)	QoQ%	Q4FY24 (Audited)	YoY%	FY25 (Audited)	FY24 (Audited)	YOY%
Revenue from Operations	4,973	1,507	230%	2,266	119.46%	8,486	5,305	60%
Other Income	7,828	24	32517%	151	5084.11%	7,903	127	6123%
Total Income	12,801	1,531	736%	2,115	505.25%	16,389	5,432	202%
Total Expenditure	2,677	1211	121%	2,170	23.36%	5,674	5,896	(4%)
EBITDA	10,124	320	3064%	(55)	(18507.27%)	10,715	(464)	2409%
Depreciation	39	49	(20%)	53	(26.42%)	183	237	(23%)
Interest	76	95	(20%)	42	80.95%	211	148	43%
Exceptional Items	4,434	0	-	967	358.53%	4,433	967	358%
Profit before Tax	5,575	176	3068%	(1117)	(599.1%)	5,888	(1816)	424%
Tax	290	0		406	(28.57%)	290	406	(29%)
PAT	5,285	176	2903%	(1523)	(447.01%)	5,598	(2222)	352%
EBITDA Margin	203.58%	21.23%	859%	(2.43%)	(8487.47%)	126.27%	(8.75%)	1544%
PAT Margin	106.27%	11.68%	810%	(67.21%)	(258.12%)	65.97%	(41.89%)	257%
EPS	3.41	0.11	-	(0.99)	-	3.62	(2.65)	-



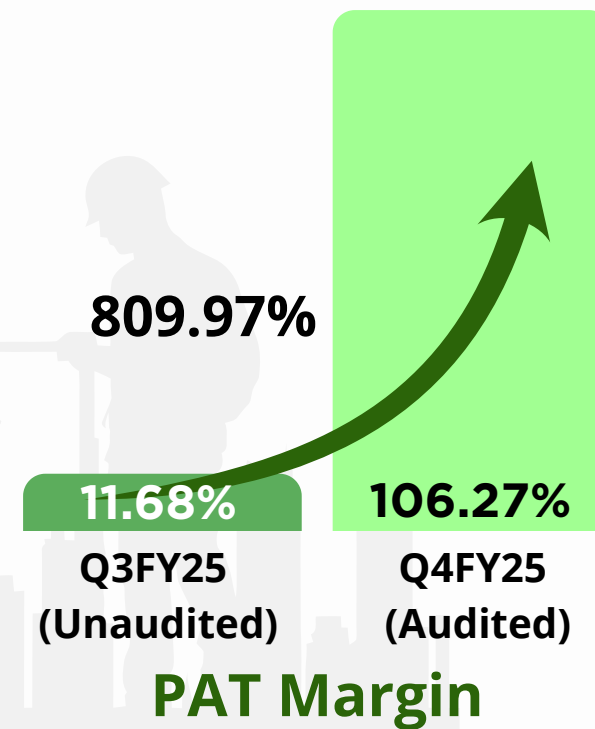
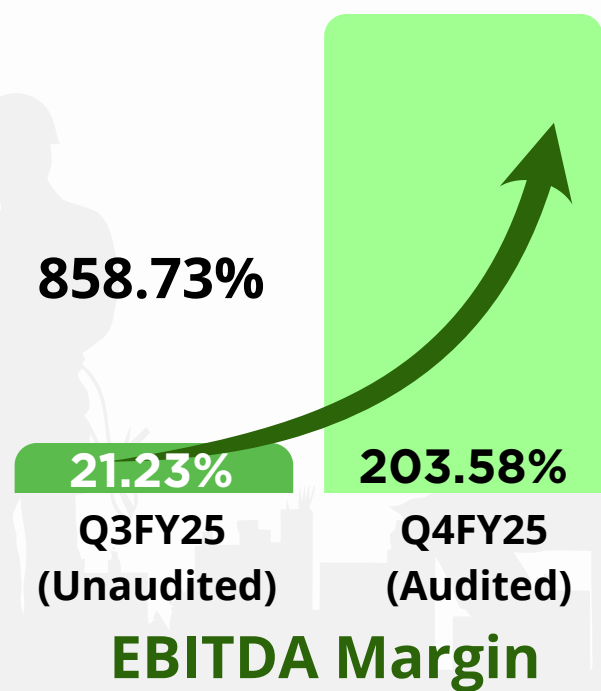
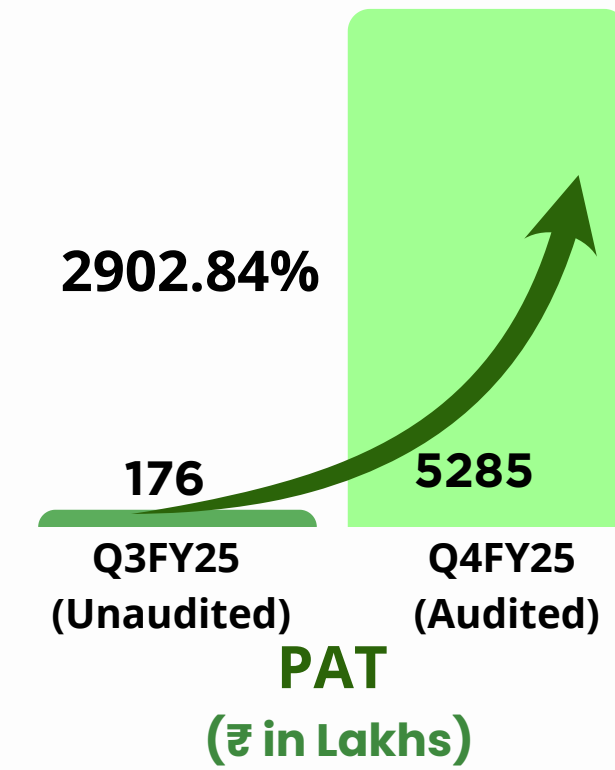
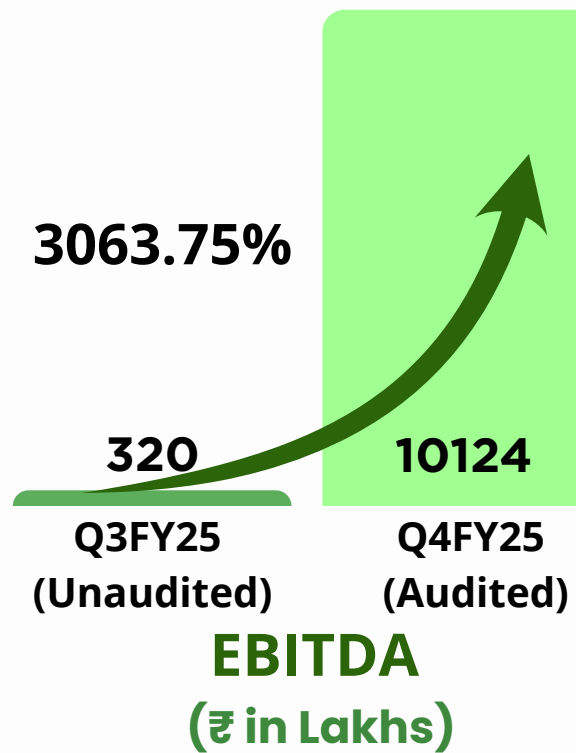
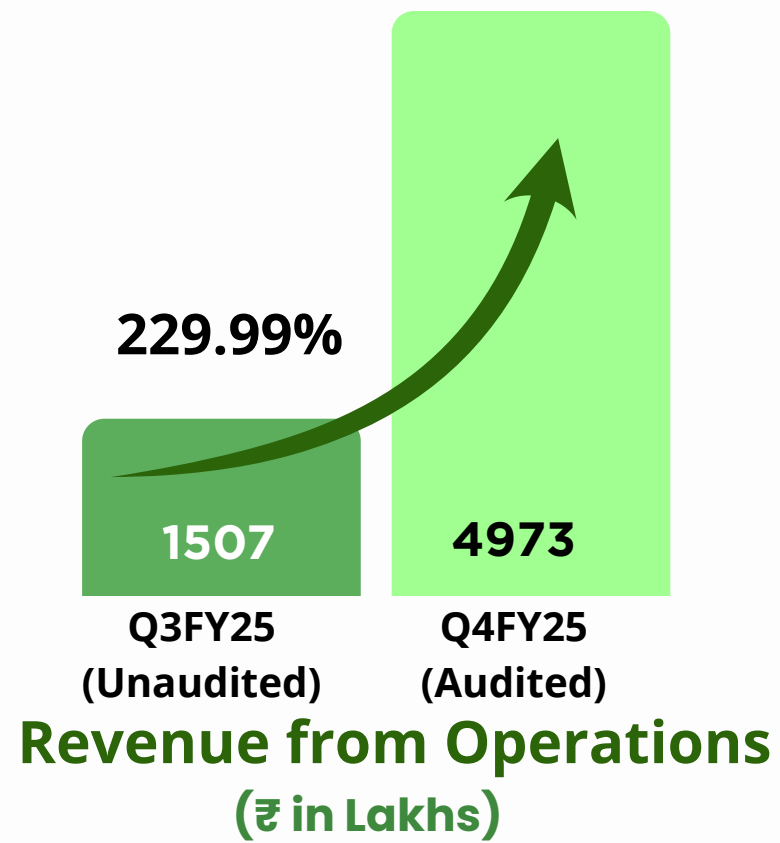
BALANCE SHEET [CONSOLIDATED]

(₹ in Lakhs)

Particulars	FY 2024-25	FY 2023-24
Equity Capital	1,550	1,550
Reserves	28,810	23,205
Borrowings	33,876	33,398
Other Liabilities	8,126	6,884
Total Liabilities	72,362	65,037
Fixed Assets	712	888
CWIP	42,235	42,235
Other Assets	29,415	21,914
Total Assets	72,362	65,037



QUARTERLY PERFORMANCE METRICS – CONSOLIDATED



KEY FINANCIALS ANALYSIS [CONSOLIDATED] - FY2024-25

Revenue from Operations

The company reported **₹8,486 Lakhs** in revenue from operations for FY25, a sharp **60% increase** from **₹5,305 Cr** in FY24. This surge suggests strong business momentum, possibly from new orders or seasonal factors boosting top-line growth.

EBITDA

EBITDA jumped to **₹10,715 Lakhs** in FY25 from **₹(464) Lakhs** in FY24, reflecting a **massive 2409% increase**. This rise indicates strong operating leverage, though it may also include one-time gains or exceptionally high-margin activities.

PAT (Profit After Tax)

PAT soared to **₹5,598 Lakhs** in FY25 compared to **₹2222 Lakhs** in FY24, up **352% YoY**. The spike is primarily due to an **exceptional item of ₹4,433 Lakhs**, which significantly inflated the bottom line. Additionally, the company benefits from an **effective tax shield**, with tax expense being relatively low compared to profits, enhancing net profitability.

EBITDA Margin

EBITDA margin expanded dramatically to **126.27% from 8.75%** in the previous year. This unusual jump indicates the presence of high-margin or non-operating income components, rather than pure operational efficiency.

PAT Margin

PAT margin **rose to 65.97%** in FY25 from **41.89%** in FY24. The sharp increase is largely due to exceptional income and does not reflect regular business profitability, which would be lower on a normalized basis.



COMPOSITION OF BOARD

The BoD is a perfect mix of age and diversity of experience.

8 Member BoD

- 4 Independent, and
- 4 Promoters

PROMOTERS

RAVI TODI

Chairman

SHRISH TAPURIA

TARUN CHATURVEDI

WTD & CFO

UPENDER SINGH

Prof. SANTANU RAY

An accomplished Academician with more than ...years of experience

Ms. RAMYA HARIHARAN

A lawyer withyears of experience in the field of corporate advisory - runs an independent Legal firm.

RAKESH JAIN

Independent Chartered Acocuntant - has bene advising corporates in the field of taxation and corporate laws since the last 25 years.

Mr. KETAN SANGHAVI

Prominent industrialist from the Kolkata has been running independent business since

INDEPENDENT



OBJECTIVES OF THE NEW MANAGEMENT



Operational Stabilization

Clear backlogs, resolve legacy project issues, and restore smooth day-to-day execution.



Governance Enhancement

Tighten internal controls, compliance, and board oversight.



Stakeholder Confidence

Rebuild trust with lenders, investors, employees, and regulators.



Brand Revitalization

Rebranded as Twamev Constructions & Infrastructure Ltd. (Feb 2025) to signal a fresh strategic direction.



Financial Restructuring

Cut debt, unlock liquidity, and realign cash flows.

Approach Taken

Pillar	Key Actions	Outcome Sought
Cleanup	Debt restructuring, settlement of claims, restart stalled projects.	Balance-sheet repair & risk reduction.
Governance	Reconstituted board, enhanced compliance framework, real-time monitoring.	Transparency & regulatory confidence.
Sustainable Growth	Sharp project selection, operational efficiency, phased capex.	Consistent profitability & investor trust.


GOVERNANCE & LEADERSHIP



Ravi Todi

Non-executive Director

Mr. Ravi Todi, aged around 54 years, holds a Bachelor's Degree in Commerce from St. Xavier's College and is a renowned businessman holding directorships in major EPC, Infrastructure and real estate Companies in India, viz. Shrachi Group, BTL EPC Ltd. (Engineering), Shrachi Agrimech Limited and South City Projects (Kolkata) Ltd.



Tarun Chaturvedi

Executive Director

Mr. Tarun Chaturvedi, aged around 51 years, is a Chartered Accountant by qualification with post-qualification experience of 28 years in the field of finance, taxation and allied laws. His post qualification experience includes working at leading manufacturing companies and known consultancy firms.



Jasodeb Chakraborty

Chief Executive Officer

Post Graduate in Business Management; Expertise in project management, start up new business and strategic management. With 36 years of experience in manufacturing and infrastructure industry in both public & private sector.



KEY FOCUS AREAS

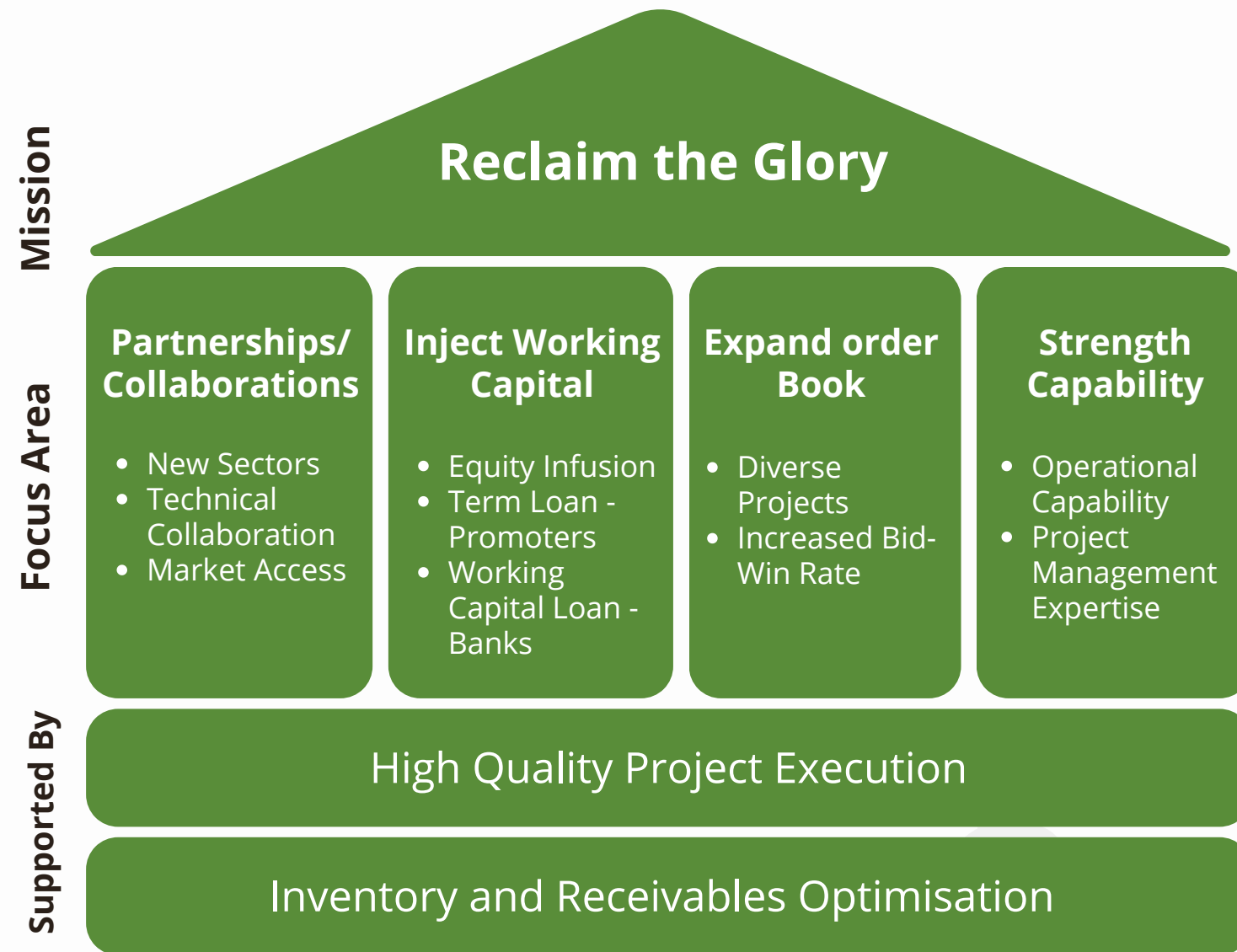
Partnership/ Collaboration

- Identify Potential partners with complementary strengths in target sectors.
- Engage in strategic dialogue to establish joint ventures, technology partnerships, or other forms of collaborations.

Inject Working Capital

- Evaluate various financing options including promoter loan, funded limits from banks and equity infusion.
- Develop a comprehensive financial plan to ensure adequate capital to support operations and order book execution.

Sustainable Growth is the Mantra



Strengthen Capability

- Invest in talent acquisition, training and retention to strengthen project management expertise.
- Implement best practices in project execution, cost control and risk management.
- Adopt cutting edge technologies and innovative construction methods to improve productivity and efficiency.

Expand Order Book

- Strengthen business development and bidding capabilities to secure new projects in target sectors.
- Develop strategic Partnerships with local and international players to access new markets and opportunities.
- Focus on building a diversified and profitable order book to mitigate risks.




EXISTING BUSINESS AREAS




Railway Infrastructure

Key projects like Kolkata Metro rail line construction.



Roads & Highways

Expertise in building over 250 km of roads across diverse regions.



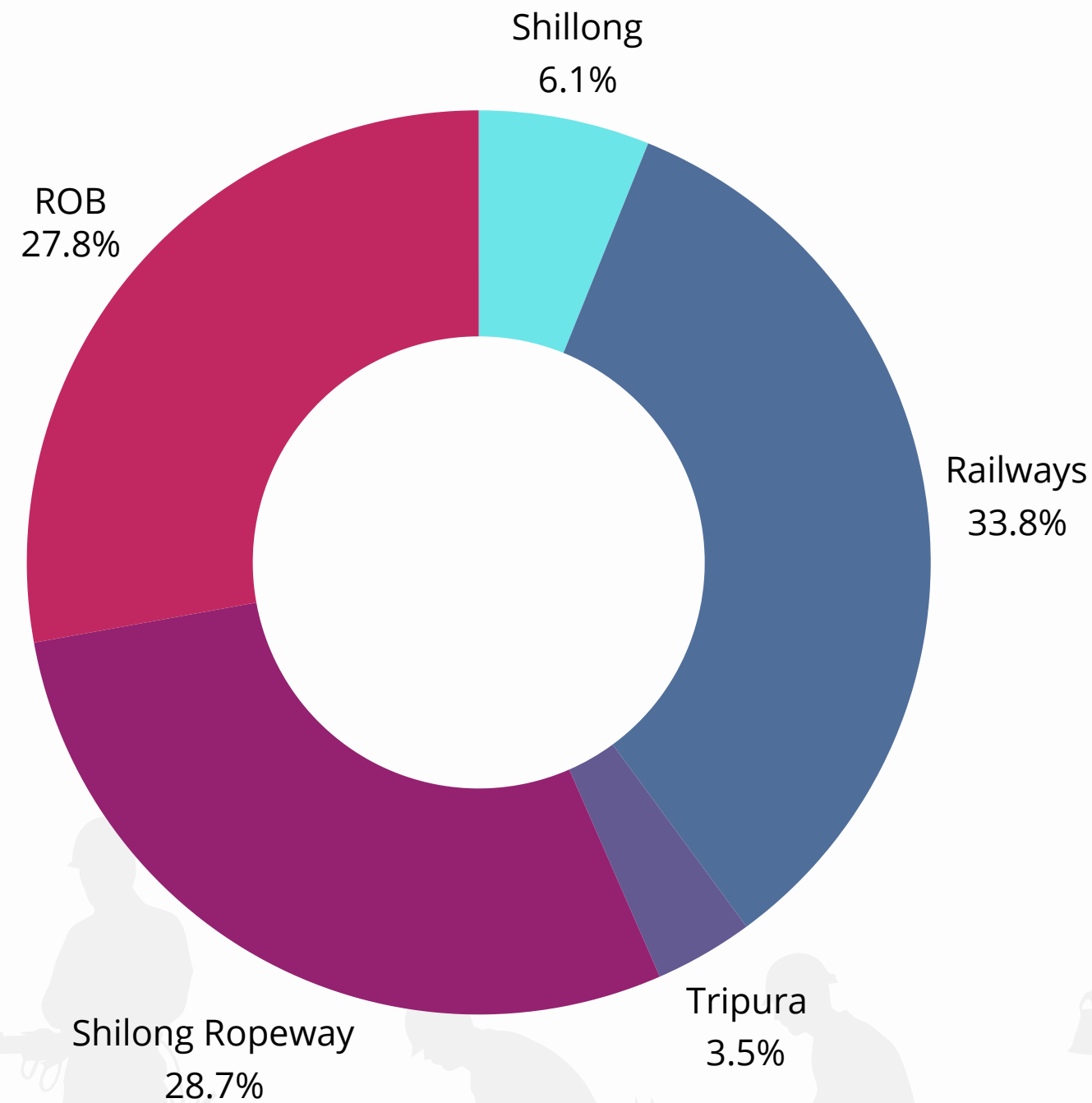
Bridges & Flyovers

Successful execution of complex bridge and flyover projects (e.g., Krishna River Bridge).



ORDER BOOK & EXECUTION STRATEGY

Projects in hand as of 31st march 2025



ALL THE ABOVE PROJECTS ARE TO BE COMPLETED OVER THE NEXT 24-36 MONTHS.

** Projects acquired by the new management before the change of control officially happened

OPERATIONAL HIGHLIGHT OF THE YEAR

Advanced Asset-Light Strategy

Continued transition towards a capital-efficient, asset-light business model to enhance agility and scalability.

Focused Cost Rationalization

Achieved improved cost efficiency through systematic expense optimization and overhead reduction initiatives.

Project Prioritization with Viability Lens

Adopted a strategic approach to project selection, emphasizing financial viability and long-term value creation.

Progress on Legacy Arbitration Claims

Made substantial progress in pursuing and recovering long-outstanding arbitration claims.

Strengthened Collaborations

Deepened partnerships with POMA and BBJ to leverage synergies in project execution and technical delivery. JV relationship with KEC.

Optimized Execution Model

Rebalanced project delivery mix for greater efficiency—enhancing the ratio of self-managed to subcontracted work.



KEY NEW PROJECTS

SHILLONG ROPEWAY

Meghalaya's first passenger ropeway project has started in Shillong, with a total investment of ₹175 crore.

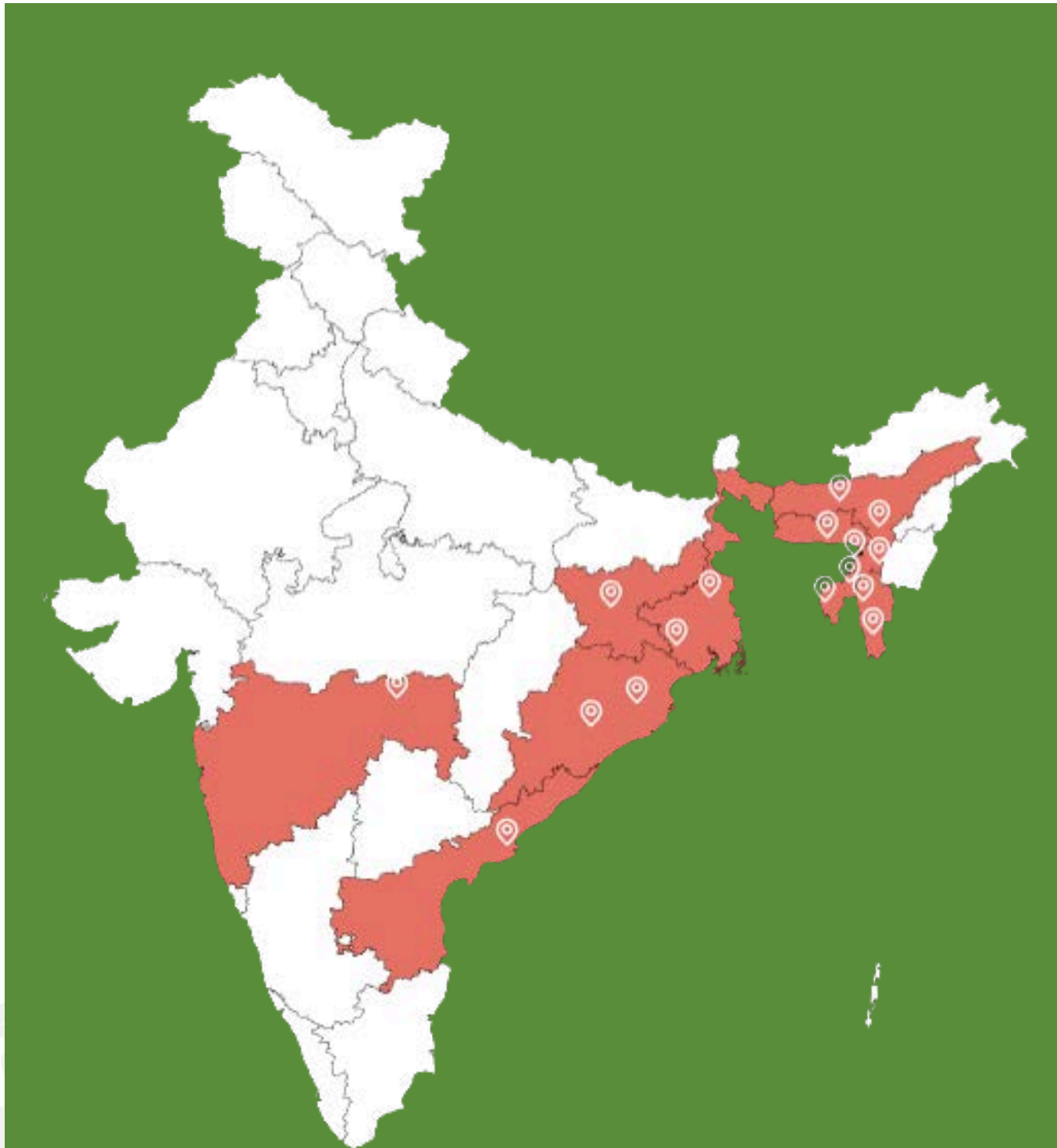
Foundation stone was laid by President Droupadi Murmu in January 2024; actual construction kicked off in December 2024.

The project is being executed by a joint venture between KEC International Ltd and Tantia Construction Ltd, with French firm POMA supplying ropeway equipment.



GEOGRAPHICAL FOOTPRINT

Strengthened presence in existing markets across Eastern and Northeastern India.



Entered new geographies with a focus on tapping emerging opportunities in **Central India.**

State	City/Town
Meghalaya	Shillong
Mizoram	Saiha
Jharkhand	Dhanbad
Tripura	Agartala
Tripura	Kailashahar
Tripura	Belonia
Odisha	Basta
Odisha	Paradeep
Odisha	Khurda
Madhya Pradesh	Khajuraho
Uttar Pradesh	Jhansi



GROWTH STRATEGY

Core Strength

Leverage the company's proven expertise in comprehensive civil-construction projects.

Focus Segments for Expansion




Railways

Track laying, bridges, and related civil works.



National Highways (NHAI)

Large-scale highway and expressway packages.



NHIDCL

Strategic road corridors in challenging terrains.



State PWD Projects (Pan-India)

State-funded roads, bridges, and public infrastructure.



Public Health Engineering (Pan-India)

Water-supply and sanitation contracts.




Water Treatment Plants (WTP)

Design-build-operate models for potable-water facilities.



Sewage Treatment Plants (STP)

Urban wastewater management solutions.



Water-Distribution Networks

Pipeline, pumping, and metering systems.



Transmission-Line Works

Civil works for power-evacuation infrastructure.



By concentrating resources and bidding capabilities on these high-potential segments, the company aims to secure steady order inflows, diversify its project mix, and drive sustainable, multi-year growth.

Execution Levers

- **Joint-Ventures:** Partner in JVs for tenders where standalone eligibility is insufficient.
- **Back-to-Back Sub-contracts:** Secure turnkey packages from larger EPC players to boost order book and topline.

CAPITAL STRUCTURE & FUNDING PLANS

1

Low Leverage Post-Resolution

Following the successful resolution process, the company has emerged with a significantly reduced debt burden, resulting in a leaner and more efficient capital structure. This low leverage enhances financial stability and provides a strong foundation for future growth.

2

Promoter Equity Infusion

The promoters have demonstrated their continued confidence in the company's long-term prospects by infusing fresh equity. This capital support not only strengthens the balance sheet but also reinforces stakeholder trust and commitment from leadership.

3

Exploring Strategic Investment, New Working Capital Lines Secured

To further augment funding capacity, the company is actively evaluating options to attract long-term institutional investors. In parallel, new working capital facilities have been secured to ensure seamless day-to-day operations and support upcoming business opportunities.



INVESTOR VALUE CREATION STORY

The company is focused on boosting ROCE and PAT margins by optimizing capital allocation, improving cost efficiency, and prioritizing high-return projects. This ensures stronger financial performance and sustainable profitability.

The company is reinforcing trust through enhanced governance practices, greater transparency, and ethical leadership. These measures aim to restore stakeholder confidence and ensure long-term credibility.

**Improving
ROCE and PAT
Margins**

**Stronger
Balance Sheet**

Efforts are underway to build a healthier balance sheet through debt reduction, better liquidity management, and a disciplined financial approach, strengthening the company's ability to grow and manage risk effectively.

**Governance
-led Trust
Rebuilding**

**Shareholder
Returns Focus**

Maximizing shareholder value remains a key goal, with a balanced focus on consistent returns, strategic reinvestments, and clear communication to align with investor expectations and drive long-term value.



THANK YOU



 **CFO Contact: Tarun Chaturvedi**
 **Email: tarunchatu@twamevcons.com**
 **Investor Relations: ir@twamevcons.com**
 **Website: www.twamevcons.com**



FINPORTAL
— We Augment Your Wealth —

 **Abhishek Bhutra | Himanshu Jain**
 **+91 80006 85556 , +91 89051 81853**
 **ir@finportalin.com**