



TAPI FRUIT PROCESSING LIMITED

www.tapifood.com | E-mail : cs@tapifood.com | CIN:L15400GJ2018PLC103201

Date: November 11, 2024

To,
Listing Compliance Department
National Stock Exchange of India Limited
Exchange Plaza, Bandra Kurla Complex
Bandra East, Mumbai – 400051.

Dear Sir/Madam,

Subject: Disclosure pursuant to Regulation 30 read with Regulation 33 of the SEBI (Listing Obligation and Disclosure Requirement) Regulations, 2015- Outcome of the Board Meeting held on Monday, November 11, 2024.

Reference: Tapi Fruit Processing Limited (Symbol: TAPIFRUIT)

Pursuant to Regulation 30 of the SEBI (Listing Obligations and Disclosure Requirements) Regulations, 2015, we would like to inform that the Board of Directors of the company at its meeting held today i.e. on Monday, November 11, 2024 has inter-alia considered and approved Unaudited Standalone & Consolidated Financial Results of the Company for the half year ended on September 30, 2024 as reviewed and recommended by the Audit Committee.

Pursuant to the provisions of Regulation 33 of the SEBI (Listing Obligations and Disclosure Requirements) Regulations, 2015 we hereby enclose the following:

1. Standalone & Consolidated Unaudited Financial Results for the half year ended September 30, 2024.
2. Limited Review Report by Auditors of the Company on Standalone & Consolidated Unaudited Financial Results for the half year ended September 30, 2024.

The meeting commenced at 3:00 P.M. and concluded at 04:00 P.M.

We request you to kindly take the record of same.

Thanking you,

Yours faithfully,

For, Tapi Fruit Processing Limited

Kashyapkumar Pandav
Company Secretary



Place: Surat

Registered Office : 212-214, Sunrise Chambers, Mini Bazar, Sardar Chowk,
Varachha Road, Surat - 395 006. (Guj.) India. Tele: +91 261 2551206

Factory : Block No.124-125, Plot No.17-A, Opp.Gupta Industries, N.H. No.8,
Pipodara, Tal.Mangarol, Dist.Surat.-394 110 (Guj.) India. Tele: +91 - 73836 80150

TAPI FRUIT PROCESSING LIMITED

CIN: L15400GJ2018PLC103201


Office No-212 to 214 Sunrise Chambers, Near Ashok Colony, Mini Bazar, Varachha Road, Surat-395006, Gujarat

Statement of Standalone Un-Audited Financial Results for the Half year ended on 30th September, 2024

(in lakhs)

SR. NO.	Particulars	Half year ended			Year ended	Year ended
		30-09-2024	31-03-2024	30-09-2023	31-03-2024	31-03-2023
		(Unaudited)	(Audited)	(Unaudited)	(Audited)	(Audited)
1	a) Revenue from operations	920.16	1,003.44	1,098.23	2,101.67	2,051.08
	b) Other income	2.59	17.00	8.48	25.48	6.68
	Total revenue	922.75	1,020.44	1,106.71	2,127.15	2,057.76
2	Expenses					
	(a) Cost of materials consumed	692.52	698.78	773.05	1,471.83	1,424.92
	(b) Purchases of stock-in-trade	-	-	-	-	-
	(c) Changes in inventories of finished goods, work-in-progress and stock-in-trade	(11.83)	26.45	(21.34)	5.11	16.23
	(d) Employee benefits expense	87.26	91.03	97.37	188.39	190.31
	(e) Finance cost	3.20	3.39	2.53	5.91	15.49
	(f) Depreciation and amortisation expense	42.23	43.52	33.26	76.77	62.48
	(g) Other Expenses	183.70	193.21	220.99	414.20	368.83
	(i) Manufacturing Expense	66.11	71.43	99.14	170.57	134.67
	(ii) Marketing and Selling Expense	71.44	84.20	74.01	158.21	153.75
	(iii) Other Expense	46.15	37.58	47.84	85.42	80.41
	Total expenses	997.08	1,056.37	1,105.85	2,162.20	2,078.26
3	Profit before exceptional items and tax	(74.33)	(35.93)	0.87	(35.05)	(20.50)
4	Exceptional items	-	10.34	0.63	10.97	(0.63)
5	Profit before tax	(74.33)	(25.59)	1.50	(24.09)	(21.13)
6	Tax expense:					
	(1) Current tax	-	(0.38)	0.38	-	-
	(2) Deferred tax	-	1.10	-	1.10	(1.54)
	(3) Earlier year tax	-	-	-	-	(0.16)
7	Net Profit (Loss) from continuing operations after tax	(74.33)	(26.32)	1.12	(25.19)	(19.43)
8	Profit (Loss) from discontinued operations	-	-	-	-	-
9	Tax expense of discontinued operations	-	-	-	-	-
10	Net Profit (Loss) from discontinued operations	-	-	-	-	-
11	Net profit (loss) for the period	(74.33)	(26.32)	1.12	(25.19)	(19.43)
13	Paid-up equity share capital (Face Value of Rs. 10/- each)	416.95	416.95	416.95	416.95	391.35
14	Reserves excluding revaluation reserve as shown in audited balance sheet	-	-	-	736.97	393.52
15	Earnings Per Share (before exceptional items) of ` 10/- each) (not annualised):					
	(a) Basic	(1.78)	(0.88)	0.01	(0.88)	(0.66)
	(b) Diluted	(1.78)	(0.86)	0.01	(0.86)	(0.66)
	Earnings Per Share of ` 10/- each) (not annualised):					
	(a) Basic	(1.78)	(0.63)	0.03	(0.61)	(0.69)
	(b) Diluted	(1.78)	(0.62)	0.03	(0.60)	(0.69)
	See accompanying note to the Financial Results					

cont..



TAPI FRUIT PROCESSING LIMITED

CIN: L15400GJ2018PLC103201


Office No-212 to 214 Sunrise Chambers, Near Ashok Colony, Mini Bazar, Varachha Road, Surat-395006, Gujarat

Standalone Statement of Assets and Liabilities as at 30th September, 2024

(In Lakhs)

Particulars	As at	As at
	30th September, 2024	31st March, 2024
	Unaudited	Audited
EQUITY AND LIABILITIES		
Shareholder's Fund		
(a) Equity Share capital	416.95	416.95
(b) Reserve and Surplus	673.55	736.97
(c) Money received against share Warrants	80.27	76.81
	1,170.77	1,230.73
Share Application Money Pending Allotment	-	-
Non-Current liabilities		
(i) Long Term Borrowings	70.99	73.54
(ii) Deferred Tax Liabilities (Net)	-	-
(iii) Other Non Current Liabilities	5.00	5.00
(iii) Long Term Provisions	-	-
	75.99	78.54
Current Liabilities		
(i) Short Term Borrowings	5.28	102.46
(ii) Trade payables	-	-
(a) total outstanding dues to micro and small enterprises	-	-
(b) total outstanding dues of creditors other than micro and small enterprises	159.19	3.94
(iii) Other Current Liabilities	71.10	49.87
(iii) Short Term Provisions	10.80	0.16
	246.37	156.43
Total Equity and Liabilities	1,493.13	1,465.70
Assets		
Non-Current assets		
(i) Property, plant & equipment and Intangible Assets		
(a) Property, plant & equipment	505.21	497.01
(b) Intangible Assets	-	-
(c) Capital Work-in-Progress	164.74	87.08
(ii) Non- Current Investments	1.86	1.83
(iii) Deferred Tax Assets	3.19	3.19
(iv) Long Term Loans and Advances	-	-
(v) Other Non-current assets	-	-
Total Non-Current assets	675.00	589.11
Current assets		
(a) Current Investments	150.00	34.96
(b) Inventories	238.20	188.36
(c) Trade receivables	123.71	136.47
(d) Cash and cash equivalents	36.02	350.70
(d) Short Term Loans and Advances	-	-
(d) Other Current assets	270.20	166.10
Total Current assets	818.13	876.59
Total Assets	1,493.13	1,465.70

cont...



TAPI FRUIT PROCESSING LIMITED

CIN: L15400GJ2018PLC103201


Office No-212 to 214 Sunrise Chambers, Near Ashok Colony, Mini Bazar, Varachha Road, Surat-395006, Gujarat

Standalone Cash Flow Statement for the half year ended 30th September, 2024

(In Lakhs)

Particulars	for the Half Year ended 30/09/2024	for the Year ended 31/03/2024
	Unaudited	Audited
A. Cash flow from operating activities		
Net Profit / (Loss) before tax	(74.33)	(24.09)
<i>Adjustments for:</i>		
Finance costs	3.20	5.91
ESOP Expenses	10.92	
(Profit)/loss on sale / write off of assets	-	(10.97)
Depreciation and amortisation expense	42.22	76.77
	(17.99)	47.62
Operating profit / (loss) before working capital changes	(17.99)	47.62
<i>Changes in working capital:</i>		
<i>Adjustments for (increase) / decrease in operating assets:</i>		
Inventories	(49.84)	3.65
Trade receivables	12.77	47.83
Short-term loans and advances	-	-
Other current assets	(104.11)	(45.80)
<i>Adjustments for increase / (decrease) in operating liabilities:</i>		
Trade Payables	155.24	(116.11)
Other current liabilities	21.23	39.87
Short-term provisions	10.64	0.06
	45.93	(70.50)
	27.94	(22.88)
Cash flow from extraordinary items	-	-
Cash generated from operations	27.94	(22.88)
Net income tax (paid) / refunds	-	-
Net cash flow from / (used in) operating activities (A)	27.94	(22.88)
B. Cash flow from investing activities		
Capital expenditure on fixed assets, including capital advances	(128.09)	(266.11)
Proceeds from sale of fixed assets	-	21.22
(Increase)/Decrease in Non Current Investments	(0.03)	0.16
(Increase)/Decrease in Other Current Assets/ Non Current Assets	-	-
(Increase)/Decrease in Current Investments	(115.04)	15.86
Purchase of Shares of subsidiary company	-	-
Cash flow from extraordinary items	-	-
Proceeds from sale of investments	-	-
Net income tax (paid) / refunds	-	-
Net cash flow from / (used in) investing activities (B)	(243.16)	(228.87)
C. Cash flow from financing activities		
Proceeds from equity share capital (Including Security Premium)	-	394.24
Money received against share Warrants	3.47	76.81
Proceeds from long-term borrowings	-	81.47
Repayment of borrowings	(99.73)	(45.63)
Proceeds from other short-term borrowings	-	97.18
Finance cost	(3.20)	(5.91)
	-	-
Net cash flow from / (used in) financing activities (C)	(99.46)	598.16
Net increase / (decrease) in Cash and cash equivalents (A+B+C)	(314.68)	346.41
Cash and cash equivalents at the beginning of the year	350.70	4.29
Cash and cash equivalents at the end of the half year	36.02	350.70

cont...




[Handwritten signature]

Notes-

- 1 The above Un Audited Financial Results of the Company for the Half Year ended 30th September, 2024 have been prepared in accordance with the recognition and measurement principles laid down in applicable Accounting Standards ("AS") as prescribed under the Companies Act, 2013, as amended, read with relevant rules thereunder and in terms of regulation 33 of the SEBI (Listing Obligations and Disclosure Requirements) Regulation, 2015.
- 2 The above Un Audited Results of the Company for the half year ended 30th September, 2024 have been reviewed by the Audit Committee and subsequently approved by the Board of Directors at their meeting held on 11th November, 2024. The statutory auditors have expressed an unmodified audit opinion on the financial results.
- 3 Previous period figures have been regrouped/re-classified wherever necessary.
- 4 There are no Investors Complaints pending as on 30th September, 2024.
- 5 The Company has not adopted the Indian Accounting Standards (IND AS) in terms of Exemptions available to the Companies Listed with SME Exchange.
- 6 The above Cash flow statement has been prepared under the "Indirect Method" as set out in Accounting Standard-3, "Cash Flow Statements" issued under the Companies (Accounting Standard) Rules, 2006.
- 7 The Company is engaged in the Business of Manufacturing of Jam and Jelly Base Product. All the product of the company are falling under only one reportable segment i.e. FMCG. Hence, there is no separate reporting segment in terms of Accounting Standard 17.

Place: Surat
Date: 11.11.2024



**For and on behalf of
Tapi Fruit Processing Limited**

**Ghanshyam L. Lukhi
Chairman & Managing Director
DIN - 06704416**

H.B. KANSARIWALA B. Com., F.C.A.
Cell: 98251 18009

A. H. CHEVLI B. Com., F.C.A.
Cell: 98253 64938

J. A. CHEVLI B. Com., A.C.A., (I.C.A.I.)
Cell: 90338 57745




KANSARIWALA & CHEVLI
CHARTERED ACCOUNTANTS

2/1447, "UTKARSH" 1st Floor,
Opp. Sanghvi Hospital, Behind Centre Point,
Sagrampura, SURAT-395002. Phone: 2364640-2364641
e-mail : kansariwala_chevli@hotmail.com

Independent Auditor's Review Report on Standalone Unaudited Half Yearly Financial Results of the company pursuant to the Regulation 33 of the SEBI (Listing Obligations and Disclosure Requirements) Regulations, 2015 ('Listing Regulations').

To
The Board of Directors of
Tapi Fruit Processing Limited

1. We have reviewed the accompanying statement of Standalone Unaudited Financial Results ("the statement") of **Tapi Fruit Processing Limited** ("the Company") for the Half year ended 30th September, 2024 being submitted by the company pursuant to the requirements of Regulation 33 of the SEBI (Listing Obligations and Disclosure Requirements) Regulations, 2015, as amended ('the Regulation').
2. This statement which is the responsibility of the Company's Management and has been approved by the Board of Directors has been prepared in accordance with the recognition and measurement principles laid down in the Accounting Standards 25 "Interim Financial Reporting" "(AS 25)", prescribed under Section 133 of the Companies Act, 2013 read with relevant rules issued thereunder and other accounting principles generally accepted in India. Our responsibility is to issue a report on these financial statements based on our review.
3. We conducted our review in accordance with the Standard on Review Engagement (SRE) 2410, to Review of Interim Financial Information performed by the Independent Auditor of the Entity issued by the Institute of Chartered Accountants of India. This standard requires that we plan and perform the review to obtain moderate assurance as to whether the financial statements are free of material misstatement. A review is limited primarily to inquiries of company personnel and analytical procedures applied to financial data and thus provide less assurance than an audit. We have not performed an audit and accordingly, we do not express an audit opinion.




4. Based on our limited review, conducted as above, nothing has come to our attention that causes us to believe that the accompanying statements of unaudited financial results prepared in accordance with Accounting Standard and other recognized accounting practices and policies generally accepted in India, has not disclosed the information required to be disclosed in terms of Regulation 33 of the SEBI (Listing Obligations and Disclosure Requirements) Regulations, 2015, including the manner in which it is to be disclosed, or that it contains any material misstatement.

FOR KANSARIWALA & CHEVLI
Chartered Accountants
(FRN : 123689W)

Place: Surat
Date: 11.11.2024

(A. H. Chevli)
Partner
Mem. No. 038259
UDIN: 24038259BKELHU4776



TAPI FRUIT PROCESSING LIMITED
CIN: L15400GJ2018PLC103201


Office No-212 to 214 Sunrise Chambers, Near Ashok Colony, Mini Bazar, Varachha Road, Surat-395006, Gujarat

Statement of Consolidated Financial Results for the Half year ended on 30th September, 2024

(in lakhs)

SR. NO.	Particulars	Half year ended			Year ended	Year ended
		30-09-2024 (Unaudited)	31-03-2024 (Audited)	30-09-2023 (Unaudited)	31-03-2024 (Audited)	31-03-2023 (Audited)
1	a) Revenue from operations	980.35	1,071.66	1,156.87	2,228.53	2,067.20
	b) Other income	2.79	17.25	8.48	25.73	6.68
	Total revenue	983.14	1,088.91	1,165.35	2,254.26	2,073.88
2	Expenses					
	(a) Cost of materials consumed	738.36	646.23	825.60	1,471.83	1,424.92
	(b) Purchases of stock-in-trade	-	99.85	-	99.85	13.72
	(c) Changes in inventories of finished goods, work-in-progress and stock-in-trade	(10.28)	25.35	(22.26)	3.09	16.23
	(d) Employee benefits expense	94.56	98.22	104.57	202.79	191.31
	(e) Finance cost	3.20	3.39	2.53	5.92	15.50
	(f) Depreciation and amortisation expense	43.29	43.86	33.50	77.36	62.49
	(g) Other Expenses	189.57	198.42	221.71	420.13	369.51
	(i) Manufacturing Expense	66.12	71.74	99.14	170.88	134.67
	(ii) Marketing and Selling Expense	74.49	86.63	74.26	160.89	153.75
	(iii) Other Expense	48.96	40.05	48.31	88.36	81.09
	Total expenses	1,058.70	1,115.32	1,165.65	2,280.96	2,093.68
3	Profit before exceptional items and tax	(75.56)	(26.41)	(0.30)	(26.70)	(19.80)
4	Exceptional items	-	10.34	0.63	10.97	(0.63)
5	Profit before tax	(75.56)	(16.07)	0.33	(15.73)	(20.42)
6	Tax expense:					
	(1) Current tax	-	1.27	0.08	1.35	0.13
	(2) Deferred tax	-	1.17	-	1.17	(1.49)
	(3) Earlier year tax	-	-	-	-	(0.16)
7	Net Profit (Loss) from continuing operations after tax	(75.56)	(18.51)	0.25	(18.25)	(18.91)
8	Profit (Loss) from discontinued operations	-	-	-	-	-
9	Tax expense of discontinued operations	-	-	-	-	-
10	Net Profit (Loss) from discontinued operations	-	-	-	-	-
11	Net profit (loss) for the period	(75.56)	(18.51)	0.25	(18.25)	(18.91)
13	Paid-up equity share capital (Face Value of Rs. 10/- each)	416.95	416.95	416.95	416.95	416.95
14	Reserves excluding revaluation reserve as shown in audited balance sheet	-	-	-	744.44	394.05
15	Earnings Per Share (before exceptional items) of ` 10/- each) (not annualised):					
	(a) Basic	(1.81)	(0.69)	(0.01)	(0.71)	(0.70)
	(b) Diluted	(1.81)	(0.68)	(0.01)	(0.70)	(0.70)
	Earnings Per Share of ` 10/- each) (not annualised):					
	(a) Basic	(1.81)	(0.44)	0.01	(0.44)	(0.72)
	(b) Diluted	(1.81)	(0.43)	0.01	(0.43)	(0.72)
	See accompanying note to the Financial Results					

cont..



TAPI FRUIT PROCESSING LIMITED
CIN: L15400GJ2018PLC103201

Office No-212 to 214 Sunrise Chambers, Near Ashok Colony, Mini Bazar, Varachha Road, Surat-395006, Gujarat

Consolidated Balance Sheet as at 30th September, 2024

(In Lakhs)

Particulars	As at	As at
	30th September, 2024	31st March, 2024
	Unaudited	Audited
EQUITY AND LIABILITIES		
Shareholder's Fund		
(a) Equity Share capital	416.95	416.95
(b) Reserve and Surplus	679.79	744.44
(c) Money received against share Warrants	80.27	76.81
	1,177.01	1,238.20
Minority Interest	0.20	0.20
Non-Current liabilities		
(i) Long Term Borrowings	81.58	73.54
(ii) Deferred Tax Liabilities (Net)	-	-
(iii) Other Non Current Liabilities	-	5.00
(iii) Long Term Provisions	-	-
	81.58	78.54
Current Liabilities		
(i) Short Term Borrowings	5.28	102.46
(ii) Trade payables		
(a) total outstanding dues to micro and small enterprises	-	-
(b) total outstanding dues of creditors other than micro and small enterprises	159.87	7.60
(iii) Other Current Liabilities	118.27	65.31
(iii) Short Term Provisions	11.89	1.82
	295.31	177.19
Total Equity and Liabilities	1,554.11	1,494.13
Assets		
Non-Current assets		
(i) Property, plant & equipment and Intangible Assets		
(a) Property, plant & equipment	515.77	508.16
(b) Intangible Assets	-	-
(c) Capital Work-in-Progress	164.74	87.08
(ii) Non- Current Investments	1.07	1.03
(iii) Deferred Tax Assets	3.08	3.08
(iv) Long Term Loans and Advances	-	-
(v) Other Non-current assets	-	-
Total Non-Current assets	684.65	599.35
Current assets		
(a) Current Investments	150.00	45.01
(b) Inventories	246.14	190.38
(c) Trade receivables	124.33	136.96
(d) Cash and cash equivalents	41.38	352.60
(d) Short Term Loans and Advances	-	-
(d) Other Current assets	307.61	169.83
Total Current assets	869.46	894.78
Total Assets	1,554.11	1,494.13

cont...



TAPI FRUIT PROCESSING LIMITED
CIN: L15400GJ2018PLC103201


Office No-212 to 214 Sunrise Chambers, Near Ashok Colony, Mini Bazar, Varachha Road, Surat-395006, Gujarat

Consolidated Cash Flow Statement for the half year ended 30th September, 2024

(In Lakhs)

Particulars	Half year ended	Year ended
	30/09/2024	31/03/2024
	Unaudited	Audited
A. Cash flow from operating activities		
Net Profit / (Loss) before tax	(75.56)	(15.73)
<i>Adjustments for:</i>		
Finance costs	3.20	5.92
(Profit)/loss on sale / write off of assets	-	(10.97)
ESOP Expenses	10.91	-
Depreciation and amortisation expense	43.29	77.36
	(18.16)	56.58
Operating profit / (loss) before working capital changes	(18.16)	56.58
<i>Changes in working capital:</i>		
<i>Adjustments for (increase) / decrease in operating assets:</i>		
Inventories	(55.76)	1.63
Trade receivables	12.62	47.34
Short-term loans and advances	-	-
Other current assets	(137.77)	(48.78)
Other Non Current Assets	-	-
<i>Adjustments for increase / (decrease) in operating liabilities:</i>		
Trade Payables	152.27	(112.61)
Current liabilities and provisions	-	-
Other current liabilities	52.96	44.23
Short-term provisions	10.07	1.49
	34.39	(66.70)
Cash flow from extraordinary items	16.24	(10.12)
Cash generated from operations	-	-
Cash generated from operations	16.24	(10.12)
Net income tax (paid) / refunds	-	(1.35)
Net cash flow from / (used in) operating activities (A)	16.24	(11.47)
B. Cash flow from investing activities		
Capital expenditure on fixed assets, including capital advances	(128.56)	(275.11)
Proceeds from sale of fixed assets	-	21.22
(Increase)/Decrease in Non Current Investments	(0.03)	0.16
(Increase)/Decrease in Other Current Assets/ Non Current Assets	-	-
(Increase)/Decrease in Current Investments	(104.99)	5.81
Cash flow from extraordinary items	-	-
Proceeds from sale of investments	-	-
Net income tax (paid) / refunds	-	-
Net cash flow from / (used in) investing activities (B)	(233.58)	(247.92)
C. Cash flow from financing activities		
Proceeds from equity share capital (Including Security Premium)	-	394.24
Money received against share Warrants	3.47	76.81
Minority Interest	-	-
Proceeds from long-term borrowings	-	81.47
Repayment of borrowings	(94.13)	(45.63)
Proceeds from other short-term borrowings	-	97.18
Finance cost	(3.20)	(5.92)
	-	-
Net cash flow from / (used in) financing activities (C)	(93.87)	598.15
Net increase / (decrease) in Cash and cash equivalents (A+B+C)	(311.22)	338.76
Cash and cash equivalents at the beginning of the year	352.60	13.84
Cash and cash equivalents at the end of the half year	41.38	352.60


cont...



Notes-

- 1 The above Unaudited Financial Results of the Company for the Half year ended 30th September, 2024 have been prepared in accordance with the recognition and measurement principles laid down in applicable Accounting Standards ("AS") as prescribed under the Companies Act, 2013, as amended, read with relevant rules thereunder and in terms of regulation 33 of the SEBI (Listing Obligations and Disclosure Requirements) Regulation, 2015.
- 2 The above Unaudited Results of the Company for the half year ended 30th September, 2024 have been reviewed by the Audit Committee and subsequently approved by the Board of Directors at their meeting held on 11th November, 2024. The statutory auditors have expressed an unmodified audit opinion on the financial results.
- 3 The financial results included the results of the subsidiary, Tapi Wellness Private Limited.
- 4 Previous period figures have been regrouped/re-classified wherever necessary.
- 5 There are no Investors Complaints pending as on 30th September, 2024.
- 6 The Company has not adopted the Indian Accounting Standards (IND AS) in terms of Exemptions available to the Companies Listed with SME Exchange.
- 7 The above Cash flow statement has been prepared under the "Indirect Method" as set out in Accounting Standard-3, "Cash Flow Statements" issued under the Companies (Accounting Standard) Rules, 2006.
- 8 The Company is engaged in the Business of Manufacturing of Jam and Jelly Base Product. All the product of the company are falling under only one reportable segment i.e. FMCG. Hence, there is no separate reporting segment in terms of Accounting Standard 17.

Place: Surat
Date: 11.11.2024



**For and on behalf of
Tapi Fruit Processing Limited**


**Ghanshyam L. Lukhi
Chairman & Managing Director
DIN - 06704416**

H.B. KANSARIWALA B. Com., F.C.A.
Cell: 98251 18009

A. H. CHEVLI B. Com., F.C.A.
Cell: 98253 64938

J. A. CHEVLI B. Com., A.C.A., (I.C.A.I.)
Cell: 90338 57745



KANSARIWALA & CHEVLI
CHARTERED ACCOUNTANTS

2/1447, "UTKARSH" 1st Floor,
Opp. Sanghvi Hospital, Behind Centre Point,
Sagrampura, SURAT-395002. Phone: 2364640-2364641
e-mail : kansariwala_chevli@hotmail.com


Independent Auditor's Review Report on Consolidated Unaudited Half Yearly Financial Results of the company pursuant to the Regulation 33 of the SEBI (Listing Obligations and Disclosure Requirements) Regulations, 2015 ('Listing Regulations').

To
The Board of Directors of
Tapi Fruit Processing Limited

1. We have reviewed the accompanying statement of Consolidated Unaudited Financial Results ("the statement") of **Tapi Fruit Processing Limited** ("the Holding Company") and its subsidiaries (the Holding Company and its subsidiaries together referred to as the "Group") for the Half year ended 30th September, 2024 being submitted by the company pursuant to the requirements of Regulation 33 of the SEBI (Listing Obligations and Disclosure Requirements) Regulations, 2015, as amended ('the Regulation').
2. This statement which is the responsibility of the Holding Company's Management and has been approved by the Holding Company's Board of Directors has been prepared in accordance with the recognition and measurement principles laid down in the Accounting Standards 25 "Interim Financial Reporting" "(AS 25)", prescribed under Section 133 of the Companies Act, 2013 read with relevant rules issued thereunder and other accounting principles generally accepted in India. Our responsibility is to issue a report on these financial statements based on our review.
3. We conducted our review in accordance with the Standard on Review Engagement (SRE) 2410, to Review of Interim Financial Information performed by the Independent Auditor of the Entity issued by the Institute of Chartered Accountants of India. This standard requires that we plan and perform the review to obtain moderate assurance as to whether the financial statements are free of material misstatement. A review is limited primarily to inquiries of company personnel and analytical procedures applied to financial data and thus provide less assurance than an audit. We have not performed an audit and accordingly, we do not express an audit opinion.
4. This statement includes the results of the following entities:

Holding Company : Tapi Fruit Processing Limited

Subsidiary Company : Tapi Wellness Private Limited



5. Based on our limited review, conducted as above, nothing has come to our attention that causes us to believe that the accompanying statements of unaudited financial results prepared in accordance with Accounting Standard and other recognized accounting practices and policies generally accepted in India, has not disclosed the information required to be disclosed in terms of Regulation 33 of the SEBI (Listing Obligations and Disclosure Requirements) Regulations, 2015, including the manner in which it is to be disclosed, or that it contains any material misstatement.

FOR KANSARIWALA & CHEVLI
Chartered Accountants
(FRN : 123689W)

(A. H. Chevli)
Partner

Mem. No. 038259

UDIN: 24038259BKELHV9436

Place: Surat

Date: 11.11.2024

