



May 17, 2026

National Stock Exchange of India Limited
Exchange Plaza, C-1, G Block
Bandra Kurla Complex,
Bandra (E), Mumbai 400 051
Scrip Code – TATACONSUM

BSE Limited
Phiroze Jeejeebhoy Towers
Dalal Street
Mumbai 400001
Scrip Code – 500800

The Calcutta Stock Exchange Limited
7 Lyons Range,
Kolkata 700 001
Scrip Code – 10000027
(Demat), 27 (Physical)

Sub: Business Responsibility and Sustainability Report and Independent Assurance Opinion Statement

Dear Sir, Madam,

Pursuant to Regulation 34(2)(f) of the Securities and Exchange Board of India (Listing Obligations & Disclosure Requirements) Regulations 2015 ('SEBI Listing Regulations'), we are submitting herewith the Business Responsibility and Sustainability Report for FY 2025-26, along with Independent Assurance Opinion Statement provided by BSI Group India Private Limited, both forming an integral part of the Integrated Annual Report for FY 2025-26.

The above information is also being made available on Company's website at www.tataconsumer.com.

We request you to take this on record and to treat the same as compliance with the applicable provisions of the SEBI Listing Regulations.

Yours Sincerely,
For **Tata Consumer Products Limited**

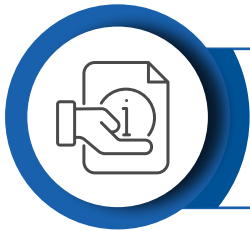
Delnaz Dara Harda
Company Secretary & Compliance Officer
Membership No.: 73704

Encl. a/a.

TATA CONSUMER PRODUCTS LIMITED

11/13 Botawala Building 1st Floor Office No 2-6 Horniman Circle Fort Mumbai 400 001 India
Tel: 91-22-6121-8400 | Fax: 91-22-61218499
Registered Office: Tata Centre, 1st Floor, 43, Jawaharlal Nehru Road, Kolkata – 700 071
Corporate Identity Number (CIN): L15491WB1962PLC031425
email: investor.relations@tataconsumer.com
website: www.tataconsumer.com

Business Responsibility & Sustainability Reporting (BRSR)



SECTION A: GENERAL DISCLOSURES

I. Details of the listed entity

1.	Corporate Identity Number (CIN) of the Listed Entity	L15491WB1962PLC031425
2.	Name of the Listed Entity	Tata Consumer Products Limited
3.	Year of incorporation	1962
4.	Registered office address	Tata Centre, 1 st Floor, 43, Jawaharlal Nehru Road, Kolkata -700071
5.	Corporate address	11/13, Botawala Building, 1 st Floor, Office # 2-6 Horniman Circle, Fort, Mumbai- 400 001
6.	E-mail	Investor.relations@tataconsumer.com
7.	Telephone	022-61218400
8.	Website	www.tataconsumer.com
9.	Financial year for which reporting is being done	2025-2026
10.	Name of the Stock Exchange(s) where shares are listed	BSE Limited, National Stock Exchange of India Limited and The Calcutta Stock Exchange Limited
11.	Paid-up Capital (Rs. In Crores)	98.96
12.	Name and contact details (telephone, email address) of the person who may be contacted in case of any queries on the BRSR report	Mr. Vishwa Bandhu Bhattacharya Director, Sustainability Tel: +91-022-61218400 vishwa.bhattacharya@tataconsumer.com
13.	Reporting boundary Are the disclosures under this report made on a standalone basis (i.e., only for the entity) or on a consolidated basis (i.e. for the entity and all the entities which form a part of its consolidated financial statements, taken together).	This report has been compiled on a consolidated basis unless otherwise stated
14.	Name of assurance provider	BSI Group India Pvt. Ltd
15.	Type of assurance obtained	BRSR Core – Reasonable

II. Products/services
16. Details of business activities (accounting for 90% of the turnover):

S. No.	Description of main activity	Description of business activity	% of turnover of the entity (FY26)
1	Manufacturing and trading	Processing and blending of tea and instant tea, coffee and instant coffee, trading of Salt, manufacture and trading of food products including Ready to cook (RTC), Ready to eat (RTE) and manufacture of water and other Ready to Drink (RTD) beverages	92.3%

17. Products/Services sold by the entity (accounting for 90% of the entity's Turnover):

S. No.	Product/Service	NIC Code	% of total turnover contributed
1	Processing and blending of tea and coffee	10791	57.6%
2	Trading of salt	46309	19.8%
3	Wholesale of Pulses and Spices	46201	5.6%
4	Others: Ready to cook (RTC), Ready to eat (RTE) and manufacture of water and other Ready to drink (RTD) beverages	10616, 10750, 46306, 10305, 10306, 10795, 10740, 11043, 11041, 11045, 11049	9.3%

III. Operations
18. Number of locations where plants and/or operations/offices of the entity are situated:

Location*		Plants		Offices		Total
National		126		16		142
International		Plants		Offices		Total
		6		10		16

*This BRSR report covers 143 locations performance.

19. Markets served by the entity:
a. Number of locations

Locations	Number
National (No. of States/UTs)	PAN India
International (No. of Countries)	Over 40 Countries

b. What is the contribution of exports as a percentage of the total turnover of the entity?

Location	Consolidated Revenue	
	Amount (Rs. in Crores)	Percentage
India	13442.38	66%
Outside India	6848.05	34%
Total	20290.43	100%

Note: Sales Outside India includes export revenue from India.

c. A brief on types of customers

Tata Consumer Products Limited (TCPL) operates in the Beverages and Food sector, serving over 290 million households in India through a direct retail reach of 4.5 million outlets. Customer focus remains central to our business, as their satisfaction and loyalty support our reputation, brand performance, and financial results.

Our customer segments include retail consumers, wholesale buyers such as grocery stores and supermarkets, and food service businesses including restaurants and hotels. We also serve corporate clients purchasing products for employee use or gifting, traders and processors involved in supply chain activities, and private labellers and re-packers handling bulk packaging. In addition, TCPL supplies products to international markets, reinforcing the company's broad market presence and global reach.

IV. Employees

20. Details as at the end of Financial Year:

a. Employees and Workers (including differently abled):

S. No.	Particulars	Total (A)	Male		Female	
			No. (B)	% (B / A)	No. (C)	% (C / A)
EMPLOYEES						
1.	Permanent (D)	3464	2876	83	588	17
2.	Other than Permanent (E)	53	33	62	20	38
3.	Total employees (D + E)	3517	2909	83	608	17
WORKERS						
4.	Permanent (F)	7769	4053	52	3716	48
5.	Other than Permanent (G)	12353	7953	64	4400	36
6.	Total workers (F + G)	20122	12006	60	8116	40

b. Differently abled Employees and Workers

S. No.	Particulars	Total (A)	Male		Female	
			No. (B)	% (B / A)	No. (C)	% (C / A)
DIFFERENTLY ABLED EMPLOYEES						
1.	Permanent (D)	4	3	75	1	25
2.	Other than Permanent (E)	0	0	0	0	0
3.	Total differently abled employees (D + E)	4	3	75	1	25
DIFFERENTLY ABLED WORKERS						
4.	Permanent (F)	14	9	64	5	36
5.	Other than permanent (G)	0	0	0	0	0
6.	Total differently abled workers (F + G)	14	9	64	5	36

21. Participation/Inclusion/Representation of women

	Total (A)	No. and percentage of Females	
		No. (B)	% (B / A)
Board of Directors	7	1	14
Key Management Personnel	2 [^]	1	25

[^]Excludes Two KMPs who form part of Board of Directors

22. Turnover rate for permanent employees and workers

	FY 2025-26			FY 2024-25			FY 2023-24		
	Male	Female	Total	Male	Female	Total	Male	Female	Total
Permanent Employees	26%	21%	24%	25%	26%	26%	26%	20%	25%
Permanent Workers	8%	3%	6%	1%	1%	1%	3%	1%	2%

V. Holding, Subsidiary and Associate Companies (including joint ventures)
23. (a) Names of holding / subsidiary / associate companies / joint ventures

S. No.	Name of the holding / subsidiary / associate companies / joint ventures (A)	Indicate whether holding/ Subsidiary/ Associate/ Joint Venture	% of shares held by listed Entity	Does the entity indicated at column A, participate in the Business Responsibility initiatives of the listed entity? (Yes/No)
1	Tata Coffee Ltd.	Subsidiary	100	Yes
2	Tata Coffee Vietnam Company Ltd.	Subsidiary	100	Yes
3	Capital Foods Private Ltd.	Subsidiary	75	Yes
4	Organic India Private Ltd.	Subsidiary	100	Yes
5	Organic India USA, LLC	Subsidiary	100	Yes
6	TRIL Constructions Ltd.	Subsidiary	80.46*	Yes
7	Tata Consumer Products Capital Ltd.	Subsidiary	100	Yes
8	Tata Consumer Products UK Group Ltd.	Subsidiary	100	Yes
9	Tata Consumer Products GB Ltd.	Subsidiary	100	Yes
10	Teapigs Ltd.	Subsidiary	100	Yes
11	Teapigs US LLC	Subsidiary	100	Yes
12	Tata Consumer Products Overseas Holdings Ltd.	Subsidiary	100	Yes
13	Tata Consumer Products US Holdings Inc.	Subsidiary	100	Yes
14	Tata Consumer Products US Inc.	Subsidiary	100	Yes
15	Tata Consumer Products Canada Inc.	Subsidiary	100	Yes
16	Tata Consumer Products Australia Pty Ltd.	Subsidiary	100	Yes
17	Joekels Tea Packers (Proprietary) Ltd.	Subsidiary	75	Yes
18	Tata Consumer Products Polska sp.zo.o	Subsidiary	100	Yes
19	Stansand (Africa) Ltd.	Subsidiary	100	Yes
20	Stansand (Central Africa) Ltd.	Subsidiary	100	Yes
21	Tata Consumer Products Bangladesh Ltd.	Subsidiary	100	Yes
22	Tata Global Beverages Holdings Ltd. (Dormant)	Subsidiary	100	Yes
23	Tata Global Beverages Services Ltd. (Dormant)	Subsidiary	100	Yes
24	Tata Global Beverages Overseas Ltd. (Dormant)	Subsidiary	100	Yes
25	Lyons Tetley Limited. (Dormant)	Subsidiary	100	Yes
26	Drassington Ltd. (Dormant)	Subsidiary	100	Yes
27	Stansand Ltd. (Dormant)	Subsidiary	100	Yes
28	Stansand (Brokers) Ltd. (Dormant)	Subsidiary	100	Yes
29	Tata Global Beverages Investments Ltd. (Dormant)	Subsidiary	100	Yes

S. No.	Name of the holding / subsidiary / associate companies / joint ventures (A)	Indicate whether holding/ Subsidiary/ Associate/ Joint Venture	% of shares held by listed Entity	Does the entity indicated at column A, participate in the Business Responsibility initiatives of the listed entity? (Yes/No)
30	Sunttyco Holding Ltd. (Non Operating)	Subsidiary	100	Yes
31	Onomento Co Ltd. (Non Operating)	Subsidiary	100	Yes
32	Consolidated Coffee Inc. (under liquidation)	Subsidiary	100	Yes
33	Tata Tea Extractions Inc. (Under liquidation)	Subsidiary	100	Yes
34	Tata Tea Holdings Private Ltd. (Under Strike-Off)	Subsidiary	100	Yes
35	Tata Starbucks Private Ltd.	Joint Venture	50	No
36	Tetley Clover (Pvt.) Ltd. (Under liquidation)	Joint Venture	50	No
37	Amalgamated Plantations Pvt. Ltd.	Associate	41.03	No
38	Kanan Devan Hills Plantation Co. Pvt. Ltd.	Associate	28.52	No

*On a fully diluted basis.

VI. CSR Details

24. (i) Whether CSR is applicable as per section 135 of Companies Act, 2013: (Yes/No) - Yes

(ii) Turnover (in Cr. Rs.) – 14700.05

(iii) Net worth (in Cr. Rs.) – 18289.64

*The turnover and net worth figures are for FY 2025-26 of standalone entity.

VII. Transparency and Disclosures Compliances

25. Complaints/Grievances on any of the principles (Principles 1 to 9) under the National Guidelines on Responsible Business Conduct:

Stakeholder group from whom complaint is received	Grievance redressal mechanism in place (Yes/No)	FY 2025-26 Current Financial Year			FY 2024-25 Previous Financial Year		
		Number of complaints filed during the year	Number of complaints pending resolution at close of the year	Remarks	Number of complaints filed during the year	Number of complaints pending resolution at close of the year	Remarks
Investors (other than shareholders)	Yes	0	0	Nil	0	0	Nil
Communities	Yes	0	0	Nil	0	0	Nil
Shareholders	Yes	120	9	Nil	45	9	Nil
Employees and workers	Yes	80	9	Nil	61	10	Nil
Customers	Yes	2914	0	Nil	1909	0	Nil
Value Chain Partners	Yes	22	3	Nil	362	0	Nil
Other (Please Specify)	Yes	61	4	Nil	18	2	Nil

Tata Consumer Products Limited (TCPL) adheres to the Tata Code of Conduct, ensuring that the highest standards of ethical business practices are upheld across the organisation. The Code applies to all stakeholders, including employees, directors, vendors, consultants and value chain partners. All individuals associated with the Company are expected to report any actual or suspected violations of the Code of Conduct, Company policies, or applicable laws through the prescribed reporting mechanisms.

Towards this, the Company has established a structured Ethics Grievance Redressal Policy supported by a clearly defined consequence management framework. An external independent partner has been engaged to manage the registration of ethics related grievances. The Company operates an Ethics & Compliance Helpline through which employees, other stakeholders, and value chain partners may report concerns relating to unethical conduct, violations of Company policies, or non compliance with applicable laws.

All grievances received through the Ethics & Compliance Helpline or via any other prescribed channel are formally registered with the external ethics helpline partner and subsequently placed before the Ethics APEX Committee for preliminary assessment, investigation oversight, and closure. Complaints are assigned to independent trained ethics counsellors for detailed investigation. The investigation findings are presented to the relevant Ethics Committee, which conducts a comprehensive review, approves the conclusions, and ensures appropriate consequence management where allegations are substantiated. Corrective and preventive actions are also undertaken to mitigate the risk of recurrence.

The grievance redressal mechanism allows for anonymous reporting, thereby ensuring confidentiality and safeguarding the identity of complainants who choose not to disclose their personal details. Complaints may be submitted in any language preferred by the complainant.

Each registered complaint is assigned a unique case reference number, enabling complainants to track the status of their complaint in accordance with defined internal timelines and procedures. The Company follows a standardized and time bound process for review, investigation, and resolution of all grievances.



The Company maintains a zero tolerance approach towards retaliation or victimisation of individuals who raise concerns in good faith. Any instance of retaliation may be escalated to the Ethics Committee for further review and appropriate action

Reporting Channel	Country	Contact Information	Availability
Phone	India	Toll-free number - 18003000053 DID Number - +911243072313 Language support - English, Hindi, Gujarati, Marathi, Tamil, Telugu, Kannada, Malayalam, Punjabi, Bengali, Odia, Urdu, Nepali and Assamese	24/7 365 days
	United States	Toll-free number - 1(844)2361234 DID number - +27125678302 Language support - English	24/7 365 days
	UK	Toll-free number - 08009496393 DID number - +27125435461 Language support - English	24/7 365 days
	Rest of the world	Toll number - +27125435809 Language support - English	24/7 365 days
Email	All countries	tataconsumer@ethicshelpline.in	24/7 365 days
Web Portal	All countries	https://www.in.kpmg.com/ethicshelpline/tataconsumer/ Language support - English, Hindi, Bengali, Telugu, Tamil, Marathi, Kannada, Malayalam, Spanish, Czech, Polish and Russian	24/7 365 days
Fax	All countries	+27125435809	24/7 365 days
PostBox	All countries	P. O. Box No 71, Sub Post Office, Plot No. D, 6/14, DLF Qutub Enclave, DLF Phase 1, Gurgaon - 122002, Haryana, India	24/7 365 days

26. Overview of the entity's material responsible business conduct issues –

Please indicate material responsible business conduct and sustainability issues pertaining to environmental and social matters that present a risk or an opportunity to your business, rationale for identifying the same, approach to adapt or mitigate the risk along-with its financial implications, as per the following format

Grounded in a clear understanding of evolving business, societal and environmental expectations, we take a consultative and structured approach to identifying issues that are material to our business. Through comprehensive engagement with internal and external stakeholders, we evaluate ESG-related challenges and opportunities, prioritising key areas based on stakeholder feedback, sectoral and peer analysis, and alignment with Indian and global ESG standards. To ensure continued relevance amidst evolving business dynamics and stakeholder expectations, we periodically undertake detailed materiality assessments; during the year, we further strengthened this exercise by adopting a double materiality framework to assess and prioritise ESG topics across both financial and impact materiality dimensions.



S. No.	Material Issue	R/O	Rationale for identifying the risk / opportunity	In case of risk, approach to adapt or mitigate	Financial implications of the risk or opportunity (Indicate positive or negative implications)
1	Business Risk of Climate Change	 	<p>Risk: Climate change poses physical and transition risks to TCPL's operations and its value chain. Water scarcity, extreme weather events, evolving climate regulations, rising energy costs, and increased disclosure requirements may disrupt agricultural sourcing and manufacturing continuity while increasing operating and compliance costs.</p> <p>Opportunity: Proactive climate action enhances supply chain resilience and aligns the business with evolving consumer preferences, enabling growth in sustainable product segments."</p>	TCPL integrates climate risk considerations into enterprise risk management and business planning. Mitigation measures include water stewardship initiatives, adoption of renewable energy and energy-efficient technologies, supplier engagement for climate-resilient sourcing, and strengthened climate governance, emissions reporting, and regulatory compliance.	<p>Negative: Higher operating and compliance costs, capital investments in cleaner technologies, and potential losses from climate-related disruptions, including production downtime and asset impairment.</p> <p>Positive: Reduced long-term exposure to energy cost volatility, improved supply security, access to green finance and incentives, enhanced investor confidence, and revenue growth from sustainable offerings, supporting long-term value creation</p>







Risk






Opportunity

S. No.	Material Issue	R/O	Rationale for identifying the risk / opportunity	In case of risk, approach to adapt or mitigate	Financial implications of the risk or opportunity (Indicate positive or negative implications)
2	Decarbonisation and achieving Net Zero	 	<p>Risk: Achieving net-zero target involves transition risks such as elevated short- to medium-term capital and operating expenditure related to renewable energy sourcing, energy-efficient technologies, low-carbon packaging, supplier decarbonisation, enhanced data management, and compliance with SBTi-aligned targets. High upfront investments, longer payback periods, and incremental R&D requirements, certification, and reporting requirements may impact near-term cash flows and operational complexity.</p> <p>Opportunity: Decarbonisation strengthens long-term cost efficiency, supply chain resilience, and brand differentiation, while enabling access to sustainable finance, improving investor confidence, and supporting growth in low-carbon and premium product segments.</p>	TCPL has adopted a phased decarbonisation approach encompassing renewable energy adoption, energy-efficiency upgrades, and deployment of low-carbon technologies across manufacturing operations.	Positive: Reduced long-term energy and operating cost volatility, improved margin resilience, access to green incentives and sustainability-linked financing, enhanced market positioning, and long-term value creation through sustainable growth.

S. No.	Material Issue	R/O	Rationale for identifying the risk / opportunity	In case of risk, approach to adapt or mitigate	Financial implications of the risk or opportunity (Indicate positive or negative implications)
3	Water Stewardship		<p>Risk: Water security poses potential challenges - water shortages that may impact business continuity and long-term operational sustainability. Opportunity: Improving water efficiency can translate into lowering of freshwater withdrawal and associated sourcing costs.</p> <p>Conservation methods beyond the fence also contribute positively to the surrounding water ecosystem, thereby potentially improving brand perception and stakeholder relationships.</p>	Our water risk mitigation strategy encompasses prudent use of withdrawn water, runoff and rainwater harvesting, and drive improved water use efficiency. To ensure operational resilience, we conduct comprehensive water risk assessments, including detailed source water vulnerability studies for specific business segments.	<p>Positive: Improve water usage efficiency and utilisation of conservation techniques like RWH can lead to lowering the dependencies on freshwater withdrawal.</p> <p>Negative: Lack of water risk mitigation strategies may result in overdependence on freshwater sources which can present a business continuity challenge including financial implications.</p>
4	Packaging Material		<p>Risk: Transition to recyclable, reusable, or reduced-material packaging entails significant upfront capital expenditure, product and packaging redesign, and potential increases in unit material costs, especially with greater use of recycled or alternative materials. Evolving packaging regulations, including Extended Producer Responsibility (EPR), increase compliance, logistics, tracking, and reporting requirements, with risks of penalties, non-compliance charges, and supply disruptions during implementation.</p>	TCPL has strengthened the sustainability of products through a circular economy strategy anchored in Compliance, Smart Packaging, and Peer Interaction. This includes alignment with relevant environmental regulations and standards such as Extended Producer Responsibility (EPR), participation in the Plastic Pact, thoughtful redesign and re-engineering of packaging to limit plastic use, prioritising recyclability, and active collaboration with industry partners to accelerate plastic reduction and advance innovative packaging solutions.	Near-term capital and operating costs related to redesign, EPR, along with potential increases in unit packaging costs and short-term margin pressure. Delays or non-compliance may result in penalties, operational disruption, and additional remediation costs.

S. No.	Material Issue	R/O	Rationale for identifying the risk / opportunity	In case of risk, approach to adapt or mitigate	Financial implications of the risk or opportunity (Indicate positive or negative implications)
5	Responsible Sourcing		Responsible sourcing strengthens long-term input availability and supply chain stability amid commodity price volatility and changing sustainability expectations. Verified ethical sourcing supports brand differentiation, premium positioning, and relevance with consumers seeking transparency and sustainability.	Not Applicable	Positive: Improved long-term supply security and cost stability, enhanced, supporting stable revenue growth and long-term value creation.
6	Access to nutrition		Opportunity: Providing access to nutritious and health-focused products is essential in combating malnutrition, promoting proper nutrition and fostering overall consumer wellbeing	Not Applicable	Positive: Our products are part of the everyday consumption habits of a broad customer base, offering us the opportunity to deliver healthy nutrition and the potential to positively influence the lives of millions. As consumer demand for healthy and nutritious products increases, it signals a prospect for our top-line growth. We are proactively to support the nutritional needs and preferences of our consumers.

S. No.	Material Issue	R/O	Rationale for identifying the risk / opportunity	In case of risk, approach to adapt or mitigate	Financial implications of the risk or opportunity (Indicate positive or negative implications)
7	Value chain management		<p>Risk: Disruptions across the end-to-end value chain due to operational inefficiencies, labour constraints, supplier concentration, logistics interruptions, and planning misalignment may result in production delays, capacity under-utilisation, stock-outs, and inconsistent quality, increasing reliance on emergency sourcing and logistics and adversely affecting service levels, customer loyalty, and cost efficiency.</p>	<p>TCPL has established a supply chain framework that promotes resilience and responsible practices across the value chain. The framework sets clear policies and sustainability metrics to assess performance, manage supply chain risks, ensure regulatory compliance, and systematically strengthen sustainability outcomes across sourcing, operations, and distribution.</p>	<p>Negative: Disruptions in the value chain can lead to higher costs from emergency sourcing and logistics, revenue loss due to stock-outs and delayed deliveries, and inefficiencies that pressure margins and cash flows.</p>
8	Product Stewardship	 	<p>Risk: Poor product quality entails risk of product recalls and customer complaints. Counterfeit products, if left unchecked, could compromise consumer health and wellbeing. Both these risks could result in erosion of consumer trust and loyalty.</p> <p>Opportunity: With consumers increasingly prioritizing wellbeing and in terms of product footprint, sustainability, there is a rising demand for transparency regarding product ingredients and environmental impact of products across their lifecycle, including packaging materials and waste management.</p>	<p>TCPL has established a comprehensive quality assurance program, enforcing strict supplier standards for raw material safety and conducting residue testing across all regions. We have set clear, measurable 'healthy nutrition' benchmarks for our product innovations while actively advancing sustainable packaging solutions. Our extensive network of distributors and retailers enables us to cater to millions of consumers daily. This has strengthened our market presence in semi-urban and rural areas while also serving as an effective safeguard against counterfeit products.</p>	<p>Positive: Investing in technology enhances product safety and quality, reducing risks associated with counterfeit products and strengthening product stewardship. This proactive approach minimizes potential financial losses from recalls and legal liabilities while reinforcing consumer trust and brand value. Additionally, the rising demand for healthy and nutritious products presents a significant revenue growth opportunity. By aligning with this trend, the company can expand its market share, drive higher sales, and enhance long-term profitability.</p>



SECTION B: MANAGEMENT AND PROCESS DISCLOSURES

This section is aimed at helping businesses demonstrate the structures, policies and processes put in place towards adopting the NGRBC Principles and Core Elements.

Disclosure Questions	P1	P2	P3	P4	P5	P6	P7	P8	P9	
Policy and management processes										
1. a. Whether your entity's policy/policies cover each principle and its core elements of the NGRBCs. (Yes/No)	Y	Y	Y	Y	Y	Y	Y	Y	Y	
b. Has the policy been approved by the Board? (Yes/No)	Y	Y	Y	Y	Y	Y	Y	Y	Y	
c. Web Link of the Policies, if available	https://www.tataconsumer.com/investors/policies									
2. Whether the entity has translated the policy into procedures. (Yes / No)	Y	Y	Y	Y	Y	Y	Y	Y	Y	
3. Do the enlisted policies extend to your value chain partners? (Yes/No)	Y	Y	Y	Y	Y	Y	Y	Y	Y	
4. Name of the national and international codes/certifications/labels/standards (e.g. Forest Stewardship Council, Fairtrade, Rainforest Alliance, Trustea) standards (e.g. SA 8000, OHSAS, ISO, BIS) mapped to each principle.	GRI Standard	FSSAI, WHO (Nutrition), FSSC22000, Trustea Certification, ISO 9001, GRI standard	ISO 45001, Trustea Certification, GRI standard, SDG	Trustea Certification, GRI standard	UNICEF-Ethical Tea Partnership Programme, GRI standard CAFÉ, 4C, Fairtrade, and Organic Certification	ISO 14001, ISO50001, Rainforest Alliance Certifications, Trustea Certification, GRI standard, IFRS, SDG CAFÉ, 4C, Fairtrade, and Organic Certification	GRI standard	UNICEF-Ethical Tea Partnership Programme, GRI standard, SDG	CAFÉ, 4C, Fairtrade Certification	Trustea Certification, GRI standard

Disclosure Questions	P1	P2	P3	P4	P5	P6	P7	P8	P9
5. Specific commitments, goals and targets set by the entity with defined timelines, if any.	NA	Y	Y	NA	NA	Y	NA	Y	Y
	<p>ESG commitments were defined as part of the Company's strategic direction in FY 24, with long-term ambitions set for 2030 and 2040. The goals aligned to this roadmap are outlined below.</p> <p>For Better Nutrition</p> <ul style="list-style-type: none"> 250 Mn Households in India to be reached through our product portfolio by 2030 100% Sustainable products by volume by 2040 <p>For Better Sourcing</p> <ul style="list-style-type: none"> 100% Critical supplier assessments across all geographies by 2030 100% Sustainably sourced critical raw materials by 2040 <p>For Better Planet</p> <ul style="list-style-type: none"> Net Zero by 2040 across all geographies 100% of packaging materials to be recyclable, compostable or reusable across all geographies by 2030 Water-neutral Across all operations by 2030 <p>For Better Communities</p> <ul style="list-style-type: none"> 2 Mn Community beneficiaries by 2030 50% of diverse workforce across all geographies by 2030 <p>These goals are embedded into governance and execution through annual targets set by each department and function, aligned to individual KRAs and the performance appraisal process. Progress against these targets is reviewed on a monthly or quarterly basis, and key updates are also presented during Executive Committee and Board CSR and Sustainability Committee meetings.</p>								
6. Performance of the entity against specific commitments, goals and targets along-with reasons in case the same are not met.	<p>As part of the long-term roadmap toward 2030 and 2040, milestones and metrics were identified to track progress, and specific goals were set for FY 2025-26. These goals have been achieved during the year, reflecting steady progress against the Company's sustainability priorities.</p> <p>Goals Achieved During the Year -</p> <p>Climate Adaptation</p> <ul style="list-style-type: none"> Achieved carbon neutrality across Scope 1 and Scope 2 emissions in all geographies. Scaled up renewable energy adoption, resulting in 35% of total power requirements being met from renewable sources, achieved on constant boundary condition; 19% under revised boundaries condition. <p>Circular Economy</p> <ul style="list-style-type: none"> Zero waste to landfill maintained across operations in all geographies. 80% of packaging material is now recyclable, compostable, or reusable across all geographies. <p>People and Community</p> <ul style="list-style-type: none"> Community initiatives exceeded the target of 1.69 million lives till FY25. All operations are ISO 45001 certified, supporting a consistent occupational health and safety framework (excluding RTD and plantations). Women's participation in the global workforce exceeded 35%, reflecting continued focus on workforce diversity. 								

Disclosure Questions	P1	P2	P3	P4	P5	P6	P7	P8	P9
Governance, leadership and oversight									
7. Statement by director responsible for the business responsibility report, highlighting ESG related challenges, targets and achievements (listed entity has flexibility regarding the placement of this disclosure)	<p>Embedding sustainability remains firmly integrated into Tata Consumer Products' growth and transformation agenda. Sustainability, being one of our six strategic pillars, guides our long-term value creation while strengthening business resilience. Our 'For Better Living' agenda continues to evolve, aligned with the Tata Group's Project Aalingana and shaped by stakeholder expectations across geographies.</p> <p>Over time, our Sustainability roadmap has progressed from intent to execution and subsequently to value realisation, with ESG increasingly embedded within our strategies, governance processes and operational decision-making.</p> <p>To translate this commitment into clear accountability, the Company defined time-bound ESG milestones for FY26, aligned with its long-term aspirations for FY2030 and FY2040. The achievement of these FY26 targets during the year reflects sustained leadership focus, strong governance and disciplined execution across the organisation. It affirms the credibility of our commitments and provides a firm foundation as we continue to advance our long-term sustainability agenda.</p> <p>At Tata Consumer Products, we continue to focus on areas where our business can make a meaningful difference at scale. Nutrition remains central to our consumer proposition, reflecting our responsibility as a trusted food and beverage company. During FY 2025–26, 55% of new product launches were focused on health and wellness, as we strengthened efforts around reformulation, sensible choices and transparent communication, while remaining mindful of taste, quality and affordability.</p> <p>Alongside this, environmental stewardship continues to guide our operational priorities as we seek to grow responsibly. We sustained our position as water positive across global operations, maintained carbon neutrality across Scope 1 and Scope 2 emissions, and achieved zero waste to landfill status across manufacturing locations. During the year, we also conducted nature impact assessments at prioritised operations, identified through a TNFD-aligned assessment undertaken in FY25, to strengthen our approach to biodiversity conservation. Together, these outcomes reflect sustained investments in efficiency, renewable energy, circular practices and disciplined execution across our operations.</p> <p>Building on our social quotient, we released our Human Rights Code of Practice in the public domain. The document draws from the Tata Business and Human Rights guidelines and ISO 26000 and has been externally assured for alignment with the international standard. We also continued to focus on responsible sourcing with 100% of our Tetley and Good Earth tea in the international market certified to Rainforest Alliance. In India we sourced about 63% tea certified to the Trustea Sustainability code. We have advanced a structured Supply Chain Sustainability Assessment Framework, aligned with national and international best practices, to enhance supplier ESG performance, improve transparency and build long-term resilience. This approach reinforces our commitment to responsible sourcing and shared value creation across our ecosystem. Our communities give us the opportunity to serve them and bring positive and lasting impact. We continued to pursue that purpose through our dedicated community programmes around our operations. As per independent assessment results, we have been able to cumulatively reach out to 1.69 million beneficiaries till FY25. We have set out a target to increase this number to 2 million by 2030.</p> <p>The strength of our approach has also been reflected in external recognition, with Tata Consumer Products being listed in the DJSI World Best in Class Index. While such recognition is encouraging, our focus remains firmly on the responsibility entrusted to us, to continuously strengthen ESG performance and create enduring value for all our stakeholders. As we move forward, we remain committed to progressing our journey with purpose, discipline and a long-term perspective.</p>								
8. Details of the highest authority responsible for implementation and oversight of the Business Responsibility policy/policies	<p>Mr. Sunil D'Souza Managing Director & CEO</p>								
9. Does the entity have a specified Committee of the Board/ Director responsible for decision making on sustainability related issues? (Yes / No). If yes, provide details.	<p>Yes. The Board's CSR & Sustainability Committee consists of 100% independent Directors for FY 2025-26. This Committee oversees the implementation of ESG strategies and monitors performance to ensure alignment with the interests of the Company's stakeholders. This Committee meets at least twice a year to assess the company's sustainability and CSR performance. Additionally, the Board reviews the Company's Business Responsibility (BR) performance to ensure continuous progress and accountability.</p>								

10. Details of Review of NGRBCs by the Company:

Subject for Review	Indicate whether review was undertaken by Director / Committee of the Board/Any other Committee									Frequency (Annually/ Half yearly/ Quarterly/ Any other – please specify)								
	P1	P2	P3	P4	P5	P6	P7	P8	P9	P1	P2	P3	P4	P5	P6	P7	P8	P9
Performance against above policies and follow up action	Corporate Social Responsibility & Sustainability Committee and Board									Half-yearly								
Compliance with statutory requirements of relevance to the principles, and rectification of any non-compliances	Corporate Social Responsibility & Sustainability Committee and Board									Half-yearly								

	P1	P2	P3	P4	P5	P6	P7	P8	P9
11 Has the entity carried out independent assessment/ evaluation of the working of its policies by an external agency? (Yes/No). If yes, provide name of the agency.	Y*	Y*	Y*	Y*	Y*	Y*	Y*	Y*	Y*

Y*: Yes, BSI Group India Pvt. Ltd has provided a reasonable assurance on BRSR core indicators as mandated by SEBI for FY26.

12. If answer to question (1) above is “No” i.e., not all Principles are covered by a policy, reasons to be stated:

Questions	P1	P2	P3	P4	P5	P6	P7	P8	P9
The entity does not consider the principles material to its business (Yes/No)	Not Applicable								
The entity is not at a stage where it is in a position to formulate and implement the policies on specified principles (Yes/No)	Not Applicable								
The entity does not have the financial or/human and technical resources available for the task (Yes/No)	Not Applicable								
It is planned to be done in the next financial year (Yes/No)	Not Applicable								
Any other reason (please specify)	Not Applicable								



SECTION C: PRINCIPLE WISE PERFORMANCE DISCLOSURE

This section is aimed at helping entities demonstrate their performance in integrating the Principles and Core Elements with key processes and decisions. The information sought is categorized as “Essential” and “Leadership”. While the essential indicators are expected to be disclosed by every entity that is mandated to file this report, the leadership indicators may be voluntarily disclosed by entities which aspire to progress to a higher level in their quest to be socially, environmentally and ethically responsible.

Principle: 1

Businesses should conduct and govern themselves with integrity, and in a manner that is Ethical, Transparent and Accountable.

Essential Indicators

1. Percentage coverage by training and awareness programmes on any of the principles during the financial year:

Segment	Total number of training and awareness programmes held	Topics / principles covered under the training and its impact	Percentages of persons in respective category covered by the awareness programmes
Board of Directors (BoD) 	1	TCOC - Awareness, Complaint Management Process and Consequence Management.	100%
Key Managerial Personnel (KMPs) 	3	TCOC - Awareness, Complaint Management Process and Consequence Management.	100%
		POSH – POSH policy as laid by Govt of India as well as TCPL (Gender neutral). Awareness, Complaint management and Do’s and Don’ts.	100%
Employees other than BoD and KMPs 	55	TCOC - Awareness, Complaint Management Process and Consequence Management.	100%
		POSH – POSH policy as laid by Govt of India as well as TCPL (Gender neutral). Awareness, Complaint management and Do’s and Don’ts.	100%
Workers 	14	TCOC – Awareness, Complaint Management Process and Consequence Management	98%
		POSH – POSH policy as laid by Govt of India as well as TCPL (Gender neutral). Awareness, Complaint management and Do’s and Don’ts.	100%

2. Details of fines / penalties /punishment/ award/ compounding fees/ settlement amount paid in proceedings (by the entity or by directors / KMPs) with regulators/ law enforcement agencies/ judicial institutions, in the financial year, in the following format

Type	NGRBC Principle	Name of the regulatory/ Enforcement agencies/ judicial institutions	Monetary		Has an appeal been preferred? (Yes/No)
			Amount (In INR)	Brief of the Case	
Penalty/ Fine		His Majesty's Revenue and Customs	GBP 1,500	Automatic fine issued for late filing of Employment Related Securities returns	No
		Kenyan Revenue Authority (KRA)	Automatic penalty of KSD 66 (INR 45) for late payment issued by KRA. Payment made on 10 November 2025	In case of Stansand (Africa) Limited, minor underpayment identified and made in error. Payment of Penalty made on 10 th November 2025.	No
		Office of the Deputy Commissioner Jurisdiction : Range - 13, Division - 6, Gujarat, State/UT : Gujarat	20,000	In case of Tata Consumer Products Limited, the adjudicating officer has imposed a penalty of Rs. 20,000/- for Short payment of taxes compared to those declared in Form GSTR 9	No
		Office of the Assisstant Commissioner of Central GST and Central Excise Dindigul II Division, No.5, S I Complex, Race Course Road, Dindigul-624005	2,60,000	In case of Tata Consumer Products Limited, the adjudicating officer has imposed a penalty of Rs. 2,60,000/- for Short payment of taxes under reverse charge mechanism in GSTR 3B as compared to those appearing in Form GSTR 2A	No
		OFFICE OF ASSISTANT COMMISSIONER, JURISDICTION: SECTOR 6 (MOBILE SQUAD-9) - 9, AGRA, STATE/UT: UTTAR PRADESH	1,19,126	In case of Tata Consumer Products Limited, the adjudicating officer has imposed a penalty of Rs. 1,19,126/- for vehicle detained for wrong address updated in ship to location	No
		Office of the Assisstant Commissioner of Central GST and Central Excise Division Kolkata South Commissionerate: West Bengal	1,12,04,614	In case of Tata Consumer Products Limited, the adjudicating officer has imposed a penalty of Rs. 1,12,04,614/- for irregular availment of excess input tax credit	No
		Office of the Deputy Commissioner of State GST Division , Patna Special:Central:Bihar	6,95,872	In case of Tata Consumer Products Limited, the adjudicating officer has imposed a penalty of Rs. 6,95,872/- for irregular availment of excess input tax credit	No
		Assistant Commissioner of Income-tax, Circle 4(1), Kolkata	2,62,08,81,870	The Company received an Assessment Order dated March 31, 2025, under section 143(3) of Income-tax Act, 1961, for the income tax return filed for the financial year 2021-22, wherein certain additions/disallowances with respect to returned income, have been proposed by the Assessing Officer. The demand raised is Rs. 2,62,08,81,870/- (including interest)	Yes

Monetary					
Type	NGRBC Principle	Name of the regulatory/ Enforcement agencies/ judicial institutions	Amount (In INR)	Brief of the Case	Has an appeal been preferred? (Yes/No)
Penalty/ Fine		Centralized Processing Center, Income-tax Department, Bengaluru	2,69,29,49,860	<p>The Company received an Intimation dated 29.12.2025, under section 143(1) of Income-tax Act, 1961 raising the tax demand of Rs. 2,69,29,49,860/- (including interest) pursuant to the modified income tax return filed for the financial year 2018-19. On perusal of the said intimation, it is observed that the said demand is majorly due to non-grant of credit of taxes (advance tax, tax deducted at source, foreign tax credit, dividend distribution tax)</p> <p>The Company has filed an appeal before CIT(A) against the said Intimation. The Company is in receipt of the rectification order dated 16 March 2026 pursuant to which the entire tax demand of Rs. 269 crores has been deleted.</p> <p>The company is in process of withdrawing appeal filed before CIT(A).</p>	Yes
		Assistant Commissioner of Income Tax, Circle - 4(1), Kolkata"	98,03,33,930	The Company has received an Assessment Order dated 13 March 2026 under section 143(3) of Income-tax Act, 1961, for the income tax return filed for the financial year 2022-23, wherein certain additions / disallowances with respect to returned income, have been made by the Assessing Officer. The demand raised is Rs. 98,03,33,930 /- (including interest)	Yes
		Chief Judicial Magistrate, Theni	20,000	Failure to maintain certain employment registers in stipulated format at Theni Factory	No
		Chief Judicial Magistrate, Theni	20,000	Failure to maintain certain employment registers in stipulated format at Theni Factory	No
		Matter pending before ITAT	1,71,83,00,000	The Company has received an Assessment Order dated June 27, 2024, under section 143(3) read with section 144C(13) of Income-tax Act, 1961 wherein certain additions / disallowances have been made to returned income by the Ld. Assessing Officer for FY 19-20. The demand raised is Rs.171.83 crs (including interest) out of which Rs.39.36 crs is paid and stay received for the balance demand. The Company has filed an appeal before Income Tax Appellate Tribunal (ITAT) against the said assessment order.	Yes

Non-Monetary				
Type	NGRBC Principle	Name of the regulatory/ enforcement agencies/ judicial institutions	Brief of the case	Has an appeal been preferred? (Yes/No)
Imprisonment	NIL	NIL	NIL	NIL
Punishment	NIL	NIL	NIL	NIL

3. Of the instances disclosed in Question 2 above, details of the Appeal/ Revision referred in cases where monetary or non-monetary action has been appealed.

S.No.	Case Details	Name of the regulatory/ enforcement agencies/ judicial institutions
1	The Company received an Assessment Order dated March 31, 2025, under section 143(3) of Income-tax Act, 1961, for the income tax return filed for the financial year 2021-22, wherein certain additions/disallowances with respect to returned income, have been proposed by the Assessing Officer. The demand raised is Rs. 2,62,08,81,870/- (including interest)	Sec 246 / 246A of IT tax 1961
2	The Company received an Intimation dated 29.12.2025, under section 143(1) of Income-tax Act, 1961 raising the tax demand of Rs. 2,69,29,49,860/- (including interest) pursuant to the modified income tax return filed for the financial year 2018-19. On perusal of the said intimation, it is observed that the said demand is majorly due to non-grant of credit of taxes (advance tax, tax deducted at source, foreign tax credit, dividend distribution tax) The Company has filed an appeal before CIT(A) against the said Intimation. The Company is in receipt of the rectification order dated 16 March 2026 pursuant to which the entire tax demand of Rs. 269 crores has been deleted. The company is in process of withdrawing appeal filed before CIT(A).	Sec 246 / 246A of IT tax 1961
3	The Company has received an Assessment Order dated 13 March 2026 under section 143(3) of Income-tax Act, 1961, for the income tax return filed for the financial year 2022-23, wherein certain additions / disallowances with respect to returned income, have been made by the Assessing Officer. The demand raised is Rs.98,03,33,930 /- (including interest)	Sec 246 / 246A of IT tax 1961
4	The Company has received an Assessment Order dated June 27, 2024, under section 143(3) read with section 144C(13) of Income-tax Act, 1961 wherein certain additions / disallowances have been made to returned income by the Ld. Assessing Officer for FY 19-20. The demand raised is Rs.171.83 crs (including interest) out of which Rs.39.36 crs is paid and stay received for the balance demand.	Sec 253 of IT Act 1961

4. Does the entity have an anti-corruption or anti-bribery policy? If yes, provide details in brief and if available, provide a web-link to the policy.

Yes. We have a comprehensive Anti-Bribery and Anti-Corruption Policy in place, ensuring transparency and ethical business practices. This policy is readily accessible to all relevant stakeholders at the following link: <https://www.tataconsumer.com/sites/g/files/gfwrlq316/files/2021-10/anti-bribery-and-anti-corruption-policy.pdf>

5. Number of Directors/KMPs/employees/workers against whom disciplinary action was taken by any law enforcement agency for the charges of bribery/ corruption

	FY 2025-26 Current Financial Year	FY 2024-25 Previous Financial Year
Directors	0	0
KMPs	0	0
Employees	0	0
Workers	0	0

6. Details of complaints with regard to conflict of interest:

S.No.	Topic	FY 2025-26		FY 2024-25	
		Current Financial Year		Previous Financial Year	
		Number	Remarks	Number	Remarks
1	Number of complaints received in relation to issues of Conflict of Interest of the Directors	0	Nil	0	Nil
2	Number of complaints received in relation to issues of Conflict of Interest of KMPs	0	Nil	0	Nil

7. Provide details of any corrective action taken or underway on issues related to fines / penalties / action taken by regulators/ law enforcement agencies/ judicial institutions, on cases of corruption and conflicts of interest.

We have a well-defined Conflict of Interest (COI) policy and every employee is expected to give mandatory e-declaration for any potential COI in the beginning of financial year, which is reviewed by the Ethics Redressal Grievance Committee and appropriate mitigation steps taken to avoid any COI. Additionally, all employees are required to complete training on the policy and its various components.

8. Number of days of accounts payables ((Accounts payable *365) / Cost of goods/services procured) in the following format:

	FY 2025-26	FY 2024-25
	Current Financial Year	Previous Financial Year
Number of days of accounts payables	85.6	78.3

9. Openness of business

Provide details of concentration of purchases and sales with trading houses, dealers, and related parties along-with loans and advances & investments, with related parties, in the following format

Parameter	Metrics	FY 2025-26	FY 2024-25
		Current Financial Year	Previous Financial Year
Concentration of Purchases*	a. Purchases from trading houses as % of total purchases	1%	2%
	b. Number of trading houses where purchases are made from	9	10
	c. Purchases from top 10 trading houses as % of total purchases from trading houses	NA	NA
Concentration of Sales [#]	a. Sales to dealers / distributors as % of total sales	49%	52%
	b. Number of dealers / distributors to whom sales are made	7,308	6,837
	c. Sales to top 10 dealers / distributors as % of total sales to dealers / distributor	11%	10%
Share of RPTs in	a. Purchases (Purchases with related parties / Total Purchases)	2%	3%
	b. Sales (Sales to related parties / Total Sales)	2%	2%
	c. Loans & advances (Loans & advances given to related parties / Total loans & advances)	NA	NA
	d. Investments (Investments in related parties / Total Investments made)	NA	20%

*Tea purchases from auction centers are considered as purchases from Trading house

[#]The products are sold to dealers who further distribute the products to retailers. Gross revenue is considered for percentage calculation

Principle: 2

Businesses should provide goods and services in a manner that is sustainable and safe

Essential Indicators

1. Percentage of R&D and capital expenditure (capex) investments in specific technologies to improve the environmental and social impacts of product and processes to total R&D and capex investments made by the entity, respectively.

	FY 2025-26 Current Financial Year	FY 2024-25 Previous Financial Year	Details of improvements in environmental and social impacts
R&D	41%	39%	Driven by evolving consumer needs, we continued to strengthen our portfolio through focused innovation. During the year, we launched 80 new products, with 25 convenience-focused for easy meal preparation, 44 addressing Health & Wellness, and 11 expanding our premiumisation offerings.
Capex	2%	4%	During FY 2025–26, we implemented multiple energy conservation measures across manufacturing units through equipment upgrades, process optimisation, and utility efficiency improvements. These initiatives resulted in reduced electricity and fuel consumption, along with improved operating efficiencies across boilers, compressors, spray dryers, and other utilities. Renewable energy adoption was strengthened through rooftop solar installations and additional solar capacity commissioned across plants and the India PSO network. The initiatives were supported by focused capital investments in energy-efficient equipment, reinforcing our commitment to sustainable operations and responsible energy management.

2. a. Does the entity have procedures in place for sustainable sourcing? (Yes/No)

Yes, we are committed to building a sustainable supply chain framework. To achieve this, we have established key policies such as the Supplier Code of Conduct and the Green Procurement Policy. By promoting a collaborative approach, we encourage the adoption of sustainable practices across our value chain. Sustainability remains central to our sourcing strategy for tea, coffee, water, and food products, ensuring a balance between economic, environmental, and social equity throughout production.

As a founding member of the Ethical Tea Partnership (ETP)—a non-profit coalition of tea companies dedicated to improving the lives of tea workers and protecting their environments—we continue to work toward a socially and environmentally responsible tea industry. Our goal is to drive sustainable growth across the entire tea supply chain, from cultivation to consumption, and we have made significant progress toward this vision.

As part of our international business strategy, we have also partnered with the Rainforest Alliance, a global non-profit focused on biodiversity conservation and sustainable livelihoods. This collaboration enables us to address critical sustainability challenges in the tea and coffee industry. In addition, we are proud to be a founding member of the Trustea sustainability code and verification system for the Indian tea sector. TCPL actively procures trustea-certified tea in India, with 63% of our tea in FY 2025-26 being trustea certified. Our commitment to responsible sourcing is further demonstrated through our Starbucks C.A.F.E. Practices certification, which ensures ethical standards in coffee procurement. All our coffee plantations are Rainforest Alliance (RA) certified, and the majority of our tea estates hold both RA and trustea certifications.

As a Sedex member, we uphold the highest standards of responsible sourcing and ethical supply chain management. By leveraging Sedex's tools and services, we work closely with our suppliers to maintain alignment on sustainable operating principles.

Furthermore, as we continue to enhance our food products, we remain dedicated to complying with established food fortification guidelines such as those set by the Food Safety and Standards Authority of India (FSSAI) and the Recommended Dietary Intake (RDI). We expect our suppliers to adhere to these guidelines as well. We are committed to preserving the natural integrity and nutritional value of our unpolished pulses and spices, ensuring they retain their essential oils and health benefits.

b. If yes, what percentage of inputs were sourced sustainably?

We have implemented structured procedures to ensure sustainable sourcing across our operations. All our packaging vendors comply with defined sourcing standards, which are clearly outlined in our purchase order terms and contracts and specify our social, ethical, and environmental expectations.

In FY26, 63% of our tea sourced in India came from Trustea-certified sources, reinforcing our commitment to responsible sourcing practices. Additionally, our Tetley and Good Earth teas in the UK are 100% Rainforest Alliance (RA) certified.

In India, the majority of our tea plantations are certified under Trustea and Rainforest Alliance (RA), while all our coffee plantations hold Rainforest Alliance (RA) certification. Furthermore, over 4,000 small coffee growers in our supply chain are certified under Starbucks' Coffee and Farmer Equity (C.A.F.E.) Practices.

3. Describe the processes in place to safely reclaim your products for reusing, recycling, and disposing at the end of life, for (a) Plastics (including packaging) (b) E-waste (c) Hazardous waste and (d) other waste.

We prioritise the safe and responsible disposal of waste, both hazardous and non-hazardous, across all our manufacturing facilities. Our waste management procedures are meticulously designed to comply with applicable state regulations, ensuring adherence at every stage of the disposal process. For the effective management of hazardous waste, we collaborate exclusively with authorized recyclers approved by the State Pollution Control Boards.

As a founder member of the India Plastics Pact, we place strong emphasis on reclaiming packaging materials after consumer use. Through partnerships with designated and authorized waste recyclers, we enable the collection, reprocessing, and responsible disposal of packaging waste. Additionally, we have fully complied with the Extended Producer Responsibility (EPR) mandate, achieving 100% compliance with all regulatory requirements during the fiscal year.

4. Whether Extended Producer Responsibility (EPR) is applicable to the entity's activities (Yes / No).

If yes, whether the waste collection plan is in line with the Extended Producer Responsibility (EPR) plan submitted to Pollution Control Boards? If not, provide steps taken to address the same.

Yes, Extended Producer Responsibility (EPR) is applicable to our operations, and we remain diligent in ensuring that all waste is managed responsibly. We work exclusively with authorized vendors who recycle or repurpose waste materials, thereby minimizing landfill disposal. As a significant environmental achievement, all our beverage production facilities in India continue to maintain zero waste to landfill status. In line with India's Plastic Waste Management Rules, our EPR Plan commits to the collection and recycling of 100% of our plastic packaging waste, in full compliance with the standards prescribed by the Central Pollution Control Board.

Principle: 3

Businesses should respect and promote the well-being of all employees, including those in their value chains

Essential Indicators

1. a. Details of measures for the well-being of employees.

Category	% of employees covered by										
	Total (A)	Health insurance		Accident insurance		Maternity benefits		Paternity Benefits		Day Care facilities	
		No.(B)	% (B/ A)	No. (C)	% (C/A)	No.(D)	% (D/A)	No.(E)	% (E/ A)	No. (F)	% (F/ A)
Permanent employees											
Male	2876	2876	100	2876	100	-	-	2876	100	-	-
Female	588	588	100	588	100	588	100	-	-	588	100
Total	3464	3464	100	3464	100	588	17	2876	83	588	17
Other than Permanent employees											
Male	-	-	-	-	-	-	-	-	-	-	-
Female	-	-	-	-	-	-	-	-	-	-	-
Total	-	-	-	-	-	-	-	-	-	-	-

b. Details of measures for the well-being of workers:

Category	% of workers covered by										
	Total (A)	Health insurance		Accident insurance		Maternity benefits		Paternity Benefits		Day Care facilities	
		No.(B)	% (B/ A)	No. (C)	% (C/A)	No.(D)	% (D/A)	No.(E)	% (E/ A)	No. (F)	% (F/ A)
Permanent workers											
Male	4053	4053	100	4053	100	-	-	-	-	-	-
Female	3716	3716	100	3716	100	3716	100	-	-	-	-
Total	7769	7769	100	7769	100	3716	48	-	-	-	-
Other than Permanent workers											
Male	-	-	-	-	-	-	-	-	-	-	-
Female	-	-	-	-	-	-	-	-	-	-	-
Total	-	-	-	-	-	-	-	-	-	-	-

c. Spending on measures towards well-being of employees and workers (including permanent and other than permanent) in the following format

	FY 2025-26 Current Financial Year	FY 2024-25 Previous Financial Year
Cost incurred on wellbeing measures as a % of total revenue of the company.	0.4%	0.4%

2. Details of retirement benefits.

Benefits	FY 2025-26 Current Financial Year			FY 2024-25 Previous Financial Year		
	No. of employees covered as a % of total employees	No. of workers covered as a % of total workers	Deducted and deposited with the authority (Y/N/N.A.)	No. of employees covered as a % of total employees	No. of workers Covered as a % of total workers	Deducted and deposited with the authority (Y/N/N.A.)
PF	100%	100%	Yes	100%	100%	Yes
Gratuity	100%	100%	Yes	100%	100%	Yes
ESI	0.2%	99.8%	Yes	0.3%	99.7%	Yes
Other	-	-	-	-	-	-

3. Accessibility of workplaces

Are the premises / offices of the entity accessible to differently abled employees and workers, as per the requirements of the Rights of Persons with Disabilities Act, 2016? If not, whether any steps are being taken by the entity in this regard.

Yes, our premises and offices are accessible to differently abled employees and workers, in compliance with the requirements of the Rights of Persons with Disabilities Act, 2016. We value employee feedback in identifying and addressing mobility-related challenges faced by persons with disabilities.

Moving beyond consultation, we have implemented tangible infrastructure improvements, including sidewalks equipped with ramps and handrails, to ensure ease of movement for individuals requiring assistance. The entrance to our factory floor is designed to be seamlessly accessible from the road, enabling smooth and barrier-free navigation for persons with disabilities.

For employees with visual impairments, we have introduced supportive infrastructure such as specialized stands and customized setups to enhance system accessibility and usability. These measures enable individuals to perform their tasks efficiently and with greater ease.

Our Pullivasal Packaging Centre in Munnar exemplifies our commitment to inclusivity. The facility has been thoughtfully designed, with roles and layouts tailored to accommodate a range of disabilities, ensuring that our approach is inclusive and responsive to the unique needs of every individual.

4. Does the entity have an equal opportunity policy as per the Rights of Persons with Disabilities Act, 2016? If so, provide a web-link to the policy.

Yes, Our commitment to equal opportunity is firmly grounded in the Tata Code of Conduct (TCoC), which reflects our dedication to fostering a diverse and inclusive workplace. We maintain a zero-tolerance stance toward discrimination of any kind, including discrimination based on race, caste, religion, colour, ancestry, marital status, gender, sexual orientation, age, nationality, ethnic origin, disability, or any other category protected under applicable law.

To further strengthen this commitment, we have implemented a Business and Human Rights Policy that reinforces our organisational values and promotes a culture where every individual is respected and valued for their unique contributions. This policy is publicly available for review at the following link: [Business and Human Rights Policy](#).

For a comprehensive overview of our ethical business practices and continued commitment to inclusivity, please refer to the Employee section under Equal Opportunity Employer in the Tata Code of Conduct, accessible here: [Tata Code of Conduct](#).

5. Return to work and Retention rates of permanent employees and workers that took parental leave.

Gender	Permanent employees		Permanent workers	
	Return to work rate	Retention Rate	Return to work rate	Retention Rate
Male	100%	100%	*	*
Female	90%	100%	#	100%
Total	99%	100%	#	100%

*Benefit not available

#Benefit not availed during the year FY 2025-26

6. Is there a mechanism available to receive and redress grievances for the following categories of employees and workers? If yes, give details of the mechanism in brief.

	Yes/No	(If Yes, then give details of the mechanism in brief)
Permanent Employees	Yes	We have implemented a strong system to address any concerns promptly and effectively. All employees, whether permanent or non-permanent, have clear channels to raise their grievances either directly with their line manager or through our dedicated HR SPOC (Single Point of Contact). When a grievance is brought to our attention, we engage directly with the employee to fully grasp the nature of the concern and identify potential resolutions. Our aim is to address each issue thoroughly and promptly, with the intent of nurturing a work environment that is both supportive and favourable for everyone
Other than Permanent Employees	Yes	For our permanent workers, our grievance redressal mechanism includes a process through which workers can voice their concerns or grievances via their Workmen Representatives/ Unions. We actively participate in joint meetings with these representatives to address the grievances raised, ensuring timely and transparent feedback on the status of each issue. This collaborative approach highlights our commitment to maintaining open communication and resolving concerns effectively, contributing to a harmonious and productive work environment.
Permanent Workers	Yes	For non-permanent workers, we have established a dedicated grievance redressal mechanism to ensure that the concerns of workers employed through contractors are heard and addressed. Through this system, contractors are empowered to raise grievances on behalf of their employees. We facilitate joint meetings with contractors to thoroughly assess and resolve any issues that arise. Additionally, we mandate contractors to provide regular updates on the status of grievances, ensuring transparency and keeping all parties informed about the progress in resolving concerns. This approach reinforces our commitment to maintaining a fair and supportive work environment for everyone involved in our operations.
Other than Permanent Workers	Yes	For non-permanent workers, we have established a dedicated grievance redressal mechanism to ensure that the concerns of workers employed through contractors are heard and addressed. Through this system, contractors are empowered to raise grievances on behalf of their employees. We facilitate joint meetings with contractors to thoroughly assess and resolve any issues that arise. Additionally, we mandate contractors to provide regular updates on the status of grievances, ensuring transparency and keeping all parties informed about the progress in resolving concerns. This approach reinforces our commitment to maintaining a fair and supportive work environment for everyone involved in our operations.

We implement an open-door policy to promote transparent communication and effectively address employee concerns at facilities where unions are not operational. Employees are encouraged to raise issues through clearly identified and well-communicated points of contact, including floor supervisors, welfare officers, or directly with the unit head. We strive to maintain a supportive and responsive work environment where employees feel empowered to voice their concerns and actively contribute to enhancing overall workplace well-being.

In line with the provisions of the Prevention of Sexual Harassment (POSH) Act, we have established Internal Committees (ICs) at each regional and unit level. These committees are staffed by well-trained and approachable members and are accessible to all employees and workers. Accordingly, all complaints are addressed by dedicated ethics and compliance personnel through clearly defined grievance-reporting channels, as outlined in Section A, Question 25.

7. Membership of employees and worker in association(s) or Unions recognized by the listed entity:

Category	FY 2025-26 Current Financial Year			FY 2024-25 Previous Financial Year		
	Total employees / workers in respective category (A)	No. of employees / workers in respective category, who are part of association(s) or Union (B)	% (B/A)	Total employees / workers in respective category (C)	No. of employees / workers in respective category, who are part of association(s) or Union (D)	% (D/C)
Total Permanent Employees	3464	0	0%	2985	0	0%
Male	2876	0	0%	2457	0	0%
Female	588	0	0%	510	0	0%
Total Permanent Workers	7769	7713	99%	7610	7294	96%
Male	4053	4010	99%	3876	3570	92%
Female	3716	3703	100%	3734	3724	100%

8. Details of training given to employees and workers:

Category	FY 2025-26 Current Financial Year					FY 2024-25 Previous Financial Year				
	Total (A)	On Health and safety measures*		On Skill upgradation		Total (D)	On Health and safety measures		On Skill upgradation	
		No. (B)	% (B/A)	No. (C)	% (C/A)		No. (E)	% (E/D)	No. (F)	% (F/D)
Permanent Employees										
Male	2876	2876	100%	1345	47%	2457	2457	100%	1166	47%
Female	588	588	100%	324	55%	510	510	100%	180	35%
Total	3464	3464	100%	1669	48%	2967	2967	100%	1346	45%
Permanent Worker										
Male	4053	4053	100%	3648	90%	3876	3876	100%	1667	43%
Female	3716	3716	100%	3344	90%	3734	3734	100%	1843	49%
Total	7769	7769	100%	6992	90%	7610	7610	100%	3510	46%

*We are committed to providing comprehensive safety training to all individuals involved in our operations, including employees, contractors, and visitors. This training includes induction sessions, mock drills, and various capacity-building activities. By offering these initiatives to 100% of our workforce and visitors, we emphasise a strong culture of safety and preparedness across the organisation. This commitment reflects our dedication to safeguarding the well-being of everyone involved in our operations and fostering a safe and secure working environment for all. For more details, please refer to the 'Cultivating a Strong Culture of Safety' section of this report.

9. Details of performance and career development reviews of employees and worker:

Category	FY 2025-26 Current Financial Year			FY 2024-25 Previous Financial Year		
	Total (A)	No. (B)	% (B/A)	Total (C)	No. (D)	% (D/C)
Permanent Employees						
Male	2876	2876	100%	2457	2457	100%
Female	588	588	100%	510	510	100%
Total	3464	3464	100%	2967	2967	100%
Permanent Workers						
Male	4053	4053	100%	3876	3876	100%
Female	3716	3716	100%	3734	3734	100%
Total	7769	7769	100%	7610	7610	100%

10. Health and safety management system:

- a. Whether an occupational health and safety management system has been implemented by the entity? (Yes/ No). If yes, what is the coverage of such a system?

Yes, the company has implemented a health and safety management system across all TCP entities globally except plantations.

- b. What are the processes used to identify work-related hazards and assess risks on a routine and non-routine basis by the entity?

TCP follows a structured and comprehensive approach to identifying work-related hazards and assessing risks for both routine and non-routine activities across its operations. The key processes employed are outlined below:

Unified Risk Assessment Process: A standardized risk assessment process is implemented across all work locations. Potential work-related hazards are systematically identified and mapped to routine activities. The associated risks are evaluated and categorized as High, Medium, Low, or Significant. All assessments are digitized, enabling easy access, tracking, and reference.

Assessment of Non-Routine Activities: Hazards related to non-routine activities are identified and assessed during the planning stage. This process is jointly conducted by the Operations team and the Health & Safety team, with regular weekly reviews to ensure timely identification and effective mitigation of potential risks.

Job Safety Analysis (JSA) and Permit-to-Work System: For all non-routine activities, a Job Safety Analysis (JSA) is carried out, and work is permitted only after compliance with the permit-to-work system. These measures ensure that potential hazards are identified in advance and appropriate precautions are implemented prior to the commencement of work.

Hierarchy of Risk Control Measures: TCP applies a hierarchy of risk control measures to identify the most effective methods for mitigating risks. This includes conducting Job Safety Analysis (JSA) and Job Hazard Analysis (JHA) to eliminate or reduce identified hazards.

Implementation of Control Measures: Based on the identified risks and selected control measures, Operational Control Procedures are developed and implemented. Regular safety talks and Health & Safety (H&S) time-outs are conducted to communicate control measures to workers and reinforce adherence to established safety protocols.

Through these systematic processes, TCP ensures a robust and proactive approach to hazard identification, risk assessment, and risk control, fostering a safe and healthy working environment for all employees.

c. Whether you have processes for workers to report the work-related hazards and to remove themselves from such risks.

Our organisation has established comprehensive processes to enable workers to report work-related hazards and to safely remove themselves from situations involving potential risk. Proactive hazard reporting is a fundamental element of our health and safety management system. We maintain entry records capturing Unsafe Acts, Unsafe Conditions, Safe Acts, and Near-Miss incidents, all of which are promptly reviewed and addressed to prevent recurrence.

To encourage consistent and proactive reporting, multiple channels are available to workers, including hazard reporting slips, QR-code-based reporting, documentation during toolbox talks, and informal interactions with supervisors and safety personnel. In addition, regular rewards and recognition programmes are conducted across all operational sites to reinforce proactive safety behaviour.

Employees are also empowered to withdraw from work situations they believe pose an imminent risk to their health and safety. This is supported by clearly defined protocols that guide employees to immediately notify their supervisor or safety representative and relocate to a safe area.

Through these measures, we strive to cultivate a strong safety culture and ensure a secure and healthy working environment for all employees.

d. Do the employees/ workers of the entity have access to non-occupational medical and healthcare services?

Yes. TCP employees have access to health and wellbeing services through a comprehensive medical coverage.

In addition to a dedicated hospital in Munnar, employees at other locations are covered by medical insurance and/ESI for themselves and their families.

11. Details of safety related incidents, in the following format:

Safety Incident/Number	Category	FY 2025-26	FY 2024-25
		Current Financial Year	Previous Financial Year
Lost Time Injury Frequency Rate (LTIFR) (per one million-person hours worked)	Employees	0.55	1.64
	Workers	1.49	1.37
Total recordable work-related injuries	Employees	6	22
	Workers	11	13
No. of fatalities	Employees	0	0
	Workers	4	1
High consequence work-related injury or ill-health (excluding fatalities)	Employees	6	5
	Workers	2	1

12. Describe the measures taken by the entity to ensure a safe and healthy workplace.

We have established a comprehensive set of protocols to ensure a safe, healthy, and secure workplace for all employees. These protocols are articulated in our Safety, Health & Wellbeing Policy, which is endorsed and signed by the Managing Director & CEO, underscoring the organisation's strong commitment to employee safety and well-being. Responsibility for the effective implementation of these health and safety measures rests with the respective country heads, who oversee execution within their areas of operation.

In FY 2025-26, we achieved 100% ISO 45001 Health & Safety Management System certification excluding RTD and plantation.

To monitor and continuously improve health and safety performance, we set annual key performance indicators (KPIs) encompassing both lagging indicators, such as zero fatalities and reductions in Lost Time Injury Frequency Rate (LTIFR), and leading indicators, including safety reporting, training participation, and safety compliance audit scores. Senior management conducts monthly reviews of health and safety performance through structured discussions, ensuring sustained leadership oversight. Safety committee meetings are also held monthly at all operational sites to reinforce compliance with established safety protocols.

Our comprehensive safety programme includes regular workplace inspections, monthly and quarterly safety walk-through audits conducted by cross-functional teams, employee training on safety protocols, hazard identification and risk assessments, management of change controls, and the provision of appropriate personal protective equipment to mitigate workplace hazards. A dedicated safety committee continuously monitors and enhances safety practices, fostering a strong culture of health and safety across the organisation.

To promote cross-site learning and horizontal deployment, Safety Alerts are shared across all operational units. In addition, Monthly Safety Snippets and Health & Safety (H&S) time-outs are conducted to disseminate safety-related information, strengthen awareness, and reinforce safe behaviors.

Together, these initiatives reflect our proactive approach to safeguarding employee well-being and maintaining a robust culture of safety across all operations.

Further details are available in the “Cultivating a Strong Culture of Safety” section of this report.

13. Number of complaints on the following made by employees and workers

	FY 2025-26 Current Financial Year			FY 2024-25 Previous Financial Year		
	Filed during the year	Pending resolution at the end of year	Remarks	Filed during the year	Pending resolution at the end of year	Remarks
Working Conditions	0	0	Nil	0	0	Nil
Health & Safety	0	0	Nil	0	0	Nil

14. Assessments for the year

	% of your plants and offices that were assessed (by entity or statutory authorities or third parties)
Health and safety practices	<p>Throughout the year, third-party evaluations and internal cross-functional team assessments are conducted to audit health and safety practices across all locations globally.</p> <p>100% of locations were covered through third-party evaluations and internal cross-functional team assessments, ensuring a thorough H&S Management system assessment</p>
Working Conditions	<p>Throughout the year, workplace assessments on health and safety practices are being conducted by both a third-party and an internal cross-functional teams across all locations globally. These controls include various measures such as risk registers, Standard Operating Procedures (SOPs) and Operational Control Procedures (OCPs), checklists, manuals, review systems, and other related tools. To maintain the effectiveness of these measures, they are reviewed periodically to ensure adherence.</p> <p>100% of locations conducted by both third-party evaluations and internal cross-functional team assessments, ensuring a thorough H&S Management system assessment.</p>

15. Provide details of any corrective action taken or underway to address safety-related incidents (if any) and on significant risks / concerns arising from assessments of health & safety practices and working conditions.

Throughout the year, all major and minor safety-related incidents were thoroughly investigated, and appropriate corrective actions were implemented. Regular assessments of health and safety practices and working conditions led to the identification of several concerns, which were promptly addressed through corrective measures. These actions were

systematically tracked using a Corrective and Preventive Action (CAPA) tracker to ensure timely closure and effective horizontal deployment across all locations.

Recognizing the heightened risk of hand injuries—particularly within operational sites due to the extensive use of packing machines—we have strengthened our processes to mitigate these risks. Measures include the implementation of machine-guarding compliance assurance protocols during the design phase, along with routine inspections to verify ongoing compliance.

To ensure robust adherence to safety standards, we have incorporated engineering control interlocks, conducted operator briefings, delivered targeted personnel training, and reinforced awareness through safety initiatives, toolbox talks, and regular Health & Safety (H&S) time-outs.

Principle: 4

Businesses should respect the interests of and be responsive to all its stakeholders.


Essential Indicators

1. Describe the processes for identifying key stakeholder groups of the entity.

The identification of key stakeholder groups is a collaborative process involving business teams and management, with oversight from the CSR and Sustainability Committee of the Board. Stakeholders are assessed based on their influence and impact, enabling the prioritisation of material topics and focused engagement.

During the year, the Company conducted a double materiality assessment, engaging with key stakeholder groups including employees, value chain partners, investors, communities, media, and assurance and advisory firms, with oversight from management and the CSR and Sustainability Committee of the Board to identify and prioritise material ESG topics. We regularly monitor and review stakeholder expectations to ensure our operations remain aligned with their needs, allowing us to adjust and improve our engagement approach as required.

2. List stakeholder groups identified as key for your entity and the frequency of engagement with each stakeholder group.

Stakeholder Group	Whether identified as Vulnerable & Marginalized Group (Yes/No)	Channels of communication (Email, SMS, Newspaper, Pamphlets, Advertisement, Community Meetings, Notice Board, Website), Other	Frequency of engagement (Annually/ Half yearly/ Quarterly / others – please specify)	Purpose and scope of engagement including key topics and concerns raised during such engagement
 Employees	No	<ul style="list-style-type: none"> Company-wide employee engagement surveys Developed informative and up-to-date employee communication channels Arranged regular interactions with the C-suite, Town halls, One-on-one performance Reviews Various learning and development initiatives (Worker level L&D initiatives are in the local language, where applicable) 	Continuous	Our people, their ideas, and passion propel our company forward, bringing our ambitions to life. Expectations they harbor : <ul style="list-style-type: none"> Health, safety and wellbeing Growth through learning and development opportunities Sense of belonging and purpose Diversity and inclusion

Stakeholder Group	Whether identified as Vulnerable & Marginalized Group (Yes/No)	Channels of communication (Email, SMS, Newspaper, Pamphlets, Advertisement, Community Meetings, Notice Board, Website), Other	Frequency of engagement (Annually/ Half yearly/ Quarterly / others – please specify)	Purpose and scope of engagement including key topics and concerns raised during such engagement
 Consumers	No	<ul style="list-style-type: none"> • Focused Group Discussions • Digital Platforms • Market Outreach (TV commercials, newspaper ads and pamphlets are in the local language, where applicable) 	Continuous	<p>Adapting to consumer needs, delivering quality products, and expanding our base drives success and growth.</p> <p>Expectations they harbor:</p> <ul style="list-style-type: none"> • A mix of tasty and healthy products • Convenience • Responsible and inclusive marketing • Sustainability credentials • Value for money
 Communities	Yes	<p>Community investment programmes like Early Childhood Development Programme, Project Jalodari, promoting special education and vocational skills for the differently abled, promoting gender equality and empowering women and adolescent girls, Supporting Cancer affected children, Rural Development and affordable health care among others.</p> <p>Collaborations and partnerships with Ethical Tea Partnership, Trustea, India Plastics Pact</p> <p>Volunteering activities (All our implementation partners are well versed in the local language of the region and engage with the beneficiaries in the same)</p>	Continuous; Annual Impact Assessment	<p>We are committed to making continuous efforts to build resilient communities.</p> <p>Expectations they harbor:</p> <ul style="list-style-type: none"> • Reducing operational footprint • Responsible use of natural resources • Opportunities for employment and skill development • Improved access to basic needs, including water, sanitation, and hygiene

Stakeholder Group	Whether identified as Vulnerable & Marginalized Group (Yes/No)	Channels of communication (Email, SMS, Newspaper, Pamphlets, Advertisement, Community Meetings, Notice Board, Website), Other	Frequency of engagement (Annually/ Half yearly/ Quarterly / others – please specify)	Purpose and scope of engagement including key topics and concerns raised during such engagement
 Government and regulatory bodies	No	<ul style="list-style-type: none"> Contributed to a resilient corporate system by promoting transparency and raising awareness on societal issues Delivered services to meet the education, health, food, and security needs of communities Brought in expert knowledge and experience, empowering the marginalized and encouraging citizen engagement 	Quarterly and Bi-annual, Annual	Strong partnership with overnment and regulators as a responsible corporate can foster positive community change. Expectations they harbour: <ul style="list-style-type: none"> Contribution to national economic and development priorities Model Corporate Behaviour
 Investors	No	<ul style="list-style-type: none"> Annual General Meeting Quarterly Earnings presentation and call Investor relations programme with regular updates on business and financial performance Institutional investor meetings Annual report and stock exchange announcements Shareholder information on website Timely response to shareholder queries 	Continuous	Shareholder support is vital for accessing capital, advancing strategy, and achieving objectives. Expectations they harbour: <ul style="list-style-type: none"> Business strategy and execution Consistency in financial performance and returns Robust information flow, transparency and appropriate disclosures Sound corporate governance
 Supply Chain Partners	No	<ul style="list-style-type: none"> Supplier reviews, audits and dialogues Quality checks and adherence to policies 	Continuous	Maintaining strong ties with farmers, suppliers, and service providers is crucial for seamless operations and meeting consumer expectations. Expectations they harbour: <ul style="list-style-type: none"> Developing mutually Beneficial partnerships Collaborating to realise efficiencies Fair contract and payment terms Joint risk assessment and mitigation

Principle: 5

Businesses should respect and promote human rights

Essential Indicators

- Employees and workers who have been provided training on human rights issues and policy(ies) of the entity, in the following format:

Category	FY 2025-26 Current Financial Year			FY 2024-25 Previous Financial Year		
	Total (A)	No. of employees / workers covered (B)	% (B/A)	Total (C)	No. of employees / workers covered (D)	% (D/C)
Employees						
Permanent	3464	3464	100%	2985	2985	100%
Other than permanent	53	53	100%	9713	9713	100%
Total employees	3517	3517	100%	12698	12698	100%
Workers						
Permanent	7769	7769	100%	7610	7610	100%
Other than permanent	12353	12353	100%	5221	5221	100%
Total employees	20122	20122	100%	12831	12831	100%

Note: Values provided in accordance with the training offered under the Tata Code of Conduct.

- Details of minimum wages paid to employees and workers, in the following format

All employees and workers, regardless of their employment status (permanent or non-permanent), are compensated in accordance with or above the minimum wage requirements as mandated by the laws in each country where we operate.

- Details of remuneration/salary/wages, in the following format:

- Median remuneration / wages:

	Male		Female	
	Number	Median remuneration/ salary/wages of respective category (INR Lakhs)	Number	Median remuneration/ salary/wages of respective category (INR Lakhs)
Board of Directors (BoD)	6	2421.02	1	110.7
Key Managerial Personnel [#]	1	234.25	1	74.09
Employees other than BoD and KMP	2213	13.21	344	20.24
Workers	1285	3.49	712	1.71

Note: The above figures are based on standalone entity

[#]Excludes Two KMPs who form part of the Board.

- Gross wages paid to females as % of total wages paid by the entity, in the following format:

	FY 2025-26 Current Financial Year	FY 2024-25 Previous Financial Year
Gross wages paid to females as % of total wages	17%	17%

Note: The above figures are based on standalone entity

4. Do you have a focal point (Individual/ Committee) responsible for addressing human rights impacts or issues caused or contributed to by the business? (Yes/No)

At Tata Consumer Products, respect for human rights is an integral part of our business approach. We work to identify, address, and mitigate human rights risks in line with our Business and Human Rights Policy, which is aligned with the Tata Code of Conduct and informed by the Universal Declaration of Human Rights, the ILO Declaration on Fundamental Principles and Rights at Work, and the United Nations Guiding Principles on Business and Human Rights.

In accordance with this policy, we have established an APEX Committee to support effective governance and implementation. The APEX Committee, chaired by the Managing Director & CEO, oversees policy compliance and the integration of human rights considerations into the company’s overall strategy. The committee operates with defined roles, responsibilities, key metrics, and a governance structure applicable across the organisation.

The Business & Human Rights Working Committee, chaired by the Global General Counsel, oversees the implementation of the sustainability plan and supports consistent application of the Business and Human Rights policy across the organisation by coordinating efforts among relevant working groups. This governance structure supports the integration of human rights principles into our operations.

5. Describe the internal mechanisms in place to redress grievances related to human rights issues.

The Tata Code of Conduct provides a framework for ethical business practices and sets standards for integrity and responsibility across our operations. In accordance with this framework, all stakeholders—including employees and business partners—are required to report any suspected or actual violations of the Code, company policies, or applicable laws, supporting transparency and accountability. To facilitate reporting, we have established an Ethics & Compliance Helpline that offers a confidential channel for raising concerns. All complaints received are reviewed and investigated by designated ethics and compliance personnel, and appropriate action is taken where violations are identified. This commitment to transparency, confidentiality, and fairness highlights TCPL’s dedication to upholding ethical standards and accountability.

Complaints are managed through clearly defined grievance-reporting channels, as outlined in Section A, Question 25, ensuring consistent handling and oversight.

6. Number of Complaints on the following made by employees and workers:

	FY 2025-26 Current Financial Year			FY 2024-25 Previous Financial Year		
	Filed during the year	Pending Resolution at the end of year	Remarks	Filed during the year	Pending Resolution at the end of year	Remarks
Sexual Harassment	11	2	Both the cases will be closed within defined timeline.	9	0	Nil
Discrimination at workplace	0	0	Nil	0	0	Nil
Child Labour	0	0	Nil	0	0	Nil
Forced Labour/ Involuntary Labour	0	0	Nil	0	0	Nil
Wages	0	0	Nil	0	0	Nil
Other human rights related issues	0	0	Nil	0	0	Nil

7. Complaints filed under the Sexual Harassment of Women at Workplace (Prevention, Prohibition and Redressal) Act, 2013, in the following format:

	FY 2025-26 Current Financial Year	FY 2024-25 Previous Financial Year
Total Complaints reported under Sexual Harassment on of Women at Workplace (Prevention, Prohibition and Redressal) Act, 2013 (POSH)	11	9
Complaints on POSH as a % of female employees / workers	0.05%	0.09%
Complaints on POSH upheld	4	5

8. Mechanisms to prevent adverse consequences to the complainant in discrimination and harassment cases.

To protect complainants from adverse consequences in cases of discrimination or harassment, we place strong emphasis on comprehensive training for members of the POSH (Prevention of Sexual Harassment) framework, with particular focus on maintaining confidentiality. We enforce a strict non-retaliation policy that prohibits any adverse action against individuals who report concerns in good faith. Any violation of this policy is addressed through appropriate disciplinary action.

To support a safe reporting environment and prevent retaliation, we conduct regular training and sensitisation programmes for members of the POSH Committee and Ethics Committee. Where required, complainants may also request measures such as a change in team or location, or extended leave.

All complaints are managed by designated ethics and compliance personnel through clearly defined grievance-reporting channels, as outlined in Section A, Question 25.

9. Do human rights requirements form part of your business agreements and contracts? (Yes/No)

We have included a Human Rights clause in all supplier agreements to address key areas such as forced labour, child labour, discrimination, working hours, wages, and disciplinary practices. Suppliers are required to establish and implement ethical and human rights policies, along with appropriate procedures to address any identified non-compliance.

In addition, the Supplier Code of Conduct forms an integral part of all supplier contracts. This Code covers human rights, labour standards, and workplace standards, supporting the consistent application of ethical business practices across our supply chain.

10. Assessments of the year

	% of your plants and offices that were assessed (by entity or statutory authorities or third parties)
Child labour	100%
Forced/involuntary labour	100%
Sexual harassment	100%
Discrimination at workplace	100%
Wages	100%

All our locations on monthly basis submit Compliance Certificate which is documented in Legatix and compiled and presented to the board every quarter.

11. Provide details of any corrective actions taken or underway to address significant risks / concerns arising from the assessments at Question 9 above.

There were no significant risks / concerns arising from the above assessments.

Principle: 6

Businesses should respect and make efforts to protect and restore the environment

Essential Indicators

1. **Employees and workers who have been provided training on human rights issues and policy(ies) of the entity, in the following format:**

Parameter	In Giga Joules	
	FY 2025-26 Current Financial Year	FY 2024-25 Previous Financial Year
From renewable sources		
Total electricity consumption (A)	102516	114812
Total fuel consumption (B)	1126139	860147
Energy consumption through other sources (C)	0	0
Total energy consumed from renewable sources (A+B+C)	1228655	974959
From non-renewable sources		
Total electricity consumption (D)	442677	366909
Total fuel consumption (E)	951462	526691
Energy consumption through other sources (F)	0	0
Total energy consumed from non-renewable sources (D+E+F)	1394139	893600
Total energy consumed (A+B+C+D+E+F)	2622794	1868559
Energy intensity per rupee of turnover (Total energy consumed / Revenue from operations) (GJ/Cr. Rs)	129.26	106.06
Energy intensity per rupee of turnover adjusted for Purchasing Power Parity (PPP) (Total energy consumed / Revenue from operations adjusted for PPP) (GJ/million USD)	289.55	219.12
Energy intensity in terms of physical output (GJ/MT)	0.86	0.84
Energy intensity (optional) – the relevant metric may be selected by the entity	-	-

Note: Indicate if any independent assessment/ evaluation/assurance has been carried out by an external agency? (Y/N) If yes, name of the external agency.

Yes. The energy consumption data and energy intensity data are audited and verified by British Standards Institution (BSI) as part of 'Reasonable Assurance' for the BRSR

2. **Does the entity have any sites / facilities identified as designated consumers (DCs) under the Performance, Achieve and Trade (PAT) Scheme of the Government of India? (Y/N) If yes, disclose whether targets set under the PAT scheme have been achieved. In case targets have not been achieved, provide the remedial action taken, if any.**

TCPL operates in a sector that does not fall under the classification of designated consumers (DCs), and as such, none of its sites are included in the Performance, Achieve, and Trade (PAT) scheme.

3. Provide details of the following disclosures related to water, in the following format:

Parameter	FY 2025-26 Current Financial Year	FY 2024-25 Previous Financial Year
Water withdrawal by source (in kilolitres)		
(i) Surface water	318324	330121
(ii) Groundwater	2339255	2838017
(iii) Third party water (Municipal water supplies)	501541	847479
(iv) Seawater / desalinated water	0	0
(v) Others (Harvested Rainwater)	4071796	2517100
Total volume of water withdrawal (in kiloliters) (i + ii + iii + iv + v)	7230916	6532717
Total volume of water consumption (in kiloliters)	7230916	6532755
Water intensity per rupee of turnover (Total water consumption / Revenue from operations) (KL/Cr. INR)	356.37	370.79
Water intensity per rupee of turnover adjusted for Purchasing Power Parity (PPP) (Total water consumption / Revenue from operations adjusted for PPP) (KL/million USD)	798.27	766.06
Water intensity in terms of physical output (KL/MT)	2.36	2.95
Water intensity (optional) – the relevant metric may be selected by the entity	-	-

* The harvested rainwater is mentioned in 'Others' category

Note: Indicate if any independent assessment/ evaluation/assurance has been carried out by an external agency? (Y/N) If yes, name of the external agency

Yes. BSI Group India Pvt. Ltd has conducted an independent assurance

4. Provide the following details related to water discharged:

Parameter	FY 2025-26 Current Financial Year	FY 2024-25 Previous Financial Year
Water discharge by destination and level of treatment (in kilo liters)		
(i) To Surface water		
- No treatment	0	0
- With treatment – please specify level of treatment	0	197
(ii) To Groundwater		
- No treatment	0	5632
- With treatment – please specify level of treatment	0	0
(iii) To Seawater		
- No treatment	0	0
- With treatment – please specify level of treatment	0	0
(iv) Sent to third parties		
- No treatment (Water sent for treatment to Central Effluent Treatment Plant) *	13498	2356
- With treatment – please specify level of treatment	0	0
(v) Others		
- No treatment	0	30
- With treatment – Tertiary treatment	23520	24917
Total water discharged (in kilo liters)	37019	33132

Note: Indicate if any independent assessment/ evaluation/assurance has been carried out by an external agency? (Y/N) If yes, name of the external agency

Yes. BSI Group India Pvt. Ltd has conducted an independent assurance.

5. Has the entity implemented a mechanism for Zero Liquid Discharge? If yes, provide details of its coverage and implementation.

No. Some manufacturing units treat their wastewater internally using sewage treatment plants (STPs). This treated water is then recycled and used for landscaping and irrigation purposes.

6. Please provide details of air emissions (other than GHG emissions) by the entity, in the following format *:

Parameter	Please specify unit	FY 2025-26	FY 2024-25
		Current Financial Year	Previous Financial Year
NOx	MT	449	418
SOx	MT	27	34
Particulate matter (PM)	MT	162	161
Persistent organic pollutants (POP)	NA	NA	NA
Volatile organic compounds (VOC)	NA	NA	NA
Hazardous air pollutants (HAP)	NA	NA	NA

Note: Indicate if any independent assessment/ evaluation/assurance has been carried out by an external agency? (Y/N) If yes, name of the external agency.

Yes. BSI Group India Pvt. Ltd has conducted an independent assurance ('Reasonable Assurance' for the BRSR).

7. Provide details of greenhouse gas emissions (Scope 1 and Scope 2 emissions) & its intensity, in the following format:

Parameter	Unit	FY 2025-26	FY 2024-25
		Current Financial Year	Previous Financial Year
Total Scope 1 emissions* (Break-up of the GHG into CO ₂ , CH ₄ , N ₂ O, HFCs, PFCs, SF ₆ , NF ₃ , if available)	Metric tons of CO ₂ equivalent	79331	64943
Total Scope 2 emissions (Break-up of the GHG into CO ₂ , CH ₄ , N ₂ O, HFCs, PFCs, SF ₆ , NF ₃ , if available)	Metric tons of CO ₂ equivalent	87327	71211
Total Scope 1 and Scope 2 emissions	Metric tons of CO ₂ equivalent	166658	136154
Total Scope 1 and Scope 2 emission intensity per rupee of turnover (Total Scope 1 and Scope 2 GHG emissions / Revenue from operations)	Metric tons of CO ₂ equivalent/ turnover in crores	8.21	7.73
Total Scope 1 and Scope 2 emission intensity per rupee of turnover adjusted for Purchasing Power Parity (PPP) (Total Scope 1 and Scope 2 GHG emissions / Revenue from operations adjusted for PPP)	Metric tons of CO ₂ equivalent / million USD	18.40	15.97
Total Scope 1 and Scope 2 emission intensity in terms of physical output	Metric tons of CO ₂ equivalent/Metric ton of production	0.05	0.06
Total Scope 1 and Scope 2 emission intensity (optional) – the relevant metric may be selected by the entity		-	-

*Excluding ETP/STP emissions.

Note: Indicate if any independent assessment/ evaluation/assurance has been carried out by an external agency? (Y/N) If yes, name of the external agency.

Yes. BSI Group India Pvt. Ltd has conducted an independent assurance.

8 Does the entity have any project related to reducing Green House Gas emission? If yes, then provide details.

Yes, TCP has project in place to reduce greenhouse gas (GHG) emissions, primarily through the increased use of alternate and renewable energy sources.

During FY 2025–26, we implemented multiple energy conservation and renewable energy initiatives across factories and operations, resulting in significant reductions in electricity and fuel consumption. These included installation of rooftop solar systems across locations, including 423.5 kWp at ICD, Toopran, 205 kWp at Organic India, Barabanki, 300 kWp at Dankuni PC, and additional solar capacity of 1100 kWp in the India PSO network, enabling a substantial portion of electricity consumption to be met through renewable energy. Process optimisation initiatives such as chiller, compressor and air system optimisation, installation of VFDs, motion sensors, energy-efficient motors and automation of material handling systems delivered measurable annual power savings across multiple sites. These interventions directly contribute to Scope 2 emission reductions by lowering grid electricity consumption.

In parallel, several initiatives focused on reduction of fuel consumption and improved thermal efficiency, including increased utilisation of coffee spent in boilers, condensate recovery improvements, reduction in LPG, husk and diesel consumption, alternate fuel use such as PNG, boiler optimisation, and gas vaporizing systems. These actions resulted in significant savings of coal, LPG, diesel, biomass briquettes and other fuels, thereby reducing onsite combustion emissions. Collectively, these measures support sustained Scope 1 emission reduction through lower fossil fuel usage while strengthening operational efficiency. These measures collectively support sustained reduction of our emissions.

For more information on the measures mentioned above, please refer to Annexure 5 of the Board's Report..

9 Provide details related to waste management by the entity, in the following format:

Parameter	FY 2025-26	FY 2024-25
	Current Financial Year	Previous Financial Year
Total Waste generated (in metric tons)		
Plastic waste (A)	7694	6491
E-waste (B)	3	1
Bio-medical waste (C)	197	143
Construction and demolition waste (D)	299	82
Battery waste (E)	6	10
Radioactive waste (F)	0	0
Other Hazardous waste. Haz. Waste from process + Haz. Waste from pollution control equipment's, + Filter bed sand+ Filter bags etc. (G)	504	2248
Other Non-hazardous waste generated (H). MS Scrap + Aluminum scrap (Break-up by composition i.e., by materials relevant to the sector)	15004	15090
Total (A+B + C + D + E + F + G + H)	23706	24233
Waste intensity per rupee of turnover (Total waste generated / Revenue from operations in Crores INR)	1.17	1.38
Waste intensity per rupee of turnover adjusted for Purchasing Power Parity (PPP) (Total waste generated / Revenue from operations adjusted for PPP in million USD)	2.62	2.84
Waste intensity in terms of physical output – (Metric tons of waste/ Metric ton of production)	0.01	0.01
Waste intensity (optional) – the relevant metric may be selected by the entity	-	-
For each category of waste generated, total waste recovered through recycling, re-using or other recovery operations (in metric tons)		
Category of waste		
(i) Recycled	22703	21733
(ii) Re-used	0	0
(iii) Other recovery operations	504	2248
Total	23207	23980

Parameter	FY 2025-26 Current Financial Year	FY 2024-25 Previous Financial Year
For each category of waste generated, total waste disposed by nature of disposal method (in metric tons)		
Category of waste		
(i) Incineration	197	143
(ii) Landfilling	302	110
(iii) Other disposal operations	0	0
Total	499	253

10. Briefly describe the waste management practices adopted in your establishments. Describe the strategy adopted by your company to reduce usage of hazardous and toxic chemicals in your products and processes and the practices adopted to manage such wastes.

At TCPL, we follow the principles of reduce, reuse, and recycle to manage waste effectively across our operations. We have eliminated the use of hazardous and toxic chemicals in both our products and operational processes. Waste is segregated in accordance with applicable legal requirements, including domestic, hazardous, and industrial waste. It is then disposed of through responsible and compliant methods.

11. If the entity has operations/offices in/around ecologically sensitive areas (such as national parks, wildlife sanctuaries, biosphere reserves, wetlands, biodiversity hotspots, forests, coastal regulation zones etc.) where environmental approvals / clearances are required, please specify details in the following format:

S. No.	Location of operations/offices	Type of operations	Whether the conditions of environmental approval / clearance are being complied with? (Y/N) If no, the reasons thereof and corrective action taken, if any.
Not Applicable			

12. Details of environmental impact assessments of projects undertaken by the entity based on applicable laws, in the current financial year:

Name and brief details of project	EIA Notification No.	Date	Whether conducted by independent external agency (Yes / No)	Results communicated in public domain (Yes / No)	Relevant Web link
Not Applicable					

13. Is the entity compliant with the applicable environmental law/ regulations/ guidelines in India; such as the Water (Prevention and Control of Pollution) Act, Air (Prevention and Control of Pollution) Act, Environment protection act and rules thereunder (Y/N). If not, provide details of all such non-compliances, in the following format:

Yes. The company is compliant with all the applicable laws.

S. No.	Specify the law / regulation / guidelines which was not complied with	Provide details of the non-compliance	Any fines / penalties / action taken by regulatory agencies such as pollution control boards or by courts	Corrective action taken, if any
Not Applicable				

Principle: 7

Businesses, when engaging in influencing public and regulatory policy, should do so in a manner that is responsible and transparent

Essential Indicators

1. a. Number of affiliations with and industry chambers/ associations.
15 (Fifteen)
- b. List the top 10 trade and industry chambers/ associations (determined based on the total members of such a body the entity is a member of/ affiliated to).

S. No.	Name of the trade and industry chambers/ associations*	Reach of trade and industry chambers/ associations (State/ National)
1	Federation of India Chambers of Commerce and Industry (FICCI)	National
2	Federation of All India Tea Traders Association	National
3	Confederation of Indian Industries (CII)	National
4	Indian Tea Association – Kolkata	National
5	Bombay Chamber of Commerce	State
6	The Bengal Chamber of Commerce & Industry	State
7	Bangalore Chamber of Industry and Commerce	State
8	Calcutta Tea Traders Association	State
9	Kerala State Productivity Council	State
10	The Tea Trade Associate of Cochin	State

*This is a non-exhaustive list

2. Provide details of corrective action taken or underway on any issues related to anti-competitive conduct by the entity, based on adverse orders from regulatory authorities.
Not applicable.

Principle: 8

Businesses should promote inclusive growth and equitable development

Essential Indicators

1. Details of Social Impact Assessments (SIA) of projects undertaken by the entity based on applicable laws, in the current financial year.

S. No.	Name and brief details of project	SIA Notification No.	Date of notification	Whether conducted by independent external agency (Yes / No)	Results communicated in public domain (Yes / No)	Relevant Web Link
1	The Rural India Health Project (RIHP) provides affordable primary and secondary healthcare to rural, tribal, and plantation communities in Kodagu through a not-for-profit hospital and outreach services, with CSR support strengthening diagnostics and emergency care to improve health outcomes in remote areas.	NA	23/3/2026	Yes	Yes	https://www.tataconsumer.com/sites/g/files/gfwrlq316/files/2026-03/Consolidated_IA_Report_of_TCPL_compressed_1.pdf

S. No.	Name and brief details of project	SIA Notification No.	Date of notification	Whether conducted by independent external agency (Yes / No)	Results communicated in public domain (Yes / No)	Relevant Web Link
2	The Referral Hospital & Research Centre (RHRC), A hospital run by APPL foundation provides affordable secondary healthcare to tea estate workers and rural communities in upper Assam and near by states, with enhanced diagnostics and free OPD services reducing treatment delays and dependence on distant urban hospitals.	NA	23/3/2026	Yes	Yes	https://www.tataconsumer.com/sites/g/files/gfwrlq316/files/2026-03/Consolidated_IA_Report_of_TCPL_compressed_1.pdf
3	The project at St. Jude India ChildCare Centre supports children undergoing cancer treatment by addressing non-medical needs such as safe accommodation, nutrition, transport, and counseling, ensuring continuity of care and improving recovery and well-being for economically vulnerable families.	NA	23/3/2026	Yes	Yes	https://www.tataconsumer.com/sites/g/files/gfwrlq316/files/2026-03/Consolidated_IA_Report_of_TCPL_compressed_1.pdf
4	Swastha, an initiative of the Coorg Foundation, provides special education, therapeutic services, and vocational training to persons with developmental disabilities in rural Kodagu, fostering functional independence, livelihood opportunities, and social inclusion.	NA	23/3/2026	Yes	Yes	https://www.tataconsumer.com/sites/g/files/gfwrlq316/files/2026-03/Consolidated_IA_Report_of_TCPL_compressed_1.pdf
5	Srishti provides an integrated education-to-employment pathway for persons with disabilities in plantation communities of Munnar, enabling lifelong inclusion, economic independence, and social dignity.	NA	23/3/2026	Yes	Yes	https://www.tataconsumer.com/sites/g/files/gfwrlq316/files/2026-03/Consolidated_IA_Report_of_TCPL_compressed_1.pdf
6	Project Jalodari, implemented by the Centre for Microfinance and Livelihood (CML), improves access to safe drinking water, sanitation, and menstrual hygiene in tea estate communities of Assam, with integrated interventions reducing waterborne diseases and strengthening community-managed water systems.	NA	23/3/2026	Yes	Yes	https://www.tataconsumer.com/sites/g/files/gfwrlq316/files/2026-03/Consolidated_IA_Report_of_TCPL_compressed_1.pdf
7	Jalodari in Himachal Pradesh, implemented with Himmothan Society, strengthens water security and rural livelihoods through a watershed-based approach integrating sanitation and clean energy solutions, with community-led interventions enhancing resilience, household incomes, and overall quality of life.	NA	23/3/2026	Yes	Yes	https://www.tataconsumer.com/sites/g/files/gfwrlq316/files/2026-03/Consolidated_IA_Report_of_TCPL_compressed_1.pdf
8	The Sustainable Natural Millet-Based Agriculture project, implemented with Swami Vivekananda Youth Movement (SVYM), promotes indigenous millet-based organic farming among tribal communities in Mysuru through sustainable practices and women-led value addition, leading to improved farmer incomes, enhanced nutrition security, and reduced seasonal migration.	NA	23/3/2026	Yes	Yes	https://www.tataconsumer.com/sites/g/files/gfwrlq316/files/2026-03/Consolidated_IA_Report_of_TCPL_compressed_1.pdf
9	The Rural Development Project in Mithapur, Gujarat, implemented with Tata Chemicals Society for Rural Development (TCSR), is an integrated initiative that strengthens water security, agriculture, healthcare access, and livelihoods in coastal communities, while building strong community institutions to ensure long-term sustainability.	NA	23/3/2026	Yes	Yes	https://www.tataconsumer.com/sites/g/files/gfwrlq316/files/2026-03/Consolidated_IA_Report_of_TCPL_compressed_1.pdf
10	Maa Ki Roti, implemented by Ma Foundation, is a women-led food enterprise operating across Odisha, Maharashtra, and Uttar Pradesh that provides affordable, nutritious meals while creating sustainable livelihood opportunities, empowering marginalized women and improving food access for low-income communities.	NA	23/3/2026	Yes	Yes	https://www.tataconsumer.com/sites/g/files/gfwrlq316/files/2026-03/Consolidated_IA_Report_of_TCPL_compressed_1.pdf

S. No.	Name and brief details of project	SIA Notification No.	Date of notification	Whether conducted by independent external agency (Yes / No)	Results communicated in public domain (Yes / No)	Relevant Web Link
11	The nutrition project implemented by Vijayvahini Charitable Foundation (VCF) focuses on improving maternal and child nutrition in Satyavedu Mandal, Andhra Pradesh through behaviour change communication and community engagement led by locally trained Poshan Sakhis, promoting dietary diversity and strengthening convergence with government health and nutrition systems.	NA	23/3/2026	Yes	Yes	https://www.tataconsumer.com/sites/g/files/gfwrlq316/files/2026-03/Consolidated_IA_Report_of_TCPL_report_of_TCPL_compressed_1.pdf

2. Provide information on project(s) for which ongoing Rehabilitation and Resettlement (R&R) is being undertaken by your entity, in the following format:

S. No.	Name of Project for which R&R is ongoing	State	District	No. of Project Affected Families (PAFs)	% of PAFs covered by R&R	Amounts paid to PAFs in the FY (In INR)
Not Applicable						

3. Describe the mechanisms to receive and redress grievances of the community.

Our grievance redressal mechanism offers accessible channels for all stakeholders, including beneficiaries, to raise concerns related to CSR initiatives. Grievances may be submitted in person to project staff or community contact points, or through written communication, email, and a dedicated phone helpline. All grievances are acknowledged, reviewed, and resolved in a timely manner, with an escalation mechanism that includes the option to engage directly with the organisation's CSR team.

4. Percentage of input material (inputs to total inputs by value) sourced from suppliers:

Parameter	FY 2025-26 Current Financial Year	FY 2024-25 Previous Financial Year
Directly sourced from MSMEs/ small producers	35%	32%
Directly from within India	63%	66%

5. Job creation in smaller towns – Disclose wages paid to persons employed (including employees or workers employed on a permanent or non-permanent / on contract basis) in the following locations, as % of total wage cost:

Parameter	FY 2025-26 Current Financial Year	FY 2024-25 Previous Financial Year
Rural	0.28%	0.11%
Semi-urban	8.09%	11.79%
Urban	12.15%	10.86%
Metropolitan	79.49%	77.24%

Note: The above figures are based on standalone entity

*(Place to be categorized as per RBI Classification System - rural / semi-urban / urban / metropolitan)

Principle: 9

Businesses should engage with and provide value to their consumers in a responsible manner

Essential Indicators

1. Describe the mechanisms in place to receive and respond to consumer complaints and feedback.

Customers can contact us through multiple channels, including a toll-free number, email at care@tataconsumer.com, or by sending a physical letter. Our Customer Care (CC) unit engages with customers to gather relevant details related to the concern, such as product information, stock-keeping unit (SKU), and the nature of the issue. Once the required information is collected, the complaint is recorded in our system (Salesforce). Within 48 hours of logging the complaint, the CC team arranges for a replacement product to be dispatched through an authorized courier service. A sample related to the complaint is collected from the customer and sent to our Bengaluru office via a TCP-authorized courier for further review. If the complaint is found to be valid, it is escalated to the relevant department or manufacturing facility for root cause analysis (RCA). The responsible team then shares its findings along with a corrective action plan to help prevent recurrence of similar issues.

2. Turnover of products and/ services as a percentage of turnover from all products/service that carry information about:

Parameter	As a percentage to total turnover
Environmental and social aspects associated with the product	100%
Safe and responsible usage	100%
Recycling and/or safe disposal	100%

3. Number of consumer complaints in respect of the following:

	FY 2025-26 Current Financial Year			FY 2024-25 Previous Financial Year		
	Received during the year	Pending resolution at end of year	Remarks	Received during the year	Pending resolution at end of year	Remarks
Data privacy	0	NA	Nil	0	NA	Nil
Advertising	0	NA	Nil	0	NA	Nil
Cyber-security	0	NA	Nil	0	NA	Nil
Delivery of essential services	0	NA	Nil	0	NA	Nil
Restrictive Trade Practices	0	NA	Nil	0	NA	Nil
Unfair Trade Practices	0	NA	Nil	0	NA	Nil
Other	2997	7	Nil	2274	NA	Nil

4. Details of instances of product recalls on account of safety issues:

	Number	Reasons for recall
Voluntary recalls	0	-
Forced recalls	0	-

5. Does the entity have a framework/ policy on cyber security and risks related to data privacy? (Yes/No) If available, provide a web-link of the policy.

Yes, we have a comprehensive Information Security Policy/Cyber Security and Data Privacy Policy that addresses both business processes and organisational aspects for our entire operation. This policy sets forth clear guidelines for the utilisation, classification, and disposal of information assets belonging to Tata Consumer Products. We respect the privacy of all individuals including employees and consumers and their personal data. The policy's enforcement is overseen by the Office of the CIO (Global Information Services) and is applicable to all authorized users, irrespective of their geographical location or operational role. Both the Data Privacy Policy and the Information Security Policy are available on the company website. [Privacy Notice](#), [IT Security Policy](#)

6. Provide details of any corrective actions taken or underway on issues relating to advertising, and delivery of essential services; cyber security and data privacy of customers; re-occurrence of instances of product recalls; penalty / action taken by regulatory authorities on safety of products / services.

There were no significant concerns/complaints/penalties/regulatory actions identified during the year. However, in case of any concerns, consumers can reach out to us via multiple channels i.e., phone, email, social media, and WhatsApp. We have a pre-defined turnaround time and response mechanism for complaint closure. For data privacy-related concerns, we have a Personal Data Incident Reporting process to report and investigate any suspected or potential threat to personal data. The Data Privacy Officer and Cyber Security Lead investigate incidents to identify lapses and gaps to continuously improve processes and controls to mitigate future breaches.

7. Provide the following information relating to data breaches:

- a. Number of instances of data breaches - 0
- b. Percentage of data breaches involving personally identifiable information of customers - 0
- c. Impact, if any, of the data breaches – Not Applicable

Value Chain Reporting as per SEBI Guidelines

For the current reporting period, as per definition provided by SEBI, the Company has included Tata Chemicals Limited as a part of its value chain disclosure requirement under the BRSR framework. Tata Chemicals Limited individually, accounts for 11% of procurement spend and 19.8% of total revenue of TCP for FY 2025-26.

The disclosures presented herein represent the BRSR core performance for Tata Chemicals Limited as per SEBI guidelines. The reported unaudited data is for Tata Chemicals Limited (Global data, except Rallis India Limited), including its Salt business segment which is attributable to Tata Consumer Products Limited.

Sl. No	Attribute	Parameter	Measurement	FY26 Consolidated Data (Excluding Rallis India Limited)
1	GHG Emission	Scope 1 Emission	MT	44,98,248.27
		Scope 2 Emission	MT	61,868.13
		Scope 1+2 Intensity on revenue	MT/ Total Revenue from Operations (INR)	0.0000313
		Scope 1+2 Intensity on production	MT/ Total Output of Product or Services	0.758
2	Water footprint	Water Consumption	KL	78,80,298.12
		Water Consumption intensity on revenue	KL / Total Revenue from Operations (INR)	0.0000540
		Water Consumption intensity on production	KL / Product or Service	1.31
3	Energy footprint	Water Discharge	KL	1,16,46,480.00
		Total Energy Consumed	GJ	4,69,01,304.00
		% RE Consumed	%	0.351
		Energy Intensity on revenue	GJ / Total Revenue from Operations (INR)	0.0003216
4	Embracing circularity	Energy Intensity on production	GJ / Product or services	7.794
		Plastic waste	MT	1,547.7
		E-waste	MT	21.3
		Bio-medical	MT	12.5
		Construction and demolition waste	MT	0
		Battery waste	MT	11.5
		Radioactive waste	MT	0
		Other Hazardous waste. Please specify, if any	MT	4,259.7
		Other Non-hazardous waste generated (H). Please specify, if any	MT	4,71,785.91
		Total Waste Generated	MT	4,77,638.61
		Waste intensity on revenue	MT / Total Revenue from Operations (INR)	0.00000328
		Waste intensity on production	MT / Unit of Product or Service	0.078
		Each category of waste generated, total waste recovered through recycling, re-using or other recovery operations	Recycled (MT)	20,312.36
			Reused (MT)	3,73,844.29
Other Recovery Options (MT)	1,211.18			
Total (MT)	3,95,367.83			
For each category of waste generated, total waste disposed by nature of disposal method	Incineration (MT)	293		
	Landfilling (MT)	1,284.4		
	Other Disposal Options (MT)	2,100.00		
		Total (MT)	3,677.40	

Sl. No	Attribute	Parameter	Measurement	FY26 Consolidated Data (Excluding Rallis India Limited)
5	Employee Wellbeing and Safety	Spending on measures towards well-being of employees and workers – cost incurred as a % of total revenue of the company	%	1.259
		Safety related incidents - Permanent disabilities, LTIFR, Fatalities	Number of Permanent Disabilities	0
			Lost Time Injury Frequency Rate (LTIFR) (per one million-person hours worked)	0.49
			No. of fatalities	2
6	Gender Diversity	Gross wages paid to female	%	7.82
		Complaints on POSH	Total Complaints on Sexual Harassment (POSH) reported	3
			Complaints on POSH as a % of female employees / workers	0.66
			Complaints on POSH upheld	3
7	Enabling Inclusive Development	Sourced from MSMEs/ small producers and from within India	As % of total purchases by value	27.11*
		Job creation in smaller towns – Wages paid to persons employed in smaller towns (permanent or non-permanent /on contract) as % of total wage cost	As % of total wage cost	67.34*
8	Fairness in Engaging with Customers and Suppliers	Instances involving loss / breach of data of customers	%	0
		Number of days of account payable	(Accounts payable *365) / Cost of goods/ services procured	81
9	Open-ness of business	Concentration of Purchases	Purchases from trading houses as % of total purchases	7.18
			Number of trading houses where purchases are made from	819.00
			Purchases from top 10 trading houses as % of total purchases from trading houses	81.95
		Concentration of Sales	Sales to dealers / distributors as % of total sales	25.75
			Number of dealers / distributors to whom sales are made	309.00
			Sales to top 10 dealers / distributors as % of total sales to dealers / distributors	67.05
			Share of RPTs (as respective %age) in -	Purchases
Sales	0			
Loans & advances	0			
		Investments	23.03	

*Not applicable for overseas entities



Independent Assurance Opinion Statement:

To Mr. Sunil D'Souza, Managing Director & CEO of TATA Consumer Products Limited (TCPL).

Holding Statement No: SRA 738378-05

The British Standards Institution (BSI) has conducted a reasonable assurance engagement on the non-financial sustainability information (described in the "Scope") in the Business Responsibility and Sustainability Report (BRSR Core KPI's) for FY 2025-2026 of **TATA Consumer Products Limited (TCPL)**.

Scope

The scope of engagement agreed upon with TATA Consumer Products Limited includes the following:

The assurance covers the non-financial information of the following subject matters in the Business Responsibility and Sustainability Report (BRSR Core KPI's) for the FY 2025-2026.

1. Green-house gas (GHG) footprint - P6:E7
2. Water footprint - P6:E3 and P6:E4
3. Energy footprint - P6:E1
4. Embracing circularity - P6:E9
5. Enhancing Employee Wellbeing and Safety - P3:E1(c) and P3:E11
6. Enabling Gender Diversity in Business - P5:E3(b) and P5:E7
7. Enabling Inclusive Development - P8:E4 and P8:E5
8. Fairness in Engaging with Customers and Suppliers - P9:E7 and P1:E8
9. Open-ness of business - P1:E9

The selected information's are reported in accordance with Business Responsibility and Sustainability Report (BRSR Core KPI's). However, disclosures relating to waste is not consistently reported across all the locations due to unavailability of data.

The details of subject matters and their boundaries within the scope is described in Appendix A and Appendix B in this independent assurance opinion statement.

The scope of assurance engagement is limited to verification of historical non-financial information only.

BSI Group India Private Limited
Max House, Tower C,
7th Floor, Okhla Industrial Area,
Phase 3 New Delhi-110 020
India

T: +91 11 4762 9000
info.in@bsigroup.com
bsigroup.com/en-IN

The British Standards Institution
Incorporated by Royal Charter
Registered in India: CIN U74899DL1999PTC101381





Opinion Statement:

We have conducted a reasonable assurance engagement on the non-financial sustainability information described in the "Scope" above (BRSR for FY 2025-2026 covering disclosures on Green-house gas (GHG) footprint, Water footprint, Energy footprint, Embracing Circularity, Enhancing Employee Wellbeing and Safety, Enabling Gender Diversity in Business, Fairness in Engaging with Customers and Suppliers, openness of business).

In our opinion, the accompanying non-financial sustainability information is fairly presented, in all material respects, in accordance with the Business Responsibility and Sustainability Report (BRSR Core KPI's) for the FY 2025-2026.

Methodology:

Our assurance engagements were carried out in accordance with ISAE3000 (Revised) ISO 14064-3:2019 for GHG statement following the principles of Integrity, Objectivity, Professional competence and due care, Confidentiality and Professional behaviour. Our work was designed to gather evidence on which to base our conclusion. We undertook the following activities:

- A top-level review of issues raised by external parties that could be relevant to Tata Consumer Products Limited (TCPL) policies to provide a check on the appropriateness of statements made in the report.
- Discussion with managers and staff on Tata Consumer Products Limited (TCPL) approach to stakeholder engagement. However, we had no direct contact with external stakeholders.
- Interviews with staffs involved in sustainability management, BRSR report preparation and provision of report information were carried out.
- Document review of relevant systems, policies, and procedures where available.
- Review of key organizational developments.
- Review of the findings of internal audits.
- Review of supporting evidence for claims made in the reports.
- Review of data pertaining to the sampled Eleven units of Tata Consumer Products Limited (TCPL) to confirm the data collection processes, record management practices, and check BRSR Core KPI's physically and through virtual mode.
- A sample-based assessment of the reliability and quality of information as provided in BRSR towards Tata Consumer Products Limited (TCPL)'s performance.

Double Materiality Process Review:

Tata Consumer Products Limited's (TCP) Integrated Report and BRSR addresses an array of topics spanning environmental, social and economic dimensions that are of material importance. The strategic process adopted identifies ESG topics that are material from two perspectives: impact materiality (TCPL's impact on society/environment) and financial materiality (sustainability risks impacting TCPL). The double materiality assessment process for identifying the material issues has been reviewed; it is observed that such issues have been identified through adequate engagement with relevant stakeholders. The identification of material issues has also considered internal assessments of risks and opportunities to the business, in addition to stakeholders' views and concerns.

BSI Group India Private Limited
Max House, Tower C,
7th Floor, Okhla Industrial Area,
Phase 3 New Delhi-110 020
India

T: +91 11 4762 9000
info.in@bsigroup.com
bsigroup.com/en-IN

The British Standards Institution
Incorporated by Royal Charter
Registered in India: CIN U74899DL1999PTC101381





Responsibility:

Tata Consumer Products Limited (TCPL) is responsible for the preparation and fair presentation of the sustainability information and BRSR report in accordance with the agreed criteria. BSI is responsible for providing an independent assurance opinion statement to stakeholders giving our professional opinion based on the scope and methodology described.

Independence, Quality Control and Competence:

BSI is independent to Tata Consumer Products Limited (TCPL) and has no financial interest in the operation of Tata Consumer Products Limited (TCPL) other than for the assurance of the non-financial sustainability statements contained in the Business Responsibility and Sustainability Report.

This independent assurance opinion statement has been prepared for the stakeholders of Tata Consumer Products Limited (TCPL) only for the purposes of verifying its non-financial statements relating to its environmental and social KPI's as required in SEBI-BRSR Core Format, more particularly described in the Scope above and detailed in Annexure A.

This independent assurance opinion statement is prepared on the basis of review by BSI of information presented to it by Tata Consumer Products Limited (TCPL). In making this independent assurance opinion statement, BSI has assumed that all information provided to it by Tata Consumer Products Limited (TCPL) is true, accurate and complete. BSI accepts no liability to any third party who places reliance on this statement.

BSI applies its own management standards and compliance policies for quality control, in accordance with ISO/IEC 17021-1:2015 and accordingly maintains a comprehensive system of quality control including documented policies and procedures regarding compliance with ethical requirements, professional standards and applicable legal and regulatory requirements.

BSI is a leading global standards and assessment body founded in 1901. The BSI assurance team has extensive experience in conducting verification over environmental, social and governance (ESG), and GRI Universal Standard 2021, AA1000AS, ISO10002, ISO 14001, ISO 45001, ISO 14064, ISO 14067, ISO 14068, ISO 50001, and ISO 9001, etc. The assurance is carried out in line with the BSI Fair Trading Code of Practice.

Issue Date: 11.05.2026

For and on behalf of BSI:

Sandhya Naveen, Lead Assurer

Emmanuel Herve, Managing Director, South & South East Asia (S&SEA)

BSI Group India Private Limited
Max House, Tower C,
7th Floor, Okhla Industrial Area,
Phase 3 New Delhi-110 020
India

T: +91 11 4762 9000
info.in@bsigroup.com
bsigroup.com/en-IN

The British Standards Institution
Incorporated by Royal Charter
Registered in India: CIN U74899DL1999PTC101381





Appendix A – Subject Matters

Sr. No.	Attribute	Parameter	Unit of Measurement	Final Value	Cross Reference to BRSR
1	GHG Emissions	Total Scope-1 Emissions	tCO2e	79331	P6-E7
		Total Scope-2 Emissions	tCO2e	87327	
		GHG Emission Intensity (Scope 1 +2)	Total Scope 1 and Scope 2 emissions (tCO2e) / Total Revenue from Operations adjusted for PPP: tCO2e/million USD (PPP adjusted revenue from operations)	18.40	
		GHG Emission Intensity (Scope 1 +2)	Total Scope 1 and Scope 2 emissions (tCO2e) / total product output (tonne) tCO2e/tonne of product output	0.05	
2	Water Footprint	Total water consumption	KL	7230916	P6-E3, E4
		Water consumption intensity	KL/million USD (PPP adjusted revenue from operations)	798.27	
		Water consumption intensity	KL/ tonne of product output	2.36	
		Water Discharge by destination and levels of Treatment	KL	37019	

BSI Group India Private Limited
Max House, Tower C,
7th Floor, Okhla Industrial Area,
Phase 3 New Delhi-110 020
India

T: +91 11 4762 9000
info.in@bsigroup.com
bsigroup.com/en-IN

The British Standards Institution
Incorporated by Royal Charter
Registered in India: CIN U74899DL1999PTC101381





3	Energy Footprint	Total Energy Consumed	GJ	2622794	P6-E1
		Percentage of energy consumed from renewables	%	47%	
		Energy Intensity	GJ / million USD (PPP adjusted revenue from operations)	289.55	
		Energy Intensity	GJ / tonne of product output	0.86	
4	Embracing circularity - details related to waste management by the entity	Plastic waste (A)	MT	7694	P6-E9
		E-waste (B)	MT	3	
		Bio-medical waste (C)	MT	197	
		Construction and demolition waste (D)	MT	299	
		Battery waste (E)	MT	6	
		Radioactive waste (F)	MT	0	
		Other Hazardous waste. Please specify, if any. (G)	MT	504	
		Other Non-hazardous waste generated (H).	MT	15004	
		Total waste generated ((A+B + C + D + E + F + G + H)	MT	23706	
		Waste intensity	MT/million USD (PPP adjusted revenue from operations)	2.62	
		Waste intensity	MT/tonne of product output	0.01	
		For each category of waste generated, total waste recovered through recycling , re-using or other recovery operations	MT recycled	22703	
			Intensity (recycled/total generated)	95.77%	
	MT	504			

BSI Group India Private Limited
Max House, Tower C,
7th Floor, Okhla Industrial Area,
Phase 3 New Delhi-110 020
India

T: +91 11 4762 9000
info.in@bsigroup.com
bsigroup.com/en-IN

The British Standards Institution
Incorporated by Royal Charter
Registered in India: CIN U74899DL1999PTC101381





		For each category of waste generated, total waste disposed by nature of disposal method – other disposal options	Intensity (other disposal option/total generated)	2.13%	
5	Enhancing Employee Wellbeing and Safety	Spending on measures towards well being of employees and workers (including permanent and other than permanent)	Cost incurred on well-being measures as a % of total revenue of the company	0.4%	P3- E1(C) P3- E11
		Details of safety related incidents for employees and workers (including contract-workforce)	Safety Incidents: Permanent Disability	0	
			Lost Time Injury Frequency Rate (LTIFR) (per one million-person hours worked)	Employees – 0.55 Workers – 1.49	
			No. of fatalities	4	
6	Enabling gender diversity in business	Gross wages paid to females as % of wages paid(permanent, other than permanent- employee and workers)	In % age terms	17%	P5-E3(b), E7
		Complaints on POSH (including permanent and other than permanent)	Total Complaints on Sexual Harassment (POSH) reported	11	
			Complaints on POSH as a % of female employees/ workers	0.05%	
			Complaints on POSH upheld	4	
		Input material directly sourced from MSMEs/ small producers from within India, as percentage of total purchase (Viz., raw material, spares, services, capex procurement items etc.)	In % terms - As % of total purchases by value	35%	

BSI Group India Private Limited
Max House, Tower C,
7th Floor, Okhla Industrial Area,
Phase 3 New Delhi-110 020
India

T: +91 11 4762 9000
info.in@bsigroup.com
bsigroup.com/en-IN

The British Standards Institution
Incorporated by Royal Charter
Registered in India: CIN U74899DL1999PTC101381





7	Enabling inclusive development	Directly from within India	In % terms - As % of total purchases by value	63%	P8-E4,E5
		Job creation in smaller towns -Wages paid to persons employed in smaller towns (permanent or other than permanent) as % of total wage cost	In % terms -As % of total wage cost	Rural - 0.28% Semi-urban - 8.09% Urban - 12.15% Metropolitan - 79.49%	
8	Fairness in Engaging with Customers and Suppliers	Instances involving loss/ breach of data of customers as a percentage of total data breaches or cyber security events	Nos.	0	P9-E7 P1-E8
		Number of days of accounts payable	Days	85.68	
9	Openness of business	Concentration of purchases and sales done with trading houses, dealers/distributors	Purchases from trading houses as % of total purchases	1%	P1-E9
			Number of trading houses where purchases are made from	9	
			Purchases from top 10 trading houses as percentage of total purchases from trading houses	NA	
			Sales to dealers / distributors as % of total sales	49%	
			Number of dealers /	7308	

BSI Group India Private Limited
Max House, Tower C,
7th Floor, Okhla Industrial Area,
Phase 3 New Delhi-110 020
India

T: +91 11 4762 9000
info.in@bsigroup.com
bsigroup.com/en-IN

The British Standards Institution
Incorporated by Royal Charter
Registered in India: CIN U74899DL1999PTC101381





			distributors to whom sales are made	
			Sales to top 10 dealers / distributors as % of total sales to dealers / distributors	11%
		Share of RPTs (as respective %age) in	Purchases with related parties / Total Purchases	2%
			Sales to related parties / Total Sales	2%
			Loans & advances given to related parties / Total loans & advances	NA
			Investments in related parties / Total Investments made	NA

Appendix B: Facility Details

The reporting boundary for Environmental performance data 145 locations in India (134) and Overseas (11) operations. Reporting boundary for Social and Governance data covers 158 locations in India and overseas. The list of locations under the reporting boundary along with the list of locations sampled for verification are as under:

Sl. No	Location Name	Address	Type
1	Gopalpur PC	Gopalpur, Odisha	Manufacturing
2	Damdim PC	Dam Dim Packeting Centre, Dam Dim Tea Estate, PO – Dam Dim, Jalpaiguri	Manufacturing

BSI Group India Private Limited
Max House, Tower C,
7th Floor, Okhla Industrial Area,
Phase 3 New Delhi-110 020
India

T: +91 11 4762 9000
info.in@bsigroup.com
bsigroup.com/en-IN

The British Standards Institution
Incorporated by Royal Charter
Registered in India: CIN U74899DL1999PTC101381





3	Nonoi PC	Nonoi Packeting Centre, Nonoi Tea Estate, PO- Salanah, Dist – Nagaon	Manufacturing
4	Kellyden PC	Kellyden Packeting Centre, Kellyden Tea Estate, PO - Salanah, Dist – Nagaon, Assam 782139	Manufacturing
5	ITD, Munnar PC	"Tata Tea Instant Tea Division, Post Box : 3, Munnar, Kerala,"	Manufacturing
6	Pullivasal PC	Pullivasal Packeting Centre, Pullivasal Post, Munnar	Manufacturing
7	Aurangabad PC	Tata Tea Limited Aurangabad, C/o. Forbes Gokak Limited, Plot No. B 13, Waluj Industrial Area, Aurangabad	Manufacturing
8	Indore PC	Tata Tea Limited, C/O Whitecliff Tea Pvt.Ltd, Vill.Rau Khedi, P.O. Manglia, A.B.Road, Behind Centre Point Petrol Pump, Indore India	Manufacturing
9	Hyderabad PC	Tata Global Beverages Ltd, C/o. White Cliff Tea Pvt Ltd., Survey No. 460/2, IDA Mankhal, Maheswaram Mandal, RR Dist., Hyderabad	Manufacturing
10	Tetley Cochin PC	Tata Tea Limited, Tata Tetley Division, No. 73/74, K.P.K. Menon Road, Willingdon Island, Cochin	Manufacturing
11	Sampla PC	Sampla-Beri Road, Village Ismalia, 11 Bisahwa Tehsil - Sampla, Dist. : Rohtak, Haryana 124 517	Manufacturing
12	Himalayan Water plant	Tata Global Beverages, VPO: Dhaula Kuan, Paonta Sahib, Sirmour District, Himachal Pradesh	Manufacturing
13	Kitting Plant - Hinganghat (Concentrate)	Wardha Road, Hinganghat, Nagpur, Maharashtra 442301	Manufacturing
14	Soulfull - Bidadi	BIDADI RAMANAGARA FACTORY, No 19C, SURVEY No.51,52,66, PHASE-II, SECTOR-1, TALAKUPPA, BIDADI, RAMANAGARA-RAMANAGARA TAULUK & DISTRICT - 562109, KARNATAKA.	Manufacturing
15	Tata Smartfoodz	TATA CONSUMER PRODUCTS LIMITED, 375, UNI ROAD, SRICITY, CHITTOOR, ANDHRA PRADESH- 517646	Manufacturing
16	OI - Barabanki Unit	C-5/10, Agro Park Phase -II, UPSIDC Industrial Area, Kursi Road, Barabanki – 225302, Uttar Pradesh	Manufacturing
17	OI - Rath Unit	Gata No-48/2, Bhadarwara, Rath, Hamirpur-201431, Uttar Pradesh	Manufacturing

BSI Group India Private Limited
 Max House, Tower C,
 7th Floor, Okhla Industrial Area,
 Phase 3 New Delhi-110 020
 India

T: +91 11 4762 9000
 info.in@bsigroup.com
 bsgroup.com/en-IN

The British Standards Institution
 Incorporated by Royal Charter
 Registered in India: CIN U74899DL1999PTC101381



bsi.

18	CF - Vapi Unit	CAPITAL FOODS PRIVATE LIMITED, SURVEY No. 192,193,194, VILLAGE- NAHULI, TALUKA- UMBERGAON, DISTRICT - VALSAD, GUJARAT - 396105	Manufacturing
19	CF - Kandla Unit	CAPITAL FOODS PRIVATE LIMITED, KANDLA PLANT, PLOT NO-26, 27 & 28, SECTOR-II, KANDLA SPECIAL ECONOMIC ZONE, GANDHIDHAM, SEZ, GUJARAT - 370230	Manufacturing
20	CF - Ambad, Nashik Unit	CAPITAL FOODS PRIVATE LIMITED, NASHIK PLANT, C-16, MIDC, AMBAD, NASHIL 422010, MAHARASHTRA.	Manufacturing
21	CF - Vedant Unit	Vedant Agro Products, Plot No.2/3,Siddhivinayak CO.OP.Industrial Estate,Post Ozar Mig,Tal- Niphad,Dist- Nashik,422 206	Manufacturing
22	CF - Vrinda Unit	Vrinda Aagro, Gat no.45, Sharada Warehousing Compound, Ozar Airport Road, Jaulke, Ozar -422207	Manufacturing
23	Mumbai Office - Solitaire Corporate Park	Tata Consumer products, Building No 12, 1st Floor, Solitaire Corporate Park, Guru Hargovindji Road, Chakala, Andheri (East), Mumbai - 400093	Office
24	Munnar Srishti Office - Munnar (Welfare Centre)	Special Projects Office, General Hospital Complex, Munnar	Office
25	Kolkata Offices - Bishop Lefroy Road	Tata Tea Ltd, 1 Bishop Lefroy Road, Kolkata	Office
26	Cochin Office	Tea Buying & Blending Office, Bristow Road, Willingdon Island, Cochin	Office
27	Guwahati Office	Tata Tea, 2nd Floor, GS Road, Christianbasti, Guwahati, Dist. Kamrup, Assam, India	Office
28	New Delhi Office	Tata Tea, 1-3, B-1, Mohan Cooperative Industrial Estate, Main Mathura Road, New Delhi	Office
29	Bangalore Office -	Tata Tea Ltd, Block C, 3rd & 4th Floor, Kirloskar Business Park, Hebbal, Bangalore	Office

BSI Group India Private Limited
Max House, Tower C,
7th Floor, Okhla Industrial Area,
Phase 3 New Delhi-110 020
India

T: +91 11 4762 9000
info.in@bsigroup.com
bsigroup.com/en-IN

The British Standards Institution
Incorporated by Royal Charter
Registered in India: CIN U74899DL1999PTC101381





	Kirloskar Business Park		
30	Mumbai Sales office (SO)	Ballard House Level 1, Adi Marzban Path, Ballard Estate, Mumbai	Office
31	Mumbai Executive office (EO)	New Excelsior Building, 4Th Floor, A K Nayak Marg, Fort, Mumbai 400001	Office
32	Siliguri Office	TGBL, Goyal Plaza, 1st Floor, By Lane, Opp. Sachitra Hotel, Sevoke Road, Siliguri 734 001 Tel 0353 2540301 0353 2540401	Office
33	Kharghar Office (R&D)	Kharghar, Panvel, Mumbai	Office
34	Annamalli Group Office Coffee (India)	Annamallai Group Office, Old valparai, Tamilnadu state-642127 Phone-04253-222311	Office
35	Pollibeta Head Office	Tata Coffee Ltd Clinic, Pollibetta Road, Palm Valley Resort, Virajpet, Karnataka 571215	Office
36	Tata Consumer Products GB Limited (Hanwell)	Unit 3, River Brent Business Park, 325 Trummers Way, London, W7 2QA	Manufacturing
37	Stansand (Africa) Ltd - Mombasa (Kenya)	Stansand (Africa) Ltd, Third Floor, Tea House, P O Box 90683 - 80100, Nyerere Avenue, Mombasa	Manufacturing
38	TGB Poland (Warsaw)	TGB Polska Sp. z.o.o, UL Zolny 33, Warszawa	Manufacturing
39	TGB GB, Greenford	325 Oldfield Lane North, Greenford	Manufacturing
40	Dhaka Office Bangladesh	Tetley ACI Bangladesh Limited, House 35/E, Road 7, Block G Banani, Dhaka 1213, Bangladesh., Tel : (+88 02)5504 2281, 5504 2282, Ext - 120.	Office
41	Jammu CFA	Pure Packaging Associates Khasra No 1784/579 Khewat No 1208 Khata 348 Khasara No 1784/579 Khewat 1207 Khata 346 Kikri Morh Birpur Parmandal Road Jammu	Manufacturing

BSI Group India Private Limited
Max House, Tower C,
7th Floor, Okhla Industrial Area,
Phase 3 New Delhi-110 020
India

T: +91 11 4762 9000
info.in@bsigroup.com
bsigroup.com/en-IN

The British Standards Institution
Incorporated by Royal Charter
Registered in India: CIN U74899DL1999PTC101381



bsi.

42	Jaipur CFA	Adarsh Marketing, B-139,Road No-12, Vki Area, Sikar Road, Jaipur	Manufacturing
43	Sonipat CFA	Adarsh Marketing, Khasra No. 63/5/2,4,6 Village Wazidpur, Saboli, Dist- Sonipat.	Manufacturing
44	Karnal CFA	M/S. Mohan Enterprises, Near Shiv Mandir, Hansi Road, Karnal.	Manufacturing
45	Ludhiana CFA	R K Buffer C/O R K Warehouse,Guru Gobind Singh Marg , Alamgir Ludhiana	Manufacturing
46	Kanpur CFA	B.D.C&F Agencies C/O. V S Warehousing Services 603 & 608, Kalakapurwa,Bhimsen, Kanpur	Manufacturing
47	Saharanpur CFA	Sovereign Traders Agarwal Godown No.1,Behind Gagan Dharam Kanta.5Th Mile Stone Ambala Road Saharanpur	Manufacturing
48	Gorakhpur CFA	Pashupati Enterprises C/O - Asian Fertilizers Ltd. Vill-Deokahi Near Sardar Nagar, Distt. Gorakhpur	Manufacturing
49	Agra CFA	Aman Warehousing (P) Limited, Khasra No.-1038, Chhalesar, Agra Firozabad Road, Agra	Manufacturing
50	Varanasi CFA	M/S. Nidhi Enterprises, 15/243 K, Bharlaishivpur, Near Shivpur Railway Crossing, Pin - 221 003, Varanasi (Up)	Manufacturing
51	Ghaziabad CFA	Sikka Industries & Logistics, C - 17, Upsidc, South Side Of G. T. Road, Ghaziabad	Manufacturing
52	Cuttack CFA	Rashmi Agency C/O. Umang Udyog Pvt Ltd., Plot No. - 1864/2796 & 2797, Mouja-Bhairpur, Pirabazar, Cuttack - Salipur Road, Cuttack	Manufacturing
53	Ranchi CFA	Bhala Brothers, Nh-33, Ranchi Tata Road,Sidrol, Near Jora Mandir, Namkum	Manufacturing
54	Guwahati CFA	Rana Chowdhury C/O. Nilachal Logistic Pvt. Ltd. Hard Board Factory Compound, Panikheti, Guwahati	Manufacturing
55	Patna CFA	Bhala Brothers At Maujipur, Near Radio Station, Po./Ps.: Fatuha, Patna	Manufacturing
56	Siliguri CFA	Siliguri Food Pvt. Ltd Panchkelguri, Mirik Road P.O. Nimai, P.S. Matigara Siliguri, Dist.Darjeeling	Manufacturing
57	Kolkata CFA	Soham Maritime Pvt Ltd Vill Delhi Rd Bamunari, Opposite Hei Ltd Dankuni Hooghly	Manufacturing
58	Indore CFA	Clear Chem Agencies, Khasra No. 284/7/2, 284/8, Village Arjun Baroda, Tehsil Sanver, District Indore.	Manufacturing

BSI Group India Private Limited
Max House, Tower C,
7th Floor, Okhla Industrial Area,
Phase 3 New Delhi-110 020
India

T: +91 11 4762 9000
info.in@bsigroup.com
bsigroup.com/en-IN

The British Standards Institution
Incorporated by Royal Charter
Registered in India: CIN U74899DL1999PTC101381





59	Nagpur CFA	S.C Packaging Pvt Ltd Opp: 14 K.M Stone, Kanhan – Mansar Highway, Vill: Tekadi, P.O.: Gondegaon, Tah: Parseoni, Kanhan, Nagpur – 441404	Manufacturing
60	Pune CFA	C/O Zele Enterprises Gat No 1362, Khutwad warehouse, Behind Urali Devachi Police Chowki, Jadhav Vasti, Pune Saswad Road Wadki	Manufacturing
61	Ahmedabad CFA	Mehta Enterprise [Plant Code : 4334] C/O Sumar Logistics & Industrial Park Shed - O, Gala No 1 to 6 , Betadilat , Village Hariyala District Kheda , Gujarat	Manufacturing
62	Bhiwandi CFA	Survey No 43, Hissa No 7/1.5& 8/A, Sai Krishna Complex, Kuksa Village, Bhiwandi, Thane District, Maharashtra - 421302	Manufacturing
63	Raipur CFA	Shree resources At L L Logistics Park, Near Railway bridge Ring road no 3 , village - Giroud, RAIPUR	Manufacturing
64	Coimbatore CFA	KRS Logistic Services 9/10 Venkataram Complex, Vlb Nagar, Kovaipudur Road, Coimbatore 641 042	Manufacturing
65	Chennai CFA	Reach Logistics P Ltd Iiavarasan Warehouse Survey No 550/1A&1B & 551/1, Redhills To Avadi Road Ellaiammanpettai Lakshmipuram, Pammadhukulam Village, Redhills, Chennai	Manufacturing
66	Bangalore CFA	Tata Chemaicals Ltd., C/O Jet Logistic Solutions, Survey.No - 15/1, 16/2, Hyadlu Village, Kasabahobli, Nelamangalataluk, Bangalore - 562123 (Karnataka)	Manufacturing
67	Vaishali CFA	Tata Consumer Product Limited C/o Bhala Brothers Birna Lakhansen, Baijnathpur, Block Raja Pakar, Vaishali, Bihar-844122	Manufacturing
68	Tepla CFA	Tata Consumer Product Limited C/o BJMS LOGISTICS PARK (WAREHOUSE) VILLAGEKHERI GURNA, TEHSIL- RAJPURA, Patiala-3 (Rajpura, Ghanor), Patiala, Punjab-140417	Manufacturing
69	Lucknow CFA	Part of Khasra NO . 3472 , Road NO 5 Industrial Area , Village Amausi Lucknow 226008	Manufacturing
70	Jabalpur CFA	Unity Logistics Park , Khasra No 225, Katangi By pass , Jabalpur , 482002	Manufacturing
71	Sangli CFA	RUSHABH ENTERPRISES, Gat No - 2245/B/1 , Malgaon , Tal - Miraj, Sangli, Maharashtra-416407	Manufacturing

BSI Group India Private Limited
Max House, Tower C,
7th Floor, Okhla Industrial Area,
Phase 3 New Delhi-110 020
India

T: +91 11 4762 9000
info.in@bsigroup.com
bsigroup.com/en-IN

The British Standards Institution
Incorporated by Royal Charter
Registered in India: CIN U74899DL1999PTC101381



bsi.

72	Silchar CFA	Gipsy Management Pvt Ltd ,Ramnagar Khelma ,Silchar, Dist – Cachar, (ASSAM) – 788003	Manufacturing
73	Pullivasal Estate (Under KDHP)	Pullivasal Estate, Pullivasal Post, Munnar	Plantation
74	Periakanal Estate (Under KDHP)	Periakanal Estate, Munnar	Plantation
75	Anandapur Estate	Post Box No.1, Ammathi, South Kodagu, Karnataka	Plantation
76	Balmany Estate	Thithimathi, South kodagu, Karnataka	Plantation
77	Cannoncadoo Estate	Post Box No.22, Sidapur, North Kodagu, Karnataka	Plantation
78	Coovercolly Estate	Post Box No. 3,Somwarpet , Karnataka	Plantation
79	Cottabetta Estate	Post Box No.16, Pollibetta, South Kodagu, Karnataka	Plantation
80	Jumboor Estate	Post Box No.25, Madapur, North Kodagu	Plantation
81	Margolly Estate	Post Box No. 20, Pollibetta, South Kodagu	Plantation
82	Nullore Estate	Post Box No. 27, Sunticoppa, North Kodagu	Plantation
83	Pollibetta Estate	Post Box No. 24, Pollibetta, South Kodagu	Plantation
84	Sunticoppa Estate	Post Box No. 27, Sunticoppa, North Kodagu	Plantation
85	Woshully Estate	Post Box No. 28, Pollibetta, South Kodagu	Plantation
86	Yemmigoondi Estate	Post Box No. 29, Pollibetta, South Kodagu	Plantation
87	Glenlorna Tea Estate & Factory	Hudikeri ,South Kodagu	Plantation

BSI Group India Private Limited
Max House, Tower C,
7th Floor, Okhla Industrial Area,
Phase 3 New Delhi-110 020
India

T: +91 11 4762 9000
info.in@bsigroup.com
bsigroup.com/en-IN

The British Standards Institution
Incorporated by Royal Charter
Registered in India: CIN U74899DL1999PTC101381





88	Goorghully Estate	Arehalli Post, Hassan District	Plantation
89	Gubgul Estate	Gubgul Post, Via Magundi, Chikmagalur Dist	Plantation
90	Karadibetta Estate	Rayarkoppal Post, Rayarkoppal, Hassan Dist.	Plantation
91	Merthikhan Estate	Basirkatte Post, Koppa Taluk, Chickmagalur Dist	Plantation
92	Mylemoney Estate	Joladalu Post, Via Mallandur, Chikmagalur Dist	Plantation
93	Ubban Estate	Post Box No.8, Ballupet Post , Hassan Dist. Karnataka	Plantation
94	Valparai Coffee Estate	Annamallais group estate, Old Valparai POST Tamilnadu state-642127, Phone-04253-221149	Plantation
95	Malakiparai Tea Estate & Factory	Annamallais group estate, Pariyaram Post, Via-Chalakydy, Kerala State-680724 Phone -04253-237225	Plantation
96	Pachaimallai Tea Estate & Factory	Annamallais group estate, Pachammalai B.P.O, Valparai, Tamilnadu state-642127 Phone-04253-222364	Plantation
97	Pannimade Tea Estate & Factory	Annamallais group estate, Pannimade post, Valparai Tamilnadu state-642127 Phone-04253-237232	Plantation
98	Uralikal Tea Estate & Factory	Annamallais group estate, Uralikal B.P.O Valparai, Tamilnadu state-642127 Phone-04253-292394	Plantation
99	Velonie Tea Estate & Factory	Annamallais group estate, Velonie B.P.O Valparai, Tamilnadu state-642127 Phone-04253-222293	Plantation
100	ICD Theni	SF#906, Vaigai dam, Periakulam road, Jayamangalam, Theni	Manufacturing
101	ICD Toopran	INSTANT COFFEE DIVISION BRAHMANPALLY VILLAGE, TOOPRAN MANDAL, MEDAK A.P.	Manufacturing
102	KNW Karnataka and Starbucks Operations	Roast & Ground Coffee Unit, Kushalnagar Works, Kudige – 571 232, Kodagu, Karnataka	Manufacturing

BSI Group India Private Limited
 Max House, Tower C,
 7th Floor, Okhla Industrial Area,
 Phase 3 New Delhi-110 020
 India

T: +91 11 4762 9000
 info.in@bsigroup.com
 bsigroup.com/en-IN

The British Standards Institution
 Incorporated by Royal Charter
 Registered in India: CIN U74899DL1999PTC101381



bsi.

103	Baikmpadi Monsooning unit, Mangalore	#128/129, .KIADB Industrial Area, Bekampady, Mangalore - 575011	Manufacturing
104	ICD Vietnam	Tata Coffee Vietnam Company Limited No:12, VSIP II A, Street 32, Vietnam Singapore Industrial Park II-A, Tan Binh Commune, Bac Tan Uyen Town	Manufacturing
105	Eight O Clock Coffee	Eight O' Clock Coffee Co., 3300 Pennsy Dr., Landover	Manufacturing
106	Joekels Tea Packers - Durban (South Africa)	Joekels Tea Packers (Pty) Ltd. 23 Hagart Rd, Hagart Road Industrial, Pinetown, South Africa	Manufacturing
107	Tata Tea Extractions - Florida	1001 W DR M L KING JR BLVD, PLANT CITY	Manufacturing
108	TGB Eaglescliffe	Durham Lane Industrial Estate, Eaglescliffe, Stockton on Tees, Teesside TS160RB	Manufacturing
109	Dhaka Joydebpur Factory Bangladesh	Tetley ACI Bangladesh Limited, House 35/E, Road 7, Block G Banani, Dhaka 1213, Bangladesh., Tel : (+88 02)5504 2281, 5504 2282, Ext - 120.	Manufacturing
110	ARUNJYOTI BIO VENTURES LIMITED (Jangaon) - 1744	NourishCo Beverages Limited C/o ARUNJYOTI BIO VENTURES LIMITED-Sy.Nos. 36/40/B, 36/39/B, 17/G/3,36/45/B, 36/33/B, 36/48/B,Kallem Village Jangaon Lingalaghanpur Mandal 506201	Manufacturing
111	GEOFASST CONSUMER PRODUCTS PRIVATE LIMITED-1742	Plot No- 726 & 800, Salna Village, 768102 Bheden Tehsil Bargarh India State 21 - Orissa	Manufacturing
112	M S Central Industries - 1788	NOURISHCO BEVERAGES LIMITED C/O M/s CENTRAL INDUSTRIES, Sy No.351/AA2, Indrakaran (V), Sangareddy (M), Sangareddy, Telangana- 502329	Manufacturing

BSI Group India Private Limited
Max House, Tower C,
7th Floor, Okhla Industrial Area,
Phase 3 New Delhi-110 020
India

T: +91 11 4762 9000
info.in@bsigroup.com
bsigroup.com/en-IN

The British Standards Institution
Incorporated by Royal Charter
Registered in India: CIN U74899DL1999PTC101381





113	M S Sarveshwara Foods & beverages LLP - 1726	SARVESHWARA FOODS AND BEVERAGES LLP., Gut No. 94 and 106, Village - Abitghar, Wada Tahashil, Palghar, Maharashtra - 421 303.	Manufacturing
114	MS SVRE Packaging Pvt Ltd, Telangana - 1768	NourishCo Beverages Limited C/O M/S. SVRE Packaging Pvt. Ltd. Post-Hasnabad, Mandal- Kodangal, Dist- Vikarabad- 509350, Telangana India	Manufacturing
115	LIFE LINE SPRING-1781	NOURISHCO BEVERAGES LIMITED C/O LIFE LINE SPRING waters Pvt Ltd, Korada Village, Near Gotta Barriage, Hiramandalam, Srikakulam District, Andhra Pradesh - 532459.	Manufacturing
116	Granary Agro-1733	Granary Agro LLP, Wafapur Banthu, Bhagwanpur, Khata No. 130, Khasra 4627, Vaishali, Bihar - 844	Manufacturing
117	GEOFASST INDUSTRIES (INDIA) LIMITED-1746	NourishCo Beverages Limited C/o GEOFASST INDUSTRIES (INDIA) LIMITED Sy. No. 276/A3, S.Lingottam (Vill),Choutuppall (M),Bhuvanagiri Yadadri 508252	Manufacturing
118	BELLBERRIES FOODS AND BEVERAGES LLP-1745	Bellberries Foods and Beverages LLP, Survey No. 84/1 A2, 84/4, 99/1, 98/2, 98/3, Sillakudi Road, Poondi Village, Ariyalur Taluk & District, Tamil Nadu - 621 653.	Manufacturing
119	Granary Beverages LLP-1780	Granary Beverages LLP, Khewat No. 190/160, Khatoni No. 245, Khasra No. 699/1(0-14), 700/1(0-18), 701(2-9), 702/2/2(0-16), 703/2(0-9), 704/2(0-7), Village Asaudha, Sonepat Road, Bahadurgarh, Sankhol, Jhajjar, Haryana - 124 505.	Manufacturing
120	BLUEBELL (NCBL) WAREHOUSE -1777	Bluebell premium Water (P) Ltd, Survey No.377/A/1, Muthangi Village, patancheru Mandal, Medak dist, Andhra Pradesh - 502300	Manufacturing
121	Frontline Beverages-1774	NourishCo Beverages Limited C/o Frontline Beverages & Agro Products Pvt Ltd, Sy NO.169/2, Penuganchiprolu village, Near VPR gardens, Krishna District- 521190 Andhra Pradesh	Manufacturing
122	Twc services-1732	NOWAPARA, MAUZA BINNAGURI J.L NO-3, SHEET NO, R.S & L.R-10, P.O-SAHUDANGIHAAT, P.S-	Manufacturing

BSI Group India Private Limited
Max House, Tower C,
7th Floor, Okhla Industrial Area,
Phase 3 New Delhi-110 020
India

T: +91 11 4762 9000
info.in@bsigroup.com
bsigroup.com/en-IN

The British Standards Institution
Incorporated by Royal Charter
Registered in India: CIN U74899DL1999PTC101381





		NEWJALPAIGURI PARGANA, BAIKUNTHPUR DIST:- JALPAIGURI, , JALPAIGURI, Jalpaiguri , West Bengal- 735135	
123	AKT Beverages-1731	AKT Beverages Private Limited, D-58 & D-59, Industrial Area, Karkhiyaon, Varanasi, Uttar Pradesh - 221005	Manufacturing
124	Lifeline Foods and Agro Products Pvt Ltd-1782	Lifeline Foods and Agro Products Pvt Ltd,SURVEY NO 164/5A Pandurangi Village, Padmanabham Mandal, VIZAG (VISAKHAPATNAM) - 530003	Manufacturing
125	SRI LAKSHMI BEVERAGES-1785	Sri Lakshmi Beverages, No. 5, Vadapathi Village, Mamandur Post, Maduranthagam Taluk, Kanchipuram Dist., Tamil Nadu - 603 111.	Manufacturing
126	PARSVA PACKERS PVT LTD-1784	AT - PLOT NO 427, 428 BILTERUAN,MANGULI,PO-HARIANTA, PSTANGI-CHOUDWAR,DIST - CUTTACK-754025, CUTTACK(EXCEPT MUNICIPAL CORPORATION), Orissa-754025	Manufacturing
127	SAGAR RATNA PRODUCTS PVT LTD-1725	PLOT NO-715A,719A,743A, SRIRAMPUR, THANA NO-48, HALKA NO-4, GAMAHARIA, Saraikela, Jharkhand-832402	Manufacturing
128	VD BEVERAGE-1722	M/S V. D. Beverages, Village-Umran, Khanpur Kharanja, Rania, Kanpur Dehat, Uttar Pradesh - 209101	Manufacturing
129	Neelkkanth Food & Beverages-1739	Neelkkanth Food & Beverages, Khasra No. 325, Gonda Khair Road, Village Bhainya Iglas, Aligarh, Uttar Pradesh,	Manufacturing
130	VD food & Beverages-1734	M/S V. D. Food & Beverages, Khasra No. 7/8K/8KH, Village Dehra, Mussorie Gulawati Industrial Area, Opposite Coco Cola, Pargana, Dasna, Dhaulana, Hapur, Uttar Pradesh - 201 015.	Manufacturing
131	Haware Grande LLP-1738	Haware Grande LLP, Plot No. IC-29/1, MIDC, Butibori, Nagpur (Rural), Nagpur, Maharashtra - 441122	Manufacturing

BSI Group India Private Limited
Max House, Tower C,
7th Floor, Okhla Industrial Area,
Phase 3 New Delhi-110 020
India

T: +91 11 4762 9000
info.in@bsigroup.com
bsigroup.com/en-IN

The British Standards Institution
Incorporated by Royal Charter
Registered in India: CIN U74899DL1999PTC101381





132	Ayushchakra health care Pvt Ltd -1757	Ayushchakra Healthcare Private Limited, Plot No. 68 To 75, Tuem Industrial Estate, Tuem, Pernem, North Goa, Goa - 403 512.	Manufacturing
133	Sagarratna Product pvt ltd-Neemrana	Not Available	Manufacturing
134	M S Girnar Packaging - 1767	NourishCo Beverages Limited C/O M/S Girnar Packaging, Plot No. 11,12&13, Konetirajupalem, Menakuru (V), Naidupeta (M), SPSR Nellore Dt. - 524421	Manufacturing
135	ARUNJYOTI BIO VENTURES Ltd (AP)- 1743	NourishCo Beverages Limited C/o ARUNJYOTI BIO VENTURES LIMITED Survey 160/1 Gopavaram road, Pin Code:- 534341	Manufacturing
136	Lifeline Foods and Agro Products Pvt Ltd- Unit 2 - 1783	NourishCo Beverages Limited,UNIT-II, NEAR GOTTA BARRAGE, KORADA VILLAGE, SRIKAKULAM,HIRAMANDALAM-532459	Manufacturing
137	Gurugram Office	Tata Consumer Products Limited Good Earth Trade Tower, Tower-B, Unit No. 405-407, 4th Floor, Sector – 62, Gurugram-Manesar Urban Complex, Gurugram, Haryana Pin code - 122101	Office
138	Shree Rani Sati Ventures LLP-1758	Planet Industrial Area, GAT No – 346 A/1/2/1 Shekhmirwadi, Taluka Khandala, District Satara	Manufacturing
139	Mumbai CF Office	Capital Foods Pvt. Ltd., Villa Capital, Sadhana Compound, SV Road, Oshiwara Bridge, Jogeshwari West, Mumbai – 400102	Office
140	HYDERABAD CFA -	Sy No.14,14 Part,170, Somaram (V),Medchal (M), Malkajgiri Dist, Telangana State-501401	Manufacturing
141	VIJAYAWADA CFA	Reach Logistics Private Limited Tata Consumer Products Ltd SURVEY NO.56/1A/2/3 VIJAYAWADA-VIJAYAWADA 521102 State: Andra Pradesh	Manufacturing
142	VIZAG CFA	New Rajumani Transport C&F Agency Pvt Ltd. BRR Commercial Complex, 175,175A, NTPC Main Gate Road, Ravada Village, Paravada Mandal, Anakapalli District, Visakhapatnam - 531021	Manufacturing

BSI Group India Private Limited
Max House, Tower C,
7th Floor, Okhla Industrial Area,
Phase 3 New Delhi-110 020
India

T: +91 11 4762 9000
info.in@bsigroup.com
bsigroup.com/en-IN

The British Standards Institution
Incorporated by Royal Charter
Registered in India: CIN U74899DL1999PTC101381





143	SHREYANSH BEVERAGES NANDYALA - 1793	Sy. No 583/c, Gajullaplli metta, Near Gajullapalli Railway Station, Gopavaram, Nandyal, Andhra Pradesh, 518583	Manufacturing
144	Dasari Springs - 1791	Dasari Springs SY. No: 80,82, & 83, Chinthapallyguda Ibrahimpatnam Mandal, Rangareddy District, Pin Code: 501510	Manufacturing
145	RYSM T FOODS AND BEVERAGES LLP	JL NO-22, VILLAGE-MOLLARBER, DANKUNI, HOOGHLY, RISHRA MUNICIPALITY, PIN-712310	Manufacturing
Additional Locations for Social and Governance			
146	TGB US Montvale - Woodcliff Lake (NJ, USA)	Woodcliff Lake (NJ, USA) - Address 155 Chestnut Ridge Road, Montvale, USA	Office
147	TCG Richmond Australia	16 Yarra Street, South Yarra Australia	Office
148	TGB Toronto Canada	Address 10 Carlson Court, Suite 410, Etobicoke	Office
149	Stansand Blantyre (Malawi)	Stansand (Central Africa) Ltd, PO Box 546, Blantyre (Malawi)	Office
150	Dubai (Dubai)	W. J. Towell & Co. LLC, P.O. Box 2581, Dubai, UAE	Office
151	Provence Trading & Industries Pvt Ltd-1771	MOUZA:BHAGATIPUR, JL NO-7,P.S. SANKRAIL, , Howrah, West Bengal-711313	Manufacturing
152	Rare Shaades pvt ltd-1740	Rare Shaades Private Limited, 641, 642, 643, 644, 645, 3755/649, 656, Palanakala, Mavali, Udaipur, Rajasthan - 313 204.	Manufacturing
153	JENUS BEVERAGE LLP-1779	Vill: Saraberiya, Pargacha, PS: Duttapukur, PO: Kadambagachi, Pin- 700124, Dist- North 24 Pargana, BARASAT-II, North Twenty Four Parganas, West Bengal- 700124	Manufacturing

BSI Group India Private Limited
Max House, Tower C,
7th Floor, Okhla Industrial Area,
Phase 3 New Delhi-110 020
India

T: +91 11 4762 9000
info.in@bsigroup.com
bsigroup.com/en-IN

The British Standards Institution
Incorporated by Royal Charter
Registered in India: CIN U74899DL1999PTC101381





154	Plime agro Industries Limited-1754	Plime Agro Inds. Ltd., Khata No. 92/100, Killa No. 15/3, Kill No. 11, 19/2, 20/1, 22/1, 18/2/1, 19/1/1, 12/1, Area 25, Kanal 12, Marla, Bardhala, Samrala, Ludhiana, Punjab - 141 114.	Manufacturing
155	MS SVRE Packaging Pvt Ltd, Karnataka - 1724	S. V. R. E. Packaging Pvt. Ltd., Sy. No. 18/27-29, GP Khatha No. 44/18, Dombarahatti, Kattigehalli, Gowdagere (Post), Kunigal (Taluk), Kunigal, Tumkur, Karnataka - 572 130.	Manufacturing
156	MS Hindustan food-1765	Hindustan Foods Limited, Plot No. 11B & 11C, KIADB Industrial Area, Nanjangud, Mysore, Karnataka-571302	Manufacturing
157	Pan Foods(Div of Kayem Foods Industries Pvt Ltd)	G.T .Road Opposite Khadi Ashram, Panipat , Hayana - 132104	Manufacturing
158	ANN FMCG Pvt Ltd	Village Goal Jamala, Tehsil- Nalagarh, Dist- Solan, Himachal Pradesh -174101	Manufacturing

List of locations under the reporting boundary:

The reporting boundary for Environmental KPIs is limited to the 145 locations in India (134) and Overseas (11) operations and environmental performance data for 8 locations is not covered in the reporting boundary as the premises are shared with other tenants. The reporting boundary covers 158 locations in India and overseas under Social and Governance performance parameters

List of locations sampled for verification:

Velonie Tea Estate & Factory (Plantation), ICD Theni (Manufacturing), ITD, Munnar PC (Manufacturing), Periakanal Estate (under KDHP) (Plantation), Tetley Cochin PC (Manufacturing), CF- Vapi Unit (Manufacturing), TGB Eaglescliffe (Manufacturing), Eight O Clock Coffee (Manufacturing), Mylemoney Estate (Plantation), Yemmigoondi Estate (Plantation), ICD Vietnam (Manufacturing)

BSI Group India Private Limited
Max House, Tower C,
7th Floor, Okhla Industrial Area,
Phase 3 New Delhi-110 020
India

T: +91 11 4762 9000
info.in@bsigroup.com
bsigroup.com/en-IN

The British Standards Institution
Incorporated by Royal Charter
Registered in India: CIN U74899DL1999PTC101381

