



**THE SUKHJIT
STARCH AND CHEMICALS
LIMITED**

EVOLVING WITH NATURE

Ref: SSC/SVP/SE/2025-26/C-1211

Dt: 13/11/2025

BY E-FILING

To, The General Manager-Listing Department BSE Limited 25th Floor, P.J. Towers, Dalal Street, Fort, MUMBAI- 400 001 Ref: Security Code: 524542	To, The General Manager-Listing Department The National Stock Exchange of India Limited Exchange Plaza, 5 th Floor, Plot No. C/1, G Block, BandraKurla Complex, Bandra (E), Mumbai- 400 051 Ref: Symbol: SUKHJITS
---	---

Re: Outcome of the Board Meeting held on date

(meeting commenced at 11:30 A.M. and concluded at 01:15 P.M).

Pursuant to Regulation 30 & 33 to the SEBI (LODR) Regulation, 2015

Dear Sir,

Please find enclosed herewith the following:-

1. A copy of Standalone & Consolidated Quarterly Unaudited Financial Results for the quarter / half year ended 30th September, 2025, as approved by the Board of Directors in their meeting held today.
2. Limited Review Reports of the Statutory Auditors, of date i.e. 13/11/2025 for the quarter / half year ended 30th September, 2025 for the Standalone & Consolidated Results.
3. A copy of the Extract of the Quarterly Unaudited Financial Results for the quarter / half year ended 30th September, 2025, to be published in the newspaper.

The Unaudited Financial Results are also being uploaded on the Company's website: www.sukhjitgroup.com

You are requested to kindly take note of the same.

Thanking You,

Yours Faithfully,

FOR THE SUKHJIT STARCH & CHEMICALS LTD

Sr. VICE PRESIDENT (FINANCE)
& COMPANY SECRETARY



Encl. As above
SARAI ROAD, PHAGWARA
DISTT. KAPURTHALA
PUNJAB 144 401, INDIA

T +91 1824 468800, 260314
F +91 1824 261 669, 262077
E SUKHJIT@SUKHJITGROUP.COM
CIN : L15321PB1944PLC001925

ISO 9001:200 Certified
& FSSC:22000 Company

WWW.SUKHJITGROUP.COM


THE SUKHJIT STARCH & CHEMICALS LIMITED

REGD. OFFICE : PHAGWARA - 144 401

UNAUDITED FINANCIAL RESULTS FOR THE QUARTER / SIX MONTHS ENDED 30TH SEPTEMBER, 2025.

Rs. (In Crores)


Particulars	Quarter Ended - Standalone			Half Year Ended - Standalone		Year Ended - Standalone
	30.09.2025	30.06.2025	30.09.2024	30.09.2025	30.09.2024	31.03.2025
	(Unaudited)	(Unaudited)	(Unaudited)	(Unaudited)	(Unaudited)	(Audited)
1 Revenue from Operations	312.68	367.20	363.87	679.88	753.70	1,486.19
2 Other Income	3.90	2.86	2.22	6.76	2.81	6.83
3 Total Income(1+2)	316.58	370.06	366.09	686.64	756.51	1,493.02
4 Expenses						
a) Cost of Material Consumed	248.02	268.49	277.10	516.51	541.38	1,134.60
b) Changes in Inventories of Finished Goods and Work-In-Progress	(23.09)	12.43	(17.23)	(10.66)	6.76	(40.88)
c) Employee Benefits Expense	16.46	14.86	15.21	31.32	30.62	62.61
d) Finance Costs	8.25	7.12	8.58	15.37	15.71	28.52
e) Depreciation and amortisation expense	7.10	7.10	6.70	14.20	13.40	28.39
f) Other Expenditure	55.14	54.39	58.90	109.53	113.60	226.90
Total Expenses (4)	311.88	364.39	349.26	676.27	721.47	1,440.14
5 Profit / (Loss) before Exceptional item and tax (3-4)	4.70	5.67	16.83	10.37	35.04	52.88
6 Exceptional items	-	-	-	-	-	-
7 Profit / (Loss) before tax (5-6)	4.70	5.67	16.83	10.37	35.04	52.88
8 Tax Expenses						
i) Current Tax	0.43	0.42	2.90	0.85	6.50	11.40
ii) Deferred Tax	0.20	0.50	1.30	0.70	2.30	2.00
9 Profit / (Loss) for the period (7-8)	4.07	4.75	12.63	8.82	26.24	39.48
Add/(Less) Minority Interest						
10 Other Comprehensive Income (OCI)						
a) Items that will not be reclassified to profit or loss	(0.30)	(0.35)	(0.11)	(0.65)	(0.40)	(0.11)
b) Income tax on items that will not be reclassified to profit or loss	0.07	0.09	0.03	0.16	0.10	0.03
c) Items that will be reclassified to profit or loss	0.82	0.52	1.71	1.34	3.17	2.81
d) Income tax on items that will be reclassified to profit or loss	(0.20)	(0.13)	(0.44)	(0.33)	(0.81)	(0.71)
Total Comprehensive Income for the period	4.46	4.88	13.82	9.34	28.31	41.50
11 Paid up Equity Share Capital (Face Value of Rs. 5 each)	15.62	15.62	15.62	15.62	15.62	15.62
12 Reserve Excluding Revaluation Reserve (As per Balance sheet of Previous Accounting Year)						551.62
13 Earning Per Share (Rs.) (Not Annualised) :						
Basic	1.30	1.52	4.04	2.82	8.40	12.64
Diluted	1.30	1.52	4.04	2.82	8.40	12.64



Handwritten signature and date

Balance Sheet

	Particular	Standalone as at 30.09.2025 (unaudited)	Standalone as at 30.09.2024 (unaudited)	Standalone as at 31.03.2025 (Audited)
ASSETS				
1	<u>Non-current assets</u>			
	a) Property, Plant and Equipment	412.55	397.23	429.12
	b) Right to Use	3.85	3.99	3.92
	c) Capital work-in-progress	20.13	41.91	17.33
	d) Investment Property	16.91	21.60	20.62
	e) Other Intangible assets	0.03	0.01	0.03
	f) Financial Assets			
	i) Investments	38.53	38.53	38.53
	g) Other non-current assets	24.86	24.57	24.60
2	<u>Current Assets</u>			
	a) Inventories	380.15	260.47	215.34
	b) Financial Assets			
	i) Investments	73.26	70.60	52.57
	ii) Trade receivables	93.06	80.96	113.38
	iii) Cash and cash equivalents	0.72	1.32	0.65
	iv) Bank balances other than iii. above	15.32	13.78	14.94
	v) Other Loans & Advances	44.66	44.85	45.91
	c) Income Tax Asset (Net)	4.55	2.59	2.92
	c) Other Current Assets	3.40	25.37	24.84
	Total Assets	1131.98	1027.78	1004.70
EQUITY AND LIABILITIES				
<u>Equity</u>				
	a) Equity Share capital	15.62	15.62	15.62
	b) Other Equity	557.83	539.96	551.62
<u>Liabilities</u>				
1	<u>Non-current Liabilities</u>			
	a) Financial Liabilities			
	i) Borrowings	88.09	79.25	82.32
	b) Deferred Tax Liabilities (Net)	41.62	41.55	40.74
	c) Lease Liability	5.94	5.63	5.80
	d) Deferred Income -Govt. Grant(s)	2.49	2.61	2.55
	e) Other non-current Liabilities	16.99	16.14	20.19
2	<u>Current Liabilities</u>			
	a) Financial Liabilities			
	Borrowings	301.59	258.44	193.98
	Trade Payables			
	i) Micro, Small & Medium Enterprises	3.20	4.08	3.72
	ii) Others	85.75	48.46	68.85
	b) Other current Liabilities	12.86	16.04	19.31
	Total Equity and Liabilities	1131.98	1027.78	1004.70



Notes :

- (i) These results, reviewed by the Audit Committee have been taken on record by the Board of Directors in their meeting held on Thursday, the 13th day of November, 2025.
- (ii) The Financial results have been prepared in accordance with the Companies Indian Accounting Standards (Ind AS), in pursuance to the provisions of section 133 of the Companies Act, 2013 and other accounting principles generally accepted in India.
- (iii) The Company manufactures starch & its derivatives, a single segment as per Ind AS-108.
- (iv) Figures for the previous year / periods have been regrouped / recast / rearranged to make the same comparable with current period figures.

Place : Phagwara

Dated : 13th November, 2025

For The Sukhjit Starch & Chemicals Limited

(K.K. Sardana)
Managing Director
(DIN : 00398376)



A handwritten signature in blue ink, appearing to read "K.K. Sardana", written over a horizontal line.





Yoginder Kumar Sud
B.Com. F.C. A

Ambika Towers, 4th Floor, Police Lines Rd.
JALANDHAR 144 001
Phone: off: 2220220, 2224174
Fax: 0181-5007172


UDIN:- 25016875BMLIWG2171

Independent Auditor's Review Report on Quarterly and year to date Unaudited Standalone Financial Results Pursuant to the Regulation 33 of the SEBI (Listing Obligations and Disclosure Requirements) regulation 2015, as amended

To the Board of Directors
The Sukhjit Starch & Chemicals Ltd.
Phagwara

1. We have reviewed the accompanying statement of unaudited financial results of The Sukhjit Starch & Chemicals Ltd. for the quarter/ half year ended September 30, 2025 ("the Statement"), being submitted by the company pursuant to the requirement of Regulation 33 of the SEBI (Listing Obligations and Disclosure Requirements) Regulations, 2015, as amended.
2. This Statement, which is the responsibility of the Company's Management and approved by the Company's Board of Directors, has been prepared in accordance with the recognition and measurement principles laid down in Indian Accounting Standard 34 "Interim Financial Reporting" ("Ind AS 34"), prescribed under Section 133 of the Companies Act, 2013, as amended, read with relevant rules issued hereunder and other accounting principles generally accepted in India. Our responsibility is to express a conclusion on the Statement based on our review.
3. We conducted our review of the Statement in accordance with the Standard on Review Engagements (SRE) 2410 "Review of Interim Financial Information Performed by the Independent Auditor of the Entity", issued by the Institute of Chartered Accountants of India. This standard requires that we plan and perform the review to obtain moderate assurance as to whether the financial statements are free of material misstatement. A review of interim financial information consists of making inquiries, primarily of person responsible for financial and accounting matters, and applying analytical and other review procedures. A review is substantially less in scope than an audit conducted in accordance with Standard of Auditing and consequently does not enable us to obtain assurance that we could become aware of all significant matters that might be identified in an audit. Accordingly, we do not express an audit opinion.
4. Based on our review conducted as above, nothing has come to our attention that causes us to believe that the accompanying statement of unaudited financial results prepared in accordance with applicable accounting standards and other recognized accounting practices and policies, has not disclosed the information required to be disclosed in terms of Regulation 33 of the SEBI (Listing Obligations and Disclosure Requirements) Regulations, 2015 as amended including the manner in which it is to be disclosed, or that It contains any material misstatement.
Our conclusion on the Statement is not modified in respect of the above matter.

FOR Y K SUD & COMPANY
CHARTERED ACCOUNTANTS



Place: Jalandhar
Dated : 13th November, 2025


THE SUKHJIT STARCH & CHEMICALS LIMITED

REGD. OFFICE : PHAGWARA - 144 401


UNAUDITED FINANCIAL RESULTS FOR THE QUARTER / SIX MONTHS ENDED 30TH SEPTEMBER, 2025.

Rs. (In Crores)

Particulars	Quarter Ended - Consolidated			Half Year Ended - Consolidated		Year Ended - Consolidated
	30.09.2025	30.06.2025	30.09.2024	30.09.2025	30.09.2024	31.03.2025
	(Unaudited)	(Unaudited)	(Unaudited)	(Unaudited)	(Unaudited)	(Audited)
1 Revenue from Operations	314.61	369.13	367.81	683.74	762.94	1,497.95
2 Other Income	4.59	3.30	2.54	7.89	3.47	8.24
3 Total Income(1+2)	319.20	372.43	370.35	691.63	766.41	1,506.19
4 Expenses						
a) Cost of Material Consumed	247.19	268.70	276.54	515.89	540.87	1,140.33
b) Changes in Inventories of Finished Goods and Work-In-Progress	(21.66)	12.63	(14.34)	(9.03)	13.62	(40.32)
c) Employee Benefits Expense	17.11	15.59	15.90	32.70	32.13	66.37
d) Finance Costs	8.84	7.27	8.83	16.11	16.29	30.08
e) Depreciation and amortisation expense	9.05	9.05	8.71	18.10	17.43	35.90
f) Other Expenditure	53.76	53.17	57.96	106.93	110.85	219.88
Total Expenses (4)	314.29	366.41	353.60	680.70	731.19	1,452.24
5 Profit / (Loss) before Exceptional item and tax (3-4)	4.91	6.02	16.75	10.93	35.22	53.95
6 Exceptional items						
7 Profit / (Loss) before tax (5-6)	4.91	6.02	16.75	10.93	35.22	53.95
8 Tax Expenses						
i) Current Tax	0.41	0.51	2.90	0.92	6.55	11.45
ii) Deferred Tax	0.20	0.50	1.30	0.70	2.30	2.55
9 Profit / (Loss) for the period (7-8)	4.30	5.01	12.55	9.31	26.37	39.95
Add/(Less) Minority Interest						
10 Other Comprehensive Income (OCI)						
a) Items that will not be reclassified to profit or loss	(0.30)	(0.35)	(0.11)	(0.65)	(0.40)	(0.11)
b) Income tax on items that will not be reclassified to profit or loss	0.07	0.09	0.03	0.16	0.10	0.03
c) Items that will be reclassified to profit or loss	0.82	0.52	1.71	1.34	3.17	2.81
d) Income tax on items that will be reclassified to profit or loss	(0.20)	(0.13)	(0.44)	(0.33)	(0.81)	(0.71)
Total Comprehensive Income for the period	4.69	5.14	13.74	9.83	28.43	41.97
11 Paid up Equity Share Capital (Face Value of Rs. 5 each)	15.62	15.62	15.62	15.62	15.62	15.62
12 Reserve Excluding Revaluation Reserve						527.46
(As per Balance sheet of Previous Accounting Year)						
13 Earning Per Share (Rs.) (Not Annualised) :						
Basic	1.38	1.60	4.02	2.98	8.44	12.79
Diluted	1.38	1.60	4.02	2.98	8.44	12.79



K. U. S. D. & Co.



	Particular	Consolidated as at 30.09.2025 (unaudited)	Consolidated as at 30.09.2024 (unaudited)	Consolidated as at 31.03.2025 (Audited)
	ASSETS			
1	<u>Non-current assets</u>			
a)	Property, Plant and Equipment	515.23	506.20	536.11
b)	Right to Use	8.87	9.24	9.06
c)	Capital work-in-progress	21.85	43.85	18.88
d)	Investment Property	17.35	22.04	21.06
e)	Other Intangible assets	0.03	0.01	0.03
f)	Financial Assets			
i)	Investments	0.01	0.01	0.01
g)	Other non-current assets	4.21	3.92	3.95
2	<u>Current Assets</u>			
a)	Inventories	388.90	265.45	226.93
b)	Financial Assets			
i)	Investments	73.26	70.60	52.57
ii)	Trade receivables	93.18	81.23	113.53
iii)	Cash and cash equivalents	0.76	1.53	0.93
iv)	Bank balances other than iii. above	15.33	13.79	14.95
v)	Other Loans & Advances	6.54	5.15	3.77
c)	Income Tax Asset (Net)	4.89	3.12	3.16
c)	Other Current Assets	3.42	25.42	25.08
	Total Assets	1153.83	1051.56	1030.02
	EQUITY AND LIABILITIES			
	<u>Equity</u>			
a)	Equity Share capital	15.62	15.62	15.62
b)	Other Equity	534.17	515.45	527.46
c)	Minority Interest	0.02	0.01	0.02
	<u>Liabilities</u>			
1	<u>Non-current Liabilities</u>			
a)	Financial Liabilities			
i)	Borrowings	88.09	79.25	82.32
b)	Deffered Tax Liabilities (Net)	38.80	38.72	38.47
c)	Lease Liability	15.04	14.08	14.46
d)	Deferred Income -Govt. Grant(s)	31.12	32.57	31.84
e)	Other non-current Liabilities	17.28	16.33	20.70
2	<u>Current Liabilities</u>			
a)	Financial Liabilities			
	Borrowings	306.24	267.20	201.84
	Trade Payables			
i)	Micro, Small & Medium Enterprises	3.21	4.76	6.12
ii)	Others	90.40	51.44	71.44
b)	Other current Liabilities	13.84	16.13	19.73
	Total Equity and Liabilities	1153.83	1051.56	1030.02



Notes :

- (i) These consolidated financial results, reviewed by the Audit Committee have been approved by the Board of Directors in their meeting held on Thursday, the 13th day of November, 2025.
- (ii) The Consolidated Financial results have been prepared in accordance with the Companies Indian Accounting Standards (Ind AS) , in pursuance to the provisions of section 133 of the Companies Act, 2013 and other accounting principles generally accepted in India.
- (iii) The consolidated results mainly include results of Sukhjiti Mega Food Park & Infra Limited and also The Vijoy Steel and General Mills Co. Limited, which is not a material subsidiary. It also include some relevant figures of Scott Industries Limited, which is a closed entity. The Segment figures have been separately given accordingly.
- (iv) Figures for the previous year / periods have been regrouped / recast / rearranged to make the same comparable with current period figures.

For The Sukhjiti Starch & Chemicals Limited

(K.K. Sardana)
Managing Director
(DIN : 00398376)



A handwritten signature in blue ink, appearing to read "K.K. Sardana", written over a horizontal line.

Place : Phagwara

Dated : 13th November, 2025



THE SUKHJIT STARCH & CHEMICALS LTD., PHAGWARA
Cash Flow Statement

	(Rs. Crores)					(Rs. Crores)
	Year to date Standalone figures for current HY ended 30/09/2025 (Unaudited)	Year to date Standalone figures for HY ended 30/09/2024 (Unaudited)	Standalone for the year ended 31/03/2025 (Audited)	Year to date Consolidated figures for current HY ended 30/09/2025 (Unaudited)	Year to date Consolidated figures for HY ended 30/09/2024 (Unaudited)	Consolidated for the year ended 31/03/2025 (Audited)
I Flows from operating activities						
Net Profit before tax	10.37	35.04	52.88	10.93	35.22	53.95
<u>Adjustments for non-cash items</u>						
Depreciation	14.20	13.40	28.38	18.10	17.43	35.90
Interest on lease liability	0.30	0.30	0.58	0.73	0.73	1.45
Provision	-	-	0.02	-	-	0.02
<u>Adjustments for non operating activities</u>						
Interest received	(0.60)	(0.79)	(2.01)	(0.60)	(0.79)	(2.08)
Interest paid	15.07	15.41	27.41	15.38	16.29	28.10
Apportionment of Deferred Income	(0.06)	(0.06)	(0.13)	(0.72)	(0.72)	(1.46)
(Profit) Loss on sale of investments/assets	(6.10)	(1.96)	(4.67)	(6.57)	(1.96)	(4.67)
Flows from operations before working capital changes	33.18	61.34	102.46	37.25	66.20	111.21
<u>Changes in working capital</u>						
Trade and other receivables	43.01	(6.94)	(39.91)	39.24	(7.86)	(38.47)
Inventories	(164.81)	(42.71)	2.42	(161.97)	(34.97)	3.55
Trade payables	16.38	(17.74)	2.28	16.05	(19.20)	2.10
Other Liabilities	(6.45)	(2.46)	0.83	(4.64)	(2.43)	1.19
II Flows from operating activities	(78.69)	(8.51)	68.08	(74.07)	1.74	79.58
Net Direct Taxes Paid	(6.12)	(6.47)	(11.86)	(6.26)	(6.63)	(11.81)
Net Flows from operating activities (A)	(84.81)	(14.98)	56.22	(80.33)	(4.89)	67.77
<u>Flows from investing activities</u>						
Purchase of assets	3.09	(15.69)	(38.90)	3.45	(15.85)	(39.84)
Net sale of investments/assets	(7.05)	15.96	36.64	(6.18)	15.96	36.52
Interest received	0.60	0.79	2.01	0.60	0.79	2.08
Net Flows from investing activities (B)	(3.36)	1.06	(0.25)	(2.13)	0.90	(1.24)
III Flows from financing activities						
Loans raised for working capital	107.61	50.06	(6.90)	104.40	45.50	(8.36)
Term Loans raised	-	-	-	-	-	-
Repayment of Term Loan	(3.75)	(18.77)	(26.27)	(5.75)	(22.77)	(34.27)
Other Loans raised/paid	2.57	(1.89)	5.23	2.35	(2.16)	5.29
Equity Share Capital & Security Premium	-	-	-	-	-	-
Dividends paid(including DDT)	(2.52)	(0.10)	(0.12)	(2.52)	(0.10)	(0.12)
Lease Rent Paid	(0.22)	(0.22)	(0.26)	(0.43)	(0.43)	(0.65)
Interest paid	(15.07)	(15.41)	(27.41)	(15.38)	(16.29)	(28.10)
Net Flows from financing activities (C)	88.62	13.67	(55.73)	82.67	3.75	(66.21)
Net Cash Flows during the period (A+B+C)	0.45	(0.25)	0.24	0.21	(0.24)	0.32
Cash & Cash equivalents at the beginning of the period	15.59	15.35	15.35	15.88	15.56	15.56
Cash & Cash equivalents at the end of the period	16.04	15.10	15.59	16.09	15.32	15.88



K.K. D...

Consolidated Segment wise Revenue, Results, assets and Liabilities for the Quarter / Six Months ended 30th September, 2025

Rs. (In Crores)

Particulars	Consolidated for Three Months ended 30.09.2025 (Unaudited)	Consolidated for Preceding Three Months ended 30.06.2025 (Unaudited)	Consolidated for Corresponding Three Months (in the prev. year) ended 30.09.2024 (Unaudited)	Consolidated for Six Months ended 30.09.2025 (Unaudited)	Consolidated for Corresponding Six Months (in the prev. year) ended 30.09.2024 (Unaudited)	Consolidated for Accounting year ended 31.03.2025 (Audited)
1 Segment Revenue (Revenue from operations & other Income)						
(a) Maize Processing Division	316.58	370.06	366.09	686.64	756.51	1,493.02
(b) Infrastructure Division	16.39	12.34	16.84	28.73	33.72	61.68
(c) Others	0.42	1.02	0.38	1.44	1.12	2.57
Total	333.39	383.42	383.31	716.81	791.35	1,557.27
Less: Inter Division Transfers	14.19	10.99	12.96	25.18	24.94	51.08
Total Segment Revenue	319.20	372.43	370.35	691.63	766.41	1,506.19
2 Segment Results (Profit before Interest & Tax)						
(a) Maize Processing Division	12.95	12.79	25.41	25.74	50.75	81.40
(b) Infrastructure Division	0.38	0.37	0.13	0.75	0.69	2.47
(c) Others	0.42	0.13	0.04	0.55	0.07	0.16
Total Segment Results	13.75	13.29	25.58	27.04	51.51	84.03
Less: Finance Cost	8.84	7.27	8.83	16.11	16.29	30.08
Total Profit before Tax	4.91	6.02	16.75	10.93	35.22	53.95
3 Segment Assets						
(a) Maize Processing Division	1,032.73	1,037.99	928.20	1032.73	928.20	901.34
(b) Infrastructure Division	120.89	126.23	121.53	120.89	121.53	127.90
(c) Others	0.21	1.39	1.83	0.21	1.83	1.39
Total Segment Assets	1,153.83	1,165.61	1051.56	1153.83	1051.56	1,030.63
4 Segment Liabilities						
(a) Maize Processing Division	558.52	563.76	472.20	558.52	472.20	435.19
(b) Infrastructure Division	45.40	49.08	47.93	45.40	47.93	51.54
(c) Others	0.10	0.32	0.35	0.10	0.35	0.19
Total Segment Liabilities	604.02	613.16	520.48	604.02	520.48	486.92

Place: Phagwara
Dated: 13th November, 2025

For The Sukhjit Starch & Chemicals Limited

(K K. Sardana)
Managing Director
(DIN : 00398376)





Yoginder Kumar Sud
B.Com. F.C. A

Ambika Towers, 4th Floor, Police Lines Rd.
JALANDHAR 144 001
Phone: off: 2220220, 2224174
Fax: 0181-5007172

UDIN:- 25016875BMLIWF3083

Independent Auditor's Review Report on Quarterly and year to date Unaudited Consolidated Financial Results Pursuant to the Regulation 33 of the SEBI (Listing Obligations and Disclosure Requirements) Regulation 2015, as amended

To the Board of Directors
The Sukhjit Starch & Chemicals Ltd.,
Phagwara

1. We have reviewed the accompanying Statement of Consolidated Unaudited Financial Results of The Sukhjit Starch & Chemicals Ltd. ("the Parent") and its subsidiaries (the Parent and its subsidiaries together referred to as "the Group") for the quarter/ half year ended September 30, 2025 ("the Statement"), being submitted by the Parent pursuant to the requirement of Regulation 33 of the SEBI (Listing Obligations and Disclosure Requirements) Regulations, 2015, as amended.
2. This Statement, which is the responsibility of the Parent's Management and approved by the Parent's Board of Directors, has been prepared in accordance with the recognition and measurement principles laid down in Indian Accounting Standard 34 "Interim Financial Reporting" ("Ind AS 34"), prescribed under Section 133 of the Companies Act, 2013, and other accounting principles generally accepted in India. Our responsibility is to express a conclusion on the Statement based on our review.
3. We conducted our review of the Statement in accordance with the Standard on Review Engagements (SRE) 2410 "Review of Interim Financial Information Performed by the Independent Auditor of the Entity", issued by the Institute of Chartered Accountants of India. A review of interim financial information consists of making inquiries, primarily of persons responsible for financial and accounting matters, and applying analytical and other review procedures. A review is substantially less in scope than an audit conducted in accordance with Standards on Auditing and consequently does not enable us to obtain assurance that we would become aware of all significant matters that might be identified in an audit. Accordingly, we do not express an audit opinion.

We also performed procedures in accordance with the circular issued by the SEBI under Regulation 33 (8) of the SEBI (Listing Obligations and Disclosure Requirements) Regulations, 2015, as amended, to the extent applicable.

4. The Statement includes the results of the following subsidiaries entities:-
 - i) Sukhjit Mega Food Park & Infra Ltd.
 - ii) The Vljay Steel and General Mills Co. Ltd.
 - iii) Scott Industries Ltd.
5. Based on our review conducted and procedures performed as stated in paragraph 3 above and based on the consideration of the review reports of other auditors referred to in paragraph 6 below, nothing has come to our attention that causes us to believe that the accompanying Statement, prepared in accordance with the recognition and measurement principles laid down in the aforesaid Indian Accounting Standard and other accounting principles generally accepted in India, has not disclosed the information required to be





Y.K.SUD & CO.
(CHARTERED ACCOUNTANTS)
(A Peer Reviewed Firm, No:- 020361)


Yoginder Kumar Sud
B.Com. F.C. A

Ambika Towers, 4th Floor, Police Lines Rd.
JALANDHAR 144 001
Phone: off: 2220220, 2224174
Fax: 0181-5007172

- disclosed in terms of Regulation 33 of the SEBI (Listing Obligations and Disclosure Requirements) Regulations, 2015, as amended, including the manner in which it is to be disclosed, or that it contains any material misstatement.
6. The consolidated unaudited financial results includes the interim results of three subsidiaries which have not been reviewed/audited by their auditors, whose interim financial results reflect total revenues of Rs. 4.99 cr and total net profit of Rs. 0.56 cr in the six months ended September 30, 2025 as considered in the consolidated unaudited financial results. According to the information and explanations given to us by the Management, these interim financial results are not material to the Group.

Our conclusion on the Statement is not modified in respect of the above matter.

FOR Y K SUD & COMPANY
CHARTERED ACCOUNTANTS



Place: Jalandhar
Dated : 13th November, 2025

Prop.
Memb. No. 016875

THE SUKHJIT STARCH & CHEMICALS LIMITED

Regd. Office: Sarai Road, Phagwara-144401, CIN: L15321PB1944PLC001925

E mail: sukhjit@sukhjitgroup.com Website: www.sukhjitgroup.com Ph. 01824-468800

EXTRACT OF THE UNAUDITED FINANCIAL RESULTS FOR THE QUARTER/ HALF YEAR ENDED 30 TH SEPTEMBER, 2025


(in Rs. Crores)

Particulars	Standalone For Three Months ended 30.09.2025 (Unaudited)	Standalone For Three Months ended 30.06.2025 (Unaudited)	Standalone For Corresponding Three Months (in the prev. year) ended 30.09.2024 (Unaudited)	Standalone for Six Months ended 30.09.2025 (Unaudited)	Standalone for Corresponding Six Months (in the prev. year) ended 30.09.2024 (Unaudited)	Standalone for ended year 31.03.2025 (Audited)
1) Total Income/Revenue from Operations (Net of Discounts)	316.58	370.06	366.09	686.64	756.51	1493.02
2) Net Profit for the period before Tax (before/ after exceptional items)	4.70	5.67	16.83	10.37	35.04	52.88
3) Net Profit for the period after Tax (before/ after exceptional items)	4.07	4.75	12.63	8.82	26.24	39.48
4) Total Comprehensive Income for the period (Comprising Profit for the period after Tax and other Comprehensive Income (OCI) after Tax)	4.46	4.88	13.82	9.34	28.31	41.50
5) Paid up Equity Share Capital	15.62	15.62	15.62	15.62	15.62	15.62
6) Earning Per Share in Rs. (face value of Rs.5 each, Basic & Diluted)	1.30	1.52	4.04	2.82	8.40	12.64
Particulars	Consolidated For Three Months ended 30.09.2025 (Unaudited)	Consolidated For Three Months ended 30.06.2025 (Unaudited)	Consolidated For Corresponding Three Months (in the prev. year) ended 30.09.2024 (Unaudited)	Consolidated for Six Months ended 30.09.2025 (Unaudited)	Consolidated for Corresponding Six Months (in the prev. year) ended 30.09.2024 (Unaudited)	Consolidated for year ended 31.03.2025 (Audited)
1) Total Income/Revenue from Operations (Net of Discounts)	319.20	372.43	370.35	691.63	766.41	1506.19
2) Net Profit for the period before Tax (before/ after exceptional items)	4.91	6.02	16.75	10.93	35.22	53.95
3) Net Profit for the period after Tax (before/ after exceptional items)	4.30	5.01	12.55	9.31	26.37	39.95
4) Total Comprehensive Income for the period (Comprising Profit for the period after Tax and other Comprehensive Income (OCI) after Tax)	4.69	5.14	13.74	9.83	28.43	41.97
5) Paid up Equity Share Capital	15.62	15.62	15.62	15.62	15.62	15.62
6) Earning Per Share in Rs. (face value of Rs.5 each, Basic & Diluted)	1.38	1.60	4.02	2.98	8.44	12.79

Notes: The above is an extract of the detailed format of Quarterly/ Half Yearly Audited Financial Results prepared under Ind AS and filed with the Stock exchange on 13th November, 2025, under Regulation 33 of SEBI (Listing Obligations and Disclosure Requirement) Regulations, 2015. The full format of the quarterly / half yearly financial results is available on the Stock exchange website of BSE at www.bseindia.com & of NSE at www.nseindia.com and also on Company's website at www.sukhjitgroup.com.

Dated: 13th November, 2025

Place : Phagwara


(K.K. Sardana)
Managing Director

