

SUPREME POWER EQUIPMENT LIMITED

Manufacturers of SPEL & ROWSONS Brand Power and Distribution Transformers

Registered Office and Factory :

No. 55, Sidco Industrial Estate, Thirumazhisai, Chennai - 600 124. Tamilnadu, India

Tel : +91 44 26811221, +91 44 26811212, +91 44 26811226,

E-mail:info@supremepower.in, cs@supremepower.in Website : www.supremepower.in



CIN : L31200TN2005PLC056666

Date:16.08.2025

To,
National Stock Exchange of India Ltd.
Exchange Plaza, 5th Floor,
Plot No. C /1, G Block,
Bandra - Kurla Complex,
Bandra (E), Mumbai – 400 051, Maharashtra, India.

Scrip Symbol: SUPREMEPWR

Subject: Announcement under Regulation 30 of Securities and Exchange Board of India (Listing Obligations and Disclosure Requirements) Regulations, 2015.

Dear Sir / Madam,

Pursuant to Regulation 30 read with Schedule III of the SEBI (Listing obligations and Disclosure Requirements) Regulations, 2015, we have enclosed herewith the Investor Presentation released by the company for the First quarter ended on June 30, 2025. The aforesaid information will also be available on the website of the Company i.e. <https://www.supremepower.in/investor.php>.

Kindly acknowledge and take the same on records.

Thanking you,

Yours faithfully,
For Supreme Power Equipment Limited

Priyanka Bansal
Company Secretary and Compliance Officer



Supreme Power Equipment Limited

Q1 FY26 Investor Presentation

This presentation and the accompanying slides (the Presentation), which have been prepared by **Supreme Power Equipment Limited (Supreme, SPEL, The Company)** solely for information purposes and do not constitute any offer, recommendation or invitation to purchase or subscribe for any securities, and shall not form the basis or be relied on in connection with any contract or binding commitment what so ever. No offering of securities of the Company will be made except by means of a statutory offering document containing detailed information about the Company.

This Presentation has been prepared by the Company based on information and data which the Company considers reliable, but the Company makes no representation or warranty, express or implied, whatsoever, and no reliance shall be placed on, the truth, accuracy, completeness, fairness and reasonableness of the contents of this Presentation. This Presentation may not be all inclusive and may not contain all of the information that you may consider material. Any liability in respect of the contents of, or any omission from, this Presentation is expressly excluded.

Certain matters discussed in this Presentation may contain statements regarding the Company's market opportunity and business prospects that are individually and collectively forward-looking statements. Such forward-looking statements are not guarantee of future performance and are subject to known and unknown risks, uncertainties and assumptions that are difficult to predict.

These risks and uncertainties include, but are not limited to, the performance of the Indian economy and of the economies of various international markets, the performance of the industry in India and world-wide, competition, the company's ability to successfully implement its strategy, the Company's future levels of growth and expansion, technological implementation, changes and advancements, changes in revenue, income or cash flows, the Company's market preferences and its exposure to market risks, as well as other risks.

The Company's actual results, levels of activity, performance or achievements could differ materially and adversely from results expressed in or implied by this Presentation. The Company assumes no obligation to update any forward-looking information contained in this Presentation. Any forward-looking statements and projections made by third parties included in this Presentation are not adopted by the Company and the Company is not responsible for such third party statements and projections.



Q1 FY26 Operational & Financial Highlight



Order Awarded By:
TNPDCCL



Order Value
₹10.00 Cr



Scope of Project:
Supply of Distribution transformers of 100 kVA/22 kV and 200 kVA/22 kV capacities



Project Timeline:
~4 months



Order Awarded By:
TNPDCCL



Order Value
₹ 6.05 Cr For Supreme Power Equipment Limited
₹ 4.71 Cr for Danya Electric Company a 90% subsidiary of SPEL



Scope of Project:
Supply of distribution transformers of Capacities - 16 KVA/11 KV



Project Timeline:
~18 months



Order Awarded By:
NLC India Limited (NIL)

First-ever order from NLC India Limited to Supreme Power Equipment.



Order Value
₹ 60.90 Cr

Largest single-value order in SPEL's history



Scope of Project:
supply of inverter duty transformers (Solar transformers)



Project Timeline:
~6 months

In Q1 FY26 alone, SPEL secured new orders worth ₹ 106.58 Cr, elevating its total order book to approximately ₹ 198.12 Cr. (As on 13th August 2025)



Order Awarded By:
KPTCL PROJECTS

First project in Karnataka State, marking a major milestone.



Order Value
₹ 8.80 Cr



Scope of Project:
Supply of 4 NOS. 20MVA, 66/11KV Power Transformers



Project Timeline:
~5 months



Order Awarded By:
Renewable Power Project Company



Order Value
₹ 7.56 Cr



Scope of Project:
25 Inverter Duty Transformers Ranging From 1250 KVA/33KV To 6000 KVA/33KV



Project Timeline:
~4 months



Order Awarded By:
Renewable Power Project Company



Order Value
₹ 8.56 Cr



Scope of Project:
Supply of 2 55MVA, 110/33KV Power Transformers



Project Timeline:
~4 months



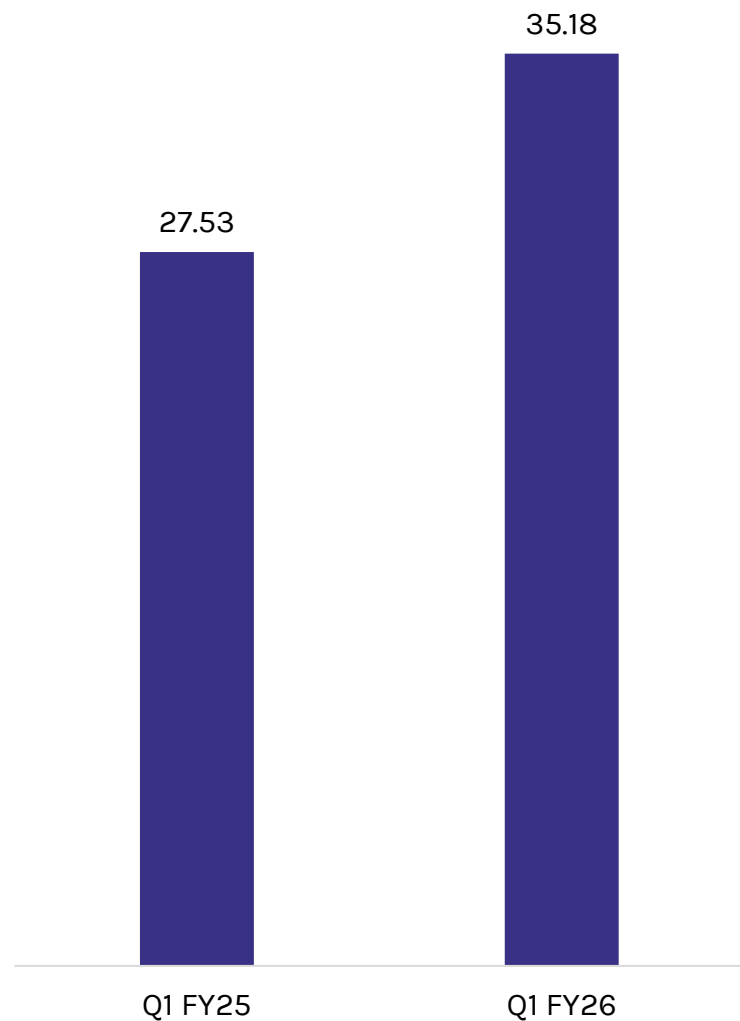
Mr. Vee Rajmohan
Chairman & Managing Director

We are pleased to report that Q1 FY26 has begun on a strong note, with significant order wins and entry into new markets reflecting the growing reach of our brand. This quarter saw our first-ever and largest single-value order in company history from NLC India Limited, along with repeat orders from TNPDC, reinforcing our position as a trusted supplier to leading utilities.

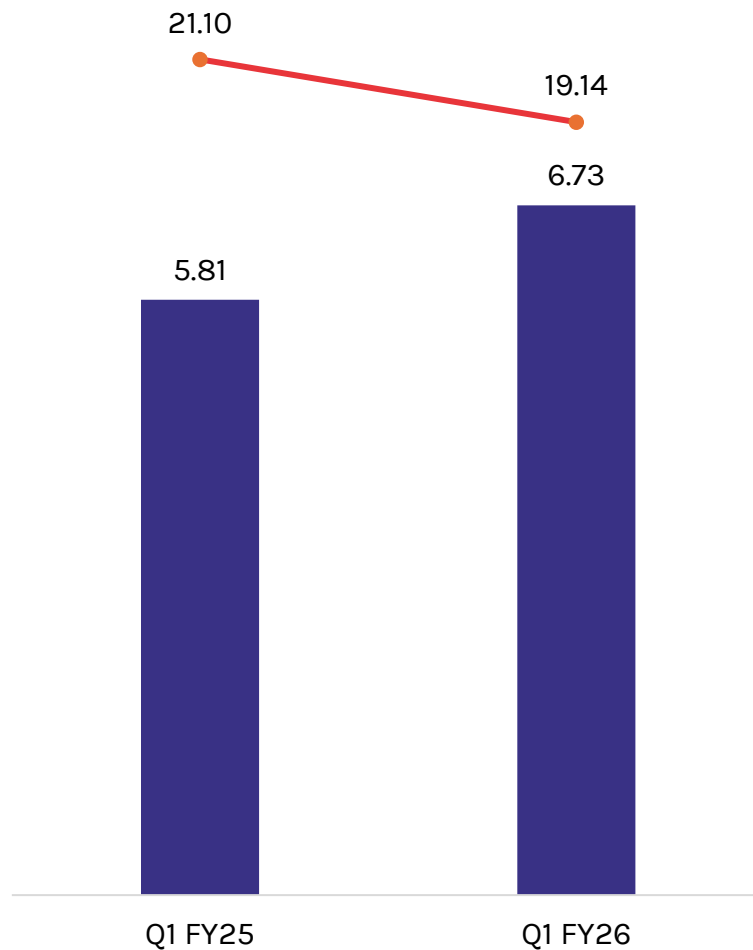
Our foray into Karnataka through KPTCL's order marks a key milestone in geographic diversification, while multiple renewable energy project orders demonstrate our increasing presence in high-growth segments. In addition, the proposed ₹21.07 crore fundraise will be strategically deployed towards capacity expansion, technology upgrades, and infrastructure development, strengthening our foundation for future growth.

Our current consolidated order book stands at around ₹198.12 crore, providing healthy visibility for the quarters ahead. With robust demand from utilities and renewable energy players, we remain confident of sustaining our growth trajectory in FY26 while creating long-term value for all stakeholders

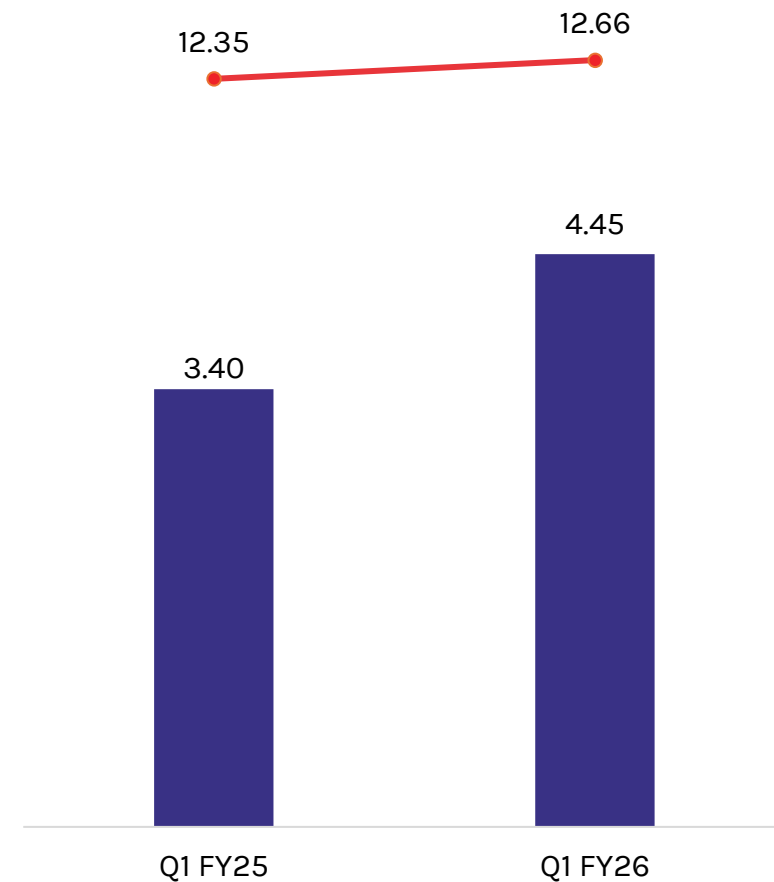
Total Income



EBITDA EBITDA Margin



Net Profit Net Profit Margin



All Figures In ₹ Cr & Margin In %

Q1 FY26 Consolidated Financial Highlights

Particulars	Q1 FY26	Q1 FY25	Y-O-Y
Revenues	35.07	27.52	
Other Income	0.11	0.00	
Total Income	35.18	27.53	27.80%
Raw Material Expenses	26.17	19.85	
Employee costs	0.81	0.72	
Other expenses	1.47	1.14	
Total Expenditure	28.44	21.72	
EBITDA	6.73	5.81	15.92%
Finance Costs	0.41	0.96	
Depreciation	0.17	0.09	
PBT	6.15	4.76	29.25%
Tax	1.63	1.28	
Net Profit	4.52	3.48	29.75%
Minority Interest	0.06	0.08	
Reported Net Profit	4.45	3.40	31.05%
EPS (₹)	1.78	1.36	30.88%

Q1 FY26 Standalone Financial Highlights

Particulars	Q1 FY26	Q1 FY25	Y-O-Y
Revenues	38.23	25.45	
Other Income	0.68	0.76	
Total Income	38.90	26.21	48.43%
Raw Material Expenses	30.55	19.57	
Employee costs	0.77	0.67	
Other expenses	1.38	0.95	
Total Expenditure	32.70	21.20	
EBITDA	6.20	5.00	23.98%
Finance Costs	0.31	0.72	
Depreciation	0.15	0.07	
PBT	5.74	4.22	36.04%
Tax	1.29	0.82	
Net Profit	4.45	3.40	31.06%
EPS (₹)	1.78	1.36	30.88%



Company Overview

Supreme Power Equipment Limited, a Tamil Nadu-based company originally founded as a partnership firm in 1994 under the name "Supreme Power Equipments" and later incorporated as company under the name "Supreme Power Equipment Private Limited" in 2005. SPEL has been operating in this field for three decades, manufacturing a wide range of Power and Distribution transformers. It has emerged as a prominent supplier of transformers to local electric utilities.

The company's foray into the windmill segment was characterized by innovative design, precisely meeting the stringent technical specifications demanded by customers. Their expertise lies in crafting transformers specially engineered to withstand frequent switching, voltage fluctuations, and efficiently transferring power from windmill generators to the grid. Renowned for their quality and reliability, the company's transformers are operational at multiple sites.

The Company got listed on NSE Emerge Platform on 29th December 2023

Mission



The Company strives to achieve Customer Satisfaction through providing quality products effectiveness of the quality management system. at the right time.

Vision



The Company aims for 100% delivery performance on a continual basis. Work towards achieving nil rejection at customer end.





3

Decades Of Experience



28+

Sector Served



17,000+

Units Manufactured & Supplied



FY25 (Consol)

Total Revenue **₹149.54 Cr**

EBITDA **₹ 29.07 Cr**

Net Profit **₹ 18.60 Cr**



₹198.12 Cr

Order Book



CRISIL BBB-/Stable

Long Term Rating



A Timeline Of Supreme Power Equipment

2024

Started focusing on Larger power Transformers & diversified into Construction and commissioning of Switchyard.

2025

The company got approved as A vendor for Kerala state electricity board expanding its presence in the region

2023

The company transitioned from a Private Limited Company to a Public Limited and got listed on NSE Emerge Platform

2015

Enhanced facilities enable the production and rigorous testing of transformers up to 25MVA/132KV class.

2005


Company was incorporated as a private limited company with the name of "Supreme Power Equipment Private Limited".

1994

Supreme Power Equipment was initially founded as a partnership firm

2000

New management improved design, modernized the factory, and marketing, boosting production to 5000KVA at 33KV class.





Presented By:

Shri Pankaj Chaudhary – Hon'ble Minister of State for Finance, Govt. of India
Mr. Mukesh Mohan Gupta – President, Chamber of Indian Micro, Small & Medium Enterprises (CIMSME)

The Company holds ISO 9001:2015, ISO 14001:2015, and ISO 45001:2018 certifications.

The Quality Management System of the company has been certified by TUV/QACS. Additionally, CPRI ("Central Power Research Institute") has conducted type testing on the company's transformers up to the 25MVA/110kV Voltage Class.





Core Building



Winding Machine



Shearing Machine



Manufacturing Bay



Transformer Production



Testing



RTCC Panel Assembly



Ready for Dispatch

SPEL's Transformative Expansion Project



SPEL is undergoing a transformative expansion to develop a state-of-the-art facility, enhancing production capacity, broadening market reach, and unlocking new business opportunities for sustained growth.



Expansion Overview:

Facility Size: 6 acres

Timeline: Fully operational by Dec 2025; production starts Jan 2026



Financial Commitment:

Investment: ₹70-75 Cr

Revenue Potential: ₹500-550 Cr at full capacity



Capacity Expansion:

Current Capacity: 2,500 MVA/year

New Capacity: 9,000 MVA/year (increase of 6,500 MVA)



Strategic Objectives:

Product Range: Transformers from 25 MVA to 160 MVA

Market Reach: Broadened product offerings and stronger market position



Expected Impact:

Revenue Growth: 10-30% YoY


Profit Margins: Improved via efficiency gains

Opportunities: Capture a larger market share



Current Status:

Completion: ~70% as of March 2025



Contracts
from
governments

Organized
and focused
marketing
team

Experienced
and Strong
Management
team

Wide
product
portfolio

Highly crafted
and well-
engineered
product base

Cordial
relations with
our customers
and Suppliers

Capable
Technical
Personnel

Well-equipped
manufacturing
facilities

Quality
assurance





Business Overview



Power Transformer

Power transformers are vital components in electrical power systems, serving several crucial functions to ensure transmission, of electrical energy.




Generator Transformer

Generator transformers are vital components in power generation plants, ensuring that electricity generated by various sources is efficiently transformed and transmitted to the electrical grid.



Windmill Transformer

Windmill transformers play a vital role in ensuring that electricity generated by wind turbines is efficiently transformed and integrated into the electrical grid, contributing to the growth of renewable energy and the reduction of greenhouse gas emissions.



Distribution Transformer

Distribution transformers are vital components in the electrical distribution system, ensuring that electrical power is delivered safely, efficiently, and reliably to homes, businesses, and industries.



Isolation Transformer

Isolation transformers are essential for electrical safety, noise reduction, and interference elimination in a wide range of applications and industries, it ensures the protection of both equipment and personnel, making them a crucial component in various electrical systems.



Solar Transformer

Solar transformers are critical components in solar energy systems. Their role in ensuring compatibility with the grid is essential for the widespread adoption of solar energy in residential, commercial, industrial, and utility-scale applications.




Energy Efficient Transformer

Energy-efficient transformers are designed to minimize energy losses used for transmission and distribution of electrical power. They offer several benefits, including improved efficiency, lower operating costs, and a smaller environmental footprint.



Converter And Rectifier Transformer

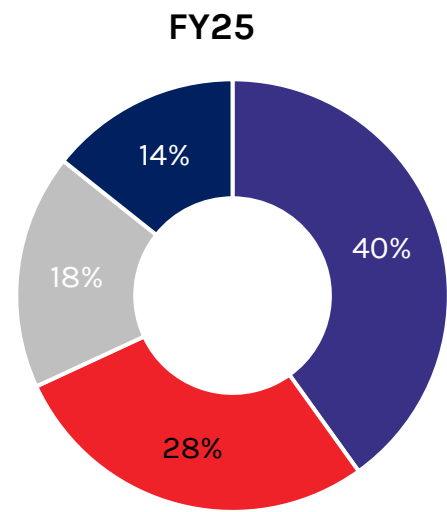
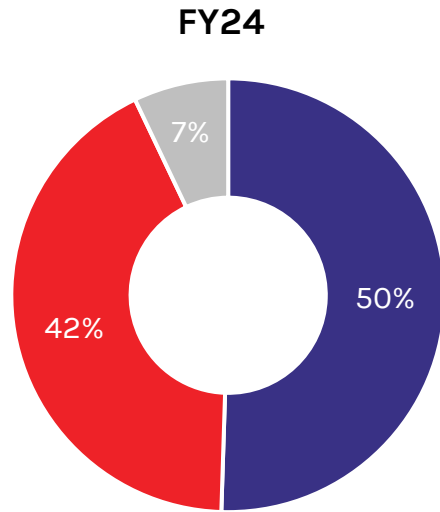
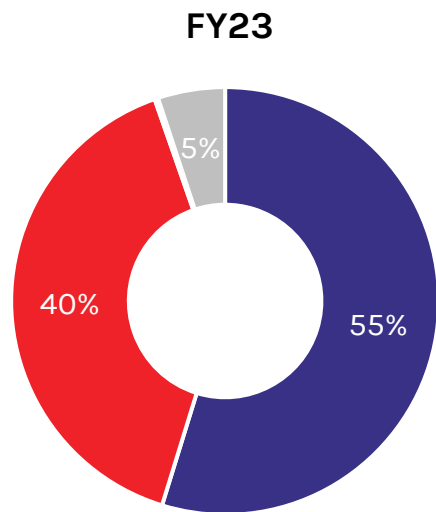
Converter transformers and rectifier transformers are specialized devices that facilitate the conversion of electrical power between different voltage levels.



Tanks & Accessories Of Transformers

Oil Cooled Transformers are designed to be housed inside metallic tanks which are structurally robust enough to withstand full vacuum during processing of transformers, oil pressure and concentrated point loads of lifting, hauling, jacking etc.

Product Wise Revenue Bifurcation



■ Distribution Transformer and Energy Efficient Transformer
■ Power Transformers
■ Inverter Duty Transformers (Solar)
■ Other

Particulars	In ₹ Cr		
	FY23	FY24	FY25
Distribution Transformer and Energy Efficient Transformer	41.19	54.02	58.06
Power Transformers	30.00	45.12	40.55
Windmill Transformers	0.2	-	-
Inverter Duty Transformers (Solar Transformers)	3.82	8.03	25.49
Other	0.31	-	20.69
Total	75.53	107.17	144.79

Note: Other section include revenues from Generator Transformers, Furnace Transformers & Rectifier Transformers

Recent Order Acquisitions

Order Awarded By:

TANGEDCO (Tamil Nadu Generation
and Distribution Corporation)

Order Value:

₹6.05 Cr

Scope of Work:

Supply of 16 kVA
Distribution Transformers

Execution Timeline:

~18 months

Additionally Danya Electric Company where SPEL holds
90% stake Received ₹ 4.71 Cr order from TANGEDCO

Order Awarded By:

Leading Chennai-based Electric
Company

Order Value:

₹22.26 Cr

Scope of Work:

Manufacturing & supply of high-capacity
oil-cooled distribution transformers

Equipment Specifications:

36 units – 1600 KVA Oil-Cooled Distribution Transformers
19 units – 2000 KVA Oil-Cooled Distribution Transformers
2 units – 2500 KVA Oil-Cooled Distribution Transformers

Execution Timeline:

~9 months



Order Awarded By:
Chennai-based Electric Company



Order Value
₹10.02 Cr



Scope of Project:
Manufacturing & Supply of Transformer Parts Critical components supporting high-performance transformer systems



Project Timeline:
~4 months



Order Awarded By:
Renowned Solar Energy Company based in Coimbatore



Order Value
₹3.45 Cr



Scope of Project:
Manufacturing & supply of outdoor oil-cooled power transformers Custom-engineered to meet strict technical standards for renewable energy systems



Project Timeline:
~4-5 months



Order Awarded By:
TRANTRANSCO - a prominent entity in India's power transmission sector



Order Value
₹3.63 Cr



Scope of Project:
Manufacturing Supply Erection of Power Transformers



Project Timeline:
~3 months

SPEL, has been officially approved as a vendor by the Kerala State Electricity Board



The approval unlocks opportunities to serve

Kerala State Electricity Board

Local governing bodies

Licensed contractors

Private buyers

Aligned with Kerala's Power Infrastructure Goals

- Kerala is focused on upgrading its power infrastructure to meet rising energy demands and enhance operational efficiency.
- SPEL's inclusion as a vendor positions the company to play a vital role in this transformation, with expected benefits including an increased order book from KSEB projects and other buyers, as well as strengthened revenue streams.

Secured Significant ₹ 15.95 Cr Domestic Order



Scope of Project:

Design, manufacturing, and supply of state-of-the-art power transformers. Custom-engineered solutions for India's expanding power infrastructure.



Project Deliverable:

High-quality, advanced power transformers tailored to client requirements.



Project Timeline:

Execution period: Approximately 5 months.

Order Worth ₹ 2.72 Cr from Prominent Tea Estate in Munnar, Kerala



Scope of Project:

Design, manufacturing, and supply of power transformers to support tea estate operations.



Project Deliverable:

Two 20 MVA, 33/11 KV power transformers. Custom-engineered solutions for reliable and efficient power supply.



Project Timeline:

Execution initiated in October 2024, delivery in progress.

Secured Order Worth ₹ 57.96 Lakh from the Department of Electricity, Lakshadweep



Scope of Project:

Supply of transformers to enhance Lakshadweep's power infrastructure.



Project Deliverable:

State-of-the-art power transformer solutions.



Project Timeline:

Execution ongoing, secured in October 2024.

Received ₹3.41 Cr contract from Seshasayee Paper and Boards Limited



Scope of Work:

Refurbishment of existing power and distribution transformers. Replacement of old parts with new, which will be designed and manufactured by SPEL.



Project Deliverables:

Complete design, manufacturing, fitting, and testing of new parts.



Execution Timeline:

Expected project completion within 3-4 months.

Secured an contract worth ₹26 Cr from a solar energy company



Scope of Work:

Supplying Transformers & Construction, installation, and commissioning of a 110 KV switchyard (Substation) as part of the project



Transformer Specifications:

The order includes 10 units of 6MVA, 800V/33KV transformers and 2 units of 25/31.5MVA, 110/33KV transformers.



Execution Timeline:

The entire order is expected to be completed within 5 months.

The company is expanding into the construction, installation, and commissioning of switchyards and anticipates securing additional orders in this sector moving forward.

A photograph of a high-voltage electrical substation. In the foreground, several large, light-blue transformers are mounted on concrete bases. Above them, a complex network of metal structures supports high-voltage insulators and power lines. The scene is set against a clear blue sky with a few clouds. A bright sun is visible in the upper right corner, creating a lens flare effect. A semi-transparent red rectangular overlay is positioned in the center of the image, containing the text "Management Overview" in white.

Management Overview



Vee Rajmohan
Chairman And
Managing Director

- He has delved deep into the intricacies of electrical transformers, manufacturing, and applications.
- With an extensive and storied career, he has gone beyond the drawing board, overseeing the manufacturing process and ensuring adherence to stringent industry standards and exacting quality control protocols.
- This seasoned expert is well-versed in navigating the complex landscape of industry regulations and commercial and finance standards on a regional level to ensure compliance and product excellence.



**Vishwambran Nair
Pradeep Kumar**
Whole Time Director

- He is a Technocrat holding Bachelor's Degree in Engineering with a vast experience of more than Three Decades in this field and has handled Power Transformers upto 100MVA/230KV.
- He has expertise in all sectors such as Procurement, Production, Planning, Marketing etc.



**Devaraja Iyer
Krishna Iyer**
Non-Executive Non-
Independent Director

- With 46 years of expertise in Electrical Power Systems, he specializes in High Voltage Large Capacity Power Transformers, EHV SF6 gas circuit breakers, instrument transformers, and EHV switchyards.
- Trained with Hitachi in Japan and AREVA in Germany, he has held key positions, including AGM at TELK, General Manager at AREVA, Vice President at ECE Transformers, and Plant Head at Prime Meiden Transformers.



**Perumal
Ravikumar**
Independent Director

- He has 33 years of rich and combined expertise in Talent Acquisition, Performance Management, Employee Relations, The driver of strategies & Business plans, Quality Sourcing, Administrative & People Management, Handling PAN INDIA [36 states] & ASIA -PACIFIC Region.
- He holds Certifications 10 Years in Indian Insurance Industry.



**Saimathy
Soupmanien**
Independent Director.

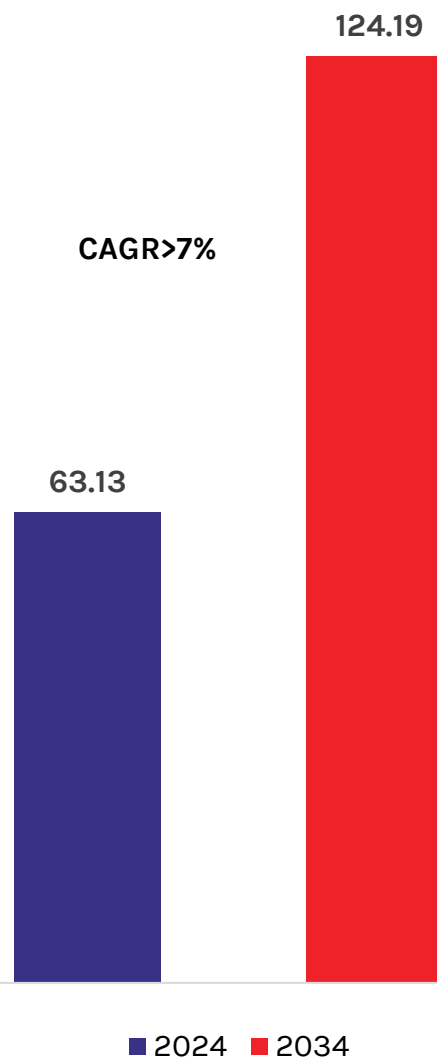
- She is a LLM from Pondicherry university, and a Associate member of Institute of Company Secretaries of India (ICSI).
- She has more than 25 years of work experience as an Advocate and Company Secretary.
- She has been practicing as a Company Secretary for more than 10 years, accumulating rich knowledge in legal, accounting, finance, and taxation.



Industry Overview

- The global transformers market size is calculated at USD 63.13 billion in 2024 and is estimated to be worth around USD 124.19 billion by 2034, growing at a CAGR of 7% between 2024 and 2034.
- Large scale integration of renewable energy sources coupled with increasing electrification programs primarily across the emerging economies will accelerate the industry scenario.
- Expanding urban infrastructure to proliferate product demand for commercial & industrial applications Power transformer market from the commercial & industrial applications segment is expected to exhibit nearly 7% growth rate between 2023 and 2032.
- The global power transformer market size was valued at \$27.7 billion in 2019, and is expected to reach \$50.8 billion by 2027, registering a CAGR of 7.9% from 2020 to 2027.

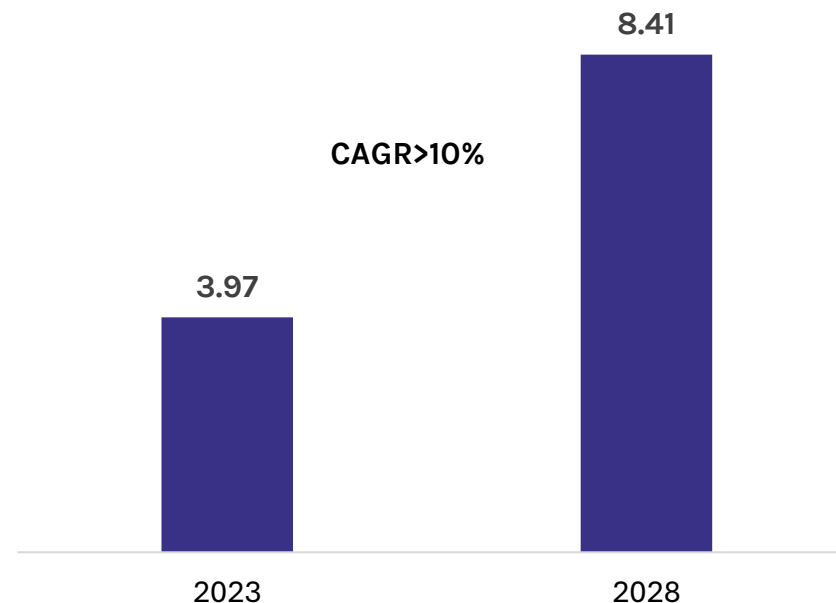
Transformers Market Size (USD Bn)



Indian Transformer Market Size

- The Indian power and distribution transformer market was valued at around USD 3.97 billion in 2023. It is expected to grow to around USD 8.41 billion by 2030, with a compound annual growth rate (CAGR) of around 10.84%.
- The Transformer market in India can be pegged at more than ₹ 12,000 Cr. Power Transformers contribute 45 percent of the total market and distribution transformers, 55 percent.
- Anticipating the huge domestic, requirement of power sector expansion and overseas demand, the transformer industry in India has more than doubled its manufacturing capacity over the last five years.
- Transformer manufacturing capacity in India stands at ~370 GVA with capacity utilization rates hovering around 60- 70 percent on an average over the last 5 years.

India Transformer Market (USD Bn)



Power Sector

- India is the third-largest producer and consumer of electricity worldwide, with an installed power capacity of 446.18 GW as of June 30, 2024.
- India's power generation witnessed its highest growth rate in over 30 years in FY23. Power generation in India increased by 6.80% to 1,452.43 billion kilowatt-hours (kWh) as of January 2024.
- According to data from the Ministry of Power, India's power consumption stood at 1,503.65 BU in April 2023.
- The peak power demand in the country stood at 249.85 GW in June 2024.

Capacity Augmentation Boosts Demand

India's power generation target is estimated to be 1,750 BUs in FY24, up from 1,624.15 BUs of actual generation in FY23.

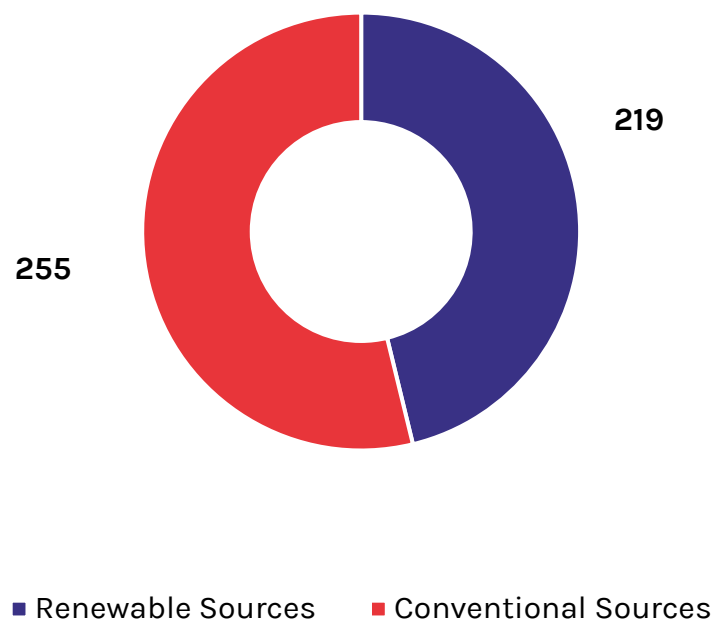
Industrial sector is the largest consumer of energy consuming about 50% of the total commercial energy produced in the country followed by the transport sector.

Attractive Opportunities

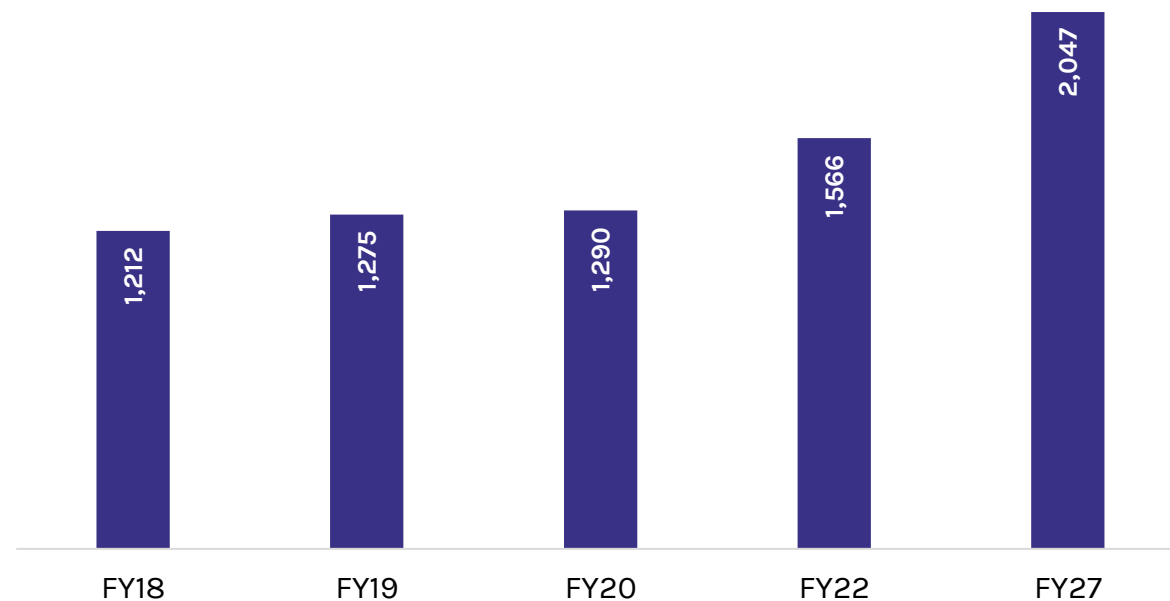
The Union Budget of 2025-26 has allocated Rs. 1,500 crore (US\$ 174.4 million) to the solar power (grid) segment, reinforcing India's commitment to renewable energy transition.

To meet India's 500 GW renewable energy target and tackle the annual issue of coal demand supply mismatch, the Ministry of Power has identified 81 thermal units which will replace coal with renewable energy generation by 2026.

Installed Energy Capacity (GW)

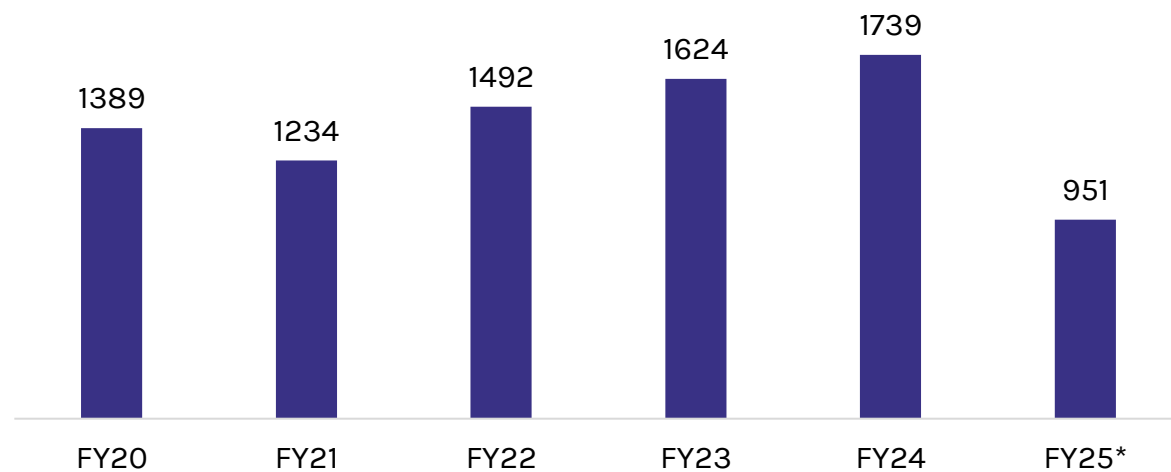


Energy Requirement (BU)

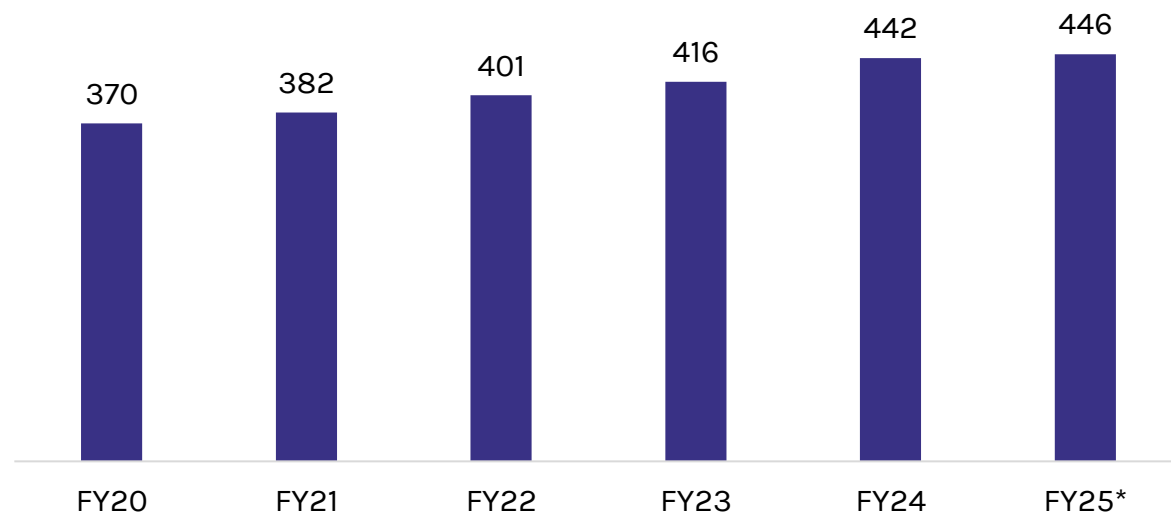


- India is the third-largest producer and consumer of electricity worldwide, with an installed power capacity of 466.24 GW as of January 31, 2025.
- Renewable energy contributions include 85.47 GW from solar, 46.65 GW from wind, and 46.93 GW from hydro.
- Power generation grew by 6.80% in FY23 to 1,452.43 billion kWh, the highest growth rate in over 30 years.
- The Union Budget of 2025-26 has allocated Rs. 1,500 crore (US\$ 174.4 million) to the solar power (grid) segment, reinforcing India's commitment to renewable energy transition.
- Peak power demand reached 249.85 GW in June 2024, reflecting growing electricity needs.
- Government schemes like DDUGJY, UDAY, and IPDS are accelerating electrification and infrastructure upgrades.
- SPEL's Plans for the expanded capacity from 2,500 MVA to 9,000 MVA and advanced solutions position it to meet the growing demand for power equipment.

Total Generation in India (BU)



Installed Electricity Generation Capacity (GW)



India's Power Substation Expansion Plan



- As of 31st March 2022, the country had a total of **39,965 power substations** (66/11 kV, 33/11 kV, and 22/11 kV) with an installed capacity of **4,82,810 MVA**.
- Between 2022-23 and 2029-30, it is planned to add **12,192 new substations**, resulting in a capacity increase of approximately **1,41,522 MVA**.
- By the end of 2029-30, the cumulative capacity of power substations in the country is expected to reach around **6,24,332 MVA**, reflecting a **29.31% increase** over the substation capacity recorded as of 31st March 2022.

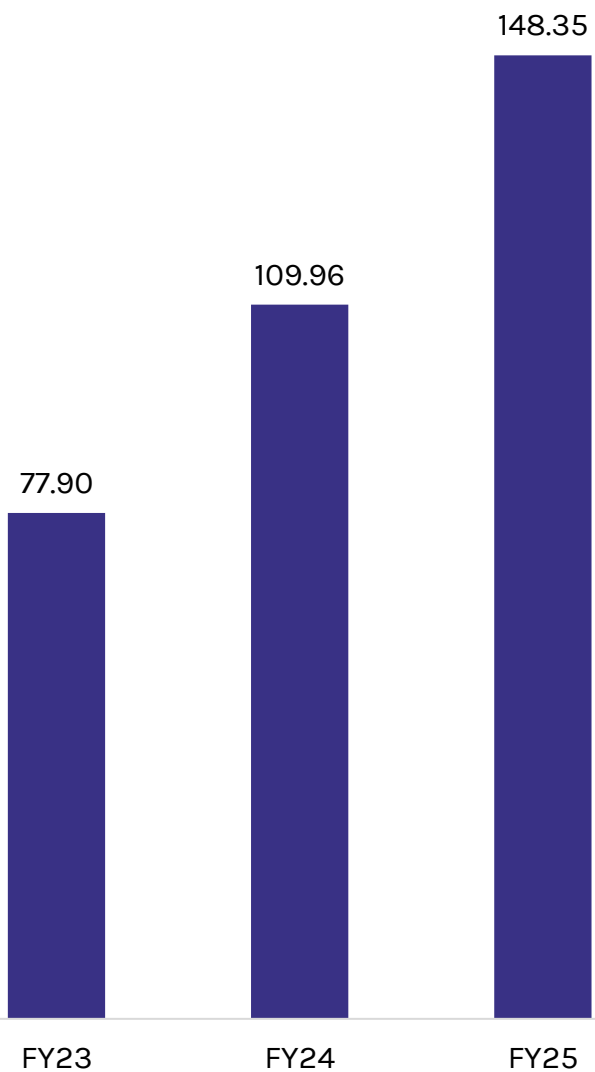
Year	Number of Substations (S/S)	Capacity of S/S (MVA) (New+Aug.)
Status as on 31.03.2022	39,965	4,82,810
2022-23	1,173	14,523
2023-24	2,003	21,878
2024-25	2,286	24,628
2025-26	1,870	21,889
2026-27	1,230	14,909
2027-28	1,218	14,442
2028-29	1,155	13,232
2029-30	1,257	16,020
Total Addition during 2022-30	12,192	1,41,522
Expected Capacity by 2029-30	52,157	6,24,332

Source- [Central Electricity Authority](#)

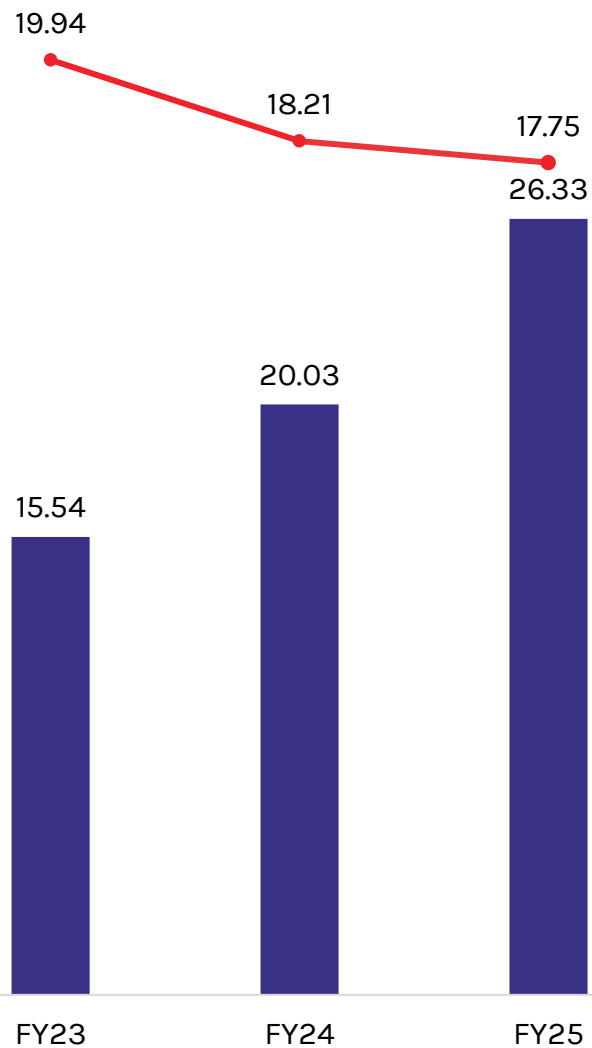
A large industrial transformer is the central focus, situated in a power substation. The transformer has a grey base and a blue upper section with vertical cooling fins. On top, there are several high-voltage bushings with red and white insulators. The background shows a complex network of steel lattice towers and power lines under a clear sky. A semi-transparent red rectangular overlay is positioned across the middle of the image, containing the text "Financial Overview" in white.

Financial Overview

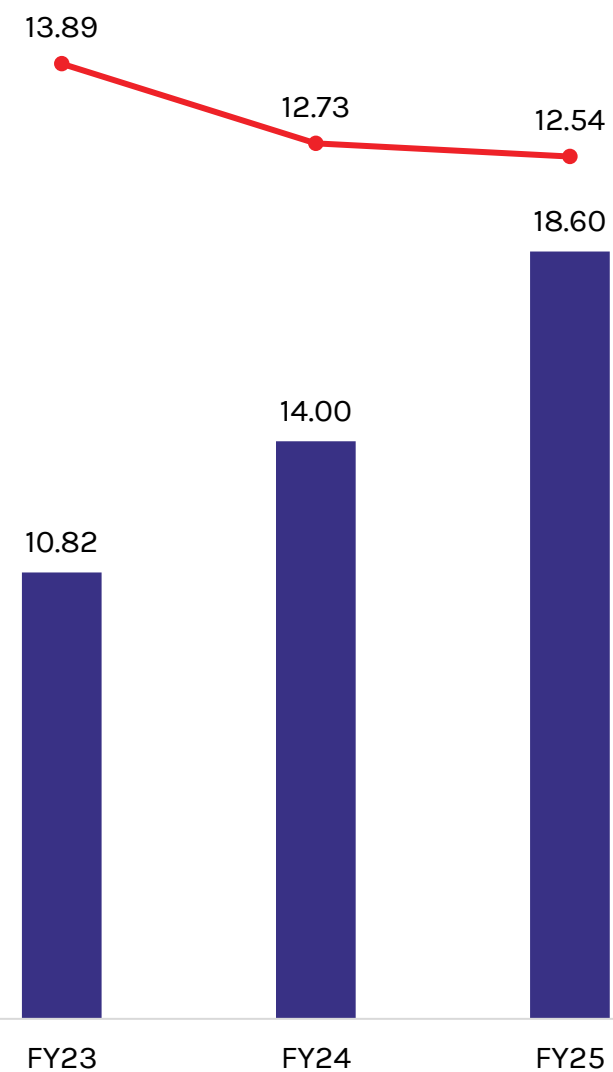
Total Income



EBITDA EBITDA Margin



Net Profit Net ProfitMargin



All Figures In ₹ Cr & Margin In %

Standalone Profit & Loss Statement

Particulars	FY23	FY24	FY25
Revenues	75.53	107.18	144.80
Other Income	2.37	2.78	3.56
Total Income	77.90	109.96	148.35
Raw Material Expenses	58.02	82.83	114.10
Employee costs	1.00	1.91	3.07
Other expenses	3.34	5.19	4.85
Total Expenditure	62.36	89.93	122.02
EBITDA	15.54	20.03	26.33
Finance Costs	1.62	1.87	1.98
Depreciation	0.23	0.31	0.39
PBT	13.68	17.85	23.96
Tax	2.85	3.85	5.36
Net Profit	10.82	14.00	18.60

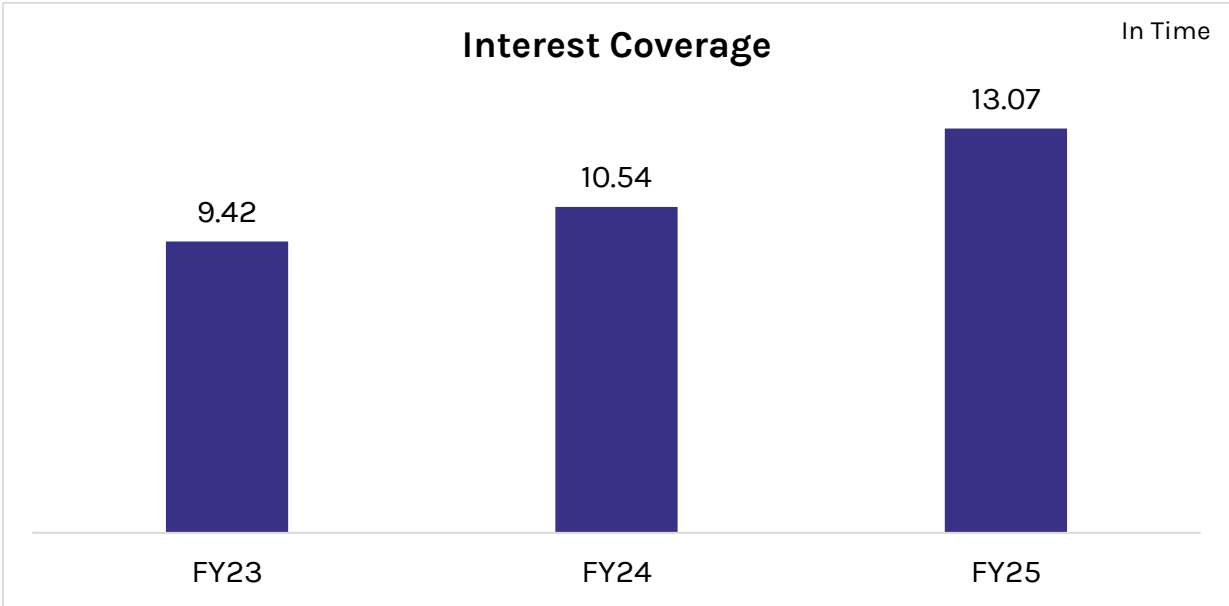

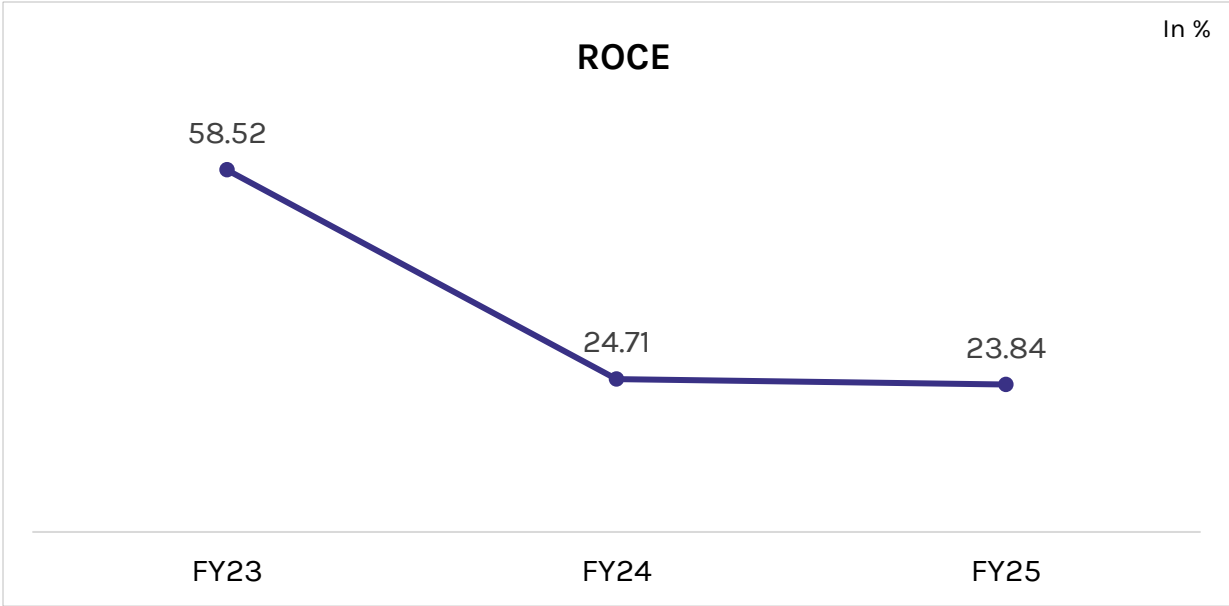
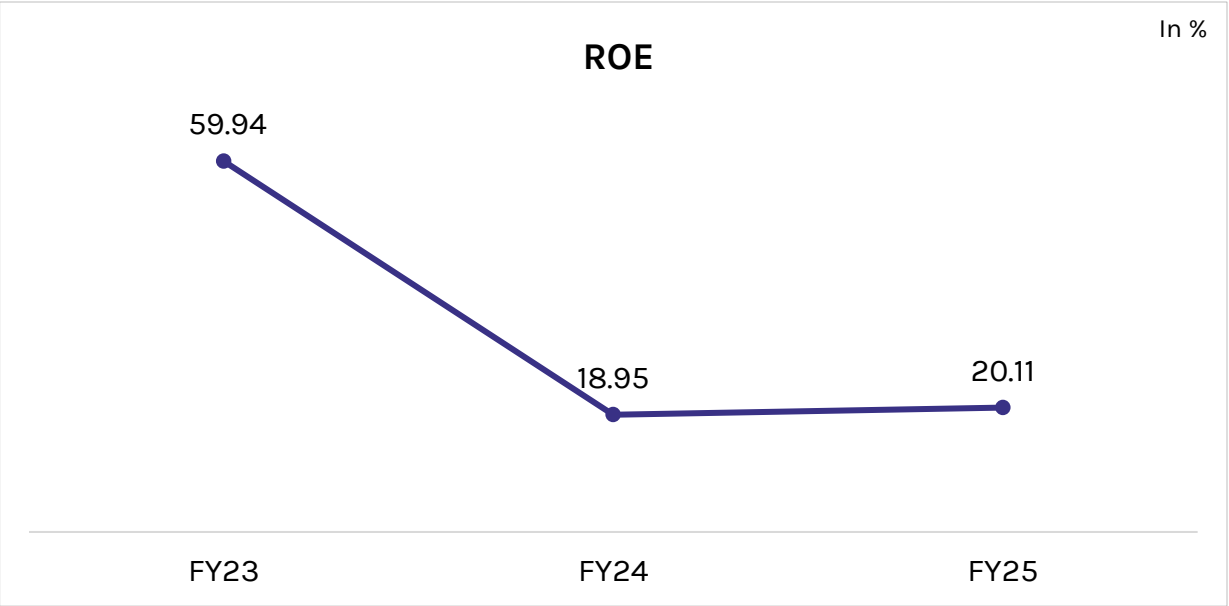
Standalone Balance Sheet

Equities & Liabilities	FY23	FY24	FY25
Equity	3.96	24.99	24.99
Reserves	14.10	48.91	67.51
Net Worth	18.06	73.90	92.50
Non Current Liabilities			
Non Current Borrowings	2.64	2.46	8.64
Deferred Tax Liability	0.04	0.07	0.18
Long Term Provision	0.12	0.12	0.15
Total Non Current Liabilities	2.81	2.64	8.96
Current Liabilities			
Current Borrowings	5.45	3.45	7.70
Trade Payables	17.17	24.67	34.65
Short Term Provisions	2.91	3.82	5.25
Other Current Liabilities	1.12	4.91	3.73
Total Current Liabilities	26.65	36.85	51.33
Total Liabilities	47.51	113.39	152.79

Assets	FY23	FY24	FY25
Non Current Assets			
Fixed assets	2.60	20.95	60.24
Non Current Investments	2.31	13.77	12.77
Other Non Current Financial Assets	0.00	0.00	0.00
Deferred Tax Assets (Net)	0.00	0.00	0.00
Other Non Current Assets	1.44	2.91	4.21
Total Non Current Assets	6.35	37.63	77.23
Current Assets			
Inventories	15.50	13.60	22.53
Trade receivables	24.47	57.22	43.57
Cash & Bank Balance	0.06	0.03	5.78
Other Current Assets	1.14	4.91	3.67
Total Current Assets	41.16	75.76	75.56
Total Assets	47.51	113.39	152.79

Standalone Cash Flow Statement

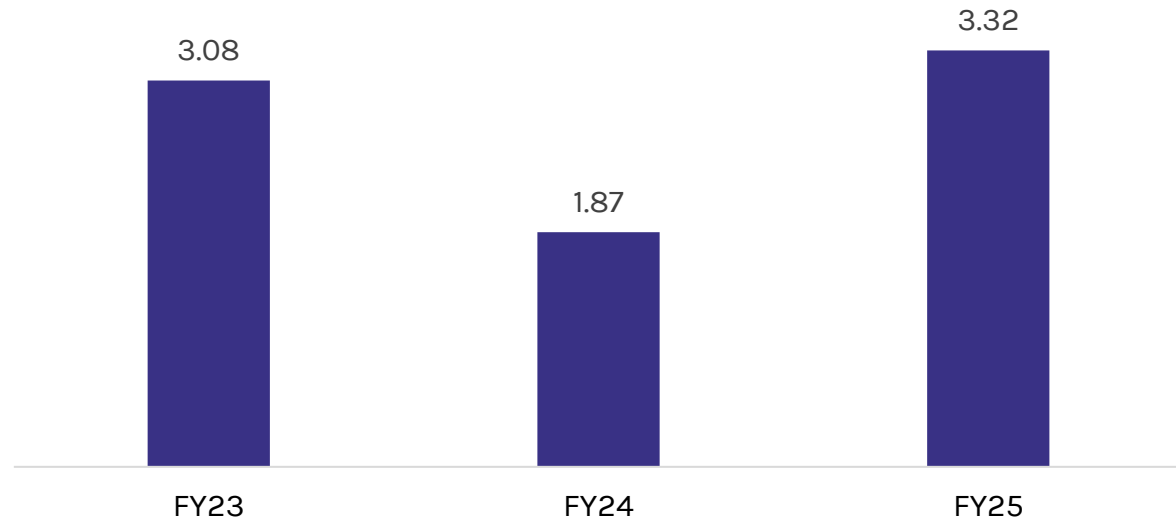
Particulars	FY23	FY24	FY25
Cash from Operation	4.85	(6.28)	37.02
Cash from Investments	(2.22)	(31.52)	(39.72)
Cash from Financing	(2.92)	37.78	8.44
Net Cash Flow	(0.29)	(0.02)	5.75



Note: Figures are post IPO
Investor Presentation

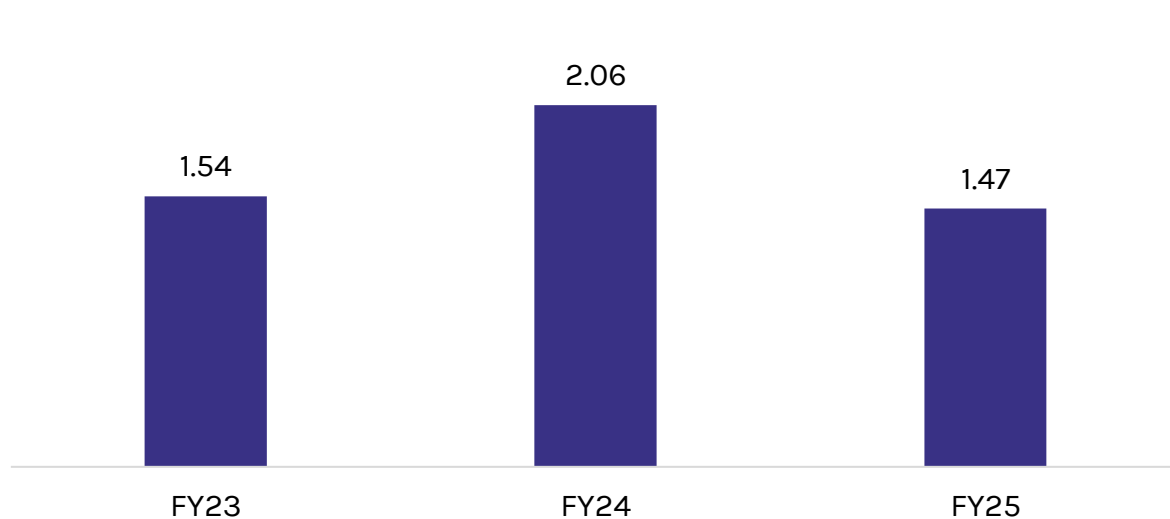
Trade Receivables Turnover

In Time



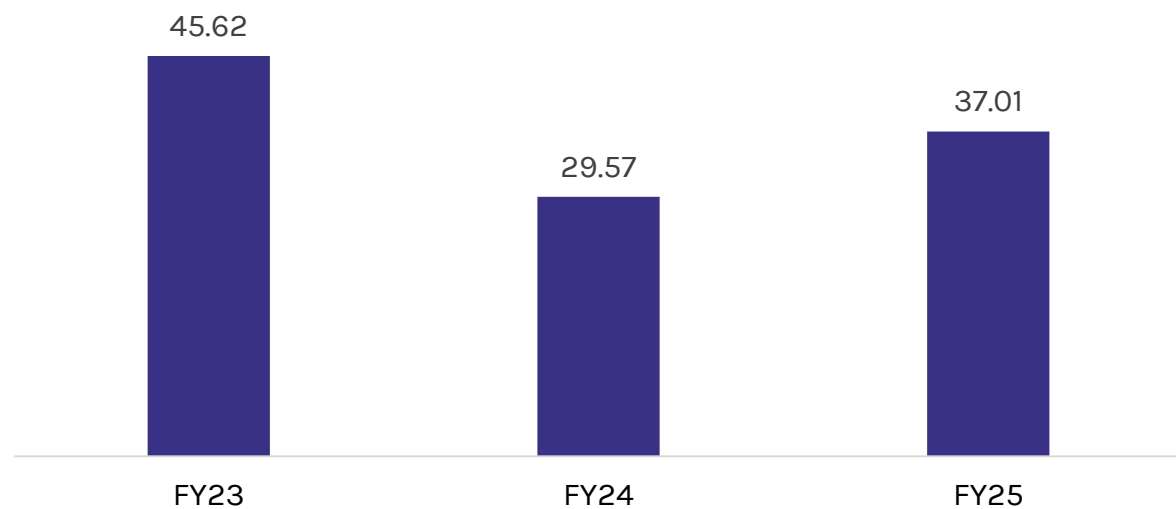
Current Ratio

In Time



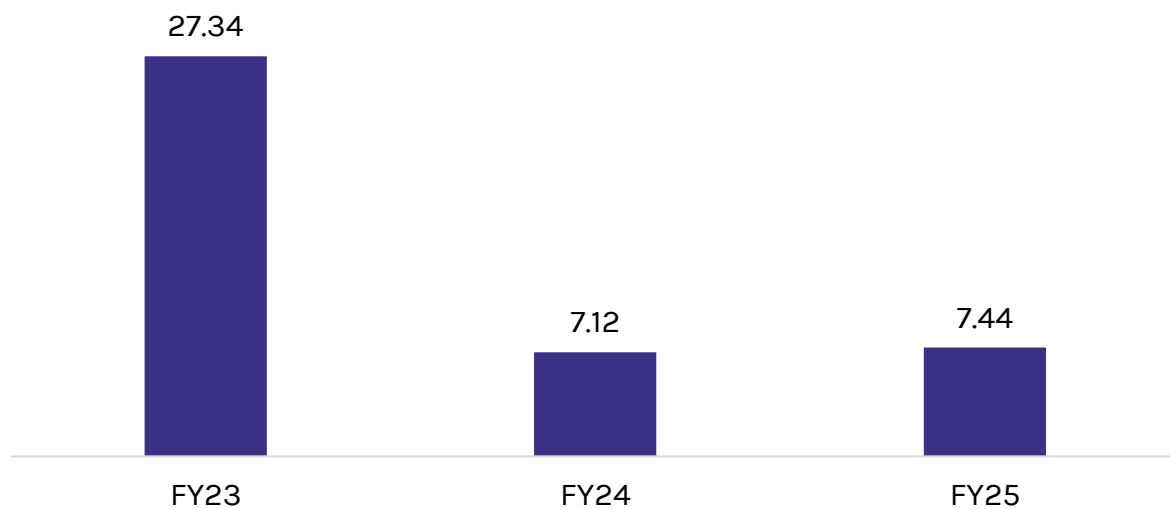
Book Value

In ₹



EPS

In ₹



Consolidated Profit & Loss Statement

Particulars	FY23	FY24	FY25
Revenues	99.76	113.46	148.72
Other Income	0.15	0.13	0.82
Total Income	99.91	113.59	149.54
Raw Material Expenses	76.05	81.36	111.76
Employee costs	1.36	2.43	3.27
Other expenses	4.19	6.47	5.45
Total Expenditure	81.60	90.26	120.47
EBITDA	18.31	23.33	29.07
Finance Costs	2.67	3.20	2.54
Depreciation	0.31	0.39	0.47
PBT	15.32	19.74	26.05
Tax	4.24	5.44	7.12
Net Profit	11.08	14.30	18.93
Total Comprehensive Income	10.82	14.00	18.60

Consolidated Balance Sheet

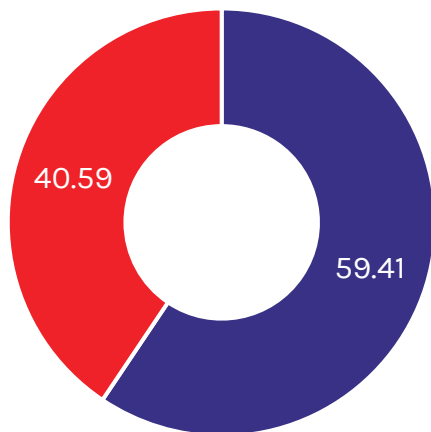
Equities & Liabilities	FY23	FY24	FY25
Equity	3.96	24.99	24.99
Reserves	14.10	48.91	67.51
Non Controlling Interests	3.55	3.38	3.69
Net Worth	18.06	73.90	92.50
Non Current Liabilities			
Non Current Borrowings	4.56	3.81	9.09
Deferred Tax Liability	0.17	0.21	0.33
Long Term Provision	0.13	0.12	0.16
Total Non Current Liabilities	4.86	4.14	9.58
Current Liabilities			
Current Borrowings	15.44	5.41	9.65
Trade Payables	21.58	22.72	31.53
Short Term Provisions	4.34	5.41	7.00
Other Current Liabilities	1.20	5.90	3.88
Total Current Liabilities	42.55	39.44	52.07
Total Liabilities	69.01	120.86	157.83

Assets	FY23	FY24	FY25
Non Current Assets			
Fixed assets	4.63	24.67	63.97
Non Current Investments	0.00	0.00	0.00
Other Non Current Financial Assets	0.00	0.00	0.00
Other Non Current Assets	2.68	4.42	5.57
Total Non Current Assets	7.32	29.09	69.54
Current Assets			
Inventories	20.41	20.18	31.54
Trade receivables	32.61	65.66	45.15
Cash & Bank Balance	5.54	0.06	5.80
Current Tax Assets (Net)	0.00	0.00	0.00
Other Current Assets	3.12	5.87	5.80
Total Current Assets	61.69	91.77	88.29
Total Assets	69.01	120.86	157.83

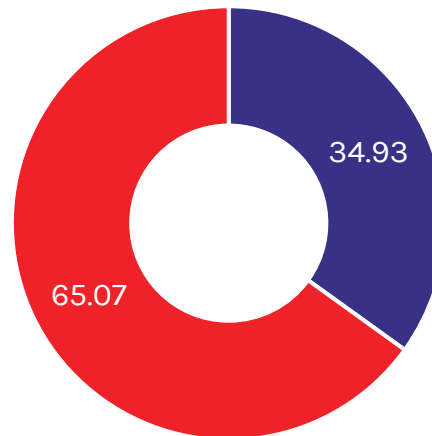
Consolidated Cash Flow Statement

Particulars	FY23	FY24	FY25
Cash from Operations	5.25	(10.73)	39.36
Cash from Investments	0.23	(22.16)	(40.57)
Cash from Financing	(0.37)	27.40	6.95
Net Cash Flow	5.11	(5.49)	5.74

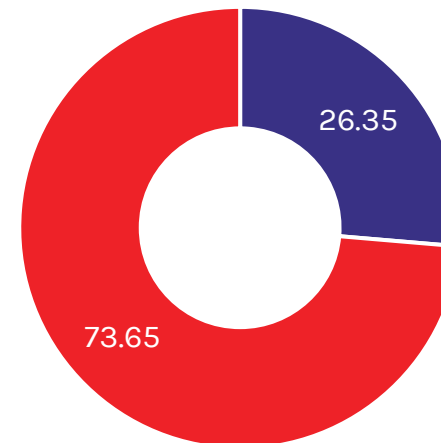
FY23



FY24



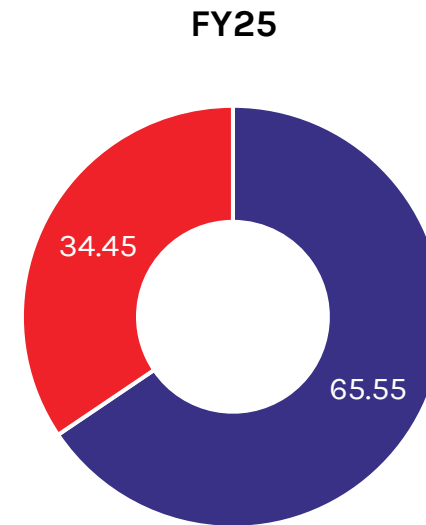
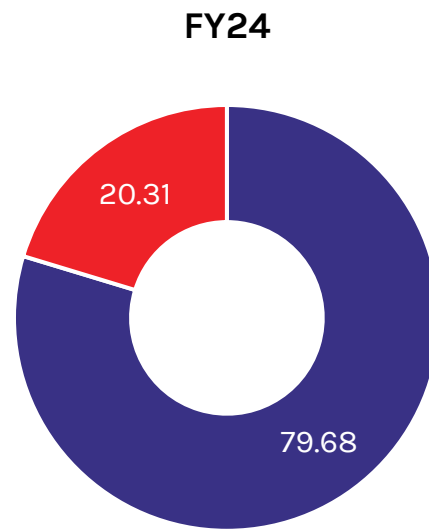
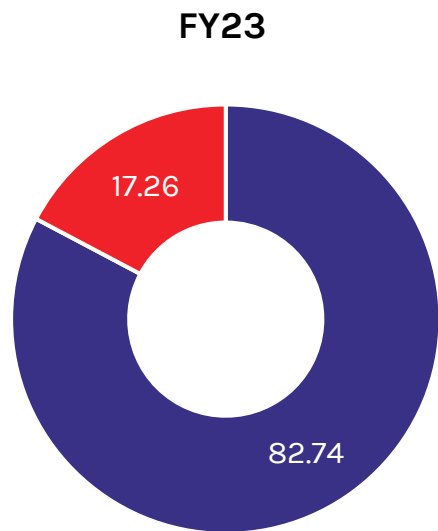
FY25



■ Govt ■ Others

In ₹ Cr			
Particulars	FY23	FY24	FY25
Government Tenders	44.87	37.44	38.16
Other Than Government Tenders	30.66	69.73	106.63
Total	75.53	107.17	144.79

Top Ten Customers Contribution



■ Top 10 Clients ■ Others

In ₹ Cr				
Particulars	FY23	FY24	FY25	
Top 10 Customers	64.45	85.40	94.91	
Other Customers	11.08	21.77	49.88	
Total	75.53	107.17	144.79	

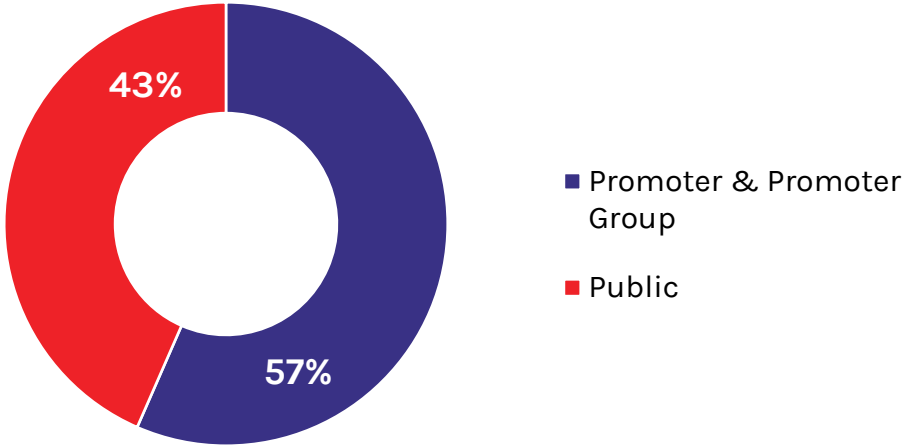
As On 13-08-2025

NSE: SUPREMEPWR

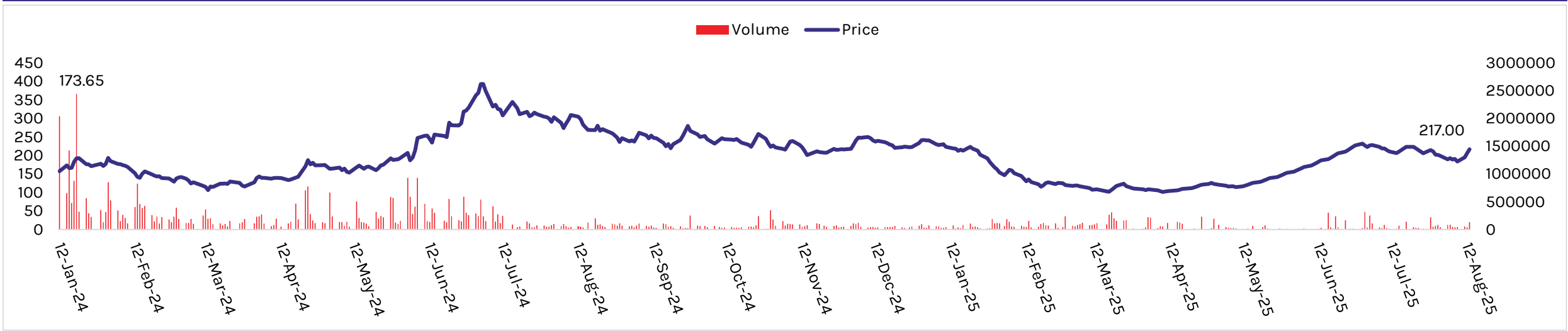
Share Price (₹)	217.00
Market Capitalization (₹ Cr)	542.31
No. of Shares Outstanding	2,49,91,135
Face Value (₹)	10.00
52 weeks High-Low (₹)	315.00 / 100.00

As On 13-08-2025

Share Holding Pattern



Share Performnce From 12th Janurary 2024 13th August 2025





With a strong order book valued at around ₹ 168 Cr, Supreme Power Equipment enjoys consistent demand for its products and services.



SPEL is undertaking a major expansion project, with a 6-acre facility set to increase its manufacturing capacity from 2,500 MVA to 9,000 MVA per year. This will enhance its ability to meet higher demand, improve profit margins, and scale up operations.



The company is well-positioned to capitalize on the rapidly growing solar & wind energy sector by manufacturing and supplying solar & wind transformers, aligning its product offerings with increasing market demand for renewable energy solutions.



The new facility will broaden the company's product range to include transformers from 25 KV to 160 KV, catering to a wider market and improving its competitive positioning in the industry.



With the expanded facility, the company anticipates revenue potential between ₹ 500 Cr and ₹ 550 Cr at full capacity, along with YoY growth of 10% to 30%.



SPEL's venture into the design, construction, and commissioning of switchyards positions the company for new business opportunities and enhances its market reach.



In FY25, Supreme Power Equipment surpassed the ₹ 140 Cr revenue mark, demonstrating consistent and stable growth over time. This milestone highlights the company's strong financial foundation and ability to scale its operations effectively.



To mitigate the risk of delayed payments from government clients, The company has strategically diversified its customer base, with 74% of FY25 revenue generated from private tenders. This strategic shift towards private entities reduces dependency on government contracts and enhances cash flow stability.

Thank You



Supreme Power Equipment Limited
No.55, Sidco Industrial Estate, Thirumazhisai,
Chennai – 600 124. Tamil Nadu, India
Phone: +91 94442 37858
E-mail: info@supremepower.in
Website: www.supremepower.in



Kirin Advisors Private Limited
713-B, Lodha Supremus II, Wagle Estate,
Thane (W) – 400 604, Mumbai, India
Phone: +91 022 4100 2455
E-mail: info@kirinadvisors.com
Website: www.kirinadvisors.com