



Date: June 25, 2025

To,
The Manager,
National Stock Exchange of India Limited
Exchange Plaza, C-1, Block – G,
Bandra Kurla Complex,
Bandra (E), Mumbai – 400 051

Dear Sir/ Ma'am,

Subject: Update on Analyst / Institutional Investor Meeting under the SEBI (Listing Obligations and Disclosure Requirements) Regulations, 2015- Investors Meet.

Ref: Sonu Infratech Limited (Symbol/ ISIN: - SONUINFRA/INE0JZA01018)

In continuation to our intimation dated June 20, 2025, submitted to the recognized stock exchange(s) regarding the Investors Meet (Group Meeting) with investors/analysts scheduled to be held on **Thursday, 26th June, 2025, at 04:00 P.M. IST (16:00 hours)**, we hereby enclose the Investors' Presentation proposed to be shared during the aforementioned meeting.

Please note that the discussions will be based on publicly available information and no Unpublished Price Sensitive information will be shared during the meeting.

Note: There may be changes in the schedule due to unexpected exigencies. In case of revision of Schedule, the same shall be communicated to the Stock Exchange(s).

Kindly take the same on your records.

Thanking you,

Yours faithfully,
For, **Sonu Infratech Limited**

Ramji Shrinarayan Pandey
Chairman & Managing Director
DIN: 02815473


Enclosed: As below;


**INVESTOR
PRESENTATION
JUNE – 2025**




Disclaimer



 This presentation or any other documentation or information (or any part thereof) delivered or supplied should not be deemed to constitute prospectus or placement memorandum or an offer to acquire any securities. No representation or warranty, express or implied is made as to, and no reliance should be placed on, the fairness, accuracy, completeness or correctness of such information or opinions contained herein.

 The information contained in this presentation is only current as of its date. This presentation contains statements that contain “forward looking statements” including, but without limitation, statements relating to the implementation of strategic initiatives, and other statements relating **SONU INFRATECH LIMITED** future business developments and economic performance. While these forward looking statements indicate our assessment and future expectations concerning the development of our business, a number of risks, uncertainties and other unknown factors could cause actual developments and results to differ materially from our expectations. These factors include, but are not limited to, general market, macro economic, governmental and regulatory trends, movements in currency exchange and interest rates, competitive pressures, technological developments, changes in the financial conditions of third parties dealing with us, legislative developments, and other key factors that could affect our business and financial performance. We undertakes no obligation to publicly revise any forward looking statements to reflect future likely events or circumstances.


 This presentation cannot be copied and disseminated in any manner. No person is authorized to give any information or to make any representation not contained in and not consistent with this presentation and, if given or made, such information or representation must not be relied upon as having been authorized by or on behalf of the company. The Company or its Book Running Lead Manager will not be in any way responsible for any action taken based on such statements and undertakes no obligation to publicly update these forward-looking statements to reflect subsequent events or circumstances.







Who We Are...

We are one of the fastest growing Civil Engineering and Construction company In the state of Gujarat.

 We have successfully completed and Undertaken varieties of Projects In Gujarat and other states, Our key working area are Government Infrastructure Projects, Road & Highways Construction, Industrial Projects (Refinery) , Electrical & Mechanical Maintenance, Building Construction & Maintenance, Renovation and Restoration of Buildings, Specialized Construction Work and Manpower Supply.

 We are government approved and accredited Civil Construction Contractor. Company have Registration from Military Engineer Services (Defense force) for Class B category of Building and Road projects.

 We have skilled, technically sound & energetic team to work in various types of Civil Construction Turnkey Projects and structural Projects. By adopting continuous improvement and timely implementation of new technology results in control over project & it's various aspects such as, cost/budget, time and resources.





Key Facts and Figures



26 Years

Company Experience



Certified Company

ISO 9001:2015, ISO 14001:2015
ISO 45001:2018



115 Completed Projects

in last 5 year worth 316.58 Cr.



500+ Team Size



20+ Prestigious Clients



81 Live Projects

worth 489.21 Cr.



FY25* (Rs in Lakhs)

Revenue – 17,030.47 **↑ 88.39% (Y-O-Y)**
EBITDA – 2,430.74 **↑ 128.24% (Y-O-Y)**
PAT – 1,104.11 **↑ 283.28% (Y-O-Y)**

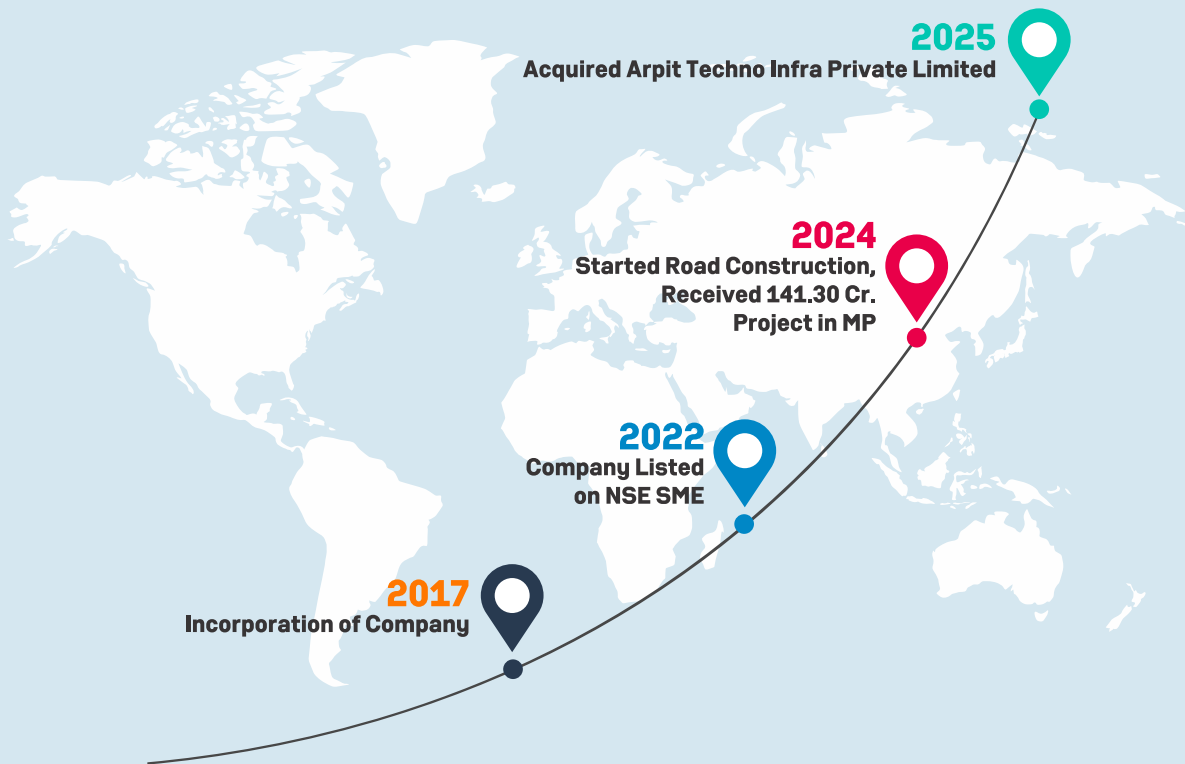


FY25*

ROCE – 23.86%
ROE – 24.95%

*Consolidated

History and Milestone



Our Expertise



Road & Highways Construction

Paving the way for seamless journeys



Industrial Construction & Maintenance

Powering progress with precision



Electrical & Mechanical Maintenance

Keeping the gears of industry turning



Building Construction & Maintenance

From groundbreaking to the finishing touches



Renovation and Restoration of Buildings

Breathing new life into the old



Manpower Supply

Empowering Your Workforce



Specialized Construction Work

From intricate designs to specialized techniques, delivering exceptional results that exceed expectations.

Arpit Techno Infra Pvt Ltd Acquisition : Unlocking New Opportunities

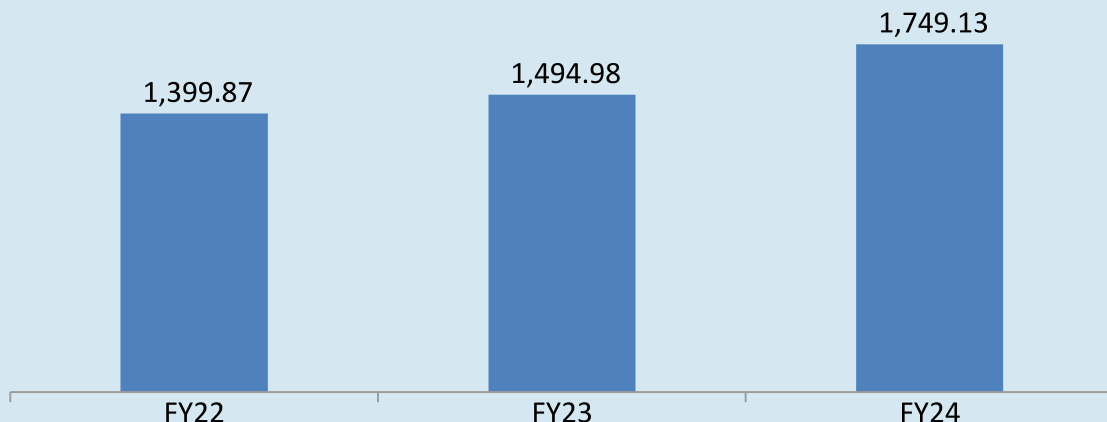


Our Company has done strategic Acquisition of Arpit Techno Infra Pvt Ltd (100%) which is in same line of business. This acquisition will benefit the company growth in future.

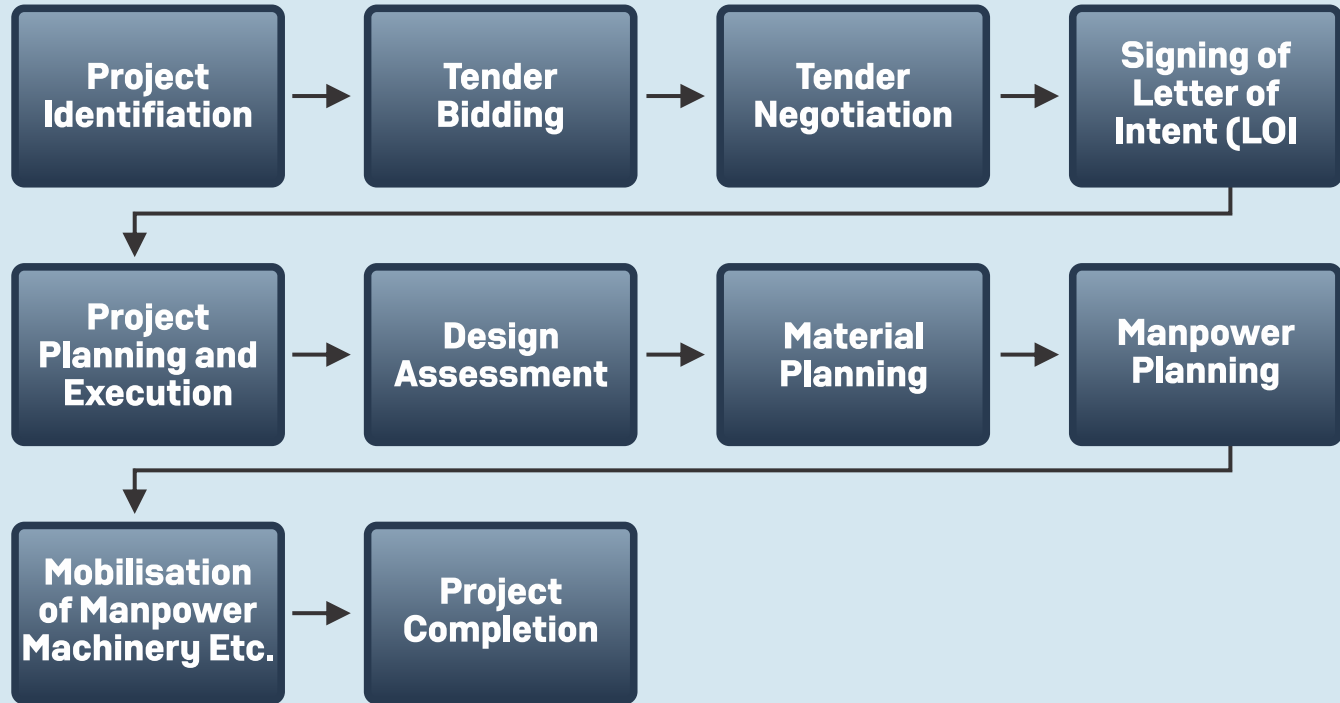
Arpit Techno Infra Pvt, Ltd.

Company is engaged in the business of infrastructure contractor specializing in civil construction, development and maintenance of diverse projects, including residential, commercial, industrial, water supply, irrigation, highways and SEZs, both domestically and internationally.

Turnover - Arpit Techno Infra Pvt Ltd (Rs in Lakhs)



Business Process





Driving Progress : Arsenal of Power & Machinery

ROAD CONSTRUCTION MACHINERY

Sr No	DESCRIPTION	QUANTITY
1	Batch Mix Bitumen Plant 160TPH	1
2	Mobile Crusher 250tph	1
3	Vogele Road Paver Machine	1
4	Grader	4
5	Roller	9
6	Excavator	18
7	Rock Breaker	10
8	Emulsion Sprayer	2
9	Air Compressure	5
10	Hywa	43
11	JCB	19
12	Water Tanker	9
13	Trailer	2
14	Desiel Tanker	5

CONCRETE MACHINERY

Sr No	DESCRIPTION	QUANTITY
1	Ajax Self Loading Concreate Mixer	9
2	Batching Plants	4
3	Concreate Pump	1
4	Transit Mixer (TM)	8

OTHER P&M

Sr No	DESCRIPTION	QUANTITY
1	Bus	16
2	Four Wheeler	55
3	Two Wheeler	28
4	Tractor	40
5	Truck	2
6	Diesel Generator	13





Driving Progress : Arsenal of Power & Machinery

MECHNAICAL TOOLS & TACKLE

Sr No	DESCRIPTION	QUANTITY
1	Rectifier	60
2	Welding Transformer	20
3	Pug Machine	16
4	Gas Cutting Set	30
5	Chain Blocks 1T	25
6	Winch Machine 5T (20 mtr lift)	05
7	Wire Rope Putty 1w, 2w, 3w	40
8	Rope Putty 1w, 2w, 3w	28
9	Celling's & D-Shackles	45
10	G.Q - 4 Grinders	12
11	Angle Grinders – 7" & 5"	35
12	F.F. 2 Grinders	10

Sr No	DESCRIPTION	QUANTITY
13	Jam Screw	35
14	Tools Kit (For Fitter)	56
15	Celling's Ropes	55
16	Drill Machine	25
17	Misc. & Measuring Tools	40
18	Master Level & Spirit Level	80
19	Hydraulic Pump	03
20	Hydraulic Jack	10
21	Plate Bending Machine (2 m wide)	03
22	Hydro Testing Pump - (Hand)	30
23	Chain Block 3T	25



Delivering Excellence, Every Time



Delivering Excellence, Every Time



A Five-Year Chronicle of Achievement and Innovation – More than 5 Cr



Sr No	CA No. And Name of Work	Principal Name	CA Amount (In Lakhs)	Date of Commencement	Original Date of Completion	Actual Date of Completion
1	5700310111_Civil and Associated Works for Construction of Labour Colony Phase II" at Green PVC Project, Mundra	Adani Mundra	2649.99	01.06.2022	31.12.2024	31.12.2024
2	JS1/260025412 : Civil repair and maintenance-DTA Refinery & OMSH Area	Reliance Industries Ltd	1812.09	01.04.2020	31.07.2022	31.07.2022
3	1J/3A2/31111895 : Construction of Road, Culvert & Storm Water Plant Drains at LDPE & LLDPE Unit in C2 Complex for J3 Project	Reliance Industries Ltd	1705.24	28.04.2014	30.09.2017	30.09.2017
4	1J/3A1/31098354 : Construction of 86 Nos. Unskilled Modules & 11 Nos. Unskilled with Chowkadi New Conventional Labour Camp for J3 Project at LC-9, Reliance-Jamnagar.	Reliance Industries Ltd	1451.28	29.04.2014	31.08.2014	31.08.2014
5	JS1/260042974_Civil Repair & Maintenance at DTA	Reliance Industries Ltd	1157.00	25.04.2023	31.12.2024	31.12.2024
6	Rbm/Ept/Sonu/30032024_Civil Work for Oil Tank for Epitome Industries Ltd	Eoitome Industries India Limited	1080.58	05.02.2024	31.12.2024	31.12.2024
7	4C1/260026261 : MPC Civil Jobs for DTA Jamnagar	Reliance Industries Ltd	1016.10	01.04.2020	31.07.2022	31.07.2022
8	JS1/260044627_Civil Repair & Maintenance at SEZ	Reliance Industries Ltd	1000.00	25.04.2023	31.12.2024	31.12.2024

A Five-Year Chronicle of Achievement and Innovation – More than 5 Cr



Sr No	CA No. And Name of Work	Principal Name	CA Amount (In Lakhs)	Date of Commencement	Original Date of Completion	Actual Date of Completion
9	4C1/260026268 : MPC Civil Jobs for SEZ Jamnagar	Reliance Industries Ltd	878.18	01.04.2020	31.07.2022	31.07.2022
10	JS1/260045816_Civil Repair & Maintenance-OMSH	Reliance Industries Ltd	800.00	14.06.2023	31.12.2024	31.12.2024
11	JS1/260025415 : Civil repair and Maintenance - SEZ Refinery & SEZ PCG	Reliance Industries Ltd	685.89	01.04.2020	31.07.2022	31.07.2022
12	RPP/ARS-009/NH-647/76:Rehabilitation and Upgradation of Wardha Arvi from km 0+000 (Wardha) to Km 53+708 (Arvi) Two Lane with Paved Shoulders in the state of Maharashtra on EPC	Trineva Infra Projects Pvt Ltd	642.50	10.03.2021	30.06.2021	30.06.2021
13	CCC/260004680 : Occassional Civil Arc Works At Jamnagar Manufacturing Division Sez	Reliance Industries Ltd	640.00	01.06.2016	31.03.2018	31.03.2020
14	1J/3A1/31321822 : Civil Works at SEZ PEB- J3 Petcoke Cinder Storage Project	Reliance Industries Ltd	638.18	15.02.2019	31.01.2020	31.01.2020
15	1J/3OC/31136697 : "Civil Works for Goal Post Foundations & Sleeper Foundations Adjacent & below to A Pipe Rack-RS681 Reliance DTA Refinery Os & Us."	Reliance Industries Ltd	510.43	15.11.2014	15.11.2015	15.11.2015

Awards and Certificates



Our Prestigious Clients



Our Leadership Team



Mr. Ramji Shrinarayan Pandey
Managing Director
24 Years of Experience



Mrs. Seema Ramji Pandey
Whole-time Director
14 Years of Experience



Mr. Ketan Vallabhdas Modi
Whole-time Director
24 Years of Experience



Mrs. Dipti Ketan Modi
Independent Director
14 Years of Experience



Mr. Vipulchandra Sureshchandra Acharya
Independent Director
39 Years of Experience



Mr. Chintan Ashokbhai Mehta
Independent Director
09 Years of Experience

Our Leadership Team



Mr. Manish Kumar Pandey
CFO

20 Years of Experience



Mr. Arpitkumar Pandey
Director

05 Years of Experience



Mr. Sonu Pandey
Director

05 Years of Experience



Mrs. Khushbu Gupta
Company Secretary

16 Years of Experience



Mr. Subhrajit Chowdhury
Independent Director

20 Years of Experience



Order Book Summary – More than 1 Cr.

Sr. No	Principal Name	Project Description	Total Order Value (in Lacs)	Completed Work Amount (In Lacs)	Balance as on (in Lacs)	Start Date	Completion Date
1	Government of Madhya Pradesh PWD National Highway Zone Bhopal	Rehabilitation & up-gradation of existing intermediate lane flexible pavement to 2 lane with paved shoulders flexible pavement from Km 0.600 (Gulganj Bypass on NH-34) to Km 43.000 (Barna River), length 42.400 Km on Gulganj- Amanganj- Pawai-Katni NH-43 Ext. in the State of Madhya Pradesh on EPC Mode.	17852.93	1827.45	16025.48	15.12.2024	31.12.2026
2	Nayara Energy Limited	Road maintenance including small scale capex road works ARC – 3 years	1979.71	72.51	1907.2	01.12.2024	30.11.2027
3	Reliance Industries Limited	Civil Repair & Maintenance at DTA MPC	1975.31	35.74	1939.57	01.03.2025	31.12.2025
4	Power Tech Private Limited	Mechanical, Fabrication, Building Work and other Civil Works at Reliance Industries JMD	1518.95	1452.26	66.69	15.09.2024	30.04.2025
5	Logicmax Technologies Pvt. Ltd	Labour Service for Building Works and other Civil Works	1400.16	1354.78	45.38	15.10.2024	31.03.2025
6	Reliance Industries Limited	Civil Repair & Maintenance at DTA	1365.26	1021.41	343.85	25.04.2023	31.12.2024
7	Reliance Industries Limited	Civil Repair & Maintenance at DTA/OMSH-MPC	1342.43	644.51	697.92	15.03.2023	31.10.2025
8	RBM Infracon Limited	Mechanical, Fabrication and other Engineering Works at BN Agritech Limited	1287.38	1142.35	145.03	15.06.2024	30.06.2025
9	Reliance Industries Limited	Civil Repair & Maintenance at SEZ	1180.00	585.94	594.06	25.04.2023	31.12.2024
10	Public Work Department (PWD) Sagar Zone	Shahpur Dararia Chanaua Jyap Road, Sagar PWD	1115.09	205.12	909.97	21.02.2025	31.07.2025
11	RBM Infracon Limited	Civil Work for Oil Tank for Epitome Industries Ltd	1080.59	1045.87	34.72	05.02.2024	31.05.2025



Order Book Summary – More than 1 Cr.

Sr. No	Principal Name	Project Description	Total Order Value (in Lacs)	Completed Work Amount (In Lacs)	Balance as on (in Lacs)	Start Date	Completion Date
12	Nayara Energy Limited	Civil Maintenance Arc 3 Years	1004.18	245.60	758.58	01.03.2024	31.01.2027
13	Reliance Industries Limited	Civil Repair & Maintenance at DTA	999.46	250.08	749.38	01.01.2025	31.12.2025
14	Reliance Industries Limited	Civil Repair & Maintenance - OMSH	944.00	130.30	813.70	14.06.2023	31.12.2024
15	Reliance Industries Limited	Civil Repair And Maintenance At RIL VMD	854.08	617.52	236.56	28.03.2023	31.05.2025
16	Reliance Industries Limited	Civil Repair & Maintenance at SEZ MPC	798.07	19.14	778.93	01.03.2025	31.12.2025
17	Reliance Industries Limited	Civil Repair & Maint at DTA/OMSH-RevnMPC	701.27	0.30	700.97	01.03.2025	31.12.2025
18	Reliance Industries Limited	Civil Repair & Maintenance at SEZ-MPC	649.00	269.59	379.41	15.03.2023	31.10.2025
19	Reliance Industries Limited	Civil Repair & Maintenance at C2	649.00	528.82	120.18	01.11.2022	31.12.2024
20	Reliance Industries Limited	Civil Works of Miscellaneous Structures of ETP (10GW)-PV Manufacturing Factory	621.19	61.13	560.06	28.11.2024	28.06.2025
21	Reliance Industries Limited	Civil Repair & Maintenance at SEZ	566.40	336.20	230.20	01.01.2025	31.12.2025
22	Reliance Industries Limited	Civil Repair & Maintenance at C2	560.50	340.74	219.76	01.11.2022	31.10.2025
23	Reliance Sibur Elastomers Private Ltd.	Civil Repair & Maintenance at IIR	501.50	52.93	448.57	01.11.2022	31.12.2024



Order Book Summary – More than 1 Cr.

Sr. No	Principal Name	Project Description	Total Order Value (in Lacs)	Completed Work Amount (In Lacs)	Balance as on (in Lacs)	Start Date	Completion Date
24	Reliance Syngas Limited	Civil Repair & Maintenance at DTA-PCG	482.62	297.02	185.60	01.11.2022	31.12.2024
25	Reliance Industries Limited	Civil works for cutting area of Train 2, Deep processing area of Train 1&2 for Glass Factory Project at Reliance Jamnagar	443.86	00.00	443.86	20.10.2024	30.06.2025
26	Reliance Syngas Limited	Civil Repair & Maintenance at C2 Complex	424.80	116.09	308.71	01.01.2025	31.12.2025
27	Reliance Sibur Elastomers Private Ltd.	Civil Repair & Maint at IIR -RevnmPC	413.00	25.87	387.13	01.05.2023	31.10.2025
28	Kalpataru Projects Internation Ltd	Package- 3- "Construction of roadbed, bridges, supply of ballast, Installation of track (excluding supply of rails, and track sleepers),Electrical (General Electrification), Provision of OHE, Signaling and telecommunication works in connection with 3rd Line from Garhwa Road (including) Km 319.04 to Barwadih (including) Km 258.51(Total 60.53 Km) in Dhanbad Division of East Central Railway, Jharkhand, India".	365.80	325.12	40.68	05.03.2025	30.04.2025
29	Reliance Industries Limited	Civil Repair & Maint at C2-RevnmPC	359.82	10.47	349.35	01.03.2025	31.12.2025
30	Reliance Industries Limited	REP & MAINT Civil Works at RII VMD Plants	324.50	204.65	119.85	27.07.2023	31.05.2025
31	Mundra Solar Technology Limited (ADANI MUNDRA)	Civil and Associated works pertaining to canteen building" for 2 GW Ingot & Wafer Manufacturing Project (Phase I)" for 2 GW Ingot and Wafer Manufacturing Project (Phase I) at Village Tunda, Taluka Mundra, Dist. Kutch, Gujarat.	269.89	210.05	59.84	19.12.2023	31.12.2024



Order Book Summary – More than 1 Cr.

Sr. No	Principal Name	Project Description	Total Order Value (in Lacs)	Completed Work Amount (In Lacs)	Balance as on (in Lacs)	Start Date	Completion Date
32	Reliance Syngas Limited	Civil Repair & Maintenance at SEZ-PCG	286.74	143.90	142.84	01.11.2022	31.12.2024
33	Renew Solar Services Private Limited	Land Leveling Work	247.80	150.00	97.80	01.05.2024	31.03.2025
34	Reliance Syngas Limited	Civil Repair & Maintenance at DTA-PCGMPC	236.00	145.29	90.71	01.11.2022	31.10.2025
35	Reliance Syngas Limited	Civil Repair & Maintenance at SEZ-PCG	236.00	138.51	97.49	01.11.2022	31.10.2025
36	Sikka Ports & Terminals Ltd	Civil Repair & Maintenance - OMSH-SPTL	236.00	30.97	205.03	14.06.2023	31.12.2024
37	Reliance Industries Limited	Civil Repair & Maint at DTA/OMSH-RevnmPC	218.30	34.29	184.01	01.05.2023	31.10.2025
38	Reliance Industries Limited	Construction of Stilling Basin at PD3 & Wing Wall at PD3/PD4/ PD4* and Natural ala location, Modification work of Existing GSFC & GWSSB line for obstacle emoval at PD1, PD2, PD3 and PD4 Outlet location and Construction of retaining wall t Natural Nala location	199.93	133.69	66.24	25.12.2023	30.10.2025
39	Reliance Industries Limited	Civil Repair & Maint at SEZ-RevnmPC	156.94	81.09	75.85	01.05.2023	31.10.2025
40	Reliance Syngas Limited	Civil Repair & Maintenance at PCG	149.25	47.03	102.22	01.01.2025	31.07.2025
41	Reliance Industries Limited	Civil Repair & Maintenance at DTA-PP	147.50	41.34	106.16	25.04.2023	31.12.2024
42	Nayara Energy Limited	Supply of Civil Manpower- VGOMHC	144.80	00.00	144.80	02.12.2024	31.12.2025







Order Book Summary – More than 1 Cr.

Sr. No	Principal Name	Project Description	Total Order Value (in Lacs)	Completed Work Amount (In Lacs)	Balance as on (in Lacs)	Start Date	Completion Date
43	Reliance Industries Limited	Construction of RCC Drain for Train 2, PV Solar Project	132.05	00.00	132.05	05.05.2025	20.11.2025
44	Reliance Industries Limited	Civil Repair & Maintenance at C2 MPC	127.94	00.00	127.94	01.03.2025	31.12.2025
45	Reliance Industries Limited	Civil Repair & Maintenance at OMSH	123.90	50.97	72.93	01.01.2025	31.12.2025
46	Reliance Industries Limited	Civil Repair & Maint at C2 -RevnmPC	118.00	29.37	88.63	01.05.2023	31.10.2025
47	Jamnagar Utilities & Power Pvt Limited	Civil Repair & Maintenance at C2-CPP	118.00	00.00	118.00	01.11.2024	31.12.2024
48	Reliance Industries Limited	Specialized Civil & Waterproofing DTA & OMSH for repair and maintenance	113.99	00.00	113.99	01.10.2024	31.05.2025
49	Technip Energies	Supply of Civil Manpower (For 10 Hrs)	111.40	75.00	36.40	17.10.2024	30.06.2025
50	Other	Contract less than 1 Cr.	1784.95	471.70	1313.25	-	-
	Total		48920.21	15002.71	33917.50		






Industry Overview

Indian Infrastructure Sector

-  The infrastructure sector is a key driver of the Indian economy. The sector is highly responsible for propelling India's overall development and enjoys intense focus from the Government for initiating policies that would ensure the time-bound creation of world-class infrastructure in the country.
-  The infrastructure sector includes power, bridges, dams, roads, and urban infrastructure development. In other words, the infrastructure sector acts as a catalyst for India's economic growth as it drives the growth of the allied sectors like townships, housing, built-up infrastructure, and construction development projects.
-  The government's focus on building infrastructure of the future has been evident given the slew of initiatives launched recently. The US\$ 1.3 trillion national master plan for infrastructure, Gati Shakti, has been a forerunner to bring about systemic and effective reforms in the sector, and has already shown a significant headway.
-  Infrastructure support to the nation's manufacturers also remains one of the top agendas as it will significantly transform goods and exports movement making freight delivery effective and economical.

Under Union Budget 2025-26

-  In the Union Budget 2025-26, capital investment outlay for infrastructure has been increased to Rs. 11.21 lakh crore (US\$ 128.64 billion), which would be 3.1% of GDP.
-  In the Union Budget 2025-26, the government has decided to allocate Rs. 2.87 lakh crore (US\$ 32.94 billion) towards the Ministry of Road with a target of Rs. 35,000 crore (US\$ 4.02 billion) in private sector investment.
-  India's infrastructure sector is set for robust growth, with planned investments of US\$ 1.4 trillion by 2025. The government's National Infrastructure Pipeline (NIP) program aims to channel significant capital into key areas such as energy, roads, railways, and urban development.

Our Strengths



Established Brand and Image

We have established ourselves as a reliable brand in the state of Gujarat, Maharashtra, Uttar Pradesh and Other State wherein our clients trust us for our quality, safety consistency and continuous performance.



Expertise Workforce with technical excellence

We have a dedicated workforce, who is the strength and power of our organization. Our workforce is doing their individual bit in achieving our cumulative goals successfully



Impeccable Track Record

Our strengths lie in our track record of completing our projects efficiently and effectively within the stipulated time period.



Prestigious Client Base

Our client base include prestigious clients like Reliance Industries Ltd, Adani Group, Essar Projects (India) Ltd, Military Engineering Services (Govt. of India) Etc.



Our Strategy



Continue to enhance our project execution capabilities

Diversify our business by bidding and winning Government projects and other Projects

Building our own execution capabilities

Capture the high growth opportunities in the India Infrastructure sector

Owned fleet of construction Equipment's





Profit and Loss Account

Particulars	(Rs in Lakhs)		
	FY23(S)	FY24(S)	FY25(C)
Revenue from operations	6,405.16	9,039.82	17,030.47
Other Income	17.17	16.28	27.33
Total Income	6,422.33	9,056.10	17,057.79
Expenses:			
Cost of Construction	2,891.10	2,621.49	6,036.32
Change in inventories of traded goods	(300.71)	(358.55)	(1,111.16)
Employee Benefits Expenses	1,832.39	2,805.20	3,866.86
Finance Costs	252.09	268.82	514.37
Depreciation and Amortisation Expenses	496.96	387.61	431.15
Other Expenses	883.05	2,922.94	5,835.03
Total expenses	6,054.89	8,647.51	15,572.57
Profit before Tax	367.44	408.59	1,485.23
Total Tax Expense:	339.92	339.92	381.12
Profit after tax for the year	273.41	288.08	1,104.11

*Consolidated



Profit and Loss Account

	(Rs in Lakhs)		
EQUITY AND LIABILITIES	FY23(S)	FY24(S)	FY25(C)
1. Shareholders' funds			
Share Capital	785.00	785.00	1,034.90
Reserves and surplus	1,458.21	1,746.38	4,843.05
Money Received against Share Warrant	-	-	74.45
2. Non-current liabilities			
Long-term borrowings	1,158.57	1,249.56	2,427.70
Deferred tax liabilities (Net)	1.99	-	-
3. Current liabilities			
Short-term borrowings	2,054.60	1,965.39	4,188.85
Trade payables	759.43	2,988.11	4,818.01
Other current liabilities	913.72	726.36	352.59
Short-term provisions	109.79	138.13	383.5
Total	7,241.32	9,598.92	18,123.03

*Consolidated

Profit and Loss Account



Assets	(Rs in Lakhs)		
	FY23(S)	FY24(S)	FY25(C)
1. Non-current assets			
Tangible assets	1,574.79	1,213.38	2,484.90
Non-Current Investments	108.27	108.27	204.84
Long Term Loans and Advances	404.45	419.99	660.27
Deferred Tax Assets (Net)	-	8.18	(23.00)
2. Current assets			
Inventories	2,166.32	2,524.87	3,853.67
Trade receivables	2,590.63	4,816.98	8,497.80
Cash and cash equivalents	20.14	50.79	856.88
Short-term loans and advances	376.73	456.47	1,587.67
Total	7,241.32	9,598.92	18,123.03

*Consolidated

Cash Flow



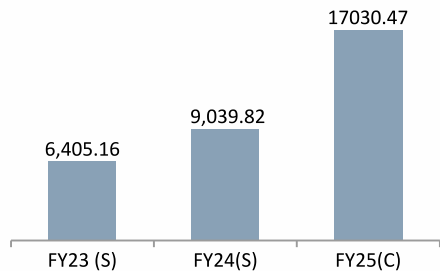
PARTICULARS	(Rs in Lakhs)		
	FY23(S)	FY24(S)	FY25(C)
Net Cash From Operating Activities (A)	(185.38)	332.91	(1,905.96)
Net Cash From Investing Activities (B)	(609.4)	(35.21)	(2,073.70)
Net Cash Flow In Financing Activities (C)	808.04	(267.04)	4,769.85
Net Increase In Cash & Cash Equivalents (A)+(B)+(C)	13.26	30.66	790.19

*Consolidated

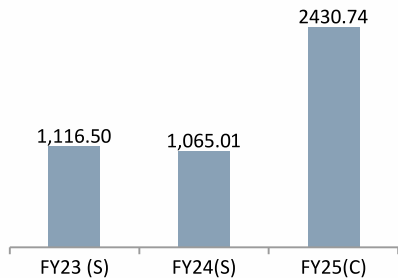


Key Financial Ratio

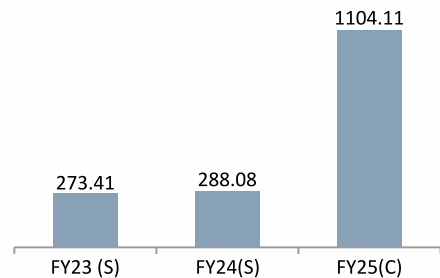
Revenue From Operations (Rs in Lakhs)



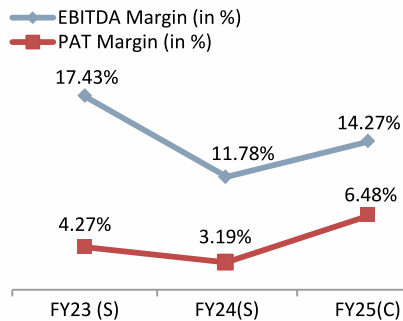
EBITDA (Rs in Lakhs)



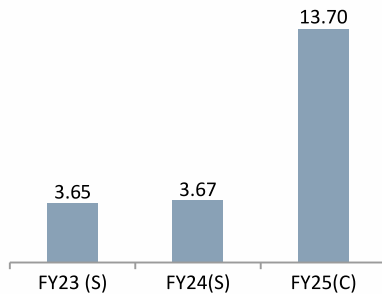
PAT (Rs in Lakhs)



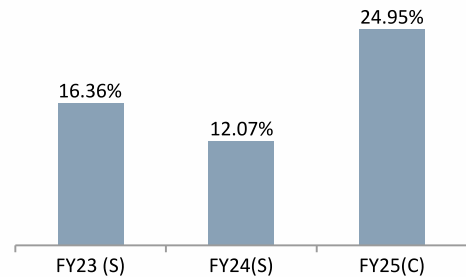
EBITDA & PAT Margin (IN%)



Earnings Per Share



Return on Equity (ROE)(%)

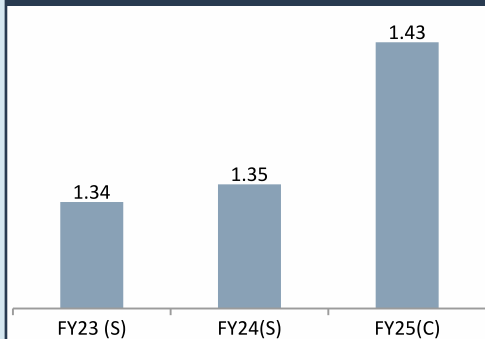


*Consolidated

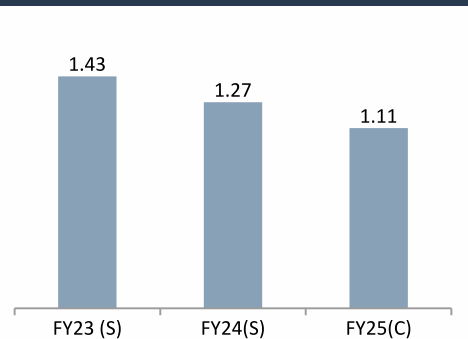


Key Financial Ratio

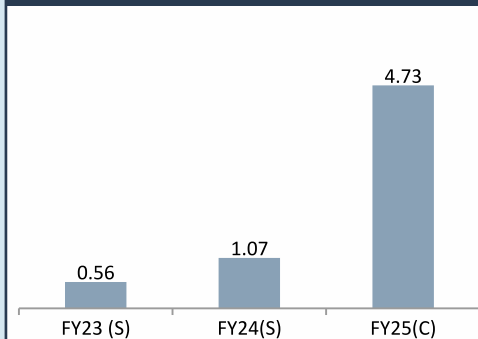
Current Ratio



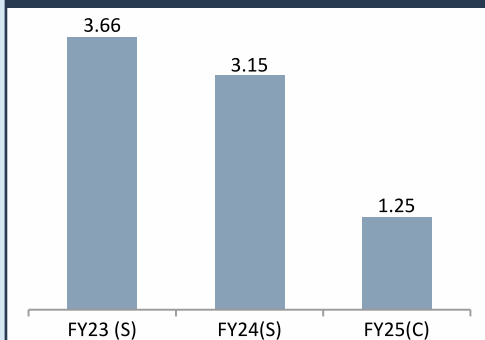
Debt - Equity Ratio



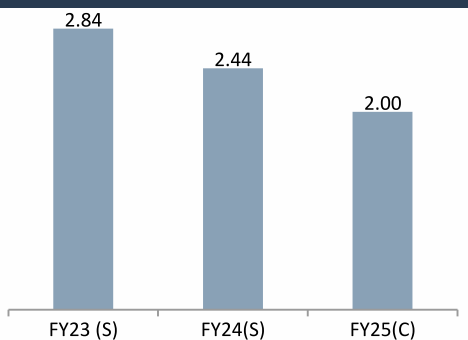
Debt Service Coverage Ratio



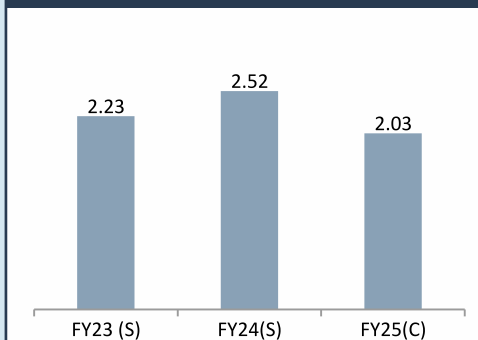
Trade Receivables Turnover Ratio



Trade Payables Turnover Ratio



Net Capital Turnover Ratio



*Consolidated

Thank you!



SONU INFRATECH LTD

- 📍 404, 4th Floor, Park Colony, Opp Jogers Park, Jamnagar, 361008 (Gujarat)
- ☎ +9196620 37822, +91-99099 22833, +91-93283 58376, +91-85111 30672
- ✉ info@sonuinfratech.com
- 🌐 www.sonuinfratech.com