



Date: 17th May 2025

National Stock Exchange of India Limited, Exchange Plaza, 5 th Floor, Plot No. C-1, G Block, Bandra- Kurla Complex, Bandra (East), Mumbai – 400051, Maharashtra, India NSE Scrip Code – SKFINDIA	BSE Limited, Phiroze Jeejeebhoy Towers, Dalal Street, Fort, Mumbai – 400001, Maharashtra, India BSE Scrip Code -500472
--	--

Subject: Newspaper Advertisement – Regulation 47 of SEBI (Listing Obligation and Disclosure Requirement) Regulations, 2015

Dear Sir/Madam,

In compliance with Regulation 47 of the SEBI (Listing Obligations and Disclosure Requirements) Regulations, 2015, we are enclosing the Financial Results published in the newspapers of Financial Express (all India Edition), Economic Times & Mint in English Language, and in Maharashtra Times.

We request you to take the above information on record and disseminate the same on your respective websites.

Thanking you,

Yours faithfully,
SKF India Limited

Ranjan Kumar
Company Secretary & Compliance Officer

SKF India Limited

Registered office: Chinchwad, Pune 411 033, Maharashtra, India

Tel: +91 (20) 6611 2500, Fax no: +91 (20) 6611 2396, Web: www.skf.com, Email id: investorIndia@skf.com

CIN: L29130PN1961PLC213113

CREDITACCESS GRAMEEN LIMITED					
Regd. & Corp. Office: No. 49, 46th Cross, 8th Block, Jayanagar, (Next to Rajalakshmi Kalyana Mantap) Bengaluru KA-560070 IN Website : www.creditaccessgrameen.in CIN: L51216KA1991PLC053425					
Audited Consolidated Financial Result for the quarter and Financial Year ended March 31, 2025					
Sl. No.	Particulars	Quarter ended		Year ended	
		March 31, 2025	March 31, 2024	March 31, 2025	March 31, 2024
		(Audited)	(Audited)	(Audited)	(Audited)
1	Total Income from Operations	1,407.71	1,459.10	5,756.14	5,172.65
2	Net Profit for the period before Tax, Exceptional and/or Extraordinary items	51.08	529.46	708.87	1,939.18
3	Net Profit for the period before Tax and after Exceptional and/or Extraordinary items	51.08	529.46	708.87	1,939.18
4	Net Profit for the period after Tax, Exceptional and/or Extraordinary items	47.21	397.08	531.40	1,445.93
5	Total Comprehensive Income for the period [Comprising Profit/ (Loss) for the period (after tax) and Other Comprehensive Income (after tax)]	34.59	387.57	504.21	1,431.24
6	Paid-up Equity Share Capital	159.72	159.38	159.72	159.38
7	Reserves excluding Revaluation Reserves	4,275.33	3,912.47	4,275.33	3,912.47
8	Securities Premium Account	2,520.92	2,498.13	2,520.92	2,498.13
9	Net worth	6,955.97	6,569.98	6,955.97	6,569.98
10	Outstanding Redeemable Preference Shares	Nil	Nil	Nil	Nil
11	Debt Equity Ratio	2.94	3.32	2.94	3.32
12	Paid-up Debt Capital/Outstanding Debt	20,445.77	21,841.01	20,445.77	21,841.01
13	Earnings Per Share (Face value ₹10 per share) (for continuing and discontinued operations) - not annualized				
	- Basic (₹)	2.96	24.93	33.32	90.88
	- Diluted (₹)	2.95	24.79	33.24	90.41
14	Capital Redemption Reserve	Nil	Nil	Nil	Nil
15	Debt Redemption Reserve	Nil	Nil	Nil	Nil
16	Debt Service Coverage Ratio	Not Applicable	Not Applicable	Not Applicable	Not Applicable
17	Interest Service Coverage Ratio	Not Applicable	Not Applicable	Not Applicable	Not Applicable

Notes:

- The above financial Results were reviewed by the Audit Committee and thereafter approved and taken on record by the Board of Directors at their respective meetings held on May 16, 2025. The joint Statutory Auditors have expressed an unmodified opinion on the both Standalone and Consolidated financial statements for the year.
- Standalone Total Income from operations: ₹ 1,407.71 Cr/- and ₹ 5,756.14 Cr/-; (b) Net (loss)/profit before tax: ₹ 51.08 Cr/- and ₹ 708.87 Cr/-; and (c) Net (loss)/profit after tax: ₹ 47.21 Cr/- and ₹ 531.40 Cr/- for the quarter and financial year period respectively.
- The above is an extract of the detailed format of Audited Financial Results filed with the Stock Exchanges under Regulation 33 and 52 of the SEBI (Listing Obligations and Disclosure Requirements) Regulations, 2015. The full format of the Audited Financial Results are available on the websites of National Stock Exchange of India at www.nseindia.com/corporates, BSE Limited at www.bseindia.com/corporates and on the Company's website at www.creditaccessgrameen.in
- For the other line items referred in regulation 52(4) of the amended Listing Regulations, pertinent disclosures have been made to the Stock Exchange(s) and can be accessed through the website link given in point no.3 above.

Date: May 16, 2025
Place: Bengaluru

For and on behalf of the Board of CreditAccess Grameen Limited
Sd/-
Udaya Kumar Hebbar
Managing Director

IOL Chemicals and Pharmaceuticals Limited											
EXTRACT OF STANDALONE & CONSOLIDATED AUDITED FINANCIAL RESULTS FOR THE QUARTER/YEAR ENDED 31 st MARCH 2025											
Sr. No.	Particulars	Standalone					Consolidated				
		Quarter ended		Year ended			Quarter ended		Year ended		
		31.03.2025	31.12.2024	31.03.2024	31.03.2025	31.03.2024	31.03.2025	31.12.2024	31.03.2024	31.03.2025	31.03.2024
		(Refer Note 3)	(Unaudited)	(Audited)	(Audited)	(Audited)	(Refer Note 3)	(Unaudited)	(Audited)	(Audited)	(Audited)
1	Total Income from operations	532.30	527.37	511.44	2,101.61	2,162.86	532.31	527.37	511.44	2,101.62	2,162.86
2	Net Profit for the period (before tax, exceptional and/or extraordinary items)	44.90	27.82	37.77	137.89	182.64	44.70	27.80	37.20	137.96	181.65
3	Net Profit for the period before tax (after exceptional and/or extraordinary items)	44.90	27.82	37.77	137.89	182.64	44.70	27.80	37.20	137.96	181.65
4	Net Profit for the period after tax (after exceptional and/or extraordinary items)	31.62	20.55	28.19	101.00	135.42	31.42	20.53	27.62	101.07	134.43
5	Total Comprehensive income for the period [comprising profit/(loss) for the period (after tax) and other comprehensive income (after tax)]	31.64	20.44	28.50	99.56	134.13	31.44	20.42	27.93	99.63	133.14
6	Equity share capital	58.71	58.71	58.71	58.71	58.71	58.71	58.71	58.71	58.71	58.71
7	Other equity (Reserves excluding revaluation reserve)	1,628.70	1,620.54	1,552.62	1,628.70	1,552.62	1,628.95	1,620.99	1,552.80	1,628.95	1,552.80
8	Earning per equity share of ₹2/- each (for continuing and discontinued operations) (not annualised except for the year ended 31-Mar-2024 and 31-Mar-2025)										
	Basic and Diluted ₹	1.08	0.70	0.96	3.44	4.61	1.07	0.70	0.94	3.44	4.58

NOTES:

- The above is an extract of the detailed format of audited financial results for the quarter and year ended 31st March 2025 filed with the Stock Exchanges under Regulation 33 of the SEBI (Listing Obligations and Disclosure Requirements) Regulations, 2015. The full format of these financial results is available on the Stock Exchange websites i.e. www.bseindia.com & www.nseindia.com and on the Company's website www.iolcp.com.
- The above results have been reviewed by the Audit Committee and subsequently approved by the Board of Directors in their respective meetings held on 16th May 2025.
- The figures for the quarter ended 31st March 2025, as reported in the standalone and consolidated financial results, are the balancing figures between the audited figures for the year ended 31st March 2025 and the published year to date figures for 31st December 2024, which were subjected to limited review by the statutory auditors. The financial results can be accessed by scanning the QR Code:

Place: Ludhiana
Date: 16th May 2025

For IOL Chemicals and Pharmaceuticals Limited
Sd/-
Vikas Gupta
Joint Managing Director
DIN: 07198109

Regd Office: Village & Post Office Handiaya, Fatehgarh Channa Road, Barnala-148107, Punjab
Corporate Office: 85, Industrial Area 'A', Ludhiana-141003 (Punjab)
CIN: L24116PB1986PLC007030, Tel: +91-161-2225531-35, E-mail: contact@iolcp.com, www.iolcp.com



SKF India Limited

CIN: L29130PN1961PLC213113
Registered Address: Chinchwad, Pune 411033 Maharashtra, India
Tel. No. : 91 - 20 66112500 | E-mail: investorindia@SKF.com | Website : www.skf.com/in
FY24-25: Quarter - January to March 2025

Revenue -3.4% QoQ	Revenue 0.8% YoY	PBT Growth 87.4% QoQ	PBT Growth 20.0% YoY
-------------------	------------------	----------------------	----------------------

STATEMENT OF UNAUDITED CONSOLIDATED FINANCIAL RESULTS FOR THE QUARTER ENDED MARCH 31, 2025

Particulars	Quarter Ended March 31, 2025 (Unaudited)	Quarter Ended December 31, 2024 (Unaudited)	Quarter Ended March 31, 2024 (Unaudited)	Year Ended March 31, 2025 (Audited)	Year Ended March 31, 2024 (Audited)
Revenue from Operations	12,133.7	12,561.0	12,034.0	49,199.2	45,701.3
Net Profit / (Loss) for the Period (Before Tax, Exceptional and/or Extraordinary items) # ^	2,756.5	1,470.6	2,296.1	7,632.0	7,358.2
Net Profit / (Loss) for the Period Before Tax (After Exceptional and/or Extraordinary items) # ^	2,756.5	1,470.6	2,296.1	7,632.0	7,358.2
Net Profit / (Loss) for the Period After Tax (After Exceptional and/or Extraordinary items) #	2,032.8	1,095.0	1,752.3	5,659.1	5,518.0
Total Comprehensive Income for the Period [Comprehensive Profit / (Loss) for the Period (After tax) and Other Comprehensive Income (After tax)]	1,931.7	1,059.1	1,695.4	5,579.0	5,391.2
Equity Share Capital	494.4	494.4	494.4	494.4	494.4
Reserves (Excluding Revaluation Reserve as Shown in the Audited Balance Sheet of Previous Year)	-	-	-	25,485.3	26,333.1
Earnings Per Share (of Rs.10/- each) (for Continuing and Discontinued Operations)					
1. Basic: (Not to be Annualised)	41.1	22.1	35.4	114.5	111.6
2. Diluted: (Not to be Annualised)	41.1	22.1	35.4	114.5	111.6

No exceptional and/or extra ordinary items in the above results
^ Includes share of profit/ (loss) of associates


KEY NUMBERS OF UNAUDITED STANDALONE FINANCIAL RESULTS FOR THE QUARTER ENDED MARCH 31, 2025

Particulars	Quarter Ended March 31, 2025 (Unaudited)	Quarter Ended December 31, 2024 (Unaudited)	Quarter Ended March 31, 2024 (Unaudited)	Year Ended March 31, 2025 (Audited)	Year Ended March 31, 2024 (Audited)
Revenue from Operations	12,133.7	12,561.0	12,034.0	49,199.2	45,701.3
Net Profit / (Loss) for the Period Before Tax	2,751.4	1,472.1	2,291.9	7,631.0	7,357.9
Net Profit / (Loss) for the Period After Tax	2,027.7	1,096.5	1,748.1	5,658.1	5,517.7
Total Comprehensive Income for the Period [Comprehensive Profit / (Loss) for the Period (After tax) and Other Comprehensive Income (After tax)]	1,926.6	1,060.6	1,691.2	5,578.0	5,390.9

- The Standalone and Consolidated Financial Results have been reviewed and recommended by the Audit Committee and approved by the Board of Directors at their Meeting held on May 15, 2025. The above financial results for the quarter (unaudited) and year (audited) ended March 31, 2025 have been reviewed by the statutory auditors of the Company.
- The above financial results have been prepared in accordance with the Companies (Indian Accounting Standards) Rules, 2015 (Ind AS prescribed under Section 133 of the Companies Act, 2013 and read with Rules framed thereunder and Regulation 33 of SEBI (Listing Obligations and Disclosure Requirements) Regulations, 2015, as amended from time to time.
- The Company manufactures bearings and other related components and is of the view that it is a single business segment in accordance with Ind AS-108- 'Operating Segments' notified pursuant to Companies (Accounting Standards) Rules, 2015.
- The Board of Directors have proposed a dividend of INR 14.5 per share on equity share of INR 10 each i.e. 145% subject to the approval of the members of the Company at the forthcoming Annual General Meeting. When approved by the members of the Company, this will involve payout of INR 716.9 million.
- The figures of the last quarter ended March 31, 2025 are the balancing figures between audited figures in respect of the full financial year and unaudited published year to date figures upto the third quarter of the respective financial years and there are no material adjustments made in the results of the quarter ended March 31, 2025 which pertain to earlier periods.
- The consolidated financial results includes financial results of a Wholly Owned Subsidiary and two associates of the Company for the quarter (unaudited) and year (audited) ended March 31, 2025.
- The Board of Directors of the Company, its meeting held on 26 December 2024, basis the recommendation of Audit Committee and Independent Directors, approved scheme of arrangements of the Company, SKF India (Industrial) Limited ("SKFIL") (a wholly owned subsidiary of the Company, which was incorporated on 17 December 2024) and their respective shareholders and creditors, providing for the demerger of the Company's Industrial Business to SKFIL ("Proposed Transaction") in compliance with sections 230 to 232 and other applicable provisions of the Companies Act, 2013. Pursuant to this, the Company has received 'no adverse observations' and 'no objection' from BSE Limited and National Stock Exchange of India Limited, respectively. The Proposed Transaction is, inter alia, subject to receipt of requisite approvals from the statutory and regulatory authorities, including the approval from the shareholders and creditors of the Company, Hon'ble National Company Law Tribunal.
- The figures for the previous year/periods have been regrouped/reclassified wherever necessary to conform to current period's classification.
- The Standalone and Consolidated Financial Results for the quarter (unaudited) and year (audited) ended March 31, 2025 are available on the BSE Limited website (URL: www.bseindia.com), the National Stock Exchange of India Limited website (URL: www.nseindia.com) and on the Company's website (URL: www.skf.com/in)

Date :- May 15, 2025
Place :- Gothenburg

SKF India Limited
Mukund Vasudevan
Managing Director



CreditAccess Grameen Limited
 Regd. & Corp. Office: No. 49, 46th Cross, 8th Block, Jayanagar,
 (Next to Rajalakshmi Kalyana Mantap) Bengaluru KA-560070 IN
 Website : www.creditaccessgrameen.in
 CIN: L51216KA1991PLC053425

Audited Consolidated Financial Result for the quarter and Financial Year ended March 31, 2025

Sl. No.	Particulars	Quarter ended		Year ended	
		March 31, 2025	March 31, 2024	March 31, 2025	March 31, 2024
		(Audited)	(Audited)	(Audited)	(Audited)
1	Total Income from Operations	1,407.71	1,459.10	5,756.14	5,172.65
2	Net Profit for the period before Tax, Exceptional and/or Extraordinary items	51.08	529.46	708.87	1,939.18
3	Net Profit for the period before Tax and after Exceptional and/or Extraordinary items	51.08	529.46	708.87	1,939.18
4	Net Profit for the period after Tax, Exceptional and/or Extraordinary items	47.21	397.08	531.40	1,445.93
5	Total Comprehensive Income for the period (Comprising Profit/ (Loss) for the period (after tax) and Other Comprehensive Income (after tax))	34.59	387.57	504.21	1,431.24
6	Paid-up Equity Share Capital	159.72	159.38	159.72	159.38
7	Reserves excluding Revaluation Reserves	4,275.33	3,912.47	4,275.33	3,912.47
8	Securities Premium Account	2,520.92	2,498.13	2,520.92	2,498.13
9	Net worth	6,955.97	6,569.98	6,955.97	6,569.98
10	Outstanding Redeemable Preference Shares	Nil	Nil	Nil	Nil
11	Debt Equity Ratio	2.94	3.32	2.94	3.32
12	Paid-up Debt Capital/Outstanding Debt	20,445.77	21,841.01	20,445.77	21,841.01
13	Earnings Per Share (Face value ₹10 per share) (for continuing and discontinued operations) - not annualized				
	- Basic (₹)	2.96	24.93	33.32	90.88
	- Diluted (₹)	2.95	24.79	33.24	90.41
14	Capital Redemption Reserve	Nil	Nil	Nil	Nil
15	Debenture Redemption Reserve	Nil	Nil	Nil	Nil
16	Debt Service Coverage Ratio	Not Applicable	Not Applicable	Not Applicable	Not Applicable
17	Interest Service Coverage Ratio	Not Applicable	Not Applicable	Not Applicable	Not Applicable

Notes:

- The above financial Results were reviewed by the Audit Committee and thereafter approved and taken on record by the Board of Directors at their respective meetings held on May 16, 2025. The joint Statutory Auditors have expressed an unmodified opinion on the both Standalone and Consolidated financial statements for the year.
- Standalone Total Income from operations: ₹ 1,407.71 Cr/- and ₹ 5,756.14 Cr/-; (b) Net (loss)/profit before tax: ₹ 51.08 Cr/- and ₹ 708.87 Cr/-; and (c) Net (loss)/profit after tax: ₹ 47.21 Cr/- and ₹ 531.40 Cr/- for the quarter and financial year period respectively.
- The above is an extract of the detailed format of Audited Financial Results filed with the Stock Exchanges under Regulation 33 and 52 of the SEBI (Listing Obligations and Disclosure Requirements) Regulations, 2015. The full format of the Audited Financial Results are available on the websites of National Stock Exchange of India at www.nseindia.com/corporates, BSE Limited at www.bseindia.com/corporates and on the Company's website at www.creditaccessgrameen.in
- For the other line items referred in regulation 52(4) of the amended Listing Regulations, pertinent disclosures have been made to the Stock Exchange(s) and can be accessed through the website link given in point no.3 above.

For and on behalf of the Board of CreditAccess Grameen Limited
 Sd/-
Udaya Kumar Hebbbar
 Managing Director

Date: May 16, 2025
 Place: Bengaluru



Scan this QR code to access complete financial Result for the quarter and financial year ended March 31, 2025



IOL Chemicals and Pharmaceuticals Limited

EXTRACT OF STANDALONE & CONSOLIDATED AUDITED FINANCIAL RESULTS FOR THE QUARTER/YEAR ENDED 31st MARCH 2025

Sr. No.	Particulars	Standalone					Consolidated				
		Quarter ended		Year ended			Quarter ended		Year ended		
		31.03.2025	31.12.2024	31.03.2024	31.03.2025	31.03.2024	31.03.2025	31.12.2024	31.03.2024	31.03.2025	31.03.2024
		(Refer Note 3)	(Unaudited)	(Audited)	(Audited)	(Audited)	(Refer Note 3)	(Unaudited)	(Audited)	(Audited)	(Audited)
1	Total Income from operations	532.30	527.37	511.44	2,101.61	2,162.86	532.31	527.37	511.44	2,101.62	2,162.86
2	Net Profit for the period (before tax, exceptional and/or extraordinary items)	44.90	27.82	37.77	137.89	182.64	44.70	27.80	37.20	137.96	181.65
3	Net Profit for the period before tax (after exceptional and/or extraordinary items)	44.90	27.82	37.77	137.89	182.64	44.70	27.80	37.20	137.96	181.65
4	Net Profit for the period after tax (after exceptional and/or extraordinary items)	31.62	20.55	28.19	101.00	135.42	31.42	20.53	27.62	101.07	134.43
5	Total Comprehensive income for the period [comprising profit/(loss) for the period (after tax) and other comprehensive income (after tax)]	31.64	20.44	28.50	99.56	134.13	31.44	20.42	27.93	99.63	133.14
6	Equity share capital	58.71	58.71	58.71	58.71	58.71	58.71	58.71	58.71	58.71	58.71
7	Other equity (Reserves excluding revaluation reserve)	1,628.70	1,620.54	1,552.62	1,628.70	1,552.62	1,628.95	1,620.99	1,552.80	1,628.95	1,552.80
8	Earning per equity share of ₹2/- each (for continuing and discontinued operations) (not annualised except for the year ended 31-Mar-2024 and 31-Mar-2025)										
	Basic and Diluted ₹	1.08	0.70	0.96	3.44	4.61	1.07	0.70	0.94	3.44	4.58

NOTES:

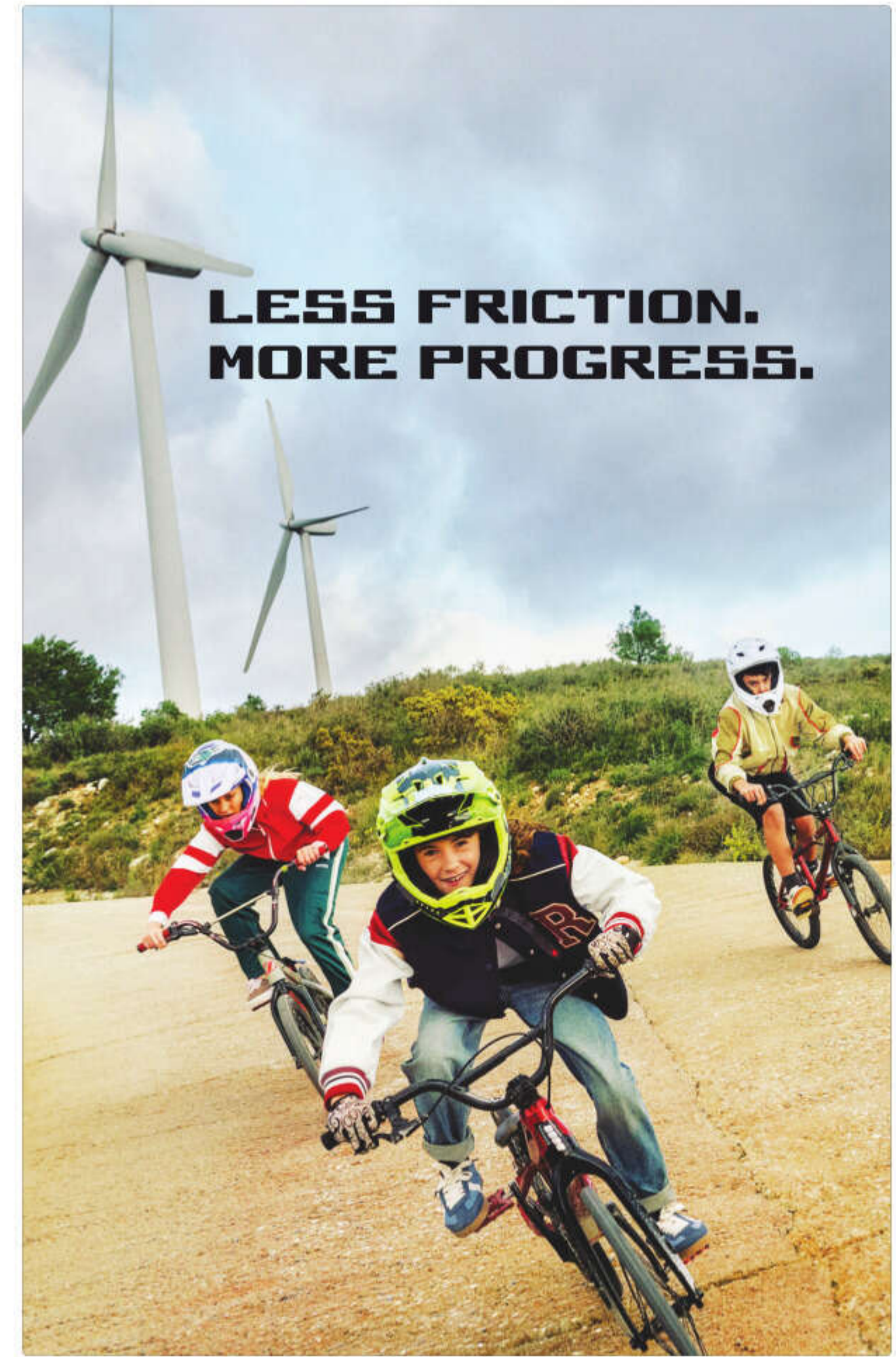
- The above is an extract of the detailed format of audited financial results for the quarter and year ended 31st March 2025 filed with the Stock Exchanges under Regulation 33 of the SEBI (Listing Obligations and Disclosure Requirements) Regulations, 2015. The full format of these financial results is available on the Stock Exchange websites i.e. www.bseindia.com & www.nseindia.com and on the Company's website www.iolcp.com.
- The above results have been reviewed by the Audit Committee and subsequently approved by the Board of Directors in their respective meetings held on 16th May 2025.
- The figures for the quarter ended 31st March 2025, as reported in the standalone and consolidated financial results, are the balancing figures between the audited figures for the year ended 31st March 2025 and the published year to date figures for 31st December 2024, which were subjected to limited review by the statutory auditors. The financial results can be accessed by scanning the QR Code:



For IOL Chemicals and Pharmaceuticals Limited
 Sd/-
Vikas Gupta
 Joint Managing Director
 DIN: 07198109

Place: Ludhiana
 Date: 16th May 2025

Regd Office: Village & Post Office Handiaya, Fatehgarh Channa Road, Barnala-148107, Punjab
 Corporate Office: 85, Industrial Area 'A', Ludhiana-141003 (Punjab)
 CIN: L24116PB1986PLC007030, Tel: +91-161-2225531-35, E-mail: contact@iolcp.com, www.iolcp.com



SKF India Limited

CIN: L29130PN1961PLC213113
 Registered Address: Chinchwad, Pune 411033 Maharashtra, India
 Tel. No. : 91 - 20 66112500 | E-mail: investorIndia@SKF.com | Website : www.skf.com/in
 FY24-25: Quarter - January to March 2025

Revenue -3.4% QoQ	Revenue 0.8% YoY	PBT Growth 87.4% QoQ	PBT Growth 20.0% YoY
-------------------	------------------	----------------------	----------------------

STATEMENT OF UNAUDITED CONSOLIDATED FINANCIAL RESULTS FOR THE QUARTER ENDED MARCH 31, 2025

Particulars	Rs in Millions				
	Quarter Ended March 31, 2025 (Unaudited)	Quarter Ended December 31, 2024 (Unaudited)	Quarter Ended March 31, 2024 (Unaudited)	Year Ended March 31, 2025 (Audited)	Year Ended March 31, 2024 (Audited)
Revenue from Operations	12,133.7	12,561.0	12,034.0	49,199.2	45,701.3
Net Profit / (Loss) for the Period (Before Tax, Exceptional and/or Extraordinary items) # ^	2,756.5	1,470.6	2,296.1	7,632.0	7,358.2
Net Profit / (Loss) for the Period Before Tax (After Exceptional and/or Extraordinary items) # ^	2,756.5	1,470.6	2,296.1	7,632.0	7,358.2
Net Profit / (Loss) for the Period After Tax (After Exceptional and/or Extraordinary items) #	2,032.8	1,095.0	1,752.3	5,659.1	5,518.0
Total Comprehensive Income for the Period [Comprehensive Profit / (Loss) for the Period (After tax) and Other Comprehensive Income (After tax)]	1,931.7	1,059.1	1,695.4	5,579.0	5,391.2
Equity Share Capital	494.4	494.4	494.4	494.4	494.4
Reserves (Excluding Revaluation Reserve as Shown in the Audited Balance Sheet of Previous Year)	-	-	-	25,485.3	26,333.1
Earnings Per Share (of Rs.10/- each) (for Continuing and Discontinued Operations)					
1. Basic: (Not to be Annualised)	41.1	22.1	35.4	114.5	111.6
2. Diluted: (Not to be Annualised)	41.1	22.1	35.4	114.5	111.6

No exceptional and/or extra ordinary items in the above results
 ^ Includes share of profit/ (loss) of associates

KEY NUMBERS OF UNAUDITED STANDALONE FINANCIAL RESULTS FOR THE QUARTER ENDED MARCH 31, 2025

Particulars	Rs in Millions				
	Quarter Ended March 31, 2025 (Unaudited)	Quarter Ended December 31, 2024 (Unaudited)	Quarter Ended March 31, 2024 (Unaudited)	Year Ended March 31, 2025 (Audited)	Year Ended March 31, 2024 (Audited)
Revenue from Operations	12,133.7	12,561.0	12,034.0	49,199.2	45,701.3
Net Profit / (Loss) for the Period Before Tax	2,751.4	1,472.1	2,291.9	7,631.0	7,357.9
Net Profit / (Loss) for the Period After Tax	2,027.7	1,096.5	1,748.1	5,658.1	5,517.7
Total Comprehensive Income for the Period [Comprehensive Profit / (Loss) for the Period (After tax) and Other Comprehensive Income (After tax)]	1,926.6	1,060.6	1,691.2	5,578.0	5,390.9

a. The Standalone and Consolidated Financial Results have been reviewed and recommended by the Audit Committee and approved by the Board of Directors at their Meeting held on May 15, 2025. The above financial results for the quarter (unaudited) and year (audited) ended March 31, 2025 have been reviewed by the statutory auditors of the Company.

b. The above financial results have been prepared in accordance with the Companies (Indian Accounting Standards) Rules, 2015 (Ind AS prescribed under Section 133 of the Companies Act, 2013 and read with Rules framed thereunder and Regulation 33 of SEBI (Listing Obligations and Disclosure Requirements) Regulations, 2015, as amended from time to time.

c. The Company manufactures bearings and other related components and is of the view that it is a single business segment in accordance with Ind AS-108- 'Operating Segments' notified pursuant to Companies (Accounting Standards) Rules, 2015.

d. The Board of Directors have proposed a dividend of INR 14.5 per share on equity share of INR 10 each i.e. 145% subject to the approval of the members of the Company at the forthcoming Annual General Meeting. When approved by the members of the Company, this will involve payout of INR 716.9 million.

e. The figures of the last quarter ended March 31, 2025 are the balancing figures between audited figures in respect of the full financial year and unaudited published year to date figures upto the third quarter of the respective financial years and there are no material adjustments made in the results of the quarter ended March 31, 2025 which pertain to earlier periods.

f. The consolidated financial results includes financial results of a Wholly Owned Subsidiary and two associates of the Company for the quarter (unaudited) and year (audited) ended March 31, 2025.

g. The Board of Directors of the Company, its meeting held on 26 December 2024, basis the recommendation of Audit Committee and Independent Directors, approved scheme of arrangements of the Company, SKF India (Industrial) Limited ("SKF IIL") (a wholly owned subsidiary of the Company, which was incorporated on 17 December 2024) and their respective shareholders and creditors, providing for the demerger of the Company's Industrial Business to SKF IIL ("Proposed Transaction") in compliance with sections 230 to 232 and other applicable provisions of the Companies Act, 2013. Pursuant to this, the Company has received 'no adverse observations' and 'no objection' from BSE Limited and National Stock Exchange of India Limited, respectively. The Proposed Transaction is, inter alia, subject to receipt of requisite approvals from the statutory and regulatory authorities, including the approval from the shareholders and creditors of the Company, Hon'ble National Company Law Tribunal.

h. The figures for the previous year/periods have been regrouped/reclassified wherever necessary to confirm to current period's classification.

i. The Standalone and Consolidated Financial Results for the quarter (unaudited) and year (audited) ended March 31, 2025 are available on the BSE Limited website (URL: www.bseindia.com), the National Stock Exchange of India Limited website (URL: www.nseindia.com) and on the Company's website (URL: www.skf.com/in)

Date :- May 15, 2025
 Place :- Gothenburg

SKF India Limited
 Mukund Vasudevan
 Managing Director

Scan the QR code to view the results on BSE
 Scan the QR code to view the results on NSE
 Scan the QR code to view the outcome of board meeting
 Scan the QR code to view the financial results

CREDITACCESS GRAMEEN LIMITED					
Regd. & Corp. Office: No. 49, 46th Cross, 8th Block, Jayanagar, (Next to Rajalakshmi Kalyana Mantap) Bengaluru KA-560070 IN Website : www.creditaccessgrameen.in CIN: L51216KA1991PLC053425					
Audited Consolidated Financial Result for the quarter and Financial Year ended March 31, 2025					
Sl. No.	Particulars	Quarter ended		Year ended	
		March 31, 2025	March 31, 2024	March 31, 2025	March 31, 2024
		(Audited)	(Audited)	(Audited)	(Audited)
1	Total Income from Operations	1,407.71	1,459.10	5,756.14	5,172.65
2	Net Profit for the period before Tax, Exceptional and/or Extraordinary items	51.08	529.46	708.87	1,939.18
3	Net Profit for the period before Tax and after Exceptional and/or Extraordinary items	51.08	529.46	708.87	1,939.18
4	Net Profit for the period after Tax, Exceptional and/or Extraordinary items	47.21	397.08	531.40	1,445.93
5	Total Comprehensive Income for the period [Comprising Profit/ (Loss) for the period (after tax) and Other Comprehensive Income (after tax)]	34.59	387.57	504.21	1,431.24
6	Paid-up Equity Share Capital	159.72	159.38	159.72	159.38
7	Reserves excluding Revaluation Reserves	4,275.33	3,912.47	4,275.33	3,912.47
8	Securities Premium Account	2,520.92	2,498.13	2,520.92	2,498.13
9	Net worth	6,955.97	6,569.98	6,955.97	6,569.98
10	Outstanding Redeemable Preference Shares	Nil	Nil	Nil	Nil
11	Debt Equity Ratio	2.94	3.32	2.94	3.32
12	Paid-up Debt Capital/Outstanding Debt	20,445.77	21,841.01	20,445.77	21,841.01
13	Earnings Per Share (Face value ₹10 per share) (for continuing and discontinued operations) - not annualized				
	- Basic (₹)	2.96	24.93	33.32	90.88
	- Diluted (₹)	2.95	24.79	33.24	90.41
14	Capital Redemption Reserve	Nil	Nil	Nil	Nil
15	Debt Redemption Reserve	Nil	Nil	Nil	Nil
16	Debt Service Coverage Ratio	Not Applicable	Not Applicable	Not Applicable	Not Applicable
17	Interest Service Coverage Ratio	Not Applicable	Not Applicable	Not Applicable	Not Applicable

Notes:

- The above financial Results were reviewed by the Audit Committee and thereafter approved and taken on record by the Board of Directors at their respective meetings held on May 16, 2025. The joint Statutory Auditors have expressed an unmodified opinion on the both Standalone and Consolidated financial statements for the year.
- Standalone Total Income from operations: ₹ 1,407.71 Cr/- and ₹ 5,756.14 Cr/-; (b) Net (loss)/profit before tax: ₹ 51.08 Cr/- and ₹ 708.87 Cr/-; and (c) Net (loss)/profit after tax: ₹ 47.21 Cr/- and ₹ 531.40 Cr/- for the quarter and financial year period respectively.
- The above is an extract of the detailed format of Audited Financial Results filed with the Stock Exchanges under Regulation 33 and 52 of the SEBI (Listing Obligations and Disclosure Requirements) Regulations, 2015. The full format of the Audited Financial Results are available on the websites of National Stock Exchange of India at www.nseindia.com/corporates, BSE Limited at www.bseindia.com/corporates and on the Company's website at www.creditaccessgrameen.in
- For the other line items referred in regulation 52(4) of the amended Listing Regulations, pertinent disclosures have been made to the Stock Exchange(s) and can be accessed through the website link given in point no.3 above.

For and on behalf of the Board of CreditAccess Grameen Limited
Sd/-
Udaya Kumar Hebbar
Managing Director

Date: May 16, 2025
Place: Bengaluru

Scan this QR code to access complete financial Result for the quarter and financial year ended March 31, 2025

IOL Chemicals and Pharmaceuticals Limited											
EXTRACT OF STANDALONE & CONSOLIDATED AUDITED FINANCIAL RESULTS FOR THE QUARTER/YEAR ENDED 31 st MARCH 2025											
(₹ in Crore)											
Sr. No.	Particulars	Standalone					Consolidated				
		Quarter ended		Year ended			Quarter ended		Year ended		
		31.03.2025	31.12.2024	31.03.2024	31.03.2025	31.03.2024	31.03.2025	31.12.2024	31.03.2024	31.03.2025	31.03.2024
		(Refer Note 3)	(Unaudited)	(Audited)	(Audited)	(Audited)	(Refer Note 3)	(Unaudited)	(Audited)	(Audited)	(Audited)
1	Total Income from operations	532.30	527.37	511.44	2,101.61	2,162.86	532.31	527.37	511.44	2,101.62	2,162.86
2	Net Profit for the period (before tax, exceptional and/or extraordinary items)	44.90	27.82	37.77	137.89	182.64	44.70	27.80	37.20	137.96	181.65
3	Net Profit for the period before tax (after exceptional and/or extraordinary items)	44.90	27.82	37.77	137.89	182.64	44.70	27.80	37.20	137.96	181.65
4	Net Profit for the period after tax (after exceptional and/or extraordinary items)	31.62	20.55	28.19	101.00	135.42	31.42	20.53	27.62	101.07	134.43
5	Total Comprehensive income for the period [comprising profit/(loss) for the period (after tax) and other comprehensive income (after tax)]	31.64	20.44	28.50	99.56	134.13	31.44	20.42	27.93	99.63	133.14
6	Equity share capital	58.71	58.71	58.71	58.71	58.71	58.71	58.71	58.71	58.71	58.71
7	Other equity (Reserves excluding revaluation reserve)	1,628.70	1,620.54	1,552.62	1,628.70	1,552.62	1,628.95	1,620.99	1,552.80	1,628.95	1,552.80
8	Earning per equity share of ₹2/- each (for continuing and discontinued operations) (not annualised except for the year ended 31-Mar-2024 and 31-Mar-2025)										
	Basic and Diluted ₹	1.08	0.70	0.96	3.44	4.61	1.07	0.70	0.94	3.44	4.58

NOTES:

- The above is an extract of the detailed format of audited financial results for the quarter and year ended 31st March 2025 filed with the Stock Exchanges under Regulation 33 of the SEBI (Listing Obligations and Disclosure Requirements) Regulations, 2015. The full format of these financial results is available on the Stock Exchange websites i.e. www.bseindia.com & www.nseindia.com and on the Company's website www.iolcp.com.
- The above results have been reviewed by the Audit Committee and subsequently approved by the Board of Directors in their respective meetings held on 16th May 2025.
- The figures for the quarter ended 31st March 2025, as reported in the standalone and consolidated financial results, are the balancing figures between the audited figures for the year ended 31st March 2025 and the published year to date figures for 31st December 2024, which were subjected to limited review by the statutory auditors. The financial results can be accessed by scanning the QR Code:

For IOL Chemicals and Pharmaceuticals Limited
Sd/-
Vikas Gupta
Joint Managing Director
DIN: 07198109

Place: Ludhiana
Date: 16th May 2025

Regd Office: Village & Post Office Handiaya, Fatehgarh Channa Road, Barnala-148107, Punjab
Corporate Office: 85, Industrial Area 'A', Ludhiana-141003 (Punjab)
CIN: L24116PB1986PLC007030, Tel: +91-161-2225531-35, E-mail: contact@iolcp.com, www.iolcp.com



SKF India Limited

CIN: L29130PN1961PLC213113
Registered Address: Chinchwad, Pune 411033 Maharashtra, India
Tel. No. : 91 - 20 66112500 | E-mail: investorIndia@SKF.com | Website : www.skf.com/in
FY24-25: Quarter - January to March 2025

Revenue -3.4% QoQ	Revenue 0.8% YoY	PBT Growth 87.4% QoQ	PBT Growth 20.0% YoY
-------------------------	------------------------	----------------------------	----------------------------

STATEMENT OF UNAUDITED CONSOLIDATED FINANCIAL RESULTS FOR THE QUARTER ENDED MARCH 31, 2025

Particulars	Rs in Millions				
	Quarter Ended March 31, 2025 (Unaudited)	Quarter Ended December 31, 2024 (Unaudited)	Quarter Ended March 31, 2024 (Unaudited)	Year Ended March 31, 2025 (Audited)	Year Ended March 31, 2024 (Audited)
Revenue from Operations	12,133.7	12,561.0	12,034.0	49,199.2	45,701.3
Net Profit / (Loss) for the Period (Before Tax, Exceptional and/or Extraordinary items) # ^	2,756.5	1,470.6	2,296.1	7,632.0	7,358.2
Net Profit / (Loss) for the Period Before Tax (After Exceptional and/or Extraordinary items) # ^	2,756.5	1,470.6	2,296.1	7,632.0	7,358.2
Net Profit / (Loss) for the Period After Tax (After Exceptional and/or Extraordinary items) #	2,032.8	1,095.0	1,752.3	5,659.1	5,518.0
Total Comprehensive Income for the Period [Comprehensive Profit / (Loss) for the Period (After tax) and Other Comprehensive Income (After tax)]	1,931.7	1,059.1	1,695.4	5,579.0	5,391.2
Equity Share Capital	494.4	494.4	494.4	494.4	494.4
Reserves (Excluding Revaluation Reserve as Shown in the Audited Balance Sheet of Previous Year)	-	-	-	25,485.3	26,333.1
Earnings Per Share (of Rs.10/- each) (for Continuing and Discontinued Operations)					
1. Basic: (Not to be Annualised)	41.1	22.1	35.4	114.5	111.6
2. Diluted: (Not to be Annualised)	41.1	22.1	35.4	114.5	111.6

No exceptional and/or extra ordinary items in the above results
^ Includes share of profit/ (loss) of associates

KEY NUMBERS OF UNAUDITED STANDALONE FINANCIAL RESULTS FOR THE QUARTER ENDED MARCH 31, 2025

Particulars	Rs in Millions				
	Quarter Ended March 31, 2025 (Unaudited)	Quarter Ended December 31, 2024 (Unaudited)	Quarter Ended March 31, 2024 (Unaudited)	Year Ended March 31, 2025 (Audited)	Year Ended March 31, 2024 (Audited)
Revenue from Operations	12,133.7	12,561.0	12,034.0	49,199.2	45,701.3
Net Profit / (Loss) for the Period Before Tax	2,751.4	1,472.1	2,291.9	7,631.0	7,357.9
Net Profit / (Loss) for the Period After Tax	2,027.7	1,096.5	1,748.1	5,658.1	5,517.7
Total Comprehensive Income for the Period [Comprehensive Profit / (Loss) for the Period (After tax) and Other Comprehensive Income (After tax)]	1,926.6	1,060.6	1,691.2	5,578.0	5,390.9

a. The Standalone and Consolidated Financial Results have been reviewed and recommended by the Audit Committee and approved by the Board of Directors at their Meeting held on May 15, 2025. The above financial results for the quarter (unaudited) and year (audited) ended March 31, 2025 have been reviewed by the statutory auditors of the Company.

b. The above financial results have been prepared in accordance with the Companies (Indian Accounting Standards) Rules, 2015 (Ind AS prescribed under Section 133 of the Companies Act, 2013 and read with Rules framed thereunder and Regulation 33 of SEBI (Listing Obligations and Disclosure Requirements) Regulations, 2015, as amended from time to time.

c. The Company manufactures bearings and other related components and is of the view that it is a single business segment in accordance with Ind AS-108- 'Operating Segments' notified pursuant to Companies (Accounting Standards) Rules, 2015.

d. The Board of Directors have proposed a dividend of INR 14.5 per share on equity share of INR 10 each i.e. 145% subject to the approval of the members of the Company at the forthcoming Annual General Meeting. When approved by the members of the Company, this will involve payout of INR 716.9 million.

e. The figures of the last quarter ended March 31, 2025 are the balancing figures between audited figures in respect of the full financial year and unaudited published year to date figures upto the third quarter of the respective financial years and there are no material adjustments made in the results of the quarter ended March 31, 2025 which pertain to earlier periods.

f. The consolidated financial results includes financial results of a Wholly Owned Subsidiary and two associates of the Company for the quarter (unaudited) and year (audited) ended March 31, 2025.


g. The Board of Directors of the Company, its meeting held on 26 December 2024, basis the recommendation of Audit Committee and Independent Directors, approved scheme of arrangements of the Company, SKF India (Industrial) Limited ("SKF IIL") (a wholly owned subsidiary of the Company, which was incorporated on 17 December 2024) and their respective shareholders and creditors, providing for the demerger of the Company's Industrial Business to SKF IIL ("Proposed Transaction") in compliance with sections 230 to 232 and other applicable provisions of the Companies Act, 2013. Pursuant to this, the Company has received 'no adverse observations' and 'no objection' from BSE Limited and National Stock Exchange of India Limited, respectively. The Proposed Transaction is, inter alia, subject to receipt of requisite approvals from the statutory and regulatory authorities, including the approval from the shareholders and creditors of the Company, Hon'ble National Company Law Tribunal.

h. The figures for the previous year/periods have been regrouped/reclassified wherever necessary to confirm to current period's classification.

i. The Standalone and Consolidated Financial Results for the quarter (unaudited) and year (audited) ended March 31, 2025 are available on the BSE Limited website (URL: www.bseindia.com), the National Stock Exchange of India Limited website (URL: www.nseindia.com) and on the Company's website (URL: www.skf.com/in)

SKF India Limited
Mukund Vasudevan
Managing Director

Date :- May 15, 2025
Place :- Gothenburg





CREDITACCESS GRAMEEN LIMITED
 Regd. & Corp. Office: No. 49, 46th Cross, 8th Block, Jayanagar,
 (Next to Rajalakshmi Kalyana Mantap) Bengaluru KA-560070 IN
 Website : www.creditaccessgrameen.in
 CIN: L51216KA1991PLC053425

Audited Consolidated Financial Result for the quarter and Financial Year ended March 31, 2025

Sl. No.	Particulars	Quarter ended		Year ended	
		March 31, 2025	March 31, 2024	March 31, 2025	March 31, 2024
		(Audited)	(Audited)	(Audited)	(Audited)
1	Total Income from Operations	1,407.71	1,459.10	5,756.14	5,172.65
2	Net Profit for the period before Tax, Exceptional and/or Extraordinary items	51.08	529.46	708.87	1,939.18
3	Net Profit for the period before Tax and after Exceptional and/or Extraordinary items	51.08	529.46	708.87	1,939.18
4	Net Profit for the period after Tax, Exceptional and/or Extraordinary items	47.21	397.08	531.40	1,445.93
5	Total Comprehensive Income for the period (Comprising Profit/ (Loss) for the period (after tax) and Other Comprehensive Income (after tax))	34.59	387.57	504.21	1,431.24
6	Paid-up Equity Share Capital	159.72	159.38	159.72	159.38
7	Reserves excluding Revaluation Reserves	4,275.33	3,912.47	4,275.33	3,912.47
8	Securities Premium Account	2,520.92	2,498.13	2,520.92	2,498.13
9	Net worth	6,955.97	6,569.98	6,955.97	6,569.98
10	Outstanding Redeemable Preference Shares	Nil	Nil	Nil	Nil
11	Debt Equity Ratio	2.94	3.32	2.94	3.32
12	Paid-up Debt Capital/Outstanding Debt	20,445.77	21,841.01	20,445.77	21,841.01
13	Earnings Per Share (Face value ₹10 per share) (for continuing and discontinued operations) - not annualized				
	- Basic (₹)	2.96	24.93	33.32	90.88
	- Diluted (₹)	2.95	24.79	33.24	90.41
14	Capital Redemption Reserve	Nil	Nil	Nil	Nil
15	Debenture Redemption Reserve	Nil	Nil	Nil	Nil
16	Debt Service Coverage Ratio	Not Applicable	Not Applicable	Not Applicable	Not Applicable
17	Interest Service Coverage Ratio	Not Applicable	Not Applicable	Not Applicable	Not Applicable

Notes:

- The above financial Results were reviewed by the Audit Committee and thereafter approved and taken on record by the Board of Directors at their respective meetings held on May 16, 2025. The joint Statutory Auditors have expressed an unmodified opinion on the both Standalone and Consolidated financial statements for the year.
- Standalone Total Income from operations: ₹ 1,407.71 Cr/- and ₹ 5,756.14 Cr/-; (b) Net (loss)/profit before tax: ₹ 51.08 Cr/- and ₹ 708.87 Cr/-; and (c) Net (loss)/profit after tax: ₹ 47.21 Cr/- and ₹ 531.40 Cr/- for the quarter and financial year period respectively.
- The above is an extract of the detailed format of Audited Financial Results filed with the Stock Exchanges under Regulation 33 and 52 of the SEBI (Listing Obligations and Disclosure Requirements) Regulations, 2015. The full format of the Audited Financial Results are available on the websites of National Stock Exchange of India at www.nseindia.com/corporates, BSE Limited at www.bseindia.com/corporates and on the Company's website at www.creditaccessgrameen.in
- For the other line items referred in regulation 52(4) of the amended Listing Regulations, pertinent disclosures have been made to the Stock Exchange(s) and can be accessed through the website link given in point no.3 above.

For and on behalf of the Board of CreditAccess Grameen Limited
 Sd/-
Udaya Kumar Hebbar
 Managing Director

Date: May 16, 2025
 Place: Bengaluru



Scan this QR code to access complete financial Result for the quarter and financial year ended March 31, 2025



IOL Chemicals and Pharmaceuticals Limited

EXTRACT OF STANDALONE & CONSOLIDATED AUDITED FINANCIAL RESULTS FOR THE QUARTER/YEAR ENDED 31st MARCH 2025

Sr. No.	Particulars	Standalone					Consolidated				
		Quarter ended		Year ended			Quarter ended		Year ended		
		31.03.2025	31.12.2024	31.03.2024	31.03.2025	31.03.2024	31.03.2025	31.12.2024	31.03.2024	31.03.2025	31.03.2024
		(Refer Note 3)	(Unaudited)	(Audited)	(Audited)	(Audited)	(Refer Note 3)	(Unaudited)	(Audited)	(Audited)	(Audited)
1	Total Income from operations	532.30	527.37	511.44	2,101.61	2,162.86	532.31	527.37	511.44	2,101.62	2,162.86
2	Net Profit for the period (before tax, exceptional and/or extraordinary items)	44.90	27.82	37.77	137.89	182.64	44.70	27.80	37.20	137.96	181.65
3	Net Profit for the period before tax (after exceptional and/or extraordinary items)	44.90	27.82	37.77	137.89	182.64	44.70	27.80	37.20	137.96	181.65
4	Net Profit for the period after tax (after exceptional and/or extraordinary items)	31.62	20.55	28.19	101.00	135.42	31.42	20.53	27.62	101.07	134.43
5	Total Comprehensive income for the period [comprising profit/(loss) for the period (after tax) and other comprehensive income (after tax)]	31.64	20.44	28.50	99.56	134.13	31.44	20.42	27.93	99.63	133.14
6	Equity share capital	58.71	58.71	58.71	58.71	58.71	58.71	58.71	58.71	58.71	58.71
7	Other equity (Reserves excluding revaluation reserve)	1,628.70	1,620.54	1,552.62	1,628.70	1,552.62	1,628.95	1,620.99	1,552.80	1,628.95	1,552.80
8	Earning per equity share of ₹2/- each (for continuing and discontinued operations) (not annualised except for the year ended 31-Mar-2024 and 31-Mar-2025)										
	Basic and Diluted ₹	1.08	0.70	0.96	3.44	4.61	1.07	0.70	0.94	3.44	4.58

NOTES:

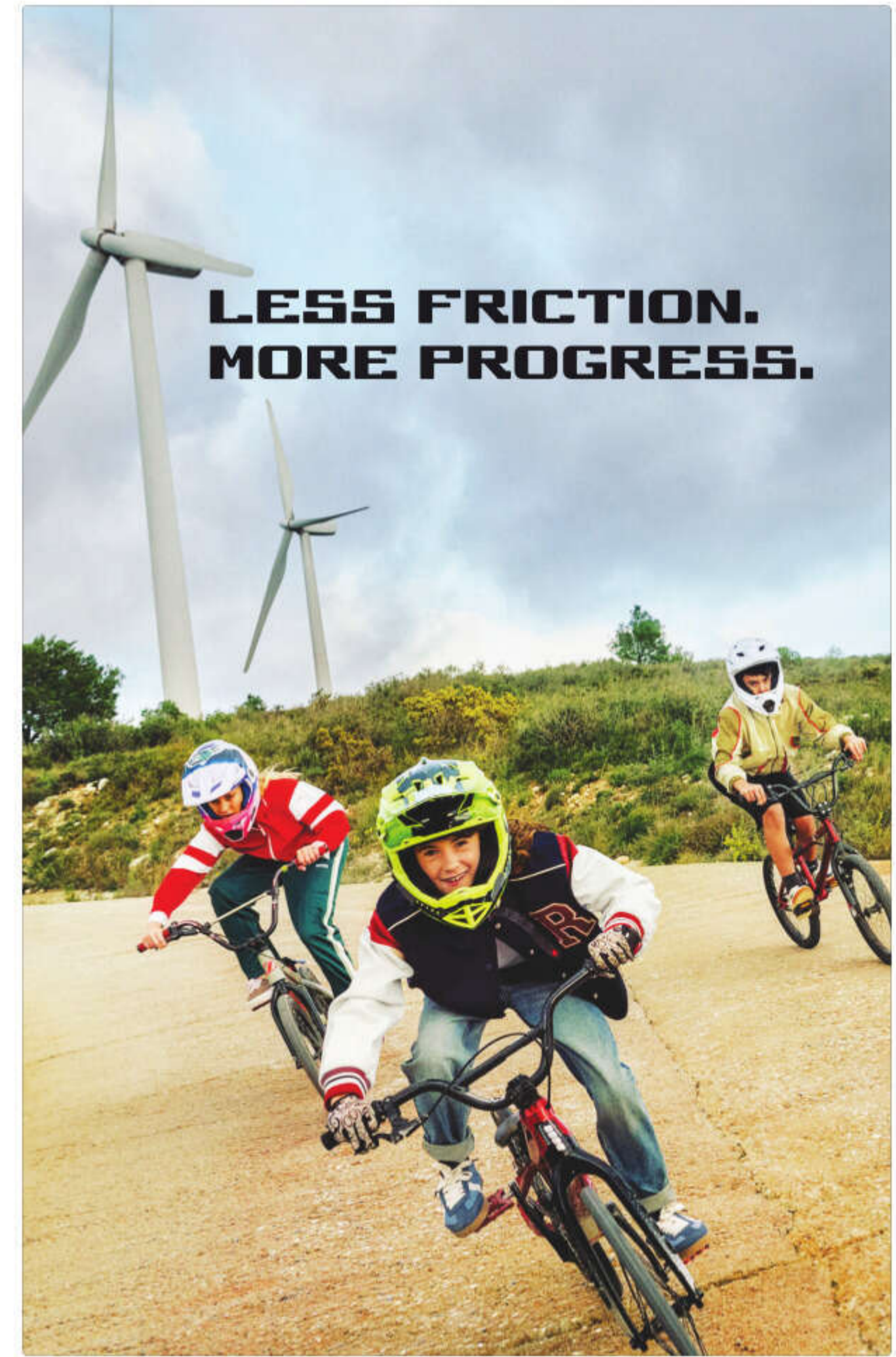
- The above is an extract of the detailed format of audited financial results for the quarter and year ended 31st March 2025 filed with the Stock Exchanges under Regulation 33 of the SEBI (Listing Obligations and Disclosure Requirements) Regulations, 2015. The full format of these financial results is available on the Stock Exchange websites i.e. www.bseindia.com & www.nseindia.com and on the Company's website www.iolcp.com.
- The above results have been reviewed by the Audit Committee and subsequently approved by the Board of Directors in their respective meetings held on 16th May 2025.
- The figures for the quarter ended 31st March 2025, as reported in the standalone and consolidated financial results, are the balancing figures between the audited figures for the year ended 31st March 2025 and the published year to date figures for 31st December 2024, which were subjected to limited review by the statutory auditors. The financial results can be accessed by scanning the QR Code:



For IOL Chemicals and Pharmaceuticals Limited
 Sd/-
Vikas Gupta
 Joint Managing Director
 DIN: 07198109

Place: Ludhiana
 Date: 16th May 2025

Regd Office: Village & Post Office Handiaya, Fatehgarh Channa Road, Barnala-148107, Punjab
 Corporate Office: 85, Industrial Area 'A', Ludhiana-141003 (Punjab)
 CIN: L24116PB1986PLC007030, Tel: +91-161-2225531-35, E-mail: contact@iolcp.com, www.iolcp.com



SKF India Limited

CIN: L29130PN1961PLC213113
 Registered Address: Chinchwad, Pune 411033 Maharashtra, India
 Tel. No. : 91 - 20 66112500 | E-mail: investorIndia@SKF.com | Website : www.skf.com/in

FY24-25: Quarter - January to March 2025

Revenue -3.4% QoQ	Revenue 0.8% YoY	PBT Growth 87.4% QoQ	PBT Growth 20.0% YoY
-------------------	------------------	----------------------	----------------------

STATEMENT OF UNAUDITED CONSOLIDATED FINANCIAL RESULTS FOR THE QUARTER ENDED MARCH 31, 2025

Particulars	Rs in Millions				
	Quarter Ended March 31, 2025 (Unaudited)	Quarter Ended December 31, 2024 (Unaudited)	Quarter Ended March 31, 2024 (Unaudited)	Year Ended March 31, 2025 (Audited)	Year Ended March 31, 2024 (Audited)
Revenue from Operations	12,133.7	12,561.0	12,034.0	49,199.2	45,701.3
Net Profit / (Loss) for the Period (Before Tax, Exceptional and/or Extraordinary items) # ^	2,756.5	1,470.6	2,296.1	7,632.0	7,358.2
Net Profit / (Loss) for the Period Before Tax (After Exceptional and/or Extraordinary items) # ^	2,756.5	1,470.6	2,296.1	7,632.0	7,358.2
Net Profit / (Loss) for the Period After Tax (After Exceptional and/or Extraordinary items) #	2,032.8	1,095.0	1,752.3	5,659.1	5,518.0
Total Comprehensive Income for the Period [Comprehensive Profit / (Loss) for the Period (After tax) and Other Comprehensive Income (After tax)]	1,931.7	1,059.1	1,695.4	5,579.0	5,391.2
Equity Share Capital	494.4	494.4	494.4	494.4	494.4
Reserves (Excluding Revaluation Reserve as Shown in the Audited Balance Sheet of Previous Year)	-	-	-	25,485.3	26,333.1
Earnings Per Share (of Rs.10/- each) (for Continuing and Discontinued Operations)					
1. Basic: (Not to be Annualised)	41.1	22.1	35.4	114.5	111.6
2. Diluted: (Not to be Annualised)	41.1	22.1	35.4	114.5	111.6

No exceptional and/or extra ordinary items in the above results
 ^ Includes share of profit/ (loss) of associates

KEY NUMBERS OF UNAUDITED STANDALONE FINANCIAL RESULTS FOR THE QUARTER ENDED MARCH 31, 2025

Particulars	Rs in Millions				
	Quarter Ended March 31, 2025 (Unaudited)	Quarter Ended December 31, 2024 (Unaudited)	Quarter Ended March 31, 2024 (Unaudited)	Year Ended March 31, 2025 (Audited)	Year Ended March 31, 2024 (Audited)
Revenue from Operations	12,133.7	12,561.0	12,034.0	49,199.2	45,701.3
Net Profit / (Loss) for the Period Before Tax	2,751.4	1,472.1	2,291.9	7,631.0	7,357.9
Net Profit / (Loss) for the Period After Tax	2,027.7	1,096.5	1,748.1	5,658.1	5,517.7
Total Comprehensive Income for the Period [Comprehensive Profit / (Loss) for the Period (After tax) and Other Comprehensive Income (After tax)]	1,926.6	1,060.6	1,691.2	5,578.0	5,390.9

a. The Standalone and Consolidated Financial Results have been reviewed and recommended by the Audit Committee and approved by the Board of Directors at their Meeting held on May 15, 2025. The above financial results for the quarter (unaudited) and year (audited) ended March 31, 2025 have been reviewed by the statutory auditors of the Company.

b. The above financial results have been prepared in accordance with the Companies (Indian Accounting Standards) Rules, 2015 (Ind AS prescribed under Section 133 of the Companies Act, 2013 and read with Rules framed thereunder and Regulation 33 of SEBI (Listing Obligations and Disclosure Requirements) Regulations, 2015, as amended from time to time.

c. The Company manufactures bearings and other related components and is of the view that it is a single business segment in accordance with Ind AS-108- 'Operating Segments' notified pursuant to Companies (Accounting Standards) Rules, 2015.

d. The Board of Directors have proposed a dividend of INR 14.5 per share on equity share of INR 10 each i.e. 145% subject to the approval of the members of the Company at the forthcoming Annual General Meeting. When approved by the members of the Company, this will involve payout of INR 716.9 million.

e. The figures of the last quarter ended March 31, 2025 are the balancing figures between audited figures in respect of the full financial year and unaudited published year to date figures upto the third quarter of the respective financial years and there are no material adjustments made in the results of the quarter ended March 31, 2025 which pertain to earlier periods.

f. The consolidated financial results includes financial results of a Wholly Owned Subsidiary and two associates of the Company for the quarter (unaudited) and year (audited) ended March 31, 2025.


g. The Board of Directors of the Company, its meeting held on 26 December 2024, basis the recommendation of Audit Committee and Independent Directors, approved scheme of arrangements of the Company, SKF India (Industrial) Limited ("SKF IIL") (a wholly owned subsidiary of the Company, which was incorporated on 17 December 2024) and their respective shareholders and creditors, providing for the demerger of the Company's Industrial Business to SKF IIL ("Proposed Transaction") in compliance with sections 230 to 232 and other applicable provisions of the Companies Act, 2013. Pursuant to this, the Company has received 'no adverse observations' and 'no objection' from BSE Limited and National Stock Exchange of India Limited, respectively. The Proposed Transaction is, inter alia, subject to receipt of requisite approvals from the statutory and regulatory authorities, including the approval from the shareholders and creditors of the Company, Hon'ble National Company Law Tribunal.

h. The figures for the previous year/periods have been regrouped/reclassified wherever necessary to confirm to current period's classification.

i. The Standalone and Consolidated Financial Results for the quarter (unaudited) and year (audited) ended March 31, 2025 are available on the BSE Limited website (URL: www.bseindia.com), the National Stock Exchange of India Limited website (URL: www.nseindia.com) and on the Company's website (URL: www.skf.com/in)

Date :- May 15, 2025
 Place :- Gothenburg

SKF India Limited
 Mukund Vasudevan
 Managing Director



Scan the QR code to view the results on BSE
 Scan the QR code to view the results on NSE
 Scan the QR code to view the outcome of board meeting
 Scan the QR code to view the financial results



CREDITACCESS GRAMEEN LIMITED
 Regd. & Corp. Office: No. 49, 46th Cross, 8th Block, Jayanagar,
 (Next to Rajalakshmi Kalyana Mantap) Bengaluru KA-560070 IN
 Website : www.creditaccessgrameen.in
 CIN: L51216KA1991PLC053425

Audited Consolidated Financial Result for the quarter and Financial Year ended March 31, 2025

Sl. No.	Particulars	Quarter ended		Year ended	
		March 31, 2025	March 31, 2024	March 31, 2025	March 31, 2024
		(Audited)	(Audited)	(Audited)	(Audited)
1	Total Income from Operations	1,407.71	1,459.10	5,756.14	5,172.65
2	Net Profit for the period before Tax, Exceptional and/or Extraordinary items	51.08	529.46	708.87	1,939.18
3	Net Profit for the period before Tax and after Exceptional and/or Extraordinary items	51.08	529.46	708.87	1,939.18
4	Net Profit for the period after Tax, Exceptional and/or Extraordinary items	47.21	397.08	531.40	1,445.93
5	Total Comprehensive Income for the period [Comprising Profit/ (Loss) for the period (after tax) and Other Comprehensive Income (after tax)]	34.59	387.57	504.21	1,431.24
6	Paid-up Equity Share Capital	159.72	159.38	159.72	159.38
7	Reserves excluding Revaluation Reserves	4,275.33	3,912.47	4,275.33	3,912.47
8	Securities Premium Account	2,520.92	2,498.13	2,520.92	2,498.13
9	Net worth	6,955.97	6,569.98	6,955.97	6,569.98
10	Outstanding Redeemable Preference Shares	Nil	Nil	Nil	Nil
11	Debt Equity Ratio	2.94	3.32	2.94	3.32
12	Paid-up Debt Capital/Outstanding Debt	20,445.77	21,841.01	20,445.77	21,841.01
13	Earnings Per Share (Face value ₹10 per share) (for continuing and discontinued operations) - not annualized				
	- Basic (₹)	2.96	24.93	33.32	90.88
	- Diluted (₹)	2.95	24.79	33.24	90.41
14	Capital Redemption Reserve	Nil	Nil	Nil	Nil
15	Debenture Redemption Reserve	Nil	Nil	Nil	Nil
16	Debt Service Coverage Ratio	Not Applicable	Not Applicable	Not Applicable	Not Applicable
17	Interest Service Coverage Ratio	Not Applicable	Not Applicable	Not Applicable	Not Applicable

Notes:
 1. The above financial Results were reviewed by the Audit Committee and thereafter approved and taken on record by the Board of Directors at their respective meetings held on May 16, 2025. The joint Statutory Auditors have expressed an unmodified opinion on the both Standalone and Consolidated financial statements for the year.
 2. Standalone Total Income from operations: ₹ 1,407.71 Cr/- and ₹ 5,756.14 Cr/-; (b) Net (loss)/profit before tax: ₹ 51.08 Cr/- and ₹ 708.87 Cr/-; and (c) Net (loss)/profit after tax: ₹ 47.21 Cr/- and ₹ 531.40 Cr/- for the quarter and financial year period respectively.
 3. The above is an extract of the detailed format of Audited Financial Results filed with the Stock Exchanges under Regulation 33 and 52 of the SEBI (Listing Obligations and Disclosure Requirements) Regulations, 2015. The full format of the Audited Financial Results are available on the websites of National Stock Exchange of India at www.nseindia.com/corporates, BSE Limited at www.bseindia.com/corporates and on the Company's website at www.creditaccessgrameen.in
 4. For the other line items referred in regulation 52(4) of the amended Listing Regulations, pertinent disclosures have been made to the Stock Exchange(s) and can be accessed through the website link given in point no.3 above.



For and on behalf of the Board of CreditAccess Grameen Limited
 Sd/-
 Udaya Kumar Hebbbar
 Managing Director

Date: May 16, 2025
 Place: Bengaluru

Scan this QR code to access complete financial Result for the quarter and financial year ended March 31, 2025



IOL Chemicals and Pharmaceuticals Limited

EXTRACT OF STANDALONE & CONSOLIDATED AUDITED FINANCIAL RESULTS FOR THE QUARTER/YEAR ENDED 31st MARCH 2025

Sr. No.	Particulars	Standalone					Consolidated				
		Quarter ended		Year ended			Quarter ended		Year ended		
		31.03.2025	31.12.2024	31.03.2024	31.03.2025	31.03.2024	31.03.2025	31.12.2024	31.03.2024	31.03.2025	31.03.2024
		(Refer Note 3)	(Unaudited)	(Audited)	(Audited)	(Audited)	(Refer Note 3)	(Unaudited)	(Audited)	(Audited)	(Audited)
1	Total Income from operations	532.30	527.37	511.44	2,101.61	2,162.86	532.31	527.37	511.44	2,101.62	2,162.86
2	Net Profit for the period (before tax, exceptional and/or extraordinary items)	44.90	27.82	37.77	137.89	182.64	44.70	27.80	37.20	137.96	181.65
3	Net Profit for the period before tax (after exceptional and/or extraordinary items)	44.90	27.82	37.77	137.89	182.64	44.70	27.80	37.20	137.96	181.65
4	Net Profit for the period after tax (after exceptional and/or extraordinary items)	31.62	20.55	28.19	101.00	135.42	31.42	20.53	27.62	101.07	134.43
5	Total Comprehensive income for the period [comprising profit/(loss) for the period (after tax) and other comprehensive income (after tax)]	31.64	20.44	28.50	99.56	134.13	31.44	20.42	27.93	99.63	133.14
6	Equity share capital	58.71	58.71	58.71	58.71	58.71	58.71	58.71	58.71	58.71	58.71
7	Other equity (Reserves excluding revaluation reserve)	1,628.70	1,620.54	1,552.62	1,628.70	1,552.62	1,628.95	1,620.99	1,552.80	1,628.95	1,552.80
8	Earning per equity share of ₹2/- each (for continuing and discontinued operations) (not annualised except for the year ended 31-Mar-2024 and 31-Mar-2025)										
	Basic and Diluted ₹	1.08	0.70	0.96	3.44	4.61	1.07	0.70	0.94	3.44	4.58

NOTES:
 1. The above is an extract of the detailed format of audited financial results for the quarter and year ended 31st March 2025 filed with the Stock Exchanges under Regulation 33 of the SEBI (Listing Obligations and Disclosure Requirements) Regulations, 2015. The full format of these financial results is available on the Stock Exchange websites i.e. www.bseindia.com & www.nseindia.com and on the Company's website www.iolcp.com.
 2. The above results have been reviewed by the Audit Committee and subsequently approved by the Board of Directors in their respective meetings held on 16th May 2025.
 3. The figures for the quarter ended 31st March 2025, as reported in the standalone and consolidated financial results, are the balancing figures between the audited figures for the year ended 31st March 2025 and the published year to date figures for 31st December 2024, which were subjected to limited review by the statutory auditors. The financial results can be accessed by scanning the QR Code:



For IOL Chemicals and Pharmaceuticals Limited
 Sd/-
 Vikas Gupta
 Joint Managing Director
 DIN: 07198109

Place: Ludhiana
 Date: 16th May 2025

Regd Office: Village & Post Office Handiaya, Fatehgarh Channa Road, Barnala-148107, Punjab
 Corporate Office: 85, Industrial Area 'A', Ludhiana-141003 (Punjab)
 CIN: L24116PB1986PLC007030, Tel: +91-161-2225531-35, E-mail: contact@iolcp.com, www.iolcp.com



SKF India Limited

CIN: L29130PN1961PLC213113
 Registered Address: Chinchwad, Pune 411033 Maharashtra, India
 Tel. No. : 91 - 20 66112500 | E-mail: investorIndia@SKF.com | Website : www.skf.com/in
 FY24-25: Quarter - January to March 2025

Revenue -3.4% QoQ	Revenue 0.8% YoY	PBT Growth 87.4% QoQ	PBT Growth 20.0% YoY
-------------------	------------------	----------------------	----------------------

STATEMENT OF UNAUDITED CONSOLIDATED FINANCIAL RESULTS FOR THE QUARTER ENDED MARCH 31, 2025

Particulars	Rs in Millions				
	Quarter Ended March 31, 2025 (Unaudited)	Quarter Ended December 31, 2024 (Unaudited)	Quarter Ended March 31, 2024 (Unaudited)	Year Ended March 31, 2025 (Audited)	Year Ended March 31, 2024 (Audited)
Revenue from Operations	12,133.7	12,561.0	12,034.0	49,199.2	45,701.3
Net Profit / (Loss) for the Period (Before Tax, Exceptional and/or Extraordinary items) # ^	2,756.5	1,470.6	2,296.1	7,632.0	7,358.2
Net Profit / (Loss) for the Period Before Tax (After Exceptional and/or Extraordinary items) # ^	2,756.5	1,470.6	2,296.1	7,632.0	7,358.2
Net Profit / (Loss) for the Period After Tax (After Exceptional and/or Extraordinary items) #	2,032.8	1,095.0	1,752.3	5,659.1	5,518.0
Total Comprehensive Income for the Period [Comprehensive Profit / (Loss) for the Period (After tax) and Other Comprehensive Income (After tax)]	1,931.7	1,059.1	1,695.4	5,579.0	5,391.2
Equity Share Capital	494.4	494.4	494.4	494.4	494.4
Reserves (Excluding Revaluation Reserve as Shown in the Audited Balance Sheet of Previous Year)	-	-	-	25,485.3	26,333.1
Earnings Per Share (of Rs.10/- each) (for Continuing and Discontinued Operations)					
1. Basic: (Not to be Annualised)	41.1	22.1	35.4	114.5	111.6
2. Diluted: (Not to be Annualised)	41.1	22.1	35.4	114.5	111.6

No exceptional and/or extra ordinary items in the above results
 ^ Includes share of profit/ (loss) of associates


KEY NUMBERS OF UNAUDITED STANDALONE FINANCIAL RESULTS FOR THE QUARTER ENDED MARCH 31, 2025

Particulars	Rs in Millions				
	Quarter Ended March 31, 2025 (Unaudited)	Quarter Ended December 31, 2024 (Unaudited)	Quarter Ended March 31, 2024 (Unaudited)	Year Ended March 31, 2025 (Audited)	Year Ended March 31, 2024 (Audited)
Revenue from Operations	12,133.7	12,561.0	12,034.0	49,199.2	45,701.3
Net Profit / (Loss) for the Period Before Tax	2,751.4	1,472.1	2,291.9	7,631.0	7,357.9
Net Profit / (Loss) for the Period After Tax	2,027.7	1,096.5	1,748.1	5,658.1	5,517.7
Total Comprehensive Income for the Period [Comprehensive Profit / (Loss) for the Period (After tax) and Other Comprehensive Income (After tax)]	1,926.6	1,060.6	1,691.2	5,578.0	5,390.9

a. The Standalone and Consolidated Financial Results have been reviewed and recommended by the Audit Committee and approved by the Board of Directors at their Meeting held on May 15, 2025. The above financial results for the quarter (unaudited) and year (audited) ended March 31, 2025 have been reviewed by the statutory auditors of the Company.
 b. The above financial results have been prepared in accordance with the Companies (Indian Accounting Standards) Rules, 2015 (Ind AS prescribed under Section 133 of the Companies Act, 2013 and read with Rules framed thereunder and Regulation 33 of SEBI (Listing Obligations and Disclosure Requirements) Regulations, 2015, as amended from time to time.
 c. The Company manufactures bearings and other related components and is of the view that it is a single business segment in accordance with Ind AS-108- 'Operating Segments' notified pursuant to Companies (Accounting Standards) Rules, 2015.
 d. The Board of Directors have proposed a dividend of INR 14.5 per share on equity share of INR 10 each i.e. 145% subject to the approval of the members of the Company at the forthcoming Annual General Meeting. When approved by the members of the Company, this will involve payout of INR 716.9 million.
 e. The figures of the last quarter ended March 31, 2025 are the balancing figures between audited figures in respect of the full financial year and unaudited published year to date figures upto the third quarter of the respective financial years and there are no material adjustments made in the results of the quarter ended March 31, 2025 which pertain to earlier periods.
 f. The consolidated financial results includes financial results of a Wholly Owned Subsidiary and two associates of the Company for the quarter (unaudited) and year (audited) ended March 31, 2025.
 g. The Board of Directors of the Company, its meeting held on 26 December 2024, basis the recommendation of Audit Committee and Independent Directors, approved scheme of arrangements of the Company, SKF India (Industrial) Limited ("SKF IIL") (a wholly owned subsidiary of the Company, which was incorporated on 17 December 2024) and their respective shareholders and creditors, providing for the demerger of the Company's Industrial Business to SKF IIL ("Proposed Transaction") in compliance with sections 230 to 232 and other applicable provisions of the Companies Act, 2013. Pursuant to this, the Company has received 'no adverse observations' and 'no objection' from BSE Limited and National Stock Exchange of India Limited, respectively. The Proposed Transaction is, inter alia, subject to receipt of requisite approvals from the statutory and regulatory authorities, including the approval from the shareholders and creditors of the Company, Hon'ble National Company Law Tribunal.
 h. The figures for the previous year/periods have been regrouped/reclassified wherever necessary to confirm to current period's classification.
 i. The Standalone and Consolidated Financial Results for the quarter (unaudited) and year (audited) ended March 31, 2025 are available on the BSE Limited website (URL: www.bseindia.com), the National Stock Exchange of India Limited website (URL: www.nseindia.com) and on the Company's website (URL: www.skf.com/in)

Date :- May 15, 2025
 Place :- Gothenburg

SKF India Limited
 Mukund Vasudevan
 Managing Director



Scan the QR code to view the results on BSE
 Scan the QR code to view the results on NSE
 Scan the QR code to view the outcome of board meeting
 Scan the QR code to view the financial results

CreditAccess Grameen Limited
 Regd. & Corp. Office: No. 49, 46th Cross, 8th Block, Jayanagar,
 (Next to Rajalakshmi Kalyana Mantap) Bengaluru KA-560070 IN
 Website : www.creditaccessgrameen.in
 CIN: L51216KA1991PLC053425

Audited Consolidated Financial Result for the quarter and Financial Year ended March 31, 2025

Sl. No.	Particulars	Quarter ended		Year ended	
		March 31, 2025	March 31, 2024	March 31, 2025	March 31, 2024
		(Audited)	(Audited)	(Audited)	(Audited)
1	Total Income from Operations	1,407.71	1,459.10	5,756.14	5,172.65
2	Net Profit for the period before Tax, Exceptional and/or Extraordinary items	51.08	529.46	708.87	1,939.18
3	Net Profit for the period before Tax and after Exceptional and/or Extraordinary items	51.08	529.46	708.87	1,939.18
4	Net Profit for the period after Tax, Exceptional and/or Extraordinary items	47.21	397.08	531.40	1,445.93
5	Total Comprehensive Income for the period (Comprising Profit/ (Loss) for the period (after tax) and Other Comprehensive Income (after tax))	34.59	387.57	504.21	1,431.24
6	Paid-up Equity Share Capital	159.72	159.38	159.72	159.38
7	Reserves excluding Revaluation Reserves	4,275.33	3,912.47	4,275.33	3,912.47
8	Securities Premium Account	2,520.92	2,498.13	2,520.92	2,498.13
9	Net worth	6,955.97	6,569.98	6,955.97	6,569.98
10	Outstanding Redeemable Preference Shares	Nil	Nil	Nil	Nil
11	Debt Equity Ratio	2.94	3.32	2.94	3.32
12	Paid-up Debt Capital/Outstanding Debt	20,445.77	21,841.01	20,445.77	21,841.01
13	Earnings Per Share (Face value ₹10 per share) (for continuing and discontinued operations) - not annualized				
	- Basic (₹)	2.96	24.93	33.32	90.88
	- Diluted (₹)	2.95	24.79	33.24	90.41
14	Capital Redemption Reserve	Nil	Nil	Nil	Nil
15	Debenture Redemption Reserve	Nil	Nil	Nil	Nil
16	Debt Service Coverage Ratio	Not Applicable	Not Applicable	Not Applicable	Not Applicable
17	Interest Service Coverage Ratio	Not Applicable	Not Applicable	Not Applicable	Not Applicable

Notes:
 1. The above financial Results were reviewed by the Audit Committee and thereafter approved and taken on record by the Board of Directors at their respective meetings held on May 16, 2025. The joint Statutory Auditors have expressed an unmodified opinion on the both Standalone and Consolidated financial statements for the year.
 2. Standalone Total Income from operations: ₹ 1,407.71 Cr/- and ₹ 5,756.14 Cr/-; (b) Net (loss)/profit before tax: ₹ 51.08 Cr/- and ₹ 708.87 Cr/-; and (c) Net (loss)/profit after tax: ₹ 47.21 Cr/- and ₹ 531.40 Cr/- for the quarter and financial year period respectively.
 3. The above is an extract of the detailed format of Audited Financial Results filed with the Stock Exchanges under Regulation 33 and 52 of the SEBI (Listing Obligations and Disclosure Requirements) Regulations, 2015. The full format of the Audited Financial Results are available on the websites of National Stock Exchange of India at www.nseindia.com/corporates, BSE Limited at www.bseindia.com/corporates and on the Company's website at www.creditaccessgrameen.in
 4. For the other line items referred in regulation 52(4) of the amended Listing Regulations, pertinent disclosures have been made to the Stock Exchange(s) and can be accessed through the website link given in point no.3 above.

For and on behalf of the Board of CreditAccess Grameen Limited
 Sd/-
Udaya Kumar Hebbar
 Managing Director
 Date: May 16, 2025
 Place: Bengaluru



Scan this QR code to access complete financial Result for the quarter and financial year ended March 31, 2025



IOL Chemicals and Pharmaceuticals Limited

EXTRACT OF STANDALONE & CONSOLIDATED AUDITED FINANCIAL RESULTS FOR THE QUARTER/YEAR ENDED 31st MARCH 2025

Sr. No.	Particulars	Standalone					Consolidated				
		Quarter ended		Year ended			Quarter ended		Year ended		
		31.03.2025	31.12.2024	31.03.2024	31.03.2025	31.03.2024	31.03.2025	31.12.2024	31.03.2024	31.03.2025	31.03.2024
		(Refer Note 3)	(Unaudited)	(Audited)	(Audited)	(Audited)	(Refer Note 3)	(Unaudited)	(Audited)	(Audited)	(Audited)
1	Total Income from operations	532.30	527.37	511.44	2,101.61	2,162.86	532.31	527.37	511.44	2,101.62	2,162.86
2	Net Profit for the period (before tax, exceptional and/or extraordinary items)	44.90	27.82	37.77	137.89	182.64	44.70	27.80	37.20	137.96	181.65
3	Net Profit for the period before tax (after exceptional and/or extraordinary items)	44.90	27.82	37.77	137.89	182.64	44.70	27.80	37.20	137.96	181.65
4	Net Profit for the period after tax (after exceptional and/or extraordinary items)	31.62	20.55	28.19	101.00	135.42	31.42	20.53	27.62	101.07	134.43
5	Total Comprehensive income for the period [comprising profit/(loss) for the period (after tax) and other comprehensive income (after tax)]	31.64	20.44	28.50	99.56	134.13	31.44	20.42	27.93	99.63	133.14
6	Equity share capital	58.71	58.71	58.71	58.71	58.71	58.71	58.71	58.71	58.71	58.71
7	Other equity (Reserves excluding revaluation reserve)	1,628.70	1,620.54	1,552.62	1,628.70	1,552.62	1,628.95	1,620.99	1,552.80	1,628.95	1,552.80
8	Earning per equity share of ₹2/- each (for continuing and discontinued operations) (not annualised except for the year ended 31-Mar-2024 and 31-Mar-2025)										
	Basic and Diluted ₹	1.08	0.70	0.96	3.44	4.61	1.07	0.70	0.94	3.44	4.58

NOTES:
 1. The above is an extract of the detailed format of audited financial results for the quarter and year ended 31st March 2025 filed with the Stock Exchanges under Regulation 33 of the SEBI (Listing Obligations and Disclosure Requirements) Regulations, 2015. The full format of these financial results is available on the Stock Exchange websites i.e. www.bseindia.com & www.nseindia.com and on the Company's website www.iolcp.com.
 2. The above results have been reviewed by the Audit Committee and subsequently approved by the Board of Directors in their respective meetings held on 16th May 2025.
 3. The figures for the quarter ended 31st March 2025, as reported in the standalone and consolidated financial results, are the balancing figures between the audited figures for the year ended 31st March 2025 and the published year to date figures for 31st December 2024, which were subjected to limited review by the statutory auditors.
 The financial results can be accessed by scanning the QR Code:



For IOL Chemicals and Pharmaceuticals Limited
 Sd/-
Vikas Gupta
 Joint Managing Director
 DIN: 07198109

Place: Ludhiana
 Date: 16th May 2025

Regd Office: Village & Post Office Handiaya, Fatehgarh Channa Road, Barnala-148107, Punjab
 Corporate Office: 85, Industrial Area 'A', Ludhiana-141003 (Punjab)
 CIN: L24116PB1986PLC007030, Tel: +91-161-2225531-35, E-mail: contact@iolcp.com, www.iolcp.com



SKF India Limited

CIN: L29130PN1961PLC213113
 Registered Address: Chinchwad, Pune 411033 Maharashtra, India
 Tel. No. : 91 - 20 66112500 | E-mail: investorIndia@SKF.com | Website : www.skf.com/in
 FY24-25: Quarter - January to March 2025

Revenue -3.4% QoQ	Revenue 0.8% YoY	PBT Growth 87.4% QoQ	PBT Growth 20.0% YoY
-------------------	------------------	----------------------	----------------------

STATEMENT OF UNAUDITED CONSOLIDATED FINANCIAL RESULTS FOR THE QUARTER ENDED MARCH 31, 2025

Particulars	Rs in Millions				
	Quarter Ended March 31, 2025 (Unaudited)	Quarter Ended December 31, 2024 (Unaudited)	Quarter Ended March 31, 2024 (Unaudited)	Year Ended March 31, 2025 (Audited)	Year Ended March 31, 2024 (Audited)
Revenue from Operations	12,133.7	12,561.0	12,034.0	49,199.2	45,701.3
Net Profit / (Loss) for the Period (Before Tax, Exceptional and/or Extraordinary items) # ^	2,756.5	1,470.6	2,296.1	7,632.0	7,358.2
Net Profit / (Loss) for the Period Before Tax (After Exceptional and/or Extraordinary items) # ^	2,756.5	1,470.6	2,296.1	7,632.0	7,358.2
Net Profit / (Loss) for the Period After Tax (After Exceptional and/or Extraordinary items) #	2,032.8	1,095.0	1,752.3	5,659.1	5,518.0
Total Comprehensive Income for the Period [Comprehensive Profit / (Loss) for the Period (After tax) and Other Comprehensive Income (After tax)]	1,931.7	1,059.1	1,695.4	5,579.0	5,391.2
Equity Share Capital	494.4	494.4	494.4	494.4	494.4
Reserves (Excluding Revaluation Reserve as Shown in the Audited Balance Sheet of Previous Year)	-	-	-	25,485.3	26,333.1
Earnings Per Share (of Rs.10/- each) (for Continuing and Discontinued Operations)					
1. Basic: (Not to be Annualised)	41.1	22.1	35.4	114.5	111.6
2. Diluted: (Not to be Annualised)	41.1	22.1	35.4	114.5	111.6

No exceptional and/or extra ordinary items in the above results
 ^ Includes share of profit/ (loss) of associates

KEY NUMBERS OF UNAUDITED STANDALONE FINANCIAL RESULTS FOR THE QUARTER ENDED MARCH 31, 2025

Particulars	Rs in Millions				
	Quarter Ended March 31, 2025 (Unaudited)	Quarter Ended December 31, 2024 (Unaudited)	Quarter Ended March 31, 2024 (Unaudited)	Year Ended March 31, 2025 (Audited)	Year Ended March 31, 2024 (Audited)
Revenue from Operations	12,133.7	12,561.0	12,034.0	49,199.2	45,701.3
Net Profit / (Loss) for the Period Before Tax	2,751.4	1,472.1	2,291.9	7,631.0	7,357.9
Net Profit / (Loss) for the Period After Tax	2,027.7	1,096.5	1,748.1	5,658.1	5,517.7
Total Comprehensive Income for the Period [Comprehensive Profit / (Loss) for the Period (After tax) and Other Comprehensive Income (After tax)]	1,926.6	1,060.6	1,691.2	5,578.0	5,390.9

a. The Standalone and Consolidated Financial Results have been reviewed and recommended by the Audit Committee and approved by the Board of Directors at their Meeting held on May 15, 2025. The above financial results for the quarter (unaudited) and year (audited) ended March 31, 2025 have been reviewed by the statutory auditors of the Company.
 b. The above financial results have been prepared in accordance with the Companies (Indian Accounting Standards) Rules, 2015 (Ind AS prescribed under Section 133 of the Companies Act, 2013 and read with Rules framed thereunder and Regulation 33 of SEBI (Listing Obligations and Disclosure Requirements) Regulations, 2015, as amended from time to time.
 c. The Company manufactures bearings and other related components and is of the view that it is a single business segment in accordance with Ind AS-108- 'Operating Segments' notified pursuant to Companies (Accounting Standards) Rules, 2015.
 d. The Board of Directors have proposed a dividend of INR 14.5 per share on equity share of INR 10 each i.e. 145% subject to the approval of the members of the Company at the forthcoming Annual General Meeting. When approved by the members of the Company, this will involve payout of INR 716.9 million.
 e. The figures of the last quarter ended March 31, 2025 are the balancing figures between audited figures in respect of the full financial year and unaudited published year to date figures upto the third quarter of the respective financial years and there are no material adjustments made in the results of the quarter ended March 31, 2025 which pertain to earlier periods.
 f. The consolidated financial results includes financial results of a Wholly Owned Subsidiary and two associates of the Company for the quarter (unaudited) and year (audited) ended March 31, 2025.
 g. The Board of Directors of the Company, its meeting held on 26 December 2024, basis the recommendation of Audit Committee and Independent Directors, approved scheme of arrangements of the Company, SKF India (Industrial) Limited ("SKF IIL") (a wholly owned subsidiary of the Company, which was incorporated on 17 December 2024) and their respective shareholders and creditors, providing for the demerger of the Company's Industrial Business to SKF IIL ("Proposed Transaction") in compliance with sections 230 to 232 and other applicable provisions of the Companies Act, 2013. Pursuant to this, the Company has received 'no adverse observations' and 'no objection' from BSE Limited and National Stock Exchange of India Limited, respectively. The Proposed Transaction is, inter alia, subject to receipt of requisite approvals from the statutory and regulatory authorities, including the approval from the shareholders and creditors of the Company, Hon'ble National Company Law Tribunal.
 h. The figures for the previous year/periods have been regrouped/reclassified wherever necessary to confirm to current period's classification.
 i. The Standalone and Consolidated Financial Results for the quarter (unaudited) and year (audited) ended March 31, 2025 are available on the BSE Limited website (URL: www.bseindia.com), the National Stock Exchange of India Limited website (URL: www.nseindia.com) and on the Company's website (URL: www.skf.com/in)

Date :- May 15, 2025
 Place :- Gothenburg

SKF India Limited
 Mukund Vasudevan
 Managing Director

Scan the QR code to view the results on BSE
 Scan the QR code to view the results on NSE
 Scan the QR code to view the outcome of board meeting
 Scan the QR code to view the financial results



CREDITACCESS GRAMEEN LIMITED
 Regd. & Corp. Office: No. 49, 46th Cross, 8th Block, Jayanagar,
 (Next to Rajalakshmi Kalyana Mantap) Bengaluru KA-560070 IN
 Website : www.creditaccessgrameen.in
 CIN: L51216KA1991PLC053425

Audited Consolidated Financial Result for the quarter and Financial Year ended March 31, 2025

Sl. No.	Particulars	Quarter ended		Year ended	
		March 31, 2025	March 31, 2024	March 31, 2025	March 31, 2024
		(Audited)	(Audited)	(Audited)	(Audited)
1	Total Income from Operations	1,407.71	1,459.10	5,756.14	5,172.65
2	Net Profit for the period before Tax, Exceptional and/or Extraordinary items	51.08	529.46	708.87	1,939.18
3	Net Profit for the period before Tax and after Exceptional and/or Extraordinary items	51.08	529.46	708.87	1,939.18
4	Net Profit for the period after Tax, Exceptional and/or Extraordinary items	47.21	397.08	531.40	1,445.93
5	Total Comprehensive Income for the period (Comprising Profit/ (Loss) for the period (after tax) and Other Comprehensive Income (after tax))	34.59	387.57	504.21	1,431.24
6	Paid-up Equity Share Capital	159.72	159.38	159.72	159.38
7	Reserves excluding Revaluation Reserves	4,275.33	3,912.47	4,275.33	3,912.47
8	Securities Premium Account	2,520.92	2,498.13	2,520.92	2,498.13
9	Net worth	6,955.97	6,569.98	6,955.97	6,569.98
10	Outstanding Redeemable Preference Shares	Nil	Nil	Nil	Nil
11	Debt Equity Ratio	2.94	3.32	2.94	3.32
12	Paid-up Debt Capital/Outstanding Debt	20,445.77	21,841.01	20,445.77	21,841.01
13	Earnings Per Share (Face value ₹10 per share) (for continuing and discontinued operations) - not annualized				
	- Basic (₹)	2.96	24.93	33.32	90.88
	- Diluted (₹)	2.95	24.79	33.24	90.41
14	Capital Redemption Reserve	Nil	Nil	Nil	Nil
15	Debenture Redemption Reserve	Nil	Nil	Nil	Nil
16	Debt Service Coverage Ratio	Not Applicable	Not Applicable	Not Applicable	Not Applicable
17	Interest Service Coverage Ratio	Not Applicable	Not Applicable	Not Applicable	Not Applicable

Notes:

- The above financial Results were reviewed by the Audit Committee and thereafter approved and taken on record by the Board of Directors at their respective meetings held on May 16, 2025. The joint Statutory Auditors have expressed an unmodified opinion on the both Standalone and Consolidated financial statements for the year.
- Standalone Total Income from operations: ₹ 1,407.71 Cr/- and ₹ 5,756.14 Cr/-; (b) Net (loss)/profit before tax: ₹ 51.08 Cr/- and ₹ 708.87 Cr/-; and (c) Net (loss)/profit after tax: ₹ 47.21 Cr/- and ₹ 531.40 Cr/- for the quarter and financial year period respectively.
- The above is an extract of the detailed format of Audited Financial Results filed with the Stock Exchanges under Regulation 33 and 52 of the SEBI (Listing Obligations and Disclosure Requirements) Regulations, 2015. The full format of the Audited Financial Results are available on the websites of National Stock Exchange of India at www.nseindia.com/corporates, BSE Limited at www.bseindia.com/corporates and on the Company's website at www.creditaccessgrameen.in
- For the other line items referred in regulation 52(4) of the amended Listing Regulations, pertinent disclosures have been made to the Stock Exchange(s) and can be accessed through the website link given in point no.3 above.



For and on behalf of the Board of CreditAccess Grameen Limited
 Sd/-
 Udaya Kumar Hebbar
 Managing Director

Date: May 16, 2025
 Place: Bengaluru

Scan this QR code to access complete financial Result for the quarter and financial year ended March 31, 2025



IOL Chemicals and Pharmaceuticals Limited

EXTRACT OF STANDALONE & CONSOLIDATED AUDITED FINANCIAL RESULTS FOR THE QUARTER/YEAR ENDED 31st MARCH 2025

Sr. No.	Particulars	Standalone					Consolidated				
		Quarter ended		Year ended			Quarter ended		Year ended		
		31.03.2025	31.12.2024	31.03.2024	31.03.2025	31.03.2024	31.03.2025	31.12.2024	31.03.2024	31.03.2025	31.03.2024
		(Refer Note 3)	(Unaudited)	(Audited)	(Audited)	(Audited)	(Refer Note 3)	(Unaudited)	(Audited)	(Audited)	(Audited)
1	Total Income from operations	532.30	527.37	511.44	2,101.61	2,162.86	532.31	527.37	511.44	2,101.62	2,162.86
2	Net Profit for the period (before tax, exceptional and/or extraordinary items)	44.90	27.82	37.77	137.89	182.64	44.70	27.80	37.20	137.96	181.65
3	Net Profit for the period before tax (after exceptional and/or extraordinary items)	44.90	27.82	37.77	137.89	182.64	44.70	27.80	37.20	137.96	181.65
4	Net Profit for the period after tax (after exceptional and/or extraordinary items)	31.62	20.55	28.19	101.00	135.42	31.42	20.53	27.62	101.07	134.43
5	Total Comprehensive income for the period [comprising profit/(loss) for the period (after tax) and other comprehensive income (after tax)]	31.64	20.44	28.50	99.56	134.13	31.44	20.42	27.93	99.63	133.14
6	Equity share capital	58.71	58.71	58.71	58.71	58.71	58.71	58.71	58.71	58.71	58.71
7	Other equity (Reserves excluding revaluation reserve)	1,628.70	1,620.54	1,552.62	1,628.70	1,552.62	1,628.95	1,620.99	1,552.80	1,628.95	1,552.80
8	Earning per equity share of ₹2/- each (for continuing and discontinued operations) (not annualised except for the year ended 31-Mar-2024 and 31-Mar-2025)										
	Basic and Diluted ₹	1.08	0.70	0.96	3.44	4.61	1.07	0.70	0.94	3.44	4.58

NOTES:

- The above is an extract of the detailed format of audited financial results for the quarter and year ended 31st March 2025 filed with the Stock Exchanges under Regulation 33 of the SEBI (Listing Obligations and Disclosure Requirements) Regulations, 2015. The full format of these financial results is available on the Stock Exchange websites i.e. www.bseindia.com & www.nseindia.com and on the Company's website www.iolcp.com.
- The above results have been reviewed by the Audit Committee and subsequently approved by the Board of Directors in their respective meetings held on 16th May 2025.
- The figures for the quarter ended 31st March 2025, as reported in the standalone and consolidated financial results, are the balancing figures between the audited figures for the year ended 31st March 2025 and the published year to date figures for 31st December 2024, which were subjected to limited review by the statutory auditors. The financial results can be accessed by scanning the QR Code:



For IOL Chemicals and Pharmaceuticals Limited
 Sd/-
 Vikas Gupta
 Joint Managing Director
 DIN: 07198109

Place: Ludhiana
 Date: 16th May 2025

Regd Office: Village & Post Office Handiaya, Fatehgarh Channa Road, Barnala-148107, Punjab
 Corporate Office: 85, Industrial Area 'A', Ludhiana-141003 (Punjab)
 CIN: L24116PB1986PLC007030, Tel: +91-161-2225531-35, E-mail: contact@iolcp.com, www.iolcp.com



SKF India Limited

CIN: L29130PN1961PLC213113
 Registered Address: Chinchwad, Pune 411033 Maharashtra, India
 Tel. No. : 91 - 20 66112500 | E-mail: investorIndia@SKF.com | Website : www.skf.com/in
 FY24-25: Quarter - January to March 2025

Revenue -3.4% QoQ	Revenue 0.8% YoY	PBT Growth 87.4% QoQ	PBT Growth 20.0% YoY
-------------------	------------------	----------------------	----------------------

STATEMENT OF UNAUDITED CONSOLIDATED FINANCIAL RESULTS FOR THE QUARTER ENDED MARCH 31, 2025

Particulars	Rs in Millions				
	Quarter Ended March 31, 2025 (Unaudited)	Quarter Ended December 31, 2024 (Unaudited)	Quarter Ended March 31, 2024 (Unaudited)	Year Ended March 31, 2025 (Audited)	Year Ended March 31, 2024 (Audited)
Revenue from Operations	12,133.7	12,561.0	12,034.0	49,199.2	45,701.3
Net Profit / (Loss) for the Period (Before Tax, Exceptional and/or Extraordinary items) # ^	2,756.5	1,470.6	2,296.1	7,632.0	7,358.2
Net Profit / (Loss) for the Period Before Tax (After Exceptional and/or Extraordinary items) # ^	2,756.5	1,470.6	2,296.1	7,632.0	7,358.2
Net Profit / (Loss) for the Period After Tax (After Exceptional and/or Extraordinary items) #	2,032.8	1,095.0	1,752.3	5,659.1	5,518.0
Total Comprehensive Income for the Period [Comprehensive Profit / (Loss) for the Period (After tax) and Other Comprehensive Income (After tax)]	1,931.7	1,059.1	1,695.4	5,579.0	5,391.2
Equity Share Capital	494.4	494.4	494.4	494.4	494.4
Reserves (Excluding Revaluation Reserve as Shown in the Audited Balance Sheet of Previous Year)	-	-	-	25,485.3	26,333.1
Earnings Per Share (of Rs.10/- each) (for Continuing and Discontinued Operations)					
1. Basic: (Not to be Annualised)	41.1	22.1	35.4	114.5	111.6
2. Diluted: (Not to be Annualised)	41.1	22.1	35.4	114.5	111.6

No exceptional and/or extra ordinary items in the above results
 ^ Includes share of profit/ (loss) of associates

KEY NUMBERS OF UNAUDITED STANDALONE FINANCIAL RESULTS FOR THE QUARTER ENDED MARCH 31, 2025

Particulars	Rs in Millions				
	Quarter Ended March 31, 2025 (Unaudited)	Quarter Ended December 31, 2024 (Unaudited)	Quarter Ended March 31, 2024 (Unaudited)	Year Ended March 31, 2025 (Audited)	Year Ended March 31, 2024 (Audited)
Revenue from Operations	12,133.7	12,561.0	12,034.0	49,199.2	45,701.3
Net Profit / (Loss) for the Period Before Tax	2,751.4	1,472.1	2,291.9	7,631.0	7,357.9
Net Profit / (Loss) for the Period After Tax	2,027.7	1,096.5	1,748.1	5,658.1	5,517.7
Total Comprehensive Income for the Period [Comprehensive Profit / (Loss) for the Period (After tax) and Other Comprehensive Income (After tax)]	1,926.6	1,060.6	1,691.2	5,578.0	5,390.9

a. The Standalone and Consolidated Financial Results have been reviewed and recommended by the Audit Committee and approved by the Board of Directors at their Meeting held on May 15, 2025. The above financial results for the quarter (unaudited) and year (audited) ended March 31, 2025 have been reviewed by the statutory auditors of the Company.

b. The above financial results have been prepared in accordance with the Companies (Indian Accounting Standards) Rules, 2015 (Ind AS prescribed under Section 133 of the Companies Act, 2013 and read with Rules framed thereunder and Regulation 33 of SEBI (Listing Obligations and Disclosure Requirements) Regulations, 2015, as amended from time to time.

c. The Company manufactures bearings and other related components and is of the view that it is a single business segment in accordance with Ind AS-108- 'Operating Segments' notified pursuant to Companies (Accounting Standards) Rules, 2015.

d. The Board of Directors have proposed a dividend of INR 14.5 per share on equity share of INR 10 each i.e. 145% subject to the approval of the members of the Company at the forthcoming Annual General Meeting. When approved by the members of the Company, this will involve payout of INR 716.9 million.

e. The figures of the last quarter ended March 31, 2025 are the balancing figures between audited figures in respect of the full financial year and unaudited published year to date figures upto the third quarter of the respective financial years and there are no material adjustments made in the results of the quarter ended March 31, 2025 which pertain to earlier periods.

f. The consolidated financial results includes financial results of a Wholly Owned Subsidiary and two associates of the Company for the quarter (unaudited) and year (audited) ended March 31, 2025.


g. The Board of Directors of the Company, its meeting held on 26 December 2024, basis the recommendation of Audit Committee and Independent Directors, approved scheme of arrangements of the Company, SKF India (Industrial) Limited ("SKFIL") (a wholly owned subsidiary of the Company, which was incorporated on 17 December 2024) and their respective shareholders and creditors, providing for the demerger of the Company's Industrial Business to SKFIL ("Proposed Transaction") in compliance with sections 230 to 232 and other applicable provisions of the Companies Act, 2013. Pursuant to this, the Company has received 'no adverse observations' and 'no objection' from BSE Limited and National Stock Exchange of India Limited, respectively. The Proposed Transaction is, inter alia, subject to receipt of requisite approvals from the statutory and regulatory authorities, including the approval from the shareholders and creditors of the Company, Hon'ble National Company Law Tribunal.

h. The figures for the previous year/periods have been regrouped/reclassified wherever necessary to confirm to current period's classification.

i. The Standalone and Consolidated Financial Results for the quarter (unaudited) and year (audited) ended March 31, 2025 are available on the BSE Limited website (URL: www.bseindia.com), the National Stock Exchange of India Limited website (URL: www.nseindia.com) and on the Company's website (URL: www.skf.com/in)

Date :- May 15, 2025
 Place :- Gothenburg

SKF India Limited
 Mukund Vasudevan
 Managing Director



Scan the QR code to view the results on BSE
 Scan the QR code to view the results on NSE
 Scan the QR code to view the outcome of board meeting
 Scan the QR code to view the financial results



SKF India Limited

CIN: L29130PN1961PLC213113
Registered Address: Chinchwad, Pune 411033 Maharashtra, India
Tel. No. : 91 - 20 66112500 | E-mail: investorIndia@SKF.com | Website : www.skf.com/in

FY24-25: Quarter - January to March 2025

Revenue -3.4% QoQ		Revenue 0.8% YoY		PBT Growth 87.4% QoQ		PBT Growth 20.0% YoY	
--------------------------------	--	-------------------------------	--	-----------------------------------	--	-----------------------------------	--

STATEMENT OF UNAUDITED CONSOLIDATED FINANCIAL RESULTS FOR THE QUARTER ENDED MARCH 31, 2025

Particulars	Rs in Millions				
	Quarter Ended March 31, 2025 (Unaudited)	Quarter Ended December 31, 2024 (Unaudited)	Quarter Ended March 31, 2024 (Unaudited)	Year Ended March 31, 2025 (Audited)	Year Ended March 31, 2024 (Audited)
Revenue from Operations	12,133.7	12,561.0	12,034.0	49,199.2	45,701.3
Net Profit / (Loss) for the Period (Before Tax, Exceptional and/or Extraordinary Items) # ^	2,756.5	1,470.6	2,296.1	7,632.0	7,358.2
Net Profit / (Loss) for the Period Before Tax (After Exceptional and/or Extraordinary Items) # ^	2,756.5	1,470.6	2,296.1	7,632.0	7,358.2
Net Profit / (Loss) for the Period After Tax (After Exceptional and/or Extraordinary Items) #	2,032.8	1,095.0	1,752.3	5,659.1	5,518.0
Total Comprehensive Income for the Period [Comprehensive Profit / (Loss) for the Period (After tax) and Other Comprehensive Income (After tax)]	1,931.7	1,059.1	1,695.4	5,579.0	5,391.2
Equity Share Capital	494.4	494.4	494.4	494.4	494.4
Reserves (Excluding Revaluation Reserve as Shown in the Audited Balance Sheet of Previous Year)	-	-	-	25,485.3	26,333.1
Earnings Per Share (of Rs.10/- each) (for Continuing and Discontinued Operations)					
1. Basic: (Not to be Annualised)	41.1	22.1	35.4	114.5	111.6
2. Diluted: (Not to be Annualised)	41.1	22.1	35.4	114.5	111.6

No exceptional and/or extra ordinary items in the above results
^ Includes share of profit/ (loss) of associates

KEY NUMBERS OF UNAUDITED STANDALONE FINANCIAL RESULTS FOR THE QUARTER ENDED MARCH 31, 2025

Particulars	Rs in Millions				
	Quarter Ended March 31, 2025 (Unaudited)	Quarter Ended December 31, 2024 (Unaudited)	Quarter Ended March 31, 2024 (Unaudited)	Year Ended March 31, 2025 (Audited)	Year Ended March 31, 2024 (Audited)
Revenue from Operations	12,133.7	12,561.0	12,034.0	49,199.2	45,701.3
Net Profit / (Loss) for the Period Before Tax	2,751.4	1,472.1	2,291.9	7,631.0	7,357.9
Net Profit / (Loss) for the Period After Tax	2,027.7	1,096.5	1,748.1	5,658.1	5,517.7
Total Comprehensive Income for the Period [Comprehensive Profit / (Loss) for the Period (After tax) and Other Comprehensive Income (After tax)]	1,926.6	1,060.6	1,691.2	5,578.0	5,390.9

- a. The Standalone and Consolidated Financial Results have been reviewed and recommended by the Audit Committee and approved by the Board of Directors at their Meeting held on May 15, 2025. The above financial results for the quarter (unaudited) and year (audited) ended March 31, 2025 have been reviewed by the statutory auditors of the Company.
- b. The above financial results have been prepared in accordance with the Companies (Indian Accounting Standards) Rules, 2015 (Ind AS prescribed under Section 133 of the Companies Act, 2013 and read with Rules framed thereunder and Regulation 33 of SEBI (Listing Obligations and Disclosure Requirements) Regulations, 2015, as amended from time to time.
- c. The Company manufactures bearings and other related components and is of the view that it is a single business segment in accordance with Ind AS-108 'Operating Segments' notified pursuant to Companies (Accounting Standards) Rules, 2015.
- d. The Board of Directors have proposed a dividend of INR 14.5 per share on equity share of INR 10 each i.e. 145% subject to the approval of the members of the Company at the forthcoming Annual General Meeting. When approved by the members of the Company, this will involve payout of INR 716.9 million.
- e. The figures of the last quarter ended March 31, 2025 are the balancing figures between audited figures in respect of the full financial year and unaudited published year to date figures upto the third quarter of the respective financial years and there are no material adjustments made in the results of the quarter ended March 31, 2025 which pertain to earlier periods.
- f. The consolidated financial results includes financial results of a Wholly Owned Subsidiary and two associates of the Company for the quarter (unaudited) and year (audited) ended March 31, 2025.
- g. The Board of Directors of the Company, its meeting held on 26 December 2024, basis the recommendation of Audit Committee and Independent Directors, approved scheme of arrangements of the Company, SKF India (Industrial) Limited ("SKFIL") (a wholly owned subsidiary of the Company, which was incorporated on 17 December 2024) and their respective shareholders and creditors, providing for the demerger of the Company's Industrial Business to SKFIL ("Proposed Transaction") in compliance with sections 230 to 232 and other applicable provisions of the Companies Act, 2013. Pursuant to this, the Company has received 'no adverse observations' and 'no objection' from BSE Limited and National Stock Exchange of India Limited, respectively. The Proposed Transaction is, inter alia, subject to receipt of requisite approvals from the statutory and regulatory authorities, including the approval from the shareholders and creditors of the Company, Hon'ble National Company Law Tribunal.
- h. The figures for the previous year/periods have been regrouped/reclassified wherever necessary to confirm to current period's classification.
- i. The Standalone and Consolidated Financial Results for the quarter (unaudited) and year (audited) ended March 31, 2025 are available on the BSE Limited website (URL: www.bseindia.com), the National Stock Exchange of India Limited website (URL: www.nseindia.com) and on the Company's website (URL: www.skf.com/in)

Date :- May 15, 2025
Place :- Gothenburg

SKF India Limited
Mukund Vasudevan
Managing Director

Scan the QR code to view the results on BSE

Scan the QR code to view the results on NSE

Scan the QR code to view the outcome of board meeting

Scan the QR code to view the financial results

APEX ENTERPRISES (INDIA) LTD.
16, Netaji Subhas Road, 4th Floor, Kolkata - 700001
Phone : (033) 2210 6337, Email - apexenterprisesindia@gmail.com
Website : www.apexenterprisesindia.com CIN - L51109WB1995PLC068542

STATEMENT OF AUDITED FINANCIAL RESULT FOR THE QUARTER AND YEAR ENDED 31ST MARCH, 2025

Sl. No.	Particulars	Rs. in Thousand					
		Quarter Ended			Year ended		
		31 Mar, 2025	31 Dec, 2024	31 Mar, 2024	31 Mar, 2025	31 Mar, 2024	
1.	Revenue from Operations	-	-	-	-	-	
2.	Other Income	35,146	(12,266)	(50,969)	52,586	(33,432)	
3.	Total Income	35,146	(12,266)	(50,969)	52,586	(33,432)	
4.	Expenses						
(a)	Cost of Materials consumed	-	-	-	-	-	
(b)	Changes in inventories of finished goods, work-in-progress and stock-in-trade	-	-	-	-	-	
(c)	Employee benefits expense	297	250	315	1,118	1,005	
(d)	Finance Cost	319	312	41	1,205	2,235	
(e)	Depreciation and amortisation expense	5	5	37	19	37	
(f)	Power & Fuel Expenses	-	-	-	-	-	
(g)	Other expenses	859	427	285	1,732	1,169	
5.	Total Expenses	1,480	994	677	4,074	4,444	
6.	Profit / (Loss) before tax (3-5)	33,666	(13,266)	(51,645)	48,512	(37,876)	
7.	Tax Expense	16,531	-	(7,154)	16,531	(7,154)	
8.	Net Profit / (Loss) after tax for the period (6-7)	17,135	(13,266)	(44,492)	31,981	(30,723)	
9.	Other Comprehensive Income (net of tax)	-	-	-	-	-	
10.	Total Comprehensive Income for the period (6+9)	17,135	(13,266)	(44,492)	31,981	(30,723)	
11.	Paid-up equity share capital (Face Value of Rs.10/- each)	88,204	88,204	88,204	88,204	88,204	
12.	Other Equity	-	-	-	(28,98,369)	(29,30,349)	
13.	Earnings per Share (EPS) - (Face value of Rs.10/- each) (not annualised) (Rs.)						
- Basic	1.94	(1.50)	(5.04)	3.63	(3.48)		
- Diluted	1.94	(1.50)	(5.04)	3.63	(3.48)		

- Notes**
- These financial results have been prepared in accordance with the recognition and measurement principles of Indian Accounting Standards ("Ind AS") prescribed under Section 133 of the Companies Act, 2013 read with the relevant rules issued thereunder and the other accounting principles generally accepted in India.
 - As the Company's business activity falls within and is organised as a single business segment, hence there are no separate reportable segments as per Ind AS 108 on 'Operating Segment'.
 - The Net Worth of the company is negative as on 31 March, 2025. However, having regard to the financial support from management, the financial statements have been prepared on a going concern basis and that no adjustment are required to the carrying value of assets and liabilities. Further, the management is trying for re-structuring and/or merger.
 - The company was originally registered as NBFC. Thereafter, due to Negative Net Worth it had received several reminders from Reserve Bank of India to achieve Net Own Fund at the required level. But due to losses, it could not attain the positive Net Own Fund at the required level. As such the NBFC Certificate had been surrendered in the year 2006. As on date of surrender the company was having loan/advances, investment in Shares and Securities for huge amount. In spite of best efforts it could not get the prospective buyer for the unquoted securities. Due to Negative net worth it could neither raise fund by infusion of fresh capital nor could take a steps for diversion business. However, the management is in the process of exploring the scope for diversification and is hopeful for the positive outcome in the near future. The figure for the quarter ended 31st March, 2025 and 31st March, 2024 are arrived at as difference between audited figures in respect of the full financial year financial year and the unaudited figures upto nine month relevant financial year.
 - Deferred tax has been computed by the Management annually, accordingly provision for Deferred tax has been considered during the quarter and year ended 31 March, 2025.
 - In respect of valuation of Unquoted equity shares, Debentures, Optionally fully convertible debenture, Non cumulative optionally convertible preference share and Cumulative redeemable preference shares, the Company has not conducted its fair valuation as required by IND AS 109 "Financial Instrument".
 - The above results have been reviewed by the Audit Committee and approved by the Board of Directors of the Company, at their meeting held on 15/05/2025.
 - Previous period/year figures have been regrouped/rearranged wherever necessary to confirm to current period's groupings and classifications.
 - The Company is listed in The Calcutta Stock Exchange.

For Apex Enterprises India Ltd
on behalf of Board of Directors
Subrata Pal Birendra Pandey
Director Director
DIN - 00016151 DIN - 00014087

Place : Kolkata
Dated : 15.05.2025

www.esafbank.com
customercare@esafbank.com

f /ESAFSmallFinanceBank
@ESAFBank

24x7 Toll Free:
1800-103-3723

A Scheduled Commercial Bank



EXTRACT OF THE DETAILED FORMAT OF AUDITED FINANCIAL RESULTS FOR THE QUARTER AND YEAR ENDED 31ST MARCH 2025

Sl. No.	Particulars	₹ In Lakh				
		Quarter ended 31 st March 2025	Quarter ended 31 st December 2024	Quarter ended 31 st March 2024	Year ended 31 st March 2025	Year ended 31 st March 2024
1	Total Income from Operations	1,03,678	1,06,178	1,15,184	4,32,931	4,26,025
2	Net Profit/(Loss) for the period/ year before Tax	(24,084)	(28,239)	5,853	(69,297)	57,041
3	Net Profit/(Loss) for the period/ year after Tax	(18,319)	(21,090)	4,335	(52,139)	42,557
4	Total Comprehensive Income for the period/ year	Not Applicable	Not Applicable	Not Applicable	Not Applicable	Not Applicable
5	Paid-Up Equity Share Capital	51,543	51,508	51,478	51,543	51,478
6	Reserves (Excluding Revaluation Reserves)	-	-	-	1,42,958	1,97,133
7	Share Premium	77,908	77,683	77,487	77,908	77,487
8	Net Worth	1,94,501	2,12,366	2,48,611	1,94,501	2,48,611
9	Outstanding Debt	1,40,573	1,69,343	3,22,253	1,40,573	3,22,253
10	Outstanding Redeemable Preference Shares	-	-	-	-	-
11	Debt Equity Ratio	0.56	0.64	0.83	0.56	0.83
12	Earnings per Share (EPS) (Face Value of ₹ 10/- each)* - Basic (₹)	(3.56)	(4.10)	0.91	(10.13)	8.96
	- Diluted (₹)	(3.55)	(4.09)	0.91	(10.12)	8.94
13	Total Debts ** to Total Assets	5.17%	6.33%	12.35%	5.17%	12.35%
14	Capital Adequacy Ratio - Basel II	21.84%	22.70%	23.27%	21.84%	23.27%
15	% of Gross NPA to Gross Advances	6.87%	6.96%	4.76%	6.87%	4.76%
16	% of Net NPA to Net Advances	2.99%	2.97%	2.26%	2.99%	2.26%
17	Return on Assets *	(0.67)%	(0.79)%	0.17%	(1.94)%	1.86%

* Quarterly numbers are not annualised

**Debt represents borrowings with residual maturity of more than one year. Total debt represents total borrowings.

Note: 1) Capital Redemption Ratio, Debenture Redemption Reserve, Debt Service Coverage Ratio, and Interest Service Coverage Ratio are not applicable being a Banking company.

2) The above is an extract of the detailed format of audited quarterly financial results filed with the stock exchanges under Regulation 33 and Regulation 52 of the SEBI (Listing Obligations and Disclosure Requirements) Regulations, 2015. The full format of the Standalone Results for the quarter and year ended 31st March 2025 is available on the Stock Exchange websites (www.bseindia.com, www.nseindia.com) and also on the Company's website (www.esafbank.com).

Place : Mannuthy
Date : 16th May 2025

CIN: L65990KL2016PLC045669
Regd. & Corp. Office: ESAF Small Finance Bank, Thiruvallur No. VII/83/8, ESAF Bhavan,
Thiruvallur - Palakkad National Highway, Mannuthy, Kerala - 680 651.

Sd/-
Kadambellil Paul Thomas
Managing Director & CEO
DIN: 00199925



THE BIGGEST CAPITAL ONE CAN POSSESS

KNOWLEDGE

FINANCIAL EXPRESS
Read to Lead


CREDITACCESS GRAMEEN LIMITED
 Regd. & Corp. Office: No. 49, 46th Cross, 8th Block, Jayanagar,
 (Next to Rajalakshmi Kalyana Mantap) Bengaluru KA-560070 IN
 Website : www.creditaccessgrameen.in
 CIN: L51216KA1991PLC053425

Audited Consolidated Financial Result for the quarter and Financial Year ended March 31, 2025

Sl. No.	Particulars	₹ in Crores)			
		Quarter ended		Year ended	
		March 31, 2025	March 31, 2024	March 31, 2025	March 31, 2024
	(Audited)	(Audited)	(Audited)	(Audited)	
1	Total Income from Operations	1,407.71	1,459.10	5,756.14	5,172.65
2	Net Profit for the period before Tax, Exceptional and/or Extraordinary items	51.08	529.46	708.87	1,939.18
3	Net Profit for the period before Tax and after Exceptional and/or Extraordinary items	51.08	529.46	708.87	1,939.18
4	Net Profit for the period after Tax, Exceptional and/or Extraordinary items	47.21	397.08	531.40	1,445.93
5	Total Comprehensive Income for the period [Comprising Profit/ (Loss) for the period (after tax) and Other Comprehensive Income (after tax)]	34.59	387.57	504.21	1,431.24
6	Paid-up Equity Share Capital	159.72	159.38	159.72	159.38
7	Reserves excluding Revaluation Reserves	4,275.33	3,912.47	4,275.33	3,912.47
8	Securities Premium Account	2,520.92	2,498.13	2,520.92	2,498.13
9	Net worth	6,955.97	6,569.98	6,955.97	6,569.98
10	Outstanding Redeemable Preference Shares	Nil	Nil	Nil	Nil
11	Debt Equity Ratio	2.94	3.32	2.94	3.32
12	Paid-up Debt Capital/Outstanding Debt	20,445.77	21,841.01	20,445.77	21,841.01
13	Earnings Per Share (Face value ₹10 per share) (for continuing and discontinued operations) - not annualized				
	- Basic (₹)	2.96	24.93	33.32	90.88
	- Diluted (₹)	2.95	24.79	33.24	90.41
14	Capital Redemption Reserve	Nil	Nil	Nil	Nil
15	Debenture Redemption Reserve	Nil	Nil	Nil	Nil
16	Debt Service Coverage Ratio	Not Applicable	Not Applicable	Not Applicable	Not Applicable
17	Interest Service Coverage Ratio	Not Applicable	Not Applicable	Not Applicable	Not Applicable

Notes:
 1. The above financial Results were reviewed by the Audit Committee and thereafter approved and taken on record by the Board of Directors at their respective meetings held on May 16, 2025. The joint Statutory Auditors have expressed an unmodified opinion on the both Standalone and Consolidated financial statements for the year.
 2. Standalone Total Income from operations: ₹ 1,407.71 Cr/- and ₹ 5,756.14 Cr/-; (b) Net (loss)/profit before tax: ₹ 51.08 Cr/- and ₹ 708.87 Cr/-; and (c) Net (loss)/profit after tax: ₹ 47.21 Cr/- and ₹ 531.40 Cr/- for the quarter and financial year period respectively.
 3. The above is an extract of the detailed format of Audited Financial Results filed with the Stock Exchanges under Regulation 33 and 52 of the SEBI (Listing Obligations and Disclosure Requirements) Regulations, 2015. The full format of the Audited Financial Results are available on the websites of National Stock Exchange of India at www.nseindia.com/corporates, BSE Limited at www.bseindia.com/corporates and on the Company's website at www.creditaccessgrameen.in
 4. For the other line items referred in regulation 52(4) of the amended Listing Regulations, pertinent disclosures have been made to the Stock Exchange(s) and can be accessed through the website link given in point no.3 above.

For and on behalf of the Board of CreditAccess Grameen Limited
 Sd/-
Udaya Kumar Hebbur
 Managing Director
 Date: May 16, 2025
 Place: Bengaluru



Scan the QR code to view the results on BSE
 Scan the QR code to view the results on NSE
 Scan the QR code to view the outcome of board meeting
 Scan the QR code to view the financial results

IOL Chemicals and Pharmaceuticals Limited
 EXTRACT OF STANDALONE & CONSOLIDATED AUDITED FINANCIAL RESULTS FOR THE QUARTER/YEAR ENDED 31st MARCH 2025

(₹ in Crore)

Sr. No.	Particulars	Standalone					Consolidated				
		Quarter ended		Year ended			Quarter ended		Year ended		
		31.03.2025	31.12.2024	31.03.2024	31.03.2025	31.03.2024	31.03.2025	31.12.2024	31.03.2024	31.03.2025	31.03.2024
	(Refer Note 3)	(Unaudited)	(Audited)	(Audited)	(Audited)	(Refer Note 3)	(Unaudited)	(Audited)	(Audited)	(Audited)	
1	Total Income from operations	532.30	527.37	511.44	2,101.61	2,162.86	532.31	527.37	511.44	2,101.62	2,162.86
2	Net Profit for the period (before tax, exceptional and/or extraordinary items)	44.90	27.82	37.77	137.89	182.64	44.70	27.80	37.20	137.96	181.65
3	Net Profit for the period before tax (after exceptional and/or extraordinary items)	44.90	27.82	37.77	137.89	182.64	44.70	27.80	37.20	137.96	181.65
4	Net Profit for the period after tax (after exceptional and/or extraordinary items)	31.62	20.55	28.19	101.00	135.42	31.42	20.53	27.62	101.07	134.43
5	Total Comprehensive income for the period [comprising profit/(loss) for the period (after tax) and other comprehensive income (after tax)]	31.64	20.44	28.50	99.56	134.13	31.44	20.42	27.93	99.63	133.14
6	Equity share capital	58.71	58.71	58.71	58.71	58.71	58.71	58.71	58.71	58.71	58.71
7	Other equity (Reserves excluding revaluation reserve)	1,628.70	1,620.54	1,552.62	1,628.70	1,552.62	1,628.95	1,620.99	1,552.80	1,628.95	1,552.80
8	Earning per equity share of ₹2/- each (for continuing and discontinued operations) (not annualised except for the year ended 31-Mar-2024 and 31-Mar-2025)										
	Basic and Diluted ₹	1.08	0.70	0.96	3.44	4.61	1.07	0.70	0.94	3.44	4.58

NOTES:
 1. The above is an extract of the detailed format of audited financial results for the quarter and year ended 31st March 2025 filed with the Stock Exchanges under Regulation 33 of the SEBI (Listing Obligations and Disclosure Requirements) Regulations, 2015. The full format of these financial results is available on the Stock Exchange websites i.e. www.bseindia.com & www.nseindia.com and on the Company's website www.iolcp.com.
 2. The above results have been reviewed by the Audit Committee and subsequently approved by the Board of Directors in their respective meetings held on 16th May 2025.
 3. The figures for the quarter ended 31st March 2025, as reported in the standalone and consolidated financial results, are the balancing figures between the audited figures for the year ended 31st March 2025 and the published year to date figures for 31st December 2024, which were subjected to limited review by the statutory auditors.
 The financial results can be accessed by scanning the QR Code:

For IOL Chemicals and Pharmaceuticals Limited
 Sd/-
Vikas Gupta
 Joint Managing Director
 DIN: 07198109
 Place: Ludhiana
 Date: 16th May 2025

Regd Office: Village & Post Office Handiaya, Fatehgarh Channa Road, Barnala-148107, Punjab
 Corporate Office: 85, Industrial Area 'A', Ludhiana-141003 (Punjab)
 CIN: L24116PB1986PLC007030, Tel: +91-161-2225531-35, E-mail: contact@iolcp.com, www.iolcp.com

SKF India Limited

CIN: L29130PN1961PLC213113
 Registered Address: Chinchwad, Pune 411033 Maharashtra, India
 Tel. No. : 91 - 20 66112500 | E-mail: investorIndia@SKF.com | Website : www.skf.com/in
 FY24-25: Quarter - January to March 2025

Revenue -3.4% QoQ	Revenue 0.8% YoY	PBT Growth 87.4% QoQ	PBT Growth 20.0% YoY
-------------------	------------------	----------------------	----------------------

STATEMENT OF UNAUDITED CONSOLIDATED FINANCIAL RESULTS FOR THE QUARTER ENDED MARCH 31, 2025

Particulars	Rs in Millions				
	Quarter Ended March 31, 2025 (Unaudited)	Quarter Ended December 31, 2024 (Unaudited)	Quarter Ended March 31, 2024 (Unaudited)	Year Ended March 31, 2025 (Audited)	Year Ended March 31, 2024 (Audited)
Revenue from Operations	12,133.7	12,561.0	12,034.0	49,199.2	45,701.3
Net Profit / (Loss) for the Period (Before Tax, Exceptional and/or Extraordinary items) # ^	2,756.5	1,470.6	2,296.1	7,632.0	7,358.2
Net Profit / (Loss) for the Period Before Tax (After Exceptional and/or Extraordinary items) # ^	2,756.5	1,470.6	2,296.1	7,632.0	7,358.2
Net Profit / (Loss) for the Period After Tax (After Exceptional and/or Extraordinary items) #	2,032.8	1,095.0	1,752.3	5,659.1	5,518.0
Total Comprehensive Income for the Period [Comprehensive Profit / (Loss) for the Period (After tax) and Other Comprehensive Income (After tax)]	1,931.7	1,059.1	1,695.4	5,579.0	5,391.2
Equity Share Capital	494.4	494.4	494.4	494.4	494.4
Reserves (Excluding Revaluation Reserve as Shown in the Audited Balance Sheet of Previous Year)	-	-	-	25,485.3	26,333.1
Earnings Per Share (of Rs.10/- each) (for Continuing and Discontinued Operations)					
1. Basic: (Not to be Annualised)	41.1	22.1	35.4	114.5	111.6
2. Diluted: (Not to be Annualised)	41.1	22.1	35.4	114.5	111.6

No exceptional and/or extra ordinary items in the above results
 ^ Includes share of profit/ (loss) of associates

KEY NUMBERS OF UNAUDITED STANDALONE FINANCIAL RESULTS FOR THE QUARTER ENDED MARCH 31, 2025

Particulars	Rs in Millions				
	Quarter Ended March 31, 2025 (Unaudited)	Quarter Ended December 31, 2024 (Unaudited)	Quarter Ended March 31, 2024 (Unaudited)	Year Ended March 31, 2025 (Audited)	Year Ended March 31, 2024 (Audited)
Revenue from Operations	12,133.7	12,561.0	12,034.0	49,199.2	45,701.3
Net Profit / (Loss) for the Period Before Tax	2,751.4	1,472.1	2,291.9	7,631.0	7,357.9
Net Profit / (Loss) for the Period After Tax	2,027.7	1,096.5	1,748.1	5,658.1	5,517.7
Total Comprehensive Income for the Period [Comprehensive Profit / (Loss) for the Period (After tax) and Other Comprehensive Income (After tax)]	1,926.6	1,060.6	1,691.2	5,578.0	5,390.9

a. The Standalone and Consolidated Financial Results have been reviewed and recommended by the Audit Committee and approved by the Board of Directors at their Meeting held on May 15, 2025. The above financial results for the quarter (unaudited) and year (audited) ended March 31, 2025 have been reviewed by the statutory auditors of the Company.
 b. The above financial results have been prepared in accordance with the Companies (Indian Accounting Standards) Rules, 2015 (Ind AS prescribed under Section 133 of the Companies Act, 2013 and read with Rules framed thereunder and Regulation 33 of SEBI (Listing Obligations and Disclosure Requirements) Regulations, 2015, as amended from time to time.
 c. The Company manufactures bearings and other related components and is of the view that it is a single business segment in accordance with Ind AS-108- 'Operating Segments' notified pursuant to Companies (Accounting Standards) Rules, 2015.
 d. The Board of Directors have proposed a dividend of INR 14.5 per share on equity share of INR 10 each i.e. 145% subject to the approval of the members of the Company at the forthcoming Annual General Meeting. When approved by the members of the Company, this will involve payout of INR 716.9 million.
 e. The figures of the last quarter ended March 31, 2025 are the balancing figures between audited figures in respect of the full financial year and unaudited published year to date figures upto the third quarter of the respective financial years and there are no material adjustments made in the results of the quarter ended March 31, 2025 which pertain to earlier periods.
 f. The consolidated financial results includes financial results of a Wholly Owned Subsidiary and two associates of the Company for the quarter (unaudited) and year (audited) ended March 31, 2025.
 g. The Board of Directors of the Company, its meeting held on 26 December 2024, basis the recommendation of Audit Committee and Independent Directors, approved scheme of arrangements of the Company, SKF India (Industrial) Limited ("SKF IIL") (a wholly owned subsidiary of the Company, which was incorporated on 17 December 2024) and their respective shareholders and creditors, providing for the demerger of the Company's Industrial Business to SKF IIL ("Proposed Transaction") in compliance with sections 230 to 232 and other applicable provisions of the Companies Act, 2013. Pursuant to this, the Company has received 'no adverse observations' and 'no objection' from BSE Limited and National Stock Exchange of India Limited, respectively. The Proposed Transaction is, inter alia, subject to receipt of requisite approvals from the statutory and regulatory authorities, including the approval from the shareholders and creditors of the Company, Hon'ble National Company Law Tribunal.
 h. The figures for the previous year/periods have been regrouped/reclassified wherever necessary to confirm to current period's classification.
 i. The Standalone and Consolidated Financial Results for the quarter (unaudited) and year (audited) ended March 31, 2025 are available on the BSE Limited website (URL: www.bseindia.com), the National Stock Exchange of India Limited website (URL: www.nseindia.com) and on the Company's website (URL: www.skf.com/in)

Date :- May 15, 2025
 Place :- Gothenburg
SKF India Limited
 Mukund Vasudevan
 Managing Director

CREDITACCESS GRAMEEN LIMITED					
Regd. & Corp. Office: No. 49, 46th Cross, 8th Block, Jayanagar, (Next to Rajalakshmi Kalyana Mantap) Bengaluru KA-560070 IN Website : www.creditaccessgrameen.in CIN: L51216KA1991PLC053425					
Audited Consolidated Financial Result for the quarter and Financial Year ended March 31, 2025					
Sl. No.	Particulars	Quarter ended		Year ended	
		March 31, 2025	March 31, 2024	March 31, 2025	March 31, 2024
		(Audited)	(Audited)	(Audited)	(Audited)
1	Total Income from Operations	1,407.71	1,459.10	5,756.14	5,172.65
2	Net Profit for the period before Tax, Exceptional and/or Extraordinary items	51.08	529.46	708.87	1,939.18
3	Net Profit for the period before Tax and after Exceptional and/or Extraordinary items	51.08	529.46	708.87	1,939.18
4	Net Profit for the period after Tax, Exceptional and/or Extraordinary items	47.21	397.08	531.40	1,445.93
5	Total Comprehensive Income for the period (Comprising Profit/ (Loss) for the period (after tax) and Other Comprehensive Income (after tax))	34.59	387.57	504.21	1,431.24
6	Paid-up Equity Share Capital	159.72	159.38	159.72	159.38
7	Reserves excluding Revaluation Reserves	4,275.33	3,912.47	4,275.33	3,912.47
8	Securities Premium Account	2,520.92	2,498.13	2,520.92	2,498.13
9	Net worth	6,955.97	6,569.98	6,955.97	6,569.98
10	Outstanding Redeemable Preference Shares	Nil	Nil	Nil	Nil
11	Debt Equity Ratio	2.94	3.32	2.94	3.32
12	Paid-up Debt Capital/Outstanding Debt	20,445.77	21,841.01	20,445.77	21,841.01
13	Earnings Per Share (Face value ₹10 per share) (for continuing and discontinued operations) - not annualized				
	- Basic (₹)	2.96	24.93	33.32	90.88
	- Diluted (₹)	2.95	24.79	33.24	90.41
14	Capital Redemption Reserve	Nil	Nil	Nil	Nil
15	Debt Redemption Reserve	Nil	Nil	Nil	Nil
16	Debt Service Coverage Ratio	Not Applicable	Not Applicable	Not Applicable	Not Applicable
17	Interest Service Coverage Ratio	Not Applicable	Not Applicable	Not Applicable	Not Applicable

Notes:

- The above financial Results were reviewed by the Audit Committee and thereafter approved and taken on record by the Board of Directors at their respective meetings held on May 16, 2025. The joint Statutory Auditors have expressed an unmodified opinion on the both Standalone and Consolidated financial statements for the year.
- Standalone Total Income from operations: ₹ 1,407.71 Cr/- and ₹ 5,756.14 Cr/-; (b) Net (loss)/profit before tax: ₹ 51.08 Cr/- and ₹ 708.87 Cr/-; and (c) Net (loss)/profit after tax: ₹ 47.21 Cr/- and ₹ 531.40 Cr/- for the quarter and financial year period respectively.
- The above is an extract of the detailed format of Audited Financial Results filed with the Stock Exchanges under Regulation 33 and 52 of the SEBI (Listing Obligations and Disclosure Requirements) Regulations, 2015. The full format of the Audited Financial Results are available on the websites of National Stock Exchange of India at www.nseindia.com/corporates, BSE Limited at www.bseindia.com/corporates and on the Company's website at www.creditaccessgrameen.in
- For the other line items referred in regulation 52(4) of the amended Listing Regulations, pertinent disclosures have been made to the Stock Exchange(s) and can be accessed through the website link given in point no.3 above.

For and on behalf of the Board of CreditAccess Grameen Limited
Sd/-
Udaya Kumar Hebbur
Managing Director

Date: May 16, 2025
Place: Bengaluru

Scan this QR code to access complete financial Result for the quarter and financial year ended March 31, 2025

IOL Chemicals and Pharmaceuticals Limited											
EXTRACT OF STANDALONE & CONSOLIDATED AUDITED FINANCIAL RESULTS FOR THE QUARTER/YEAR ENDED 31 st MARCH 2025											
Sr. No.	Particulars	Standalone					Consolidated				
		Quarter ended		Year ended			Quarter ended		Year ended		
		31.03.2025	31.12.2024	31.03.2024	31.03.2025	31.03.2024	31.03.2025	31.12.2024	31.03.2024	31.03.2025	31.03.2024
1	Total Income from operations	532.30	527.37	511.44	2,101.61	2,162.86	532.31	527.37	511.44	2,101.62	2,162.86
2	Net Profit for the period (before tax, exceptional and/or extraordinary items)	44.90	27.82	37.77	137.89	182.64	44.70	27.80	37.20	137.96	181.65
3	Net Profit for the period before tax (after exceptional and/or extraordinary items)	44.90	27.82	37.77	137.89	182.64	44.70	27.80	37.20	137.96	181.65
4	Net Profit for the period after tax (after exceptional and/or extraordinary items)	31.62	20.55	28.19	101.00	135.42	31.42	20.53	27.62	101.07	134.43
5	Total Comprehensive income for the period (comprising profit/(loss) for the period (after tax) and other comprehensive income (after tax))	31.64	20.44	28.50	99.56	134.13	31.44	20.42	27.93	99.63	133.14
6	Equity share capital	58.71	58.71	58.71	58.71	58.71	58.71	58.71	58.71	58.71	58.71
7	Other equity (Reserves excluding revaluation reserve)	1,628.70	1,620.54	1,552.62	1,628.70	1,552.62	1,628.95	1,620.99	1,552.80	1,628.95	1,552.80
8	Earning per equity share of ₹2/- each (for continuing and discontinued operations) (not annualised except for the year ended 31-Mar-2024 and 31-Mar-2025)										
	Basic and Diluted ₹	1.08	0.70	0.96	3.44	4.61	1.07	0.70	0.94	3.44	4.58

NOTES:

- The above is an extract of the detailed format of audited financial results for the quarter and year ended 31st March 2025 filed with the Stock Exchanges under Regulation 33 of the SEBI (Listing Obligations and Disclosure Requirements) Regulations, 2015. The full format of these financial results is available on the Stock Exchange websites i.e. www.bseindia.com & www.nseindia.com and on the Company's website www.iolcp.com.
- The above results have been reviewed by the Audit Committee and subsequently approved by the Board of Directors in their respective meetings held on 16th May 2025.
- The figures for the quarter ended 31st March 2025, as reported in the standalone and consolidated financial results, are the balancing figures between the audited figures for the year ended 31st March 2025 and the published year to date figures for 31st December 2024, which were subjected to limited review by the statutory auditors. The financial results can be accessed by scanning the QR Code:

For IOL Chemicals and Pharmaceuticals Limited
Sd/-
Vikas Gupta
Joint Managing Director
DIN: 07198109

Place: Ludhiana
Date: 16th May 2025

Regd Office: Village & Post Office Handiaya, Fatehgarh Channa Road, Barnala-148107, Punjab
Corporate Office: 85, Industrial Area 'A', Ludhiana-141003 (Punjab)
CIN: L24116PB1986PLC007030, Tel: +91-161-2225531-35, E-mail: contact@iolcp.com, www.iolcp.com



SKF India Limited					
CIN: L29130PN1961PLC213113					
Registered Address: Chinchwad, Pune 411033 Maharashtra, India					
Tel. No. : 91 - 20 66112500 E-mail: investorIndia@SKF.com Website : www.skf.com/in					
FY24-25: Quarter - January to March 2025					
Revenue	-3.4%	QoQ	Revenue	0.8%	YoY
PBT Growth	87.4%	QoQ	PBT Growth	20.0%	YoY
STATEMENT OF UNAUDITED CONSOLIDATED FINANCIAL RESULTS FOR THE QUARTER ENDED MARCH 31, 2025					
Rs in Millions					
Particulars	Quarter Ended March 31, 2025 (Unaudited)	Quarter Ended December 31, 2024 (Unaudited)	Quarter Ended March 31, 2024 (Unaudited)	Year Ended March 31, 2025 (Audited)	Year Ended March 31, 2024 (Audited)
Revenue from Operations	12,133.7	12,561.0	12,034.0	49,199.2	45,701.3
Net Profit / (Loss) for the Period (Before Tax, Exceptional and/or Extraordinary items) # ^	2,756.5	1,470.6	2,296.1	7,632.0	7,358.2
Net Profit / (Loss) for the Period Before Tax (After Exceptional and/or Extraordinary items) # ^	2,756.5	1,470.6	2,296.1	7,632.0	7,358.2
Net Profit / (Loss) for the Period After Tax (After Exceptional and/or Extraordinary items) #	2,032.8	1,095.0	1,752.3	5,659.1	5,518.0
Total Comprehensive Income for the Period (Comprehensive Profit / (Loss) for the Period (After tax) and Other Comprehensive Income (After tax))	1,931.7	1,059.1	1,695.4	5,579.0	5,391.2
Equity Share Capital	494.4	494.4	494.4	494.4	494.4
Reserves (Excluding Revaluation Reserve as Shown in the Audited Balance Sheet of Previous Year)	-	-	-	25,485.3	26,333.1
Earnings Per Share (of Rs.10/- each) (for Continuing and Discontinued Operations)					
1. Basic: (Not to be Annualised)	41.1	22.1	35.4	114.5	111.6
2. Diluted: (Not to be Annualised)	41.1	22.1	35.4	114.5	111.6

No exceptional and/or extra ordinary items in the above results
^ Includes share of profit/ (loss) of associates

KEY NUMBERS OF UNAUDITED STANDALONE FINANCIAL RESULTS FOR THE QUARTER ENDED MARCH 31, 2025					
Rs in Millions					
Particulars	Quarter Ended March 31, 2025 (Unaudited)	Quarter Ended December 31, 2024 (Unaudited)	Quarter Ended March 31, 2024 (Unaudited)	Year Ended March 31, 2025 (Audited)	Year Ended March 31, 2024 (Audited)
Revenue from Operations	12,133.7	12,561.0	12,034.0	49,199.2	45,701.3
Net Profit / (Loss) for the Period Before Tax	2,751.4	1,472.1	2,291.9	7,631.0	7,357.9
Net Profit / (Loss) for the Period After Tax	2,027.7	1,096.5	1,748.1	5,658.1	5,517.7
Total Comprehensive Income for the Period (Comprehensive Profit / (Loss) for the Period (After tax) and Other Comprehensive Income (After tax))	1,926.6	1,060.6	1,691.2	5,578.0	5,390.9

a. The Standalone and Consolidated Financial Results have been reviewed and recommended by the Audit Committee and approved by the Board of Directors at their Meeting held on May 15, 2025. The above financial results for the quarter (unaudited) and year (audited) ended March 31, 2025 have been reviewed by the statutory auditors of the Company.

b. The above financial results have been prepared in accordance with the Companies (Indian Accounting Standards) Rules, 2015 (Ind AS prescribed under Section 133 of the Companies Act, 2013 and read with Rules framed thereunder and Regulation 33 of SEBI (Listing Obligations and Disclosure Requirements) Regulations, 2015, as amended from time to time.

c. The Company manufactures bearings and other related components and is of the view that it is a single business segment in accordance with Ind AS-108- 'Operating Segments' notified pursuant to Companies (Accounting Standards) Rules, 2015.

d. The Board of Directors have proposed a dividend of INR 14.5 per share on equity share of INR 10 each i.e. 145% subject to the approval of the members of the Company at the forthcoming Annual General Meeting. When approved by the members of the Company, this will involve payout of INR 716.9 million.

e. The figures of the last quarter ended March 31, 2025 are the balancing figures between audited figures in respect of the full financial year and unaudited published year to date figures upto the third quarter of the respective financial years and there are no material adjustments made in the results of the quarter ended March 31, 2025 which pertain to earlier periods.

f. The consolidated financial results includes financial results of a Wholly Owned Subsidiary and two associates of the Company for the quarter (unaudited) and year (audited) ended March 31, 2025.


g. The Board of Directors of the Company, its meeting held on 26 December 2024, basis the recommendation of Audit Committee and Independent Directors, approved scheme of arrangements of the Company, SKF India (Industrial) Limited ("SKF IIL") (a wholly owned subsidiary of the Company, which was incorporated on 17 December 2024) and their respective shareholders and creditors, providing for the demerger of the Company's Industrial Business to SKF IIL ("Proposed Transaction") in compliance with sections 230 to 232 and other applicable provisions of the Companies Act, 2013. Pursuant to this, the Company has received 'no adverse observations' and 'no objection' from BSE Limited and National Stock Exchange of India Limited, respectively. The Proposed Transaction is, inter alia, subject to receipt of requisite approvals from the statutory and regulatory authorities, including the approval from the shareholders and creditors of the Company, Hon'ble National Company Law Tribunal.

h. The figures for the previous year/periods have been regrouped/reclassified wherever necessary to confirm to current period's classification.

i. The Standalone and Consolidated Financial Results for the quarter (unaudited) and year (audited) ended March 31, 2025 are available on the BSE Limited website (URL: www.bseindia.com), the National Stock Exchange of India Limited website (URL: www.nseindia.com) and on the Company's website (URL: www.skf.com/in)

Date :- May 15, 2025
Place :- Gothenburg

SKF India Limited
Mukund Vasudevan
Managing Director



CREDITACCESS GRAMEEN LIMITED		Audited Consolidated Financial Result for the quarter and Financial Year ended March 31, 2025			
		Quarter ended		Year ended	
Sl. No.	Particulars	March 31, 2025	March 31, 2024	March 31, 2025	March 31, 2024
		(Audited)	(Audited)	(Audited)	(Audited)
1	Total Income from Operations	1,407.71	1,459.10	5,756.14	5,172.65
2	Net Profit for the period before Tax, Exceptional and/or Extraordinary items	51.08	529.46	708.87	1,939.18
3	Net Profit for the period before Tax and after Exceptional and/or Extraordinary items	51.08	529.46	708.87	1,939.18
4	Net Profit for the period after Tax, Exceptional and/or Extraordinary items	47.21	397.08	531.40	1,445.93
5	Total Comprehensive Income for the period [Comprising Profit/ (Loss) for the period (after tax) and Other Comprehensive Income (after tax)]	34.59	387.57	504.21	1,431.24
6	Paid-up Equity Share Capital	159.72	159.38	159.72	159.38
7	Reserves excluding Revaluation Reserves	4,275.33	3,912.47	4,275.33	3,912.47
8	Securities Premium Account	2,520.92	2,498.13	2,520.92	2,498.13
9	Net worth	6,955.97	6,569.98	6,955.97	6,569.98
10	Outstanding Redeemable Preference Shares	Nil	Nil	Nil	Nil
11	Debt Equity Ratio	2.94	3.32	2.94	3.32
12	Paid-up Debt Capital/Outstanding Debt	20,445.77	21,841.01	20,445.77	21,841.01
13	Earnings Per Share (Face value ₹10 per share) (for continuing and discontinued operations) - not annualized				
	- Basic (₹)	2.96	24.93	33.32	90.88
	- Diluted (₹)	2.95	24.79	33.24	90.41
14	Capital Redemption Reserve	Nil	Nil	Nil	Nil
15	Debenture Redemption Reserve	Nil	Nil	Nil	Nil
16	Debt Service Coverage Ratio	Not Applicable	Not Applicable	Not Applicable	Not Applicable
17	Interest Service Coverage Ratio	Not Applicable	Not Applicable	Not Applicable	Not Applicable

Notes:

- The above financial Results were reviewed by the Audit Committee and thereafter approved and taken on record by the Board of Directors at their respective meetings held on May 16, 2025. The joint Statutory Auditors have expressed an unmodified opinion on the both Standalone and Consolidated financial statements for the year.
- Standalone Total Income from operations: ₹ 1,407.71 Cr/- and ₹ 5,756.14 Cr/-; (b) Net (loss)/profit before tax: ₹ 51.08 Cr/- and ₹ 708.87 Cr/-; and (c) Net (loss)/profit after tax: ₹ 47.21 Cr/- and ₹ 531.40 Cr/- for the quarter and financial year period respectively.
- The above is an extract of the detailed format of Audited Financial Results filed with the Stock Exchanges under Regulation 33 and 52 of the SEBI (Listing Obligations and Disclosure Requirements) Regulations, 2015. The full format of the Audited Financial Results are available on the websites of National Stock Exchange of India at www.nseindia.com/corporates, BSE Limited at www.bseindia.com/corporates and on the Company's website at www.creditaccessgrameen.in
- For the other line items referred in regulation 52(4) of the amended Listing Regulations, pertinent disclosures have been made to the Stock Exchange(s) and can be accessed through the website link given in point no.3 above.

Date: May 16, 2025
Place: Bengaluru

For and on behalf of the Board of CreditAccess Grameen Limited
Sd/-
Udaya Kumar Hebbar
Managing Director

IOL Chemicals and Pharmaceuticals Limited		EXTRACT OF STANDALONE & CONSOLIDATED AUDITED FINANCIAL RESULTS FOR THE QUARTER/YEAR ENDED 31 st MARCH 2025									
		Standalone					Consolidated				
Sr. No.	Particulars	Quarter ended		Year ended		Quarter ended		Year ended			
		31.03.2025	31.12.2024	31.03.2024	31.03.2025	31.03.2024	31.03.2025	31.12.2024	31.03.2024	31.03.2025	31.03.2024
		(Refer Note 3)	(Unaudited)	(Audited)	(Audited)	(Audited)	(Refer Note 3)	(Unaudited)	(Audited)	(Audited)	(Audited)
1	Total Income from operations	532.30	527.37	511.44	2,101.61	2,162.86	532.31	527.37	511.44	2,101.62	2,162.86
2	Net Profit for the period (before tax, exceptional and/or extraordinary items)	44.90	27.82	37.77	137.89	182.64	44.70	27.80	37.20	137.96	181.65
3	Net Profit for the period before tax (after exceptional and/or extraordinary items)	44.90	27.82	37.77	137.89	182.64	44.70	27.80	37.20	137.96	181.65
4	Net Profit for the period after tax (after exceptional and/or extraordinary items)	31.62	20.55	28.19	101.00	135.42	31.42	20.53	27.62	101.07	134.43
5	Total Comprehensive income for the period [comprising profit/(loss) for the period (after tax) and other comprehensive income (after tax)]	31.64	20.44	28.50	99.56	134.13	31.44	20.42	27.93	99.63	133.14
6	Equity share capital	58.71	58.71	58.71	58.71	58.71	58.71	58.71	58.71	58.71	58.71
7	Other equity (Reserves excluding revaluation reserve)	1,628.70	1,620.54	1,552.62	1,628.70	1,552.62	1,628.95	1,620.99	1,552.80	1,628.95	1,552.80
8	Earning per equity share of ₹2/- each (for continuing and discontinued operations) (not annualised except for the year ended 31-Mar-2024 and 31-Mar-2025)										
	Basic and Diluted ₹	1.08	0.70	0.96	3.44	4.61	1.07	0.70	0.94	3.44	4.58

NOTES:

- The above is an extract of the detailed format of audited financial results for the quarter and year ended 31st March 2025 filed with the Stock Exchanges under Regulation 33 of the SEBI (Listing Obligations and Disclosure Requirements) Regulations, 2015. The full format of these financial results is available on the Stock Exchange websites i.e. www.bseindia.com & www.nseindia.com and on the Company's website www.iolcp.com.
- The above results have been reviewed by the Audit Committee and subsequently approved by the Board of Directors in their respective meetings held on 16th May 2025.
- The figures for the quarter ended 31st March 2025, as reported in the standalone and consolidated financial results, are the balancing figures between the audited figures for the year ended 31st March 2025 and the published year to date figures for 31st December 2024, which were subjected to limited review by the statutory auditors. The financial results can be accessed by scanning the QR Code:

Place: Ludhiana
Date: 16th May 2025

For IOL Chemicals and Pharmaceuticals Limited
Sd/-
Vikas Gupta
Joint Managing Director
DIN: 07198109

Regd Office: Village & Post Office Handiaya, Fatehgarh Channa Road, Barnala-148107, Punjab
Corporate Office: 85, Industrial Area 'A', Ludhiana-141003 (Punjab)
CIN: L24116PB1986PLC007030, Tel: +91-161-2225531-35, E-mail: contact@iolcp.com, www.iolcp.com



SKF India Limited

CIN: L29130PN1961PLC213113
Registered Address: Chinchwad, Pune 411033 Maharashtra, India
Tel. No. : 91 - 20 66112500 | E-mail: investorindia@skf.com | Website : www.skf.com/in
FY24-25: Quarter - January to March 2025

Revenue -3.4% QoQ	Revenue 0.8% YoY	PBT Growth 87.4% QoQ	PBT Growth 20.0% YoY
-------------------	------------------	----------------------	----------------------

STATEMENT OF UNAUDITED CONSOLIDATED FINANCIAL RESULTS FOR THE QUARTER ENDED MARCH 31, 2025

Particulars	Quarter Ended March 31, 2025 (Unaudited)	Quarter Ended December 31, 2024 (Unaudited)	Quarter Ended March 31, 2024 (Unaudited)	Year Ended March 31, 2025 (Audited)	Year Ended March 31, 2024 (Audited)
Revenue from Operations	12,133.7	12,561.0	12,034.0	49,199.2	45,701.3
Net Profit / (Loss) for the Period (Before Tax, Exceptional and/or Extraordinary items) # ^	2,756.5	1,470.6	2,296.1	7,632.0	7,358.2
Net Profit / (Loss) for the Period Before Tax (After Exceptional and/or Extraordinary items) # ^	2,756.5	1,470.6	2,296.1	7,632.0	7,358.2
Net Profit / (Loss) for the Period After Tax (After Exceptional and/or Extraordinary items) #	2,032.8	1,095.0	1,752.3	5,659.1	5,518.0
Total Comprehensive Income for the Period [Comprehensive Profit / (Loss) for the Period (After tax) and Other Comprehensive Income (After tax)]	1,931.7	1,059.1	1,695.4	5,579.0	5,391.2
Equity Share Capital	494.4	494.4	494.4	494.4	494.4
Reserves (Excluding Revaluation Reserve as Shown in the Audited Balance Sheet of Previous Year)	-	-	-	25,485.3	26,333.1
Earnings Per Share (of Rs.10/- each) (for Continuing and Discontinued Operations)					
1. Basic: (Not to be Annualised)	41.1	22.1	35.4	114.5	111.6
2. Diluted: (Not to be Annualised)	41.1	22.1	35.4	114.5	111.6

No exceptional and/or extra ordinary items in the above results
^ Includes share of profit/ (loss) of associates

KEY NUMBERS OF UNAUDITED STANDALONE FINANCIAL RESULTS FOR THE QUARTER ENDED MARCH 31, 2025

Particulars	Quarter Ended March 31, 2025 (Unaudited)	Quarter Ended December 31, 2024 (Unaudited)	Quarter Ended March 31, 2024 (Unaudited)	Year Ended March 31, 2025 (Audited)	Year Ended March 31, 2024 (Audited)
Revenue from Operations	12,133.7	12,561.0	12,034.0	49,199.2	45,701.3
Net Profit / (Loss) for the Period Before Tax	2,751.4	1,472.1	2,291.9	7,631.0	7,357.9
Net Profit / (Loss) for the Period After Tax	2,027.7	1,096.5	1,748.1	5,658.1	5,517.7
Total Comprehensive Income for the Period [Comprehensive Profit / (Loss) for the Period (After tax) and Other Comprehensive Income (After tax)]	1,926.6	1,060.6	1,691.2	5,578.0	5,390.9

a. The Standalone and Consolidated Financial Results have been reviewed and recommended by the Audit Committee and approved by the Board of Directors at their Meeting held on May 15, 2025. The above financial results for the quarter (unaudited) and year (audited) ended March 31, 2025 have been reviewed by the statutory auditors of the Company.

b. The above financial results have been prepared in accordance with the Companies (Indian Accounting Standards) Rules, 2015 (Ind AS prescribed under Section 133 of the Companies Act, 2013 and read with Rules framed thereunder and Regulation 33 of SEBI (Listing Obligations and Disclosure Requirements) Regulations, 2015, as amended from time to time.

c. The Company manufactures bearings and other related components and is of the view that it is a single business segment in accordance with Ind AS-108 - Operating Segments notified pursuant to Companies (Accounting Standards) Rules, 2015.

d. The Board of Directors have proposed a dividend of INR 14.5 per share on equity share of INR 10 each i.e. 145% subject to the approval of the members of the Company at the forthcoming Annual General Meeting. When approved by the members of the Company, this will involve payout of INR 716.9 million.

e. The figures of the last quarter ended March 31, 2025 are the balancing figures between audited figures in respect of the full financial year and unaudited published year to date figures upto the third quarter of the respective financial years and there are no material adjustments made in the results of the quarter ended March 31, 2025 which pertain to earlier periods.

f. The consolidated financial results includes financial results of a Wholly Owned Subsidiary and two associates of the Company for the quarter (unaudited) and year (audited) ended March 31, 2025.

g. The Board of Directors of the Company, its meeting held on 26 December 2024, basis the recommendation of Audit Committee and Independent Directors, approved scheme of arrangements of the Company, SKF India (Industrial) Limited ("SKFILL") (a wholly owned subsidiary of the Company, which was incorporated on 17 December 2024) and their respective shareholders and creditors, providing for the demerger of the Company's Industrial Business to SKFILL ("Proposed Transaction") in compliance with sections 230 to 232 and other applicable provisions of the Companies Act, 2013. Pursuant to this, the Company has received 'no adverse observations' and 'no objection' from BSE Limited and National Stock Exchange of India Limited, respectively. The Proposed Transaction is, inter alia, subject to receipt of requisite approvals from the statutory and regulatory authorities, including the approval from the shareholders and creditors of the Company, Hon'ble National Company Law Tribunal.

h. The figures for the previous year/periods have been regrouped/reclassified wherever necessary to confirm to current period's classification.

i. The Standalone and Consolidated Financial Results for the quarter (unaudited) and year (audited) ended March 31, 2025 are available on the BSE Limited website (URL: www.bseindia.com), the National Stock Exchange of India Limited website (URL: www.nseindia.com) and on the Company's website (URL: www.skf.com/in)

Date :- May 15, 2025
Place :- Gothenburg

SKF India Limited
Mukund Vasudevan
Managing Director

Piramal Pharma to Stay Away from Prescription Biz in India

Not evaluating acquisition targets at the moment, says chairperson

Rica Bhattacharyya

Mumbai: Piramal Pharma has no plans to enter domestic prescription formulations business for now, chairperson Nandini Piramal told ET, putting to rest a long speculation that the company is evaluating new targets. "No, not at the moment," Piramal told ET on being asked about possible plans.

"If we were to buy something where we have no synergies right now and anybody else who has a prescription business would get immediate synergies... And so the amount that they can afford to pay versus us... we wouldn't have that," Piramal said.

Piramal sold its domestic formulation business to Abbott for \$3.8 billion in 2010. The company's main businesses are in Contract Development and Manufacturing Organisation (CDMO), complex hospital generics business and an India-focused consumer healthcare business, selling over-the-counter (OTC) products.

In India, the company's consumer healthcare business crossed the strategic re-



We will continue to focus on organic brownfield expansion in the CDMO business
NANDINI PIRAMAL
Chairperson, Piramal Pharma

thus leading to lower capacity utilisation in the overseas CDMO sites. However, she added that the company's India sites are running at a healthy utilisation level.

She added that, "In many of our overseas sites, we have recently made investments and hence their utilisation will gradually pick up as we fill them with new orders."

About 69% of the company's revenue comes from regulated markets like the US, UK, Europe and Japan.

On overall future product pipeline, Piramal said there are 31 products in Phase 3 trial and 30 in phase 2 and 17 in phase 1.

The company posted 8% year-on-year growth in revenue from operations in Q4 and 12% in FY25 driven primarily by CDMO business, especially from on-patent commercial manufacturing. The company's net-debt to Ebitda ratio improved to 2x in FY25 versus 5.8x in FY23.

On future growth strategy, Piramal said, "We will continue to focus on organic brownfield expansion in the CDMO business." The company is looking at capex of \$100-125 million, said Piramal.

venue milestone of ₹1,000 crore in FY25.

Talking about the current global headwinds, Piramal said, "We are seeing macro-economic uncertainty and uneven improvement in biotech funding is leading to companies taking more time to decide and place orders."

High Spectrum Costs Could Impact India's Digital Goals, Says GSMA

Our Bureau

Growth Risk
India's spectrum costs among the highest globally, GSMA says. High base prices have led to unsold airwaves. Spectrum costs now take up 26% of telcos' recurring revenue.



New Delhi: Telcos in India are burdened by significant spectrum costs, one of the highest globally, which may impact the country's digital goals in coming years, London-based GSMA said in a recent report, adding that governments must prioritise long-term growth of the digital ecosystem.

High reserve prices, it said, have traditionally hindered spectrum sales in India, leading to unsold airwaves and contributing to spectrum scarcity. In other instances, hefty airwave base prices have also resulted in higher final prices paid by telcos in auctions.

"Governments and regulators must prioritise spectrum pricing that reflects market realities and fosters long-term digital growth. By ensuring spectrum is affordable, they can unlock

faster network expansion, better service quality, and greater digital inclusion for all of their citizens," said Vivek Badrinath, director-general of GSMA.

GSMA, which represents the global telecommunications industry with over 1,100 companies from the telecom ecosystem worldwide, said that even the lower unit prices in recent spectrum sales were "not sufficient to reverse the trend in spectrum cost build-up".

Further, the acquisition of new bands to support 5G and 4G networks, it said, has increased the spectrum cost burden between 2015 and 2023. It stands at "26% of operator recurring revenues and is among the highest in the world," the global telco association said in its findings.

According to GSMA, while recent rationalisation in spectrum pricing has been a catalyst and led to accelerated 5G rollouts, the burden of spectrum cost will continue to impact India's progress towards its digital goals.

Globally cumulative spectrum costs too account for 7% of operator revenues, a 65% increase over the past 10 years, the global telcom lobby body said. This, it said, has exacerbated the telecom industry's financial woes as the average revenue generated per MHz of spectrum has declined by 60% over the same period.

BHEL Q4 Net Rises to ₹505 cr on Industry Biz Push

Press Trust of India

New Delhi: State-owned engineering firm Bharat Heavy Electricals (BHEL) on Friday posted a 3% rise in its consolidated net profit to ₹504.5 crore in the March quarter compared to a year ago, mainly due to higher revenues from industry business.

The company had reported a consolidated net profit of ₹489.6 crore in the

quarter ended on March 31, 2024, it said in a regulatory filing.

Total income rose to ₹1,142.6 crore in the fourth quarter against ₹1,116.8 crore in the same period a year ago.

The revenues from industry business grew to ₹2,600.9 crore during the quarter from ₹2,691.9 crore a year ago.

The revenues from the power business climbed marginally to ₹6,192.4 crore in the quarter as compared to ₹6,188.3 crore a year ago.



During the fiscal 2024-25, the consolidated net profit increased to ₹533.9 crore from ₹282.2 crore in the previous financial year.

Total income in the fiscal advanced to ₹28,804.8 crore from ₹24,439.1 crore a year ago.

The board has recommended a final dividend at the rate of 25% (50 paise per share of ₹2 each) on the paid-up share capital of the company for FY 2024-25.

The final dividend, if declared by the company in the Annual General Meeting, will be paid within 30 days from the meeting date.

IOL Chemicals and Pharmaceuticals Limited

EXTRACT OF STANDALONE & CONSOLIDATED AUDITED FINANCIAL RESULTS FOR THE QUARTER/YEAR ENDED 31st MARCH 2025

Sr. No.	Particulars	Standalone				Consolidated					
		Quarter ended		Year ended		Quarter ended		Year ended			
		31.03.2025	31.12.2024	31.03.2024	31.03.2023	31.03.2025	31.12.2024	31.03.2024	31.03.2023		
1	Total Income from operations	532.30	527.37	511.44	2,101.61	2,162.86	532.31	527.37	511.44	2,101.62	2,162.86
2	Net Profit for the period (before tax, exceptional and/or extraordinary items)	44.90	27.82	37.77	137.89	182.64	44.70	27.80	37.20	137.96	181.65
3	Net Profit for the period before tax (after exceptional and/or extraordinary items)	44.90	27.82	37.77	137.89	182.64	44.70	27.80	37.20	137.96	181.65
4	Net Profit for the period after tax (after exceptional and/or extraordinary items)	31.62	20.55	28.19	101.00	135.42	31.42	20.53	27.62	101.07	134.43
5	Total Comprehensive Income for the period (comprising profit/(loss) for the period (after tax) and other comprehensive income (after tax))	31.64	20.44	28.50	99.56	134.13	31.44	20.42	27.93	99.63	133.14
6	Equity share capital	58.71	58.71	58.71	58.71	58.71	58.71	58.71	58.71	58.71	58.71
7	Other equity (Reserves excluding revaluation reserve)	1,628.70	1,620.54	1,552.62	1,628.70	1,552.62	1,628.95	1,620.99	1,552.80	1,628.95	1,552.80
8	Earning per equity share of ₹2/- each (for continuing and discontinued operations) (not annualised except for the year ended 31-Mar-2024 and 31-Mar-2025)	1.08	0.70	0.96	3.44	4.61	1.07	0.70	0.94	3.44	4.58

Basic and Diluted ₹

NOTES:

- The above is an extract of the detailed format of audited financial results for the quarter and year ended 31st March 2025 filed with the Stock Exchanges under Regulation 33 of the SEBI (Listing Obligations and Disclosure Requirements) Regulations, 2015. The full format of these financial results is available on the Stock Exchange websites i.e. www.bseindia.com & www.nseindia.com and on the Company's website www.iolcp.com.
- The above results have been reviewed by the Audit Committee and subsequently approved by the Board of Directors in their respective meetings held on 16th May 2025.
- The figures for the quarter ended 31st March 2025, as reported in the standalone and consolidated financial results, are the balancing figures between the audited figures for the year ended 31st March 2025 and the published year to date figures for 31st December 2024, which were subjected to limited review by the statutory auditors. The financial results can be accessed by scanning the QR Code:

For IOL Chemicals and Pharmaceuticals Limited
Sd/-
Vikas Gupta
Joint Managing Director
DIN: 07198109

Place: Ludhiana
Date: 16th May 2025

Regd Office: Village & Post Office Handiaya, Fatehgarh Channa Road, Barnala-148107, Punjab
Corporate Office: 85, Industrial Area 'A', Ludhiana-141003 (Punjab)
CIN: L24116PB1986PLC007030, Tel: +91-161-2225531-35, E-mail: contact@iolcp.com, www.iolcp.com

LESS FRICTION. MORE PROGRESS.

Scan the QR code to view the results on BSE

Scan the QR code to view the results on NSE

Scan the QR code to view the outcome of board meeting

Scan the QR code to view the financial results

Date :- May 15, 2025
Place :- Gothenburg

SKF India Limited
Mukund Vasudevan
Managing Director

SKF India Limited

CIN: L29130PN1961PLC213113
Registered Address: Chinchwad, Pune 411033 Maharashtra, India
Tel. No. : 91 - 20 66112500 | E-mail: investorindia@skf.com | Website : www.skf.com/in
FY24-25: Quarter - January to March 2025

Revenue
-3.4%
QoQ

Revenue
0.8%
YoY

PBT Growth
87.4%
QoQ

PBT Growth
20.0%
YoY

STATEMENT OF UNAUDITED CONSOLIDATED FINANCIAL RESULTS FOR THE QUARTER ENDED MARCH 31, 2025

Particulars	Quarter Ended	Quarter Ended	Quarter Ended	Year Ended	Year Ended
	March 31, 2025 (Unaudited)	December 31, 2024 (Unaudited)	March 31, 2024 (Unaudited)	March 31, 2025 (Audited)	March 31, 2024 (Audited)
Revenue from Operations	12,133.7	12,561.0	12,034.0	49,199.2	45,701.3
Net Profit / (Loss) for the Period (Before Tax, Exceptional and/or Extraordinary Items) # ^	2,756.5	1,470.6	2,296.1	7,632.0	7,358.2
Net Profit / (Loss) for the Period Before Tax (After Exceptional and/or Extraordinary Items) # ^	2,756.5	1,470.6	2,296.1	7,632.0	7,358.2
Net Profit / (Loss) for the Period After Tax (After Exceptional and/or Extraordinary Items) # ^	2,032.8	1,096.0	1,752.3	5,659.1	5,518.0
Total Comprehensive Income for the Period (Comprehensive Profit / (Loss) for the Period (After tax) and Other Comprehensive Income (After tax))	1,931.7	1,059.1	1,695.4	5,579.0	5,391.2
Equity Share Capital	494.4	494.4	494.4	494.4	494.4
Reserves (Excluding Revaluation Reserve as Shown in the Audited Balance Sheet of Previous Year)	-	-	-	25,485.3	26,333.1
Earnings Per Share (of Rs.10/- each) (for Continuing and Discontinued Operations)					
1. Basic: (Not to be Annualised)	41.1	22.1	35.4	114.5	111.6
2. Diluted: (Not to be Annualised)	41.1	22.1	35.4	114.5	111.6

No exceptional and/or extra ordinary items in the above results
^ Includes share of profit/(loss) of associates

KEY NUMBERS OF UNAUDITED STANDALONE FINANCIAL RESULTS FOR THE QUARTER ENDED MARCH 31, 2025

Particulars	Quarter Ended	Quarter Ended	Quarter Ended	Year Ended	Year Ended
	March 31, 2025 (Unaudited)	December 31, 2024 (Unaudited)	March 31, 2024 (Unaudited)	March 31, 2025 (Audited)	March 31, 2024 (Audited)
Revenue from Operations	12,133.7	12,561.0	12,034.0	49,199.2	45,701.3
Net Profit / (Loss) for the Period Before Tax	2,751.4	1,472.1	2,291.9	7,631.0	7,357.9
Net Profit / (Loss) for the Period After Tax	2,027.7	1,096.5	1,748.1	5,658.1	5,517.7
Total Comprehensive Income for the Period (Comprehensive Profit / (Loss) for the Period (After tax) and Other Comprehensive Income (After tax))	1,926.6	1,060.6	1,691.2	5,578.0	5,390.9

a. The Standalone and Consolidated Financial Results have been reviewed and recommended by the Audit Committee and approved by the Board of Directors at their Meeting held on May 15, 2025. The above financial results for the quarter (unaudited) and year (audited) ended March 31, 2025 have been reviewed by the statutory auditors of the Company.

b. The above financial results have been prepared in accordance with the Companies (Indian Accounting Standards) Rules, 2015 (Ind AS) prescribed under Section 133 of the Companies Act, 2013 and read with Rules framed thereunder and Regulation 33 of SEBI (Listing Obligations and Disclosure Requirements), 2015, as amended from time to time.

c. The Company manufactures bearings and other related components and is of the view that it is a single business segment in accordance with Ind AS 105- Operating Segments notified pursuant to Companies (Accounting Standards) Rules, 2015.

d. The Board of Directors have proposed a dividend of INR 14.5 per share on equity share of INR 10 each i.e. 145% subject to the approval of the members of the Company at the forthcoming Annual General Meeting. When approved by the members of the Company, this will involve payout of INR 716.9 million.

e. The figures of the last quarter ended March 31, 2025 are the balancing figures between audited figures in respect of the full financial year and unaudited published year to date figures upto the third quarter of the respective financial years and there are no material adjustments made in the results of the quarter ended March 31, 2025 which pertain to earlier periods.

f. The consolidated financial results include financial results of a Wholly Owned Subsidiary and two associates of the Company for the quarter (unaudited) and year (audited) ended March 31, 2025.

g. The Board of Directors of the Company, its meeting held on 26 December 2024, basis the recommendation of Audit Committee and Independent Directors, approved scheme of arrangements of the Company, SKF India (Industrial) Limited ("SKF IIL") a wholly owned subsidiary of the Company, which was incorporated on 17 December 2024 and their respective shareholders and creditors, providing for the demerger of the Company's Industrial Business to SKF IIL ("Proposed Transaction") in compliance with sections 230 to 232 and other applicable provisions of the Companies Act, 2013. Pursuant to this, the Company has received "no adverse observations" and "no objection" from BSE Limited and National Stock Exchange of India Limited, respectively. The Proposed Transaction is, inter alia, subject to receipt of requisite approvals from the statutory and regulatory authorities, including the approval from the shareholders and creditors of the Company, Hon'ble National Company Law Tribunal.

h. The figures for the previous year/periods have been regrouped/reclassified wherever necessary to conform to current period's classification.

i. The Standalone and Consolidated Financial Results for the quarter (unaudited) and year (audited) ended March 31, 2025 are available on the BSE Limited website (URL: www.bseindia.com), the National Stock Exchange of India Limited website (URL: www.nseindia.com) and the Company's website (URL: www.skf.com/in)

Trump Ends Gulf Tour with \$1.4T Investment Pledge from UAE

Oversees \$600 b investment deal with Saudi Arabia

US President Donald Trump on Friday concluded his Gulf tour in Abu Dhabi after overseeing the signing of another raft of multi-billion-dollar deals, while also securing a \$1.4 trillion investment pledge from the UAE.

The eye-watering amounts of money in investments were accompanied also by the lifting of decades-long sanctions on Syria and renewed optimism over an Iran nuclear deal during the multi-day trip across the Gulf. On his first foreign tour of his second term, Trump oversaw a \$200 billion order from Qatar Airways for Boeing jets and a \$600 billion investment from Saudi Arabia



Trump leaves for US after his Gulf trip on Friday, Reuters

including nearly \$142 billion in weapons, which the White House described as the largest-ever arms deal.

"I'm just thinking we have a president of the United States doing the selling," Trump quipped, during a business roundtable alongside Abu Dhabi Crown Prince Khalid bin Mohammed bin Zayed.

"I think I have to be a cheerleader for our country," he added.

OVER 93 KILLED IN GAZA

At least 93 people were killed by Israeli strikes in Gaza on Friday, the Gaza health ministry said.

Strikes overnight hit across Gaza, including the outskirts of Deir-al-Balah and the city of Khan Younis.

The ministry said hundreds more were injured in addition to those killed.

The widespread attacks across come as Trump finishes his visit to Gulf states but not Israel. Agencies

TEAMS PROBE

Microsoft May Find Window to Dodge EU Antitrust Fines

Microsoft is on track to dodge a hefty antitrust fine after European Union watchdogs said they're seeking feedback on the US software giant's offer to settle an investigation into illegal bundling of its Teams video-conferencing app.

The European Commission said Friday it started a so-called market test of Microsoft's proposal to sell Teams separately and to improve interoperability with competing services. The move follows a formal warning issued last year over alleged abuse of market dominance. Positive responses from rivals and customers would allow the EU's antitrust arm to drop the case without fines or findings of wrongdoing. The Brussels-based authority said it "invites comments on commitments offered by the firm to address competition concerns over its communication and collaboration product Teams to its popular productivity applications included in its suites for businesses Office 365 and Microsoft 365, such as Microsoft Word and Microsoft Outlook." Last year, the EU regulator alleged that Microsoft's practice fell foul of the bloc's competition rules. Bloomberg

Microsoft's proposal to sell Teams separately and to improve interoperability with competing services. The move follows a formal warning issued last year over alleged abuse of market dominance. Positive responses from rivals and customers would allow the EU's antitrust arm to drop the case without fines or findings of wrongdoing. The Brussels-based authority said it "invites comments on commitments offered by the firm to address competition concerns over its communication and collaboration product Teams to its popular productivity applications included in its suites for businesses Office 365 and Microsoft 365, such as Microsoft Word and Microsoft Outlook." Last year, the EU regulator alleged that Microsoft's practice fell foul of the bloc's competition rules. Bloomberg

Microsoft's proposal to sell Teams separately and to improve interoperability with competing services. The move follows a formal warning issued last year over alleged abuse of market dominance. Positive responses from rivals and customers would allow the EU's antitrust arm to drop the case without fines or findings of wrongdoing. The Brussels-based authority said it "invites comments on commitments offered by the firm to address competition concerns over its communication and collaboration product Teams to its popular productivity applications included in its suites for businesses Office 365 and Microsoft 365, such as Microsoft Word and Microsoft Outlook." Last year, the EU regulator alleged that Microsoft's practice fell foul of the bloc's competition rules. Bloomberg

Microsoft's proposal to sell Teams separately and to improve interoperability with competing services. The move follows a formal warning issued last year over alleged abuse of market dominance. Positive responses from rivals and customers would allow the EU's antitrust arm to drop the case without fines or findings of wrongdoing. The Brussels-based authority said it "invites comments on commitments offered by the firm to address competition concerns over its communication and collaboration product Teams to its popular productivity applications included in its suites for businesses Office 365 and Microsoft 365, such as Microsoft Word and Microsoft Outlook." Last year, the EU regulator alleged that Microsoft's practice fell foul of the bloc's competition rules. Bloomberg



IOL Chemicals and Pharmaceuticals Limited

EXTRACT OF STANDALONE & CONSOLIDATED AUDITED FINANCIAL RESULTS FOR THE QUARTER/YEAR ENDED 31st MARCH 2025

(₹ in Crore)

Sr. No.	Particulars	Standalone				Consolidated				
		Quarter ended		Year ended		Quarter ended		Year ended		
		31.03.2025 (Refer Note 3)	31.12.2024 (Unaudited)	31.03.2024 (Audited)	31.03.2024 (Audited)	31.03.2025 (Unaudited)	31.12.2024 (Audited)	31.03.2024 (Audited)	31.03.2024 (Audited)	31.03.2024 (Audited)
1	Total Income from operations	532.30	527.37	511.44	2,101.61	532.31	527.37	511.44	2,101.62	2,162.86
2	Net Profit for the period (before tax, exceptional and/or extraordinary items)	44.90	27.82	37.77	137.89	44.70	27.80	37.20	137.96	181.65
3	Net Profit for the period before tax (after exceptional and/or extraordinary items)	44.90	27.82	37.77	137.89	44.70	27.80	37.20	137.96	181.65
4	Net Profit for the period after tax (after exceptional and/or extraordinary items)	31.62	20.55	28.19	101.00	31.42	20.53	27.62	101.07	134.43
5	Total Comprehensive Income for the period (comprising profit/(loss) for the period (after tax) and other comprehensive income (after tax))	31.64	20.44	28.50	99.56	31.44	20.42	27.93	99.63	133.14
6	Equity share capital	58.71	58.71	58.71	58.71	58.71	58.71	58.71	58.71	58.71
7	Other equity (Reserves excluding revaluation reserve)	1,628.70	1,620.54	1,552.62	1,628.70	1,628.95	1,620.99	1,552.80	1,628.95	1,552.80
8	Earning per equity share of ₹2/- each (for continuing and discontinued operations) (not annualised except for the year ended 31-Mar-2024 and 31-Mar-2025)	1.08	0.70	0.96	3.44	1.07	0.70	0.94	3.44	4.58

Basic and Diluted ₹

NOTES:
1. The above is an extract of the detailed format of audited financial results for the quarter and year ended 31st March 2025 filed with the Stock Exchanges under Regulation 33 of the SEBI (Listing Obligations and Disclosure Requirements) Regulations, 2015. The full format of these financial results is available on the Stock Exchange websites i.e. www.bseindia.com & www.nseindia.com and on the Company's website www.iolcp.com.
2. The above results have been reviewed by the Audit Committee and subsequently approved by the Board of Directors in their respective meetings held on 16th May 2025.
3. The figures for the quarter ended 31st March 2025, as reported in the standalone and consolidated financial results, are the balancing figures between the audited figures for the year ended 31st March 2025 and the audited year to date figures for 31st December 2024, which were subjected to limited review by the statutory auditors. The financial results can be accessed by scanning the QR Code:



Place: Ludhiana
Date: 16th May 2025

For IOL Chemicals and Pharmaceuticals Limited
Sd/-
Vikas Gupta
Joint Managing Director
DIN: 07198109

Regd Office: Village & Post Office Handliaya, Fatehgarh Channa Road, Barnala-148107, Punjab
Corporate Office: 85, Industrial Area 'A', Ludhiana-141003 (Punjab)
CIN: L24116PB1986PLC007030, Tel: +91-161-2225531-35, E-mail: contact@iolcp.com, www.iolcp.com

'Iran Must Move Quickly on N-Proposal'

US President Donald Trump said the country had presented Iran with a proposal over its nuclear ambitions and that the country's negotiators needed to move soon as talks intensify. "They have a proposal, more importantly, they know they have to move quickly or something bad's going to happen," he said. Agencies

'Tariff Rates for Other Nations Within Weeks'

US President Donald Trump said he would set tariff rates for the country's trading partners "over the next two to three weeks," saying his administration lacks the capacity to negotiate deals with all of its trading partners. Bloomberg



Indian Highways Management Company Limited

(An initiative of National Highways Authority of India)
 Regd. Office: NHAI, G-5 & 6, Sector-10, Dwarka, New Delhi - 110075, India

IHMCL invites applications from dynamic and experienced individuals with proven career records to join its workforce for the following position:

Post	Number of Post
Chief Executive Officer (CEO)	01

Last date of receipt of application on 06.06.2025
 For details visit website <https://ihmcl.co.in/careers>



LIC Housing Finance Ltd.

LIC HOUSING FINANCE LTD
 CIN: L65922MH1989PLC052257
 Registered Office: Bombay Life Building, 2nd Floor, 45/47, Veer Nariman Road, Fort, Mumbai - 400001.
 Tel: +91-22-22049919, 22049799, Fax: +91-22-22049682
 Corporate Office: 131 Maker Tower, "P" Premises, 13th Floor, Cuffe Parade, Mumbai - 400005.
 Tel: +91-22-22178600, Fax: +91-22-22178777
 Email: lichousing@lichousing.com, Website: www.lichousing.com

CORRIGENDUM

In the advertisement of Audited Financial Results for the quarter and year ended March 31, 2025, published on May 16, 2025, there was an inadvertent typographical error wherein the figures of Profit After Tax (PAT) Growth and Net Interest Margin (NIM) were interchanged. The corrected figures are to be read as "PAT Growth for Q4: 2.86%" and "Net Interest Margin (NIM) for Q4: 2.86%". All other matter of the advertisement will remain unchanged.

For and on behalf of the Board
 Sd/-
 T. Adhikari
 Managing Director & CEO
 DIN: 10229197

Place: Mumbai
 Date: May 16, 2025



LESS FRICTION. MORE PROGRESS.



Scan the QR code to view the results on BSE



Scan the QR code to view the results on NSE




Scan the QR code to view the outcome of board meeting



Scan the QR code to view the financial results

Date :- May 15, 2025
 Place :- Gothenburg

SKF India Limited
Mukund Vasudevan
Managing Director



SKF India Limited

CIN: L29130PN1961PLC213113
 Registered Address: Chinchwad, Pune 411033 Maharashtra, India
 Tel. No. : 91 - 20 66112500 | E-mail: investorindia@skf.com | Website : www.skf.com/in
 FY24-25: Quarter - January to March 2025

Revenue
-3.4%
QoQ

Revenue
0.8%
YoY

PBT Growth
87.4%
QoQ

PBT Growth
20.0%
YoY

STATEMENT OF UNAUDITED CONSOLIDATED FINANCIAL RESULTS FOR THE QUARTER ENDED MARCH 31, 2025

Particulars	Quarter Ended March 31, 2025 (Unaudited)	Quarter Ended December 31, 2024 (Unaudited)	Quarter Ended March 31, 2024 (Audited)	Year Ended March 31, 2025 (Audited)	Year Ended March 31, 2024 (Audited)
	Rs in Millions				
Revenue from Operations	12,133.7	12,561.0	12,034.0	49,199.2	45,701.3
Net Profit / (Loss) for the Period (Before Tax, Exceptional and/or Extraordinary Items) #	2,756.5	1,470.6	2,296.1	7,632.0	7,358.2
Net Profit / (Loss) for the Period Before Tax (After Exceptional and/or Extraordinary Items) #	2,756.5	1,470.6	2,296.1	7,632.0	7,358.2
Net Profit / (Loss) for the Period After Tax (After Exceptional and/or Extraordinary Items) #	2,032.8	1,096.0	1,752.3	5,659.1	5,518.0
Total Comprehensive Income for the Period (Comprehensive Profit / (Loss) for the Period (After tax) and Other Comprehensive Income (After tax))	1,931.7	1,059.1	1,695.4	5,579.0	5,391.2
Equity Share Capital	494.4	494.4	494.4	494.4	494.4
Reserves (Excluding Revaluation Reserve as Shown in the Audited Balance Sheet of Previous Year)	-	-	-	25,485.3	26,333.1
Earnings Per Share (of Rs.10/- each) (for Continuing and Discontinued Operations)					
1. Basic: (Not to be Annualised)	411	221	354	114.5	111.6
2. Diluted: (Not to be Annualised)	411	221	354	114.5	111.6

No exceptional and/or extra ordinary items in the above results
 # Includes share of profit/(loss) of associates

KEY NUMBERS OF UNAUDITED STANDALONE FINANCIAL RESULTS FOR THE QUARTER ENDED MARCH 31, 2025

Particulars	Quarter Ended March 31, 2025 (Unaudited)	Quarter Ended December 31, 2024 (Unaudited)	Quarter Ended March 31, 2024 (Unaudited)	Year Ended March 31, 2025 (Audited)	Year Ended March 31, 2024 (Audited)
	Rs in Millions				
Revenue from Operations	12,133.7	12,561.0	12,034.0	49,199.2	45,701.3
Net Profit / (Loss) for the Period Before Tax	2,751.4	1,472.1	2,291.9	7,631.0	7,357.9
Net Profit / (Loss) for the Period After Tax	2,027.7	1,096.5	1,748.1	5,658.1	5,517.7
Total Comprehensive Income for the Period (Comprehensive Profit / (Loss) for the Period (After tax) and Other Comprehensive Income (After tax))	1,926.6	1,060.6	1,691.2	5,578.0	5,390.9

a. The Standalone and Consolidated Financial Results have been reviewed and recommended by the Audit Committee and approved by the Board of Directors at their Meeting held on May 15, 2025. The above financial results for the quarter (unaudited) and year (audited) ended March 31, 2025 have been reviewed by the statutory auditors of the Company.

b. The above financial results have been prepared in accordance with the Companies (Indian Accounting Standards) Rules, 2015 (Ind AS) prescribed under Section 133 of the Companies Act, 2013 and read with Rules framed thereunder and Regulation 33 of SEBI (Listing Obligations and Disclosure Requirements) Regulations, 2015, as amended from time to time.

c. The Company manufactures bearings and other related components and is of the view that it is a single business segment in accordance with Ind AS-106- Operating Segments notified pursuant to Companies (Accounting Standards) Rules, 2015.

d. The Board of Directors have proposed a dividend of INR 14.5 per share on equity share of INR 10 each i.e. 145% subject to the approval of the members of the Company at the forthcoming Annual General Meeting. When approved by the members of the Company, this will involve payout of INR 716.9 million.

e. The figures of the last quarter ended March 31, 2025 are the balancing figures between audited figures in respect of the full financial year and unaudited published year to date figures upto the third quarter of the respective financial years and there are no material adjustments made in the results of the quarter ended March 31, 2025 which pertain to earlier periods.

f. The consolidated financial results include financial results of a Wholly Owned Subsidiary and two associates of the Company for the quarter (unaudited) and year (audited) ended March 31, 2025.

g. The Board of Directors of the Company, its meeting held on 26 December 2024, basis the recommendation of Audit Committee and Independent Directors, approved scheme of arrangements of the Company, SKF India (Industrial) Limited ("SKF IIL") (a wholly owned subsidiary of the Company, which was incorporated on 17 December 2024) and their respective shareholders and creditors, providing for the demerger of the Company's Industrial Business to SKF IIL ("Proposed Transaction") in compliance with sections 230 to 232 and other applicable provisions of the Companies Act, 2013. Pursuant to this, the Company has received "no adverse observations" and "no objection" from BSE Limited and National Stock Exchange of India Limited, respectively. The Proposed Transaction is, inter alia, subject to receipt of requisite approvals from the statutory and regulatory authorities, including the approval from the shareholders and creditors of the Company, Hon'ble National Company Law Tribunal.

h. The figures for the previous year/periods have been regrouped/reclassified wherever necessary to conform to current period's classification.

i. The Standalone and Consolidated Financial Results for the quarter (unaudited) and year (audited) ended March 31, 2025 are available on the BSE Limited website (URL: www.bseindia.com), the National Stock Exchange of India Limited website (URL: www.nseindia.com) and on the Company's website (URL: www.skf.com/in)

Piramal Pharma to Stay Away from Prescription Biz in India

May consider buying OTC portfolios for its consumer healthcare biz focused on India



We will continue to focus on organic brownfield expansion in the CDMO business
NANDINI PIRAMAL
Chairperson, Piramal Pharma

Rica Bhattacharyya

Mumbai: Piramal Pharma has no plans to enter domestic prescription formulations business for now, chairperson Nandini Piramal told ET, putting to rest speculations that the company is evaluating acquisitions in this space.

The company, however, may consider acquiring over-the-counter (OTC) portfolios or individual brands and products for its India-focused consumer healthcare business, which crossed the strategic revenue milestone of ₹1,000 crore in FY25. It also may evaluate targets in its global complex hospital generic business.

Piramal explained that rivals that already have a prescription business would be willing to pay more for an acquisition target as they would get immediate synergies. "So, the amount that we can afford to pay versus us... we wouldn't have

The company is looking at capex of \$100-125 million, she said. Talking about the current global headwinds, Piramal said near-term macroeconomic uncertainty and uneven improvement in biotech funding is leading to customers taking more time to decide and place orders, thus leading to lower capacity utilisation in the overseas CDMO sites.

However, the company's India sites are running at a healthy utilisation level, she said. "In many of our overseas sites, we have recently made investments and hence their utilisation will gradually pick up as we fill them with new orders," she added.

About 69% of Piramal Pharma's revenue comes from regulated markets like the US, UK, Europe and Japan.

On overall future product pipeline, Piramal said there are 31 products in phase 3 trial, 30 in phase 2, and 177 in phase 1.

The company posted 8% year-on-year growth in revenue from operations for the fourth quarter of FY25 ended March and 12% growth for the full fiscal, driven primarily by CDMO business, especially from on-patent commercial manufacturing service business.

Its net debt to Ebitda ratio improved to 2.7x in FY25 versus 5.6x in FY23.

High Spectrum Costs Could Impact India's Digital Goals, Says GSMA

Our Bureau



Growth Risk
India's spectrum costs among the highest globally, GSMA says. High base prices have led to unsold airwaves. Spectrum costs now take up 26% of telcos' recurring revenue.

New Delhi: Telcos in India are burdened by significant spectrum costs, one of the highest globally, which may impact the country's digital goals in coming years, London-based GSMA said in a recent report, adding that governments must prioritise long-term growth of the digital ecosystem.

High reserve prices, it said, have traditionally hindered spectrum sales in India, leading to unsold airwaves and contributing to spectrum scarcity. In other instances, hefty airwave base prices have also resulted in higher final prices paid by telcos in auctions.

"Governments and regulators must prioritise spectrum pricing that reflects market realities and fosters long-term digital growth. By ensuring spectrum is affordable, they can unlock

faster network expansion, better service quality, and greater digital inclusion for all of their citizens," said Vivek Badrinath, director-general of GSMA, which represents the global telecommunications industry with over 1,100 companies from the telecom ecosystem worldwide, said that even the lower unit prices in recent spectrum sales were "not sufficient to reverse the trend in spec-

trum cost build-up". Further, the acquisition of new bands to support 5G and 4G networks, it said, has increased the spectrum cost burden between 2015 and 2023. It stands at "26% of operator recurring revenues and is among the highest in the world," the global telco association said in its findings. According to GSMA, while recent rationalisation in spectrum pricing has been a catalyst and led to accelerated 5G rollouts, the burden of spectrum cost will continue to impact India's progress towards its digital goals.

Globally cumulative spectrum costs too account for 7% of operator revenues, a 65% increase over the past 10 years, the global telecom lobby body said. This, it said, has exacerbated the telecom industry's financial woes as the average revenue generated per MHz of spectrum has declined by 60% over the same period.

BHEL Net Profit Rises 3% to ₹505 Crore in March Qtr

Press Trust of India

New Delhi: State-owned engineering firm Bharat Heavy Electricals (BHEL) on Friday posted a 3% rise in its consolidated net profit to ₹504.5 crore in the March quarter compared to a year ago, mainly due to higher revenues from industry business.

The company had reported a consolidated net profit of ₹489.6 crore in the

quarter ended on March 31, 2024, it said in a regulatory filing.

Total income rose to ₹1,142.6 crore in the fourth quarter against ₹1,116.8 crore in the same period a year ago.

The revenues from industry business grew to ₹2,800.9 crore during the quarter from ₹2,891.9 crore a year ago. The revenues from the power business climbed marginally to ₹6,192.4 crore in the quarter as compared to ₹6,188.3 crore a year ago.



During the fiscal 2024-25, the consolidated net profit increased to ₹33.9 crore from ₹28.2 crore in the previous financial year.

Total income in the fiscal advanced to ₹28,804.8 crore from ₹24,439.1 crore a year ago.

The board has recommended a final dividend at the rate of 25% (50 paise per share of ₹2 each) on the paid-up share capital of the company for FY 2024-25. The final dividend, if declared by the company in the Annual General Meeting, will be paid within 30 days from the meeting date.

IOL Chemicals and Pharmaceuticals Limited

EXTRACT OF STANDALONE & CONSOLIDATED AUDITED FINANCIAL RESULTS FOR THE QUARTER/YEAR ENDED 31st MARCH 2025

Sr. No.	Particulars	Standalone				Consolidated					
		Quarter ended		Year ended		Quarter ended		Year ended			
		31.03.2025	31.12.2024	31.03.2024	31.03.2023	31.03.2025	31.12.2024	31.03.2024	31.03.2023		
1	Total Income from operations	532.30	527.37	511.44	2,101.61	2,162.86	532.31	527.37	511.44	2,101.62	2,162.86
2	Net Profit for the period (before tax, exceptional and/or extraordinary items)	44.90	27.82	37.77	137.89	182.64	44.70	27.80	37.20	137.96	181.65
3	Net Profit for the period before tax (after exceptional and/or extraordinary items)	44.90	27.82	37.77	137.89	182.64	44.70	27.80	37.20	137.96	181.65
4	Net Profit for the period after tax (after exceptional and/or extraordinary items)	31.62	20.55	28.19	101.00	135.42	31.42	20.53	27.62	101.07	134.43
5	Total Comprehensive Income for the period (comprising profit/(loss) for the period (after tax) and other comprehensive income (after tax))	31.64	20.44	28.50	99.56	134.13	31.44	20.42	27.93	99.63	133.14
6	Equity share capital	58.71	58.71	58.71	58.71	58.71	58.71	58.71	58.71	58.71	58.71
7	Other equity (Reserves excluding revaluation reserve)	1,628.70	1,620.54	1,552.62	1,628.70	1,552.62	1,628.95	1,620.99	1,552.80	1,628.95	1,552.80
8	Earning per equity share of ₹2/- each (for continuing and discontinued operations) (not annualised except for the year ended 31-Mar-2024 and 31-Mar-2025)	1.08	0.70	0.96	3.44	4.61	1.07	0.70	0.94	3.44	4.58

Basic and Diluted ₹

NOTES:

- The above is an extract of the detailed format of audited financial results for the quarter and year ended 31st March 2025 filed with the Stock Exchanges under Regulation 33 of the SEBI (Listing Obligations and Disclosure Requirements) Regulations, 2015. The full format of these financial results is available on the Stock Exchange websites i.e. www.bseindia.com & www.nseindia.com and on the Company's website www.iolcp.com.
- The above results have been reviewed by the Audit Committee and subsequently approved by the Board of Directors in their respective meetings held on 16th May 2025.
- The figures for the quarter ended 31st March 2025, as reported in the standalone and consolidated financial results, are the balancing figures between the audited figures for the year ended 31st March 2025 and the published year to date figures for 31st December 2024, which were subjected to limited review by the statutory auditors. The financial results can be accessed by scanning the QR Code:

For IOL Chemicals and Pharmaceuticals Limited
Sd/-
Vikas Gupta
Joint Managing Director
DIN: 07198109

Place: Ludhiana
Date: 16th May 2025

Regd Office: Village & Post Office Handiaya, Fatehgarh Channa Road, Barnala-148107, Punjab
Corporate Office: 85, Industrial Area 'A', Ludhiana-141003 (Punjab)
CIN: L24116PB1986PLC007030, Tel: +91-161-2225531-35, E-mail: contact@iolcp.com, www.iolcp.com

LESS FRICTION. MORE PROGRESS.

SKF India Limited

CIN: L29130PN1961PLG213113
Registered Address: Chinchwad, Pune 411033 Maharashtra, India
Tel. No. : 91 - 20 6612500 | E-mail: investorindia@skf.com | Website : www.skf.com/in
FY24-25: Quarter - January to March 2025

Revenue	Revenue	PBT Growth	PBT Growth
-3.4%	0.8%	87.4%	20.0%
QoQ	YoY	QoQ	YoY

STATEMENT OF UNAUDITED CONSOLIDATED FINANCIAL RESULTS FOR THE QUARTER ENDED MARCH 31, 2025

Particulars	Quarter Ended March 31, 2025 (Unaudited)	Quarter Ended December 31, 2024 (Unaudited)	Quarter Ended March 31, 2024 (Unaudited)	Year Ended March 31, 2025 (Audited)	Year Ended March 31, 2024 (Audited)
Revenue from Operations	12,133.7	12,561.0	12,034.0	49,199.2	45,701.3
Net Profit / (Loss) for the Period (Before Tax, Exceptional and/or Extraordinary Items) # ^	2,756.5	1,470.6	2,296.1	7,632.0	7,358.2
Net Profit / (Loss) for the Period Before Tax (After Exceptional and/or Extraordinary Items) # ^	2,756.5	1,470.6	2,296.1	7,632.0	7,358.2
Net Profit / (Loss) for the Period After Tax (After Exceptional and/or Extraordinary Items) # ^	2,032.8	1,096.0	1,752.3	5,659.1	5,518.0
Total Comprehensive Income for the Period (Comprehensive Profit / (Loss) for the Period (After Tax) and Other Comprehensive Income (After tax))	1,931.7	1,059.1	1,695.4	5,579.0	5,391.2
Equity Share Capital	494.4	494.4	494.4	494.4	494.4
Reserves (Excluding Revaluation Reserve as Shown in the Audited Balance Sheet of Previous Year)	-	-	-	25,485.3	26,333.1
Earnings Per Share (of Rs.10/- each) (for Continuing and Discontinued Operations)	41.1	22.1	35.4	114.5	111.6
1. Basic: (Not to be Annualised)	41.1	22.1	35.4	114.5	111.6
2. Diluted: (Not to be Annualised)	41.1	22.1	35.4	114.5	111.6

No exceptional and/or extra ordinary items in the above results
^ Includes share of profit/ (loss) of associates

KEY NUMBERS OF UNAUDITED STANDALONE FINANCIAL RESULTS FOR THE QUARTER ENDED MARCH 31, 2025

Particulars	Quarter Ended March 31, 2025 (Unaudited)	Quarter Ended December 31, 2024 (Unaudited)	Quarter Ended March 31, 2024 (Unaudited)	Year Ended March 31, 2025 (Audited)	Year Ended March 31, 2024 (Audited)
Revenue from Operations	12,133.7	12,561.0	12,034.0	49,199.2	45,701.3
Net Profit / (Loss) for the Period Before Tax	2,751.4	1,472.1	2,291.9	7,631.0	7,357.9
Net Profit / (Loss) for the Period After Tax	2,027.7	1,096.5	1,748.1	5,658.1	5,517.7
Total Comprehensive Income for the Period (Comprehensive Profit / (Loss) for the Period (After Tax) and Other Comprehensive Income (After tax))	1,926.6	1,060.6	1,691.2	5,578.0	5,390.9

a. The Standalone and Consolidated Financial Results have been reviewed and recommended by the Audit Committee and approved by the Board of Directors at their Meeting held on May 15, 2025. The above financial results for the quarter (unaudited) and year (audited) ended March 31, 2025 have been reviewed by the statutory auditors of the Company.

b. The above financial results have been prepared in accordance with the Companies (Indian Accounting Standards) Rules, 2015 (Ind AS) prescribed under Section 133 of the Companies Act, 2013 and read with Rules framed thereunder and Regulation 33 of SEBI (Listing Obligations and Disclosure Requirements) Regulations, 2015, as amended from time to time.

c. The Company manufactures bearings and other related components and is of the view that it is a single business segment in accordance with Ind AS-106- Operating Segments notified pursuant to Companies (Accounting Standards) Rules, 2015.

d. The Board of Directors have proposed a dividend of INR 14.5 per share subject to the approval of the members of the Company at the Annual General Meeting of the Company at the forthcoming Annual General Meeting. When approved by the members of the Company, this will involve payout of INR 716.9 million.

e. The figures of the last quarter ended March 31, 2025 are the balancing figures between audited figures in respect of the full financial year and unaudited published year to date figures upto the third quarter of the respective financial years and there are no material adjustments made in the results of the quarter ended March 31, 2025 which pertain to earlier periods.

f. The consolidated financial results include financial results of a Wholly Owned Subsidiary and two associates of the Company for the quarter (unaudited) and year (audited) ended March 31, 2025.

g. The Board of Directors of the Company, its meeting held on 26 December 2024, basis the recommendation of Audit Committee and Independent Directors, approved scheme of arrangements of the Company, SKF India (Industrial) Limited ("SKF IIL") (a wholly owned subsidiary of the Company, which was incorporated on 17 December 2024) and their respective shareholders and creditors, providing for the demerger of the Company's Industrial Business to SKF IIL ("Proposed Transaction") in compliance with sections 230 to 232 and other applicable provisions of the Companies Act, 2013. Pursuant to this, the Company has received no adverse observations "and no objection" from BSE Limited and National Stock Exchange of India Limited, respectively. The Proposed Transaction is, inter alia, subject to receipt of requisite approvals from the statutory and regulatory authorities, including the approval from the shareholders and creditors of the Company, Hon'ble National Company Law Tribunal.

h. The figures for the previous year/periods have been regrouped/reclassified wherever necessary to conform to current period's classification.

i. The Standalone and Consolidated Financial Results for the quarter (unaudited) and year (audited) ended March 31, 2025 are available on the BSE Limited website (URL: www.bseindia.com), the National Stock Exchange of India Limited website (URL: www.nseindia.com) and on the Company's website (URL: www.skf.com/in/)

SKF India Limited
Mukund Vasudevan
Managing Director

Date :- May 15, 2025
Place :- Gothenburg

Scan the QR code to view the results on BSE

Scan the QR code to view the results on NSE

Scan the QR code to view the outcome of board meeting

Scan the QR code to view the financial results

Saturday, May 17, 2025

mint

livemint.com

US will set tariff rates in 2-3 weeks, says Trump

Hyundai Motor readies hybrid EVs for India

SENSEX 82,330.63 ↓ 200.11 NIFTY 25,019.80 ↓ 42.30 DOLLAR ₹85.52 ↑ ₹0.03 EURO ₹95.74 ↑ ₹0.10 OIL \$64.94 ↑ \$0.24 POUND ₹113.68 ↔ ₹0.00

FMCG firms to keep deal street buzzing

Dabur to Emami chase new markets, customers to drive growth

Suneera Tandon
suneera@htlive.com
NEW DELHI

India's cash-rich makers of staples to shampoos will press ahead with big-ticket acquisitions as they chase high-growth, premium targets to cushion themselves from an overall slowdown in urban consumption.

Dabur India Ltd, Marico Ltd and Emami Ltd will be the look-out for mergers and acquisitions (M&As) that help them enter new categories such as premium personal care and wellness, build a digital-first portfolio, and expand reach in the traditional market, executives said at earnings calls.

"If there is a new brand or a new category to be addressed, that is where M&A comes in and supplements our efforts of organic business with inorganic business," Mohit Mahotra, chief executive officer at Dabur India, said during the company's post-earnings call on 7 May.

Large fast-moving consumer goods (FMCG) makers build mass-market portfolios of soaps, salt, biscuits, shampoos and more for a broader reach. But new, urban consumers are increasingly buying skin serums, muesli, supplements, pet food, and healthy snacks or beverages.



M&A HUNT
FMCG firms eye premium personal care & wellness M&As

DEAL value may rise from 2024's \$2 bn to urban demand revival
FOCUS on digital, direct-to-consumer and regional brands

Some new brands, especially online, are even gaining market share from incumbents. This shift is happening when demand for mass-market products has remained under pressure due to heightened inflation.

Indian FMCG industry reported an 11% year-on-year value growth in the March quarter, while volumes grew 5.1%, according to data sourced from NielsenIQ. However, rural demand grew four times faster than growth in urban areas, where consumption further decelerated, it said.

TURN TO PAGE 13

Govt sees non-tax revenue boost for fiscal deficit goal

Rhik Kundu & Subhash Narayan
NEW DELHI

India is looking to maintain fiscal discipline backed by higher non-tax revenue, despite simmering global trade tensions and a potential spike in defence spending.

The Centre aims to achieve the fiscal deficit target of 4.1% of gross domestic product (GDP) in FY26 despite uncertainties, two people aware of the discussions said. India's fiscal deficit in FY25 stood at 4.8% of GDP under revised estimates.

The Union budget had set a non-tax revenue target of ₹5.83 trillion—₹47,738 crore from interest receipts, ₹3.25 trillion from dividends and profits comprising contributions from the central bank, state-run banks, central public sector enterprises (CPSEs), and ₹2.07 trillion from other non-tax sources.

"This reflects a calibrated fiscal strategy anchored in revenue strength rather than expenditure cuts," the first of the two people said in the condition of anonymity.

In FY25, non-tax revenue stood at ₹5.31 trillion (revised



India's fiscal deficit in FY25 stood at 4.8% of GDP.

estimates), according to the budget estimates for FY26. In FY26, the Centre expects an all-time high ₹2.5-2.5 trillion surplus transfer from the Reserve Bank of India (RBI), the official added. Last fiscal year, it had approved a dividend of ₹2.11 trillion for FY24—14% higher than that for FY23. The Centre also expects a record dividend from central public sector enterprises this year, the person cited above said.

On 12 May, Radhika Rao, executive director and senior economist, DBS Research Group said the transfer could be ₹2.5-2.7 trillion this year.

TURN TO PAGE 13

Beneath PAN data, signs of women's rise in economy

Greesh Chandra Prasad
greesh.p@livemint.com
NEW DELHI

Indian women are striding into economic activity more than ever before, if tax department data on permanent account numbers (PAN) is anything to go by.

More women than men secured permanent account numbers (PAN) in the last two fiscal years, signalling their rising participation in areas that require the 10-digit identification number. In FY25, 29.1 million PANs were issued to women, 23% more than the 23.7 million PANs issued to men, Income Tax department data showed. Similarly, in FY24, 38.1 million PANs were issued to women, 24% more than 30.7 million issued to men.

PAN is mandatory for filing tax returns, opening bank accounts, making high-value cash deposits, as well as buying stocks, property and four-wheelers. Welfare funds are usually transferred to beneficiaries' bank accounts, which are linked to a PAN.

The trend of rising women PAN holders aligns with the steady rise in women labour

TURN TO PAGE 13



Grow to buy Prosus-backed Fisdom for \$150 million
Online stock trading platform Grow has signed a definitive agreement to acquire wealth-tech startup Fisdom in an all-cash deal for around \$150 million, according to two people with knowledge of the development.

Turkey's Celebi sues Indian gov't over scrapping clearance
Turkey-based Celebi, which provides airport ground handling in India, has launched a legal challenge to New Delhi's decision to overturn its security clearance, arguing that "vague" national security concerns were cited without reasoning.

ReNew to invest ₹22,000 cr for 2.8GW hybrid RE project in AP
Nasdaq-listed ReNew Energy Global on Friday announced an investment of ₹22,000 crore to set up a hybrid renewable energy project in Andhra Pradesh. The 2.8GW project will include 1.8GW of solar, 1GW wind, and a 200MW battery energy storage system.

Brokerages downgrade IndusInd after latest upgrade issue
Foreign brokerages, including Investec and CLSA, have downgraded their recommendations on the shares of IndusInd Bank Ltd after the lender flagged two more accounting issues in its internal audit. It led to a financial hit of ₹1,900 crore.



SKF India Limited

CIN: L29130PN1961PLC213113
Registered Address: Chinchwad, Pune 411033 Maharashtra, India
Tel. No.: 91 - 20 66112500 | E-mail: investorindia@SKF.com | Website: www.skf.com/in
FY24-25: Quarter - January to March 2025

Revenue -3.4% QoQ	Revenue 0.8% YoY	PBT Growth 87.4% QoQ	PBT Growth 20.0% YoY
-------------------	------------------	----------------------	----------------------

STATEMENT OF UNAUDITED CONSOLIDATED FINANCIAL RESULTS FOR THE QUARTER ENDED MARCH 31, 2025

Particulars	Rs in Millions	
	Quarter Ended March 31, 2025 (Unaudited)	Quarter Ended March 31, 2024 (Unaudited)
Revenue from Operations	12,133.7	12,561.0
Net Profit / (Loss) for the Period (Before Tax, Exceptional and/or Extraordinary Items) # ^	2,756.5	1,470.6
Net Profit / (Loss) for the Period Before Tax (After Exceptional and/or Extraordinary Items) # ^	2,756.5	1,470.6
Net Profit / (Loss) for the Period After Tax (After Exceptional and/or Extraordinary Items) # ^	2,032.8	1,095.0
Total Comprehensive Income for the Period [Comprehensive Profit / (Loss) for the Period (After tax) and Other Comprehensive Income (After tax)]	1,931.7	1,059.1
Equity Share Capital	494.4	494.4
Reserves (Excluding Revaluation Reserve as Shown in the Audited Balance Sheet of Previous Year)	-	-
Earnings Per Share (of Rs. 10/- each) (for Continuing and Discontinued Operations)	41.1	22.1
1. Basic: (Not to be Annualised)	41.1	22.1
2. Diluted: (Not to be Annualised)	41.1	22.1

KEY NUMBERS OF UNAUDITED STANDALONE FINANCIAL RESULTS FOR THE QUARTER ENDED MARCH 31, 2025

Particulars	Rs in Millions	
	Quarter Ended March 31, 2025 (Unaudited)	Quarter Ended March 31, 2024 (Unaudited)
Revenue from Operations	12,133.7	12,561.0
Net Profit / (Loss) for the Period Before Tax	2,751.4	1,472.1
Net Profit / (Loss) for the Period After Tax	2,027.7	1,096.5
Total Comprehensive Income for the Period [Comprehensive Profit / (Loss) for the Period (After tax) and Other Comprehensive Income (After tax)]	1,926.6	1,060.6

a. The Standalone and Consolidated Financial Results have been reviewed and recommended by the Audit Committee and approved by the Board of Directors at their Meeting held on May 15, 2025. The above financial results for the quarter (unaudited) and year (audited) ended March 31, 2025 have been reviewed by the statutory auditors of the Company.
b. The above financial results have been prepared in accordance with the Companies (Indian Accounting Standards) Rules, 2015 (Ind AS) prescribed under Section 133 of the Companies Act, 2013 and read with the Rules framed thereunder and Regulation 33 of SEBI Listing Obligations and Disclosure Requirements, 2015, as amended from time to time.
c. The Company manufactures bearings and other related components and is of the view that it is a single business segment in accordance with Ind AS-108 "Operating Segment" notified pursuant to Companies (Accounting Standards) Rules, 2015.
d. The Board of Directors have proposed a dividend of INR 14.5 per share on equity share of INR 10 each i.e. 145% subject to the approval of the members of the Company at the forthcoming Annual General Meeting. When approved by the members of the Company, this will involve payment of INR 76.9 million.
e. The figures of the last quarter ended March 31, 2025 are the balancing figures between audited figures in respect of the full financial year and unaudited published year-to-date figures upto the third quarter of the respective financial years and there are no material adjustments made in the results of the quarter ended March 31, 2025 which pertain to earlier periods.
f. The consolidated financial results includes financial results of a Wholly Owned Subsidiary and two associates of the Company for the quarter (unaudited) and year (audited) ended March 31, 2025.
g. The Board of Directors of the Company, its meeting held on 25 December 2024, basis the recommendation of Audit Committee and Independent Directors, approved scheme of amalgamation of the Company, SKF India (Industrial) Limited ("SKF IIL") to wholly owned subsidiary of the Company, which was incorporated on 31 December 2024 and their respective shareholders and creditors, providing for the demerger of the Company's Industrial Business to SKF IIL ("Proposed Transaction") in compliance with sections 230 to 232 and other applicable provisions of the Companies Act, 2013. Pursuant to this, the Company has received "no adverse observations" and "no objection" from BSE Limited and National Stock Exchange of India Limited, respectively. The Proposed Transaction is, inter alia, subject to receipt of requisite approvals from the statutory and regulatory authorities, including the approval from the shareholders and creditors of the Company, Hon'ble National Company Law Tribunal.
h. The figures for the previous year/periods have been regrouped/renamed/renamed to conform to current period's classification.
i. The Standalone and Consolidated Financial Results for the quarter (unaudited) and year (audited) ended March 31, 2025 are available on the BSE Limited website (URL: www.bseindia.com), the National Stock Exchange of India Limited website (URL: www.nseindia.com) and on the Company's website (URL: www.skf.com/in).



Saturday, May 17, 2025

mint

livemint.com

US will set tariff rates in 2-3 weeks, says Trump

Hyundai Motor readies hybrid EVs for India

SENSEX 82,330.63 ↓ 200.11 NIFTY 25,019.80 ↓ 42.30 DOLLAR ₹85.52 ↑ ₹0.03 EURO ₹95.74 ↑ ₹10.10 OIL \$64.94 ↑ \$0.24 POUND ₹113.68 ↔ ₹0.00

FMCG firms to keep deal street buzzing

Dabur to Emami chase new markets, customers to drive growth

Suneera Tandon
suneera.t@live.com
NEW DELHI

India's cash-rich makers of staples to shampoos will press ahead with big-ticket acquisitions as they chase high-growth, premium targets to cushion themselves from an overall slowdown in urban consumption.

Dabur India Ltd, Marico Ltd and Emami Ltd will be the look-out for mergers and acquisitions (M&As) that help them enter new categories such as premium personal care and wellness, build a digital-first portfolio, and expand reach in the traditional market, executives said at earnings calls.

"If there is a new brand or a new category to be addressed, that is where M&A comes in and supplements our efforts of organic business with inorganic business," Mohit Mahotra, chief executive officer at Dabur India, said during the company's post-earnings call on 7 May.

Large fast-moving consumer goods (FMCG) makers build mass-market portfolios of soaps, salt, biscuits, shampoos and more for a broader reach. But new, urban consumers are increasingly buying skin serums, muesli, supplements, pet food, and healthy snacks or beverages.



M&A HUNT
FMCG firms eye premium personal care & wellness M&As

DEAL value may rise from 2024's \$2 bn to urban demand revival

FOCUS on digital, direct-to-consumer and regional brands

Some new brands, especially online, are even gaining market share from incumbents. This shift is happening when demand for mass-market products has remained under pressure due to heightened inflation.

Indian FMCG industry reported an 11% year-on-year value growth in

the March quarter, while volumes grew 5.1%, according to data sourced from NielsenIQ. However, rural demand grew four times faster than growth in urban areas, where consumption further decelerated, it said.

TURN TO PAGE 13

Govt sees non-tax revenue boost for fiscal deficit goal

Rhik Kundu & Subhash Narayan
NEW DELHI

India is looking to maintain fiscal discipline backed by higher non-tax revenue, despite simmering global trade tensions and a potential spike in defence spending.

The Centre aims to achieve the fiscal deficit target of 4.1% of gross domestic product (GDP) in FY26 despite uncertainties, two people aware of the discussions said. India's fiscal deficit in FY25 stood at 4.8% of GDP under revised estimates.

The Union budget had set a non-tax revenue target of ₹5.83 trillion—₹47,738 crore from interest receipts, ₹3.25 trillion from dividends and profits comprising contributions from the central bank, state-run banks, central public sector enterprises (CPSEs), and ₹2.07 trillion from other non-tax sources.

"This reflects a calibrated fiscal strategy anchored in revenue strength rather than expenditure cuts," the first of the two people said in the condition of anonymity.

In FY25, non-tax revenue stood at ₹5.31 trillion (revised



India's fiscal deficit in FY25 stood at 4.8% of GDP.

estimates), according to the budget estimates for FY26. In FY26, the Centre expects an all-time high ₹2.5-2.5 trillion surplus transfer from the Reserve Bank of India (RBI), the official added. Last fiscal year, it had approved a dividend of ₹2.11 trillion for FY24—14% higher than that for FY23. The Centre also expects a record dividend from central public sector enterprises this year, the person cited above said.

On 12 May, Radhika Rao, executive director and senior economist, DBS Research Group said the transfer could be ₹2.5-2.7 trillion this year.

TURN TO PAGE 13

Beneath PAN data, signs of women's rise in economy

Greesh Chandra Prasad
greesh.p@livemint.com
NEW DELHI

Indian women are striding into economic activity more than ever before, if tax department data on permanent account numbers (PAN) is anything to go by.

More women than men secured permanent account numbers (PAN) in the last two fiscal years, signalling their rising participation in areas that require the 10-digit identification number. In FY25, 29.1 million PANs were issued to women, 23% more than the 23.7 million PANs issued to men, Income Tax department data showed. Similarly, in FY24, 38.1 million PANs were issued to women, 24% more than 30.7 million issued to men.

PAN is mandatory for filing tax returns, opening bank accounts, making high-value cash deposits, as well as buying stocks, property and four-wheelers. Welfare funds are usually transferred to beneficiaries' bank accounts, which are linked to a PAN.

The trend of rising women PAN holders aligns with the steady rise in women labour

TURN TO PAGE 13



Grow to buy Prosus-backed Fisdom for \$150 million
Online stock trading platform Grow has signed a definitive agreement to acquire wealth-tech startup Fisdom in an all-cash deal for around \$150 million, according to two people with knowledge of the development.

Turkey's Celebi sues Indian govt over scrapping clearance
Turkey-based Celebi, which provides airport ground handling in India, has launched a legal challenge to New Delhi's decision to overturn its security clearance, arguing that "vague" national security concerns were cited without reasoning.

ReNew to invest ₹22,000 cr for 2.8GW hybrid RE project in AP
Nasdaq-listed ReNew Energy Global on Friday announced an investment of ₹22,000 crore to set up a hybrid renewable energy project in Andhra Pradesh. The 2.8GW project will include 1.8GW of solar, 1GW wind, and a 200MW battery energy storage system.

Brokerages downgrade IndusInd after latest upgrading issue
Foreign brokerages, including Investec and CLSA, have downgraded their recommendations on the shares of IndusInd Bank Ltd after the lender flagged two more accounting issues in its internal audit. It led to a financial hit of ₹1,900 crore.



SKF India Limited

CIN: L29130PN1961PLC213113
Registered Address: Chinchwad, Pune 411033 Maharashtra, India
Tel. No. : 91 - 20 66112500 | E-mail: investorindia@SKF.com | Website : www.skf.com/in
FY24-25: Quarter - January to March 2025

Revenue	-3.4%	Revenue	0.8%	PBT Growth	87.4%	PBT Growth	20.0%
QoQ	↓	YoY	↑	QoQ	↑	YoY	↑

STATEMENT OF UNAUDITED CONSOLIDATED FINANCIAL RESULTS FOR THE QUARTER ENDED MARCH 31, 2025

Particulars	Rs in Millions	
	Quarter Ended March 31, 2025 (Unaudited)	Quarter Ended March 31, 2024 (Unaudited)
Revenue from Operations	12,133.7	12,561.0
Net Profit / (Loss) for the Period (Before Tax, Exceptional and/or Extraordinary Items) # ^	2,756.5	1,470.6
Net Profit / (Loss) for the Period Before Tax (After Exceptional and/or Extraordinary Items) # ^	2,756.5	1,470.6
Net Profit / (Loss) for the Period After Tax (After Exceptional and/or Extraordinary Items) # ^	2,032.8	1,095.0
Total Comprehensive Income for the Period [Comprehensive Profit / (Loss) for the Period (After tax) and Other Comprehensive Income (After tax)]	1,931.7	1,059.1
Equity Share Capital	494.4	494.4
Reserves (Excluding Revaluation Reserve as Shown in the Audited Balance Sheet of Previous Year)	-	-
Earnings Per Share (of Rs. 10/- each) (for Continuing and Discontinued Operations)	41.1	22.1
1. Basic: (Not to be Annualised)	41.1	22.1
2. Diluted: (Not to be Annualised)	41.1	22.1

KEY NUMBERS OF UNAUDITED STANDALONE FINANCIAL RESULTS FOR THE QUARTER ENDED MARCH 31, 2025

Particulars	Rs in Millions	
	Quarter Ended March 31, 2025 (Unaudited)	Quarter Ended March 31, 2024 (Unaudited)
Revenue from Operations	12,133.7	12,561.0
Net Profit / (Loss) for the Period Before Tax	2,751.4	1,472.1
Net Profit / (Loss) for the Period After Tax	2,027.7	1,096.5
Total Comprehensive Income for the Period [Comprehensive Profit / (Loss) for the Period (After tax) and Other Comprehensive Income (After tax)]	1,926.6	1,060.6

a. The Standalone and Consolidated Financial Results have been reviewed and recommended by the Audit Committee and approved by the Board of Directors at their Meeting held on May 15, 2025. The above financial results for the quarter (unaudited) and year (audited) ended March 31, 2025 have been reviewed by the statutory auditors of the Company.

b. The above financial results have been prepared in accordance with the Companies (Indian Accounting Standards) Rules, 2015 (Ind AS) prescribed under Section 133 of the Companies Act, 2013 and read with the Rules framed thereunder and Regulation 33 of SEBI Listing Obligations and Disclosure Requirements, 2015, as amended from time to time.

c. The Company manufactures bearings and other related components and is of the view that it is a single business segment in accordance with Ind AS-108 "Operating Segment" notified pursuant to Companies (Accounting Standards) Rules, 2015.

d. The Board of Directors has proposed a dividend of INR 14.5 per share on equity share of INR 10 each i.e. 145% subject to the approval of the members of the Company at the forthcoming Annual General Meeting. When approved by the members of the Company, this will involve payment of INR 76.9 million.

e. The figures of the last quarter ended March 31, 2025 are the balancing figures between audited figures in respect of the full financial year and unaudited published year to date figures upto the third quarter of the respective financial years and there are no material adjustments made in the results of the quarter ended March 31, 2025 which pertain to earlier periods.

f. The consolidated financial results includes financial results of a Wholly Owned Subsidiary and two associates of the Company for the quarter (unaudited) and year (audited) ended March 31, 2025.

g. The Board of Directors of the Company, its meeting held on 25 December 2024, basis the recommendation of Audit Committee and Independent Directors, approved scheme of amalgamation of the Company, SKF India (Industrial) Limited ("SKFII") to wholly owned subsidiary of the Company, which was incorporated on 31 December 2024 and their respective shareholders and creditors, providing for the demerger of the Company's Industrial Business to SKFII. ("Proposed Transaction") in compliance with sections 230 to 232 and other applicable provisions of the Companies Act, 2013. Pursuant to this, the Company has received "no adverse observations" and "no objection" from BSE Limited and National Stock Exchange of India Limited, respectively. The Proposed Transaction is, inter alia, subject to receipt of requisite approvals from the statutory and regulatory authorities, including the approval from the shareholders and creditors of the Company, Hon'ble National Company Law Tribunal.

h. The figures for the previous year periods have been regrouped/reclassified wherever necessary to conform to current period's classification.

i. The Standalone and Consolidated Financial Results for the quarter (unaudited) and year (audited) ended March 31, 2025 are available on the BSE Limited website (URL: www.bseindia.com), the National Stock Exchange of India Limited website (URL: www.nseindia.com) and on the Company's website (URL: www.skf.com/in).

Scan the QR code to view the results on BSE

Scan the QR code to view the results on NSE

Scan the QR code to view the outcome of board meeting

Scan the QR code to view the financial results

Saturday, May 17, 2025

mint

livemint.com

US will set tariff rates in 2-3 weeks, says Trump

Hyundai Motor readies hybrid EVs for India

SENSEX 82,330.63 ↓ 200.11 NIFTY 25,019.80 ↓ 42.30 DOLLAR ₹85.52 ↑ ₹0.03 EURO ₹95.74 ↑ ₹0.10 OIL \$64.94 ↑ \$0.24 POUND ₹113.68 ↔ ₹0.00

FMCG firms to keep deal street buzzing

Dabur to Emami chase new markets, customers to drive growth

Suneera Tandon
suneera.t@live.com
NEW DELHI

India's cash-rich makers of staples to shampoos will press ahead with big-ticket acquisitions as they chase high-growth, premium targets to cushion themselves from an overall slowdown in urban consumption.

Dabur India Ltd, Marico Ltd and Emami Ltd will be the look-out for mergers and acquisitions (M&As) that help them enter new categories such as premium personal care and wellness, build a digital-first portfolio, and expand reach in the traditional market, executives said at earnings calls.

"If there is a new brand or a new category to be addressed, that is where M&A comes in and supplements our efforts of organic business with inorganic business," Mohit Mahotra, chief executive officer at Dabur India, said during the company's post-earnings call on 7 May.

Large fast-moving consumer goods (FMCG) makers build mass-market portfolios of soaps, salt, biscuits, shampoos and more for a broader reach. But new, urban consumers are increasingly buying skin serums, muesli, supplements, pet food, and healthy snacks or beverages.



M&A HUNT
FMCG firms eye premium personal care & wellness M&As

DEAL value may rise from 2024's \$2 bn on urban demand revival
FOCUS on digital, direct-to-consumer and regional brands

Some new brands, especially online, are even gaining market share from incumbents. This shift is happening when demand for mass-market products has remained under pressure due to heightened inflation.

Indian FMCG industry reported an 11% year-on-year value growth in the March quarter, while volumes grew 5.1%, according to data sourced from NielsenIQ. However, rural demand grew four times faster than growth in urban areas, where consumption further decelerated, it said.

TURN TO PAGE 13

Govt sees non-tax revenue boost for fiscal deficit goal

Rhik Kundu & Subhash Narayan
NEW DELHI

India is looking to maintain fiscal discipline backed by higher non-tax revenue, despite simmering global trade tensions and a potential spike in defence spending.

The Centre aims to achieve the fiscal deficit target of 4.1% of gross domestic product (GDP) in FY26 despite uncertainties, two people aware of the discussions said. India's fiscal deficit in FY25 stood at 4.8% of GDP under revised estimates.

The Union budget had set a non-tax revenue target of ₹5.83 trillion—₹47,738 crore from interest receipts, ₹3.25 trillion from dividends and profits comprising contributions from the central bank, state-run banks, central public sector enterprises (CPSEs), and ₹2.07 trillion from other non-tax sources.

"This reflects a calibrated fiscal strategy anchored in revenue strength rather than expenditure cuts," the first of the two people said in the condition of anonymity.

In FY25, non-tax revenue stood at ₹5.31 trillion (revised



estimates), according to the budget estimates for FY26.

In FY26, the Centre expects an all-time high ₹2.5-2.5 trillion surplus transfer from the Reserve Bank of India (RBI), the official added. Last fiscal year, it had approved a dividend of ₹2.11 trillion for FY24—14% higher than that for FY23. The Centre also expects a record dividend from central public sector enterprises this year, the person cited above said.

On 12 May, Radhika Rao, executive director and senior economist, DBS Research Group said the transfer could be ₹2.5-2.7 trillion this year.

TURN TO PAGE 13

Beneath PAN data, signs of women's rise in economy

Greesh Chandra Prasad
greesh.p@livemint.com
NEW DELHI

Indian women are striding into economic activity more than ever before, if tax department data on permanent account numbers (PAN) is anything to go by.

More women than men secured permanent account numbers (PAN) in the last two fiscal years, signalling their rising participation in areas that require the 10-digit identification number. In FY25, 29.1 million PANs were issued to women, 23% more than the 23.7 million PANs issued to men, Income Tax department data showed. Similarly, in FY24, 38.1 million PANs were issued to women, 24% more than 30.7 million issued to men.

PAN is mandatory for filing tax returns, opening bank accounts, making high-value cash deposits, as well as buying stocks, property and four-wheelers. Welfare funds are usually transferred to beneficiaries' bank accounts, which are linked to a PAN.

The trend of rising women PAN holders aligns with the steady rise in women labour

TURN TO PAGE 13



Grow to buy Prosus-backed Fisdom for \$150 million
Online stock trading platform Grow has signed a definitive agreement to acquire wealth-tech startup Fisdom in an all-cash deal for around \$150 million, according to two people with knowledge of the development.

Turkey's Celebi sues Indian govt over scrapping clearance
Turkey-based Celebi, which provides airport ground handling in India, has launched a legal challenge to New Delhi's decision to overturn its security clearance, arguing that "vague" national security concerns were cited without reasoning.

ReNew to invest ₹22,000 cr for 2.8GW hybrid RE project in AP
Nasdaq-listed ReNew Energy Global on Friday announced an investment of ₹22,000 crore to set up a hybrid renewable energy project in Andhra Pradesh. The 2.8GW project will include 1.8GW of solar, 1GW wind, and a 200MW battery energy storage system.

Brokerages downgrade IndusInd after latest upgrade issue
Foreign brokerages, including Investec and CLSA, have downgraded their recommendations on the shares of IndusInd Bank Ltd after the lender flagged two more accounting issues in its internal audit. It led to a financial hit of ₹1,900 crore.



SKF India Limited

CIN: L29130PN1961PLC213113
Registered Address: Chinchwad, Pune 411033 Maharashtra, India
Tel. No.: 91 - 20 66112500 | E-mail: investorindia@SKF.com | Website: www.skf.com/in
FY24-25: Quarter - January to March 2025

Revenue -3.4% QoQ	Revenue 0.8% YoY	PBT Growth 87.4% QoQ	PBT Growth 20.0% YoY
-------------------	------------------	----------------------	----------------------

STATEMENT OF UNAUDITED CONSOLIDATED FINANCIAL RESULTS FOR THE QUARTER ENDED MARCH 31, 2025

Particulars	Rs in Millions				
	Quarter Ended March 31, 2025 (Unaudited)	Quarter Ended December 31, 2024 (Unaudited)	Quarter Ended March 31, 2024 (Unaudited)	Year Ended March 31, 2025 (Audited)	Year Ended March 31, 2024 (Audited)
Revenue from Operations	12,133.7	12,561.0	12,034.0	49,199.2	45,701.3
Net Profit / (Loss) for the Period (Before Tax, Exceptional and/or Extraordinary Items) # ^	2,756.5	1,470.6	2,296.1	7,632.0	7,358.2
Net Profit / (Loss) for the Period Before Tax (After Exceptional and/or Extraordinary Items) # ^	2,756.5	1,470.6	2,296.1	7,632.0	7,358.2
Net Profit / (Loss) for the Period After Tax (After Exceptional and/or Extraordinary Items) # ^	2,032.8	1,095.0	1,752.3	5,659.1	5,518.0
Total Comprehensive Income for the Period [Comprehensive Profit / (Loss) for the Period (After tax) and Other Comprehensive Income (After tax)]	1,931.7	1,059.1	1,695.4	5,579.0	5,391.2
Equity Share Capital	494.4	494.4	494.4	494.4	494.4
Reserves (Excluding Revaluation Reserve as Shown in the Audited Balance Sheet of Previous Year)	-	-	-	25,465.3	26,333.1
Earnings Per Share (of Rs. 10/- each) for Continuing and Discontinued Operations					
1. Basic: (Not to be Annualised)	41.1	22.1	35.4	114.5	111.6
2. Diluted: (Not to be Annualised)	41.1	22.1	35.4	114.5	111.6

KEY NUMBERS OF UNAUDITED STANDALONE FINANCIAL RESULTS FOR THE QUARTER ENDED MARCH 31, 2025

Particulars	Rs in Millions				
	Quarter Ended March 31, 2025 (Unaudited)	Quarter Ended December 31, 2024 (Unaudited)	Quarter Ended March 31, 2024 (Unaudited)	Year Ended March 31, 2025 (Audited)	Year Ended March 31, 2024 (Audited)
Revenue from Operations	12,133.7	12,561.0	12,034.0	49,199.2	45,701.3
Net Profit / (Loss) for the Period Before Tax	2,751.4	1,472.1	2,291.9	7,631.0	7,357.9
Net Profit / (Loss) for the Period After Tax	2,027.7	1,096.5	1,748.1	5,658.1	5,517.7
Total Comprehensive Income for the Period [Comprehensive Profit / (Loss) for the Period (After tax) and Other Comprehensive Income (After tax)]	1,926.6	1,060.6	1,691.2	5,578.0	5,390.9

a. The Standalone and Consolidated Financial Results have been reviewed and recommended by the Audit Committee and approved by the Board of Directors at their Meeting held on May 15, 2025. The above financial results for the quarter (unaudited) and year (audited) ended March 31, 2025 have been reviewed by the statutory auditors of the Company.

b. The above financial results have been prepared in accordance with the Companies (Indian Accounting Standards) Rules, 2015 (Ind AS) prescribed under Section 133 of the Companies Act, 2013 and read with the Rules framed thereunder and Regulation 33 of SEBI Listing Obligations and Disclosure Requirements, 2015, as amended from time to time.

c. The Company manufactures bearings and other related components and is of the view that it is a single business segment in accordance with Ind AS-108 "Operating Segments" notified pursuant to Companies (Accounting Standards) Rules, 2015.

d. The Board of Directors have proposed a dividend of INR 14.5 per share on equity share of INR 10 each i.e. 145% subject to the approval of the members of the Company at the forthcoming Annual General Meeting. When approved by the members of the Company, this will involve payment of INR 76.9 million.

e. The figures of the last quarter ended March 31, 2025 are the balancing figures between audited figures in respect of the full financial year and unaudited published year-to-date figures upto the third quarter of the respective financial years and there are no material adjustments made in the results of the quarter ended March 31, 2025 which pertain to earlier periods.

f. The consolidated financial results includes financial results of a Wholly Owned Subsidiary and two associates of the Company for the quarter (unaudited) and year (audited) ended March 31, 2025.

g. The Board of Directors of the Company, its meeting held on 25 December 2024, basis the recommendation of Audit Committee and Independent Directors, approved scheme of amalgamation of the Company, SKF India (Industrial) Limited ("SKF IIL") to wholly owned subsidiary of the Company, which was incorporated on 31 December 2024 and their respective shareholders and creditors, providing for the demerger of the Company's Industrial Business to SKF IIL ("Proposed Transaction") in compliance with sections 230 to 232 and other applicable provisions of the Companies Act, 2013. Pursuant to this, the Company has received "no adverse observations" and "no objection" from BSE Limited and National Stock Exchange of India Limited, respectively. The Proposed Transaction is, inter alia, subject to receipt of requisite approvals from the statutory and regulatory authorities, including the approval from the shareholders and creditors of the Company, Hon'ble National Company Law Tribunal.

h. The figures for the previous year/periods have been regrouped/modified to conform to current period's classification.

i. The Standalone and Consolidated Financial Results for the quarter (unaudited) and year (audited) ended March 31, 2025 are available on the BSE Limited website (URL: www.bseindia.com), the National Stock Exchange of India Limited website (URL: www.nseindia.com) and on the Company's website (URL: www.skf.com/in).

Scan the QR code to view the results on BSE | Scan the QR code to view the results on NSE | Scan the QR code to view the outcome of board meeting | Scan the QR code to view the financial results

Saturday, May 17, 2025

mint

livemint.com



US will set tariff rates in 2-3 weeks, says Trump ▶P13



Hyundai Motor readies hybrid EVs for India ▶P14

SENSEX **82,330.63** ↓ 200.11 NIFTY **25,019.80** ↓ 42.30 DOLLAR **₹85.52** ↑ ₹0.03 EURO **₹95.74** ↑ ₹0.10 OIL **\$64.94** ↑ \$0.24 POUND **₹113.68** ↔ ₹0.00

FMCG firms to keep deal street buzzing

Dabur to Emami chase new markets, customers to drive growth

Suneera Tandon
suneera.t@htlive.com
NEW DELHI

India's cash-rich makers of staples to shampoos will press ahead with big-ticket acquisitions as they chase high-growth, premium targets to cushion themselves from an overall slowdown in urban consumption.

Dabur India Ltd, Marico Ltd and Emami Ltd will be on the lookout for mergers and acquisitions (M&As) that help them enter new categories such as premium personal care and wellness, build a digital-first portfolio, and expand reach in the traditional market, executives said at earnings calls.

"If there is a new brand or a new category to be addressed, that is where M&A comes in and supplements our efforts of organic business with inorganic business," Mohit Malhotra, chief executive officer at Dabur India, said during the company's post-earnings call on 7 May.

Large fast-moving consumer goods (FMCG) makers built mass-market portfolios of soaps, salt, biscuits, shampoos and more for a broader reach. But new, urban consumers are increasingly buying skin serums, muesli, supplements, pet food, and healthy snacks or beverages.



APPETITE GROWS

M&A HUNT

FMCG firms eye premium personal care & wellness M&As

DEAL value may rise from 2024's \$2 bn on urban demand revival

FOCUS on digital, direct-to-consumer and regional brands

Some new brands, especially online, are even gaining market share from incumbents. This shift is happening when demand for mass-market products has remained under pressure due to heightened inflation.

Indian FMCG industry reported an 11% year-on-year value growth in

the March quarter, while volumes grew 5.1%, according to data sourced from NielsenIQ. However, rural demand grew four times faster than growth in urban areas, where consumption further decelerated, it said.

TURN TO PAGE 13

Govt sees non-tax revenue boost for fiscal deficit goal

Rhik Kundu & Subhash Narayan
NEW DELHI

India is looking to maintain fiscal discipline backed by higher non-tax revenue, despite simmering global trade tensions and a potential spike in defence spending.

The Centre aims to achieve the fiscal deficit target of 4.4% of gross domestic product (GDP) in FY26 despite uncertainties, two people aware of the discussions said. India's fiscal deficit in FY25 stood at 4.8% of GDP under revised estimates.

The Union budget had set a non-tax revenue target of ₹5.83 trillion—₹47,738 crore from interest receipts, ₹3.25 trillion from dividends and profits comprising contributions from the central bank, state-run banks, central public sector enterprises (CPSEs), and ₹2.07 trillion from other non-tax sources.

"This reflects a calibrated fiscal strategy anchored in revenue strength rather than expenditure cuts," the first of the two people said on the condition of anonymity.

In FY25, non-tax revenue stood at ₹5.31 trillion (revised



India's fiscal deficit in FY25 stood at 4.8% of GDP.. MINT

estimates), according to the budget estimates for FY26.

In FY26, the Centre expects an all-time high ₹2.3-2.5 trillion surplus transfer from the Reserve Bank of India (RBI), the official added. Last fiscal year, it had approved a dividend of ₹2.11 trillion for FY24—14% higher than that for FY23. The Centre also expects a record dividend from central public sector enterprises this year, the person cited above said.

On 12 May, Radhika Rao, executive director and senior economist, DBS Research Group said the transfer could be ₹2.5-2.7 trillion this year.

TURN TO PAGE 13

Beneath PAN data, signs of women's rise in economy

Gireesh Chandra Prasad
gireesh.p@livemint.com
NEW DELHI

Indian women are striding into economic activity more than ever before, if tax department data on permanent account numbers (PAN) is anything to go by.

More women than men secured permanent account numbers (PAN) in the last two fiscal years, signalling their rising participation in areas that require the 10-digit identification number. In FY25, 29.1 million PANs were issued to women, 23% more than the 23.7 million PANs issued to men, Income Tax department data showed. Similarly, in FY24, 38.1 million PANs were issued to women, 24% more than 30.7 million issued to men.

PAN is mandatory for filing tax returns, opening bank accounts, making high-value cash deposits, as well as buying stocks, property and four-wheelers. Welfare funds are usually transferred to beneficiaries' bank accounts, which are linked to a PAN.

The trend of rising women PAN holders aligns with the steady rise in women labour

TURN TO PAGE 13

DON'T MISS



Turkey's Celebi sues Indian govt over scrapping clearance

Turkey-based Celebi, which provides airport ground handling in India, has launched a legal challenge to New Delhi's decision to overturn its security clearance, arguing that "vague" national security concerns were cited without reasoning. >P15

Brokerages downgrade IndusInd after latest accounting issue

Foreign brokerages, including Investec and CLSA, have downgraded their recommendations on the shares of IndusInd Bank Ltd after the lender flagged two more accounting issues in its internal audits. It led to a financial hit of ₹1,960 crore. >P14

ReNew to invest ₹22,000 cr for 2.8GW hybrid RE project in AP

Nasdaq-listed ReNew Energy Global on Friday announced an investment of ₹22,000 crore to set up a hybrid renewable energy project in Andhra Pradesh. The 2.8GW project will include 1.8GW of solar, 1GW wind, and a 2GWh battery energy storage system. >P14

J&K seeks stake in NHPC's Sawalkot hydro project

Jammu and Kashmir is negotiating for a stake and revenue share in the 1,856MW Sawalkot hydropower project on the Chenab river with state-run NHPC Ltd, as it seeks to secure a direct income stream, said three people in the know seeking anonymity. >P14



LESS FRICTION. MORE PROGRESS.

SKF India Limited

CIN: L29130PN1961PLC213113
Registered Address: Chinchwad, Pune 411033 Maharashtra, India
Tel. No. : 91 - 20 66112500 | E-mail: investorIndia@SKF.com | Website : www.skf.com/in
FY24-25: Quarter - January to March 2025

Revenue -3.4% QoQ	Revenue 0.8% YoY	PBT Growth 87.4% QoQ	PBT Growth 20.0% YoY
-------------------	------------------	----------------------	----------------------

STATEMENT OF UNAUDITED CONSOLIDATED FINANCIAL RESULTS FOR THE QUARTER ENDED MARCH 31, 2025

Particulars	Rs in Millions				
	Quarter Ended March 31, 2025 (Unaudited)	Quarter Ended December 31, 2024 (Unaudited)	Quarter Ended March 31, 2024 (Unaudited)	Year Ended March 31, 2025 (Audited)	Year Ended March 31, 2024 (Audited)
Revenue from Operations	12,133.7	12,561.0	12,034.0	49,199.2	45,701.3
Net Profit / (Loss) for the Period (Before Tax, Exceptional and/or Extraordinary items) # ^	2,756.5	1,470.6	2,296.1	7,632.0	7,358.2
Net Profit / (Loss) for the Period Before Tax (After Exceptional and/or Extraordinary items) # ^	2,756.5	1,470.6	2,296.1	7,632.0	7,358.2
Net Profit / (Loss) for the Period After Tax (After Exceptional and/or Extraordinary items) #	2,032.8	1,095.0	1,752.3	5,659.1	5,518.0
Total Comprehensive Income for the Period [Comprehensive Profit / (Loss) for the Period (After tax) and Other Comprehensive Income (After tax)]	1,931.7	1,059.1	1,695.4	5,579.0	5,391.2
Equity Share Capital	494.4	494.4	494.4	494.4	494.4
Reserves (Excluding Revaluation Reserve as Shown in the Audited Balance Sheet of Previous Year)	-	-	-	25,485.3	26,333.1
Earnings Per Share (of Rs.10/- each) (for Continuing and Discontinued Operations)					
1. Basic: (Not to be Annualised)	41.1	22.1	35.4	114.5	111.6
2. Diluted: (Not to be Annualised)	41.1	22.1	35.4	114.5	111.6

No exceptional and/or extra ordinary items in the above results
^ Includes share of profit/ (loss) of associates

KEY NUMBERS OF UNAUDITED STANDALONE FINANCIAL RESULTS FOR THE QUARTER ENDED MARCH 31, 2025

Particulars	Rs in Millions				
	Quarter Ended March 31, 2025 (Unaudited)	Quarter Ended December 31, 2024 (Unaudited)	Quarter Ended March 31, 2024 (Unaudited)	Year Ended March 31, 2025 (Audited)	Year Ended March 31, 2024 (Audited)
Revenue from Operations	12,133.7	12,561.0	12,034.0	49,199.2	45,701.3
Net Profit / (Loss) for the Period Before Tax	2,751.4	1,472.1	2,291.9	7,631.0	7,357.9
Net Profit / (Loss) for the Period After Tax	2,027.7	1,096.5	1,748.1	5,658.1	5,517.7
Total Comprehensive Income for the Period [Comprehensive Profit / (Loss) for the Period (After tax) and Other Comprehensive Income (After tax)]	1,926.6	1,060.6	1,691.2	5,578.0	5,390.9

a. The Standalone and Consolidated Financial Results have been reviewed and recommended by the Audit Committee and approved by the Board of Directors at their Meeting held on May 15, 2025. The above financial results for the quarter (unaudited) and year (audited) ended March 31, 2025 have been reviewed by the statutory auditors of the Company.

b. The above financial results have been prepared in accordance with the Companies (Indian Accounting Standards) Rules, 2015 (Ind AS prescribed under Section 133 of the Companies Act, 2013 and read with Rules framed thereunder and Regulation 33 of SEBI (Listing Obligations and Disclosures Requirements) Regulations, 2015, as amended from time to time.

c. The Company manufactures bearings and other related components and is of the view that it is a single business segment in accordance with Ind AS-108- 'Operating Segments' notified pursuant to Companies (Accounting Standards) Rules, 2015.

d. The Board of Directors have proposed a dividend of INR 14.5 per share on equity share of INR 10 each i.e. 145% subject to the approval of the members of the Company at the forthcoming Annual General Meeting. When approved by the members of the Company, this will involve payout of INR 716.9 million.

e. The figures of the last quarter ended March 31, 2025 are the balancing figures between audited figures in respect of the full financial year and unaudited published year to date figures upto the third quarter of the respective financial years and there are no material adjustments made in the results of the quarter ended March 31, 2025 which pertain to earlier periods.

f. The consolidated financial results includes financial results of a Wholly Owned Subsidiary and two associates of the Company for the quarter (unaudited) and year (audited) ended March 31, 2025.

g. The Board of Directors of the Company, its meeting held on 26 December 2024, basis the recommendation of Audit Committee and Independent Directors, approved scheme of arrangements of the Company, SKF India (Industrial) Limited ("SKFIL") (a wholly owned subsidiary of the Company, which was incorporated on 17 December 2024) and their respective shareholders and creditors, providing for the demerger of the Company's Industrial Business to SKFIL ("Proposed Transaction") in compliance with sections 230 to 232 and other applicable provisions of the Companies Act, 2013. Pursuant to this, the Company has received 'no adverse observations' and 'no objection' from BSE Limited and National Stock Exchange of India Limited, respectively. The Proposed Transaction is, inter alia, subject to receipt of requisite approvals from the statutory and regulatory authorities, including the approval from the shareholders and creditors of the Company, Hon'ble National Company Law Tribunal.

h. The figures for the previous year/periods have been regrouped/reclassified wherever necessary to conform to current period's classification.

i. The Standalone and Consolidated Financial Results for the quarter (unaudited) and year (audited) ended March 31, 2025 are available on the BSE Limited website (URL: www.bseindia.com), the National Stock Exchange of India Limited website (URL: www.nseindia.com) and on the Company's website (URL: www.skf.com/in)

SKF India Limited
Mukund Vasudevan
Managing Director

Date: - May 15, 2025
Place: - Gothenburg



Scan the QR code to view the results on BSE



Scan the QR code to view the results on NSE



Scan the QR code to view the outcome of board meeting



Scan the QR code to view the financial results

Saturday, May 17, 2025

mint

livemint.com



US will set tariff rates in 2-3 weeks, says Trump ▶ P13



Hyundai Motor readies hybrid EVs for India ▶ P14

SENSEX 82,330.63 ↓ 200.11 NIFTY 25,019.80 ↓ 42.30 DOLLAR ₹85.52 ↑ ₹0.03 EURO ₹95.74 ↑ ₹0.10 OIL \$64.94 ↑ \$0.24 POUND ₹113.68 ↔ ₹0.00

FMCG firms to keep deal street buzzing

Dabur to Emami chase new markets, customers to drive growth

Suneera Tandon
suneera.t@htlive.com
NEW DELHI

India's cash-rich makers of staples to shampoos will press ahead with big-ticket acquisitions as they chase high-growth, premium targets to cushion themselves from an overall slowdown in urban consumption. Dabur India Ltd, Marico Ltd and Emami Ltd will be on the lookout for mergers and acquisitions (M&As) that help them enter new categories such as premium personal care and wellness, build a digital-first portfolio, and expand reach in the traditional market, executives said at earnings calls.

"If there is a new brand or a new category to be addressed, that is where M&A comes in and supplements our efforts of organic business with inorganic business," Mohit Malhotra, chief executive officer at Dabur India, said during the company's post-earnings call on 7 May.

Large fast-moving consumer goods (FMCG) makers built mass-market portfolios of soaps, salt, biscuits, shampoos and more for a broader reach. But new, urban consumers are increasingly buying skin serums, muesli, supplements, pet food, and healthy snacks or beverages.



APPETITE GROWS

M&A HUNT

FMCG firms eye premium personal care & wellness M&As

DEAL value may rise from 2024's \$2 bn on urban demand revival

FOCUS on digital, direct-to-consumer and regional brands

Some new brands, especially online, are even gaining market share from incumbents. This shift is happening when demand for mass-market products has remained under pressure due to heightened inflation.

Indian FMCG industry reported an 11% year-on-year value growth in

the March quarter, while volumes grew 5.1%, according to data sourced from NielsenIQ. However, rural demand grew four times faster than growth in urban areas, where consumption further decelerated, it said.

TURN TO PAGE 13

Govt sees non-tax revenue boost for fiscal deficit goal

Rhik Kundu & Subhash Narayan
NEW DELHI

India is looking to maintain fiscal discipline backed by higher non-tax revenue, despite simmering global trade tensions and a potential spike in defence spending.

The Centre aims to achieve the fiscal deficit target of 4.4% of gross domestic product (GDP) in FY26 despite uncertainties, two people aware of the discussions said. India's fiscal deficit in FY25 stood at 4.8% of GDP under revised estimates.

The Union budget had set a non-tax revenue target of ₹5.83 trillion—₹47,738 crore from interest receipts, ₹3.25 trillion from dividends and profits comprising contributions from the central bank, state-run banks, central public sector enterprises (CPSEs), and ₹2.07 trillion from other non-tax sources.

"This reflects a calibrated fiscal strategy anchored in revenue strength rather than expenditure cuts," the first of the two people said on the condition of anonymity.

In FY25, non-tax revenue stood at ₹5.31 trillion (revised



India's fiscal deficit in FY25 stood at 4.8% of GDP.. MINT

estimates), according to the budget estimates for FY26.

In FY26, the Centre expects an all-time high ₹2.3-2.5 trillion surplus transfer from the Reserve Bank of India (RBI), the official added. Last fiscal year, it had approved a dividend of ₹2.11 trillion for FY24—14% higher than that for FY23. The Centre also expects a record dividend from central public sector enterprises this year, the person cited above said.

On 12 May, Radhika Rao, executive director and senior economist, DBS Research Group said the transfer could be ₹2.5-2.7 trillion this year.

TURN TO PAGE 13

Beneath PAN data, signs of women's rise in economy

Gireesh Chandra Prasad
gireesh.p@livemint.com
NEW DELHI

Indian women are striding into economic activity more than ever before, if tax department data on permanent account numbers (PAN) is anything to go by.

More women than men secured permanent account numbers (PAN) in the last two fiscal years, signalling their rising participation in areas that require the 10-digit identification number. In FY25, 29.1 million PANs were issued to women, 23% more than the 23.7 million PANs issued to men, Income Tax department data showed. Similarly, in FY24, 38.1 million PANs were issued to women, 24% more than 30.7 million issued to men.

PAN is mandatory for filing tax returns, opening bank accounts, making high-value cash deposits, as well as buying stocks, property and four-wheelers. Welfare funds are usually transferred to beneficiaries' bank accounts, which are linked to a PAN.

The trend of rising women PAN holders aligns with the steady rise in women labour

TURN TO PAGE 13

DON'T MISS



Turkey's Celebi sues Indian govt over scrapping clearance

Turkey-based Celebi, which provides airport ground handling in India, has launched a legal challenge to New Delhi's decision to overturn its security clearance, arguing that "vague" national security concerns were cited without reasoning. >P15

Brokerages downgrade IndusInd after latest accounting issue

Foreign brokerages, including Investec and CLSA, have downgraded their recommendations on the shares of IndusInd Bank Ltd after the lender flagged two more accounting issues in its internal audits. It led to a financial hit of ₹1,960 crore. >P14

ReNew to invest ₹22,000 cr for 2.8GW hybrid RE project in AP

Nasdaq-listed ReNew Energy Global on Friday announced an investment of ₹22,000 crore to set up a hybrid renewable energy project in Andhra Pradesh. The 2.8GW project will include 1.8GW of solar, 1GW wind, and a 2GWh battery energy storage system. >P14

J&K seeks stake in NHPC's Sawalkot hydro project

Jammu and Kashmir is negotiating for a stake and revenue share in the 1,856MW Sawalkot hydropower project on the Chenab river with state-run NHPC Ltd, as it seeks to secure a direct income stream, said three people in the know seeking anonymity. >P14



LESS FRICTION. MORE PROGRESS.

SKF India Limited

CIN: L29130PN1961PLC213113
Registered Address: Chinchwad, Pune 411033 Maharashtra, India
Tel. No. : 91 - 20 66112500 | E-mail: investorIndia@SKF.com | Website : www.skf.com/in
FY24-25: Quarter - January to March 2025

Revenue -3.4% QoQ	Revenue 0.8% YoY	PBT Growth 87.4% QoQ	PBT Growth 20.0% YoY
-------------------	------------------	----------------------	----------------------

STATEMENT OF UNAUDITED CONSOLIDATED FINANCIAL RESULTS FOR THE QUARTER ENDED MARCH 31, 2025

Particulars	Rs in Millions				
	Quarter Ended March 31, 2025 (Unaudited)	Quarter Ended December 31, 2024 (Unaudited)	Quarter Ended March 31, 2024 (Unaudited)	Year Ended March 31, 2025 (Audited)	Year Ended March 31, 2024 (Audited)
Revenue from Operations	12,133.7	12,561.0	12,034.0	49,199.2	45,701.3
Net Profit / (Loss) for the Period (Before Tax, Exceptional and/or Extraordinary items) # ^	2,756.5	1,470.6	2,296.1	7,632.0	7,358.2
Net Profit / (Loss) for the Period Before Tax (After Exceptional and/or Extraordinary items) # ^	2,756.5	1,470.6	2,296.1	7,632.0	7,358.2
Net Profit / (Loss) for the Period After Tax (After Exceptional and/or Extraordinary items) #	2,032.8	1,095.0	1,752.3	5,659.1	5,518.0
Total Comprehensive Income for the Period [Comprehensive Profit / (Loss) for the Period (After tax) and Other Comprehensive Income (After tax)]	1,931.7	1,059.1	1,695.4	5,579.0	5,391.2
Equity Share Capital	494.4	494.4	494.4	494.4	494.4
Reserves (Excluding Revaluation Reserve as Shown in the Audited Balance Sheet of Previous Year)	-	-	-	25,485.3	26,333.1
Earnings Per Share (of Rs.10/- each) (for Continuing and Discontinued Operations)					
1. Basic: (Not to be Annualised)	41.1	22.1	35.4	114.5	111.6
2. Diluted: (Not to be Annualised)	41.1	22.1	35.4	114.5	111.6

No exceptional and/or extra ordinary items in the above results
^ Includes share of profit/ (loss) of associates


KEY NUMBERS OF UNAUDITED STANDALONE FINANCIAL RESULTS FOR THE QUARTER ENDED MARCH 31, 2025

Particulars	Rs in Millions				
	Quarter Ended March 31, 2025 (Unaudited)	Quarter Ended December 31, 2024 (Unaudited)	Quarter Ended March 31, 2024 (Unaudited)	Year Ended March 31, 2025 (Audited)	Year Ended March 31, 2024 (Audited)
Revenue from Operations	12,133.7	12,561.0	12,034.0	49,199.2	45,701.3
Net Profit / (Loss) for the Period Before Tax	2,751.4	1,472.1	2,291.9	7,631.0	7,357.9
Net Profit / (Loss) for the Period After Tax	2,027.7	1,096.5	1,748.1	5,658.1	5,517.7
Total Comprehensive Income for the Period [Comprehensive Profit / (Loss) for the Period (After tax) and Other Comprehensive Income (After tax)]	1,926.6	1,060.6	1,691.2	5,578.0	5,390.9

a. The Standalone and Consolidated Financial Results have been reviewed and recommended by the Audit Committee and approved by the Board of Directors at their Meeting held on May 15, 2025. The above financial results for the quarter (unaudited) and year (audited) ended March 31, 2025 have been reviewed by the statutory auditors of the Company.
b. The above financial results have been prepared in accordance with the Companies (Indian Accounting Standards) Rules, 2015 (Ind AS prescribed under Section 133 of the Companies Act, 2013 and read with Rules framed thereunder and Regulation 33 of SEBI (Listing Obligations and Disclosure Requirements) Regulations, 2015, as amended from time to time.
c. The Company manufactures bearings and other related components and is of the view that it is a single business segment in accordance with Ind AS-108- 'Operating Segments' notified pursuant to Companies (Accounting Standards) Rules, 2015.
d. The Board of Directors have proposed a dividend of INR 14.5 per share on equity share of INR 10 each i.e. 145% subject to the approval of the members of the Company at the forthcoming Annual General Meeting. When approved by the members of the Company, this will involve payout of INR 716.9 million.
e. The figures of the last quarter ended March 31, 2025 are the balancing figures between audited figures in respect of the full financial year and unaudited published year to date figures upto the third quarter of the respective financial years and there are no material adjustments made in the results of the quarter ended March 31, 2025 which pertain to earlier periods.
f. The consolidated financial results includes financial results of a Wholly Owned Subsidiary and two associates of the Company for the quarter (unaudited) and year (audited) ended March 31, 2025.
g. The Board of Directors of the Company, its meeting held on 26 December 2024, basis the recommendation of Audit Committee and Independent Directors, approved scheme of arrangements of the Company, SKF India (Industrial) Limited ("SKFIL") (a wholly owned subsidiary of the Company, which was incorporated on 17 December 2024) and their respective shareholders and creditors, providing for the demerger of the Company's Industrial Business to SKFIL ("Proposed Transaction") in compliance with sections 230 to 232 and other applicable provisions of the Companies Act, 2013. Pursuant to this, the Company has received 'no adverse observations' and 'no objection' from BSE Limited and National Stock Exchange of India Limited, respectively. The Proposed Transaction is, inter alia, subject to receipt of requisite approvals from the statutory and regulatory authorities, including the approval from the shareholders and creditors of the Company, Hon'ble National Company Law Tribunal.
h. The figures for the previous year/periods have been regrouped/reclassified wherever necessary to conform to current period's classification.
i. The Standalone and Consolidated Financial Results for the quarter (unaudited) and year (audited) ended March 31, 2025 are available on the BSE Limited website (URL: www.bseindia.com), the National Stock Exchange of India Limited website (URL: www.nseindia.com) and on the Company's website (URL: www.skf.com/in)

SKF India Limited
Mukund Vasudevan
Managing Director

Date: - May 15, 2025
Place: - Gothenburg



Saturday, May 17, 2025

mint

livemint.com



US will set tariff rates in 2-3 weeks, says Trump ▶P13



Hyundai Motor readies hybrid EVs for India ▶P14

SENSEX **82,330.63** ↓ 200.11 NIFTY **25,019.80** ↓ 42.30 DOLLAR **₹85.52** ↑ ₹0.03 EURO **₹95.74** ↑ ₹0.10 OIL **\$64.94** ↑ \$0.24 POUND **₹113.68** ↔ ₹0.00

FMCG firms to keep deal street buzzing

Dabur to Emami chase new markets, customers to drive growth

Suneera Tandon
suneera.t@htlive.com
NEW DELHI

India's cash-rich makers of staples to shampoos will press ahead with big-ticket acquisitions as they chase high-growth, premium targets to cushion themselves from an overall slowdown in urban consumption. Dabur India Ltd, Marico Ltd and Emami Ltd will be on the lookout for mergers and acquisitions (M&As) that help them enter new categories such as premium personal care and wellness, build a digital-first portfolio, and expand reach in the traditional market, executives said at earnings calls.

"If there is a new brand or a new category to be addressed, that is where M&A comes in and supplements our efforts of organic business with inorganic business," Mohit Malhotra, chief executive officer at Dabur India, said during the company's post-earnings call on 7 May.

Large fast-moving consumer goods (FMCG) makers built mass-market portfolios of soaps, salt, biscuits, shampoos and more for a broader reach. But new, urban consumers are increasingly buying skin serums, muesli, supplements, pet food, and healthy snacks or beverages.



TASTY DEALS

M&A HUNT

FMCG firms eye premium personal care & wellness M&As
DEAL value may rise from 2024's \$2 bn on urban demand revival
FOCUS on digital, direct-to-consumer and regional brands

Some new brands, especially online, are even gaining market share from incumbents. This shift is happening when demand for mass-market products has remained under pressure due to heightened inflation.

Indian FMCG industry reported an 11% year-on-year value growth in

the March quarter, while volumes grew 5.1%, according to data sourced from NielsenIQ. However, rural demand grew four times faster than growth in urban areas, where consumption further decelerated, it said.

TURN TO PAGE 13

Govt sees non-tax revenue boost for fiscal deficit goal

Rhik Kundu & Subhash Narayan
NEW DELHI

India is looking to maintain fiscal discipline backed by higher non-tax revenue, despite simmering global trade tensions and a potential spike in defence spending.

The Centre aims to achieve the fiscal deficit target of 4.4% of gross domestic product (GDP) in FY26 despite uncertainties, two people aware of the discussions said. India's fiscal deficit in FY25 stood at 4.8% of GDP under revised estimates.

The Union budget had set a non-tax revenue target of ₹5.83 trillion—₹47,738 crore from interest receipts, ₹3.25 trillion from dividends and profits comprising contributions from the central bank, state-run banks, central public sector enterprises (CPSEs), and ₹2.07 trillion from other non-tax sources.

"This reflects a calibrated fiscal strategy anchored in revenue strength rather than expenditure cuts," the first of the two people said on the condition of anonymity.

In FY25, non-tax revenue stood at ₹5.31 trillion (revised



India's fiscal deficit in FY25 stood at 4.8% of GDP.. MINT

estimates), according to the budget estimates for FY26.

In FY26, the Centre expects an all-time high ₹2.3-2.5 trillion surplus transfer from the Reserve Bank of India (RBI), the official added. Last fiscal year, it had approved a dividend of ₹2.11 trillion for FY24—14% higher than that for FY23. The Centre also expects a record dividend from central public sector enterprises this year, the person cited above said.

On 12 May, Radhika Rao, executive director and senior economist, DBS Research Group said the transfer could be ₹2.5-2.7 trillion this year.

TURN TO PAGE 13

Beneath PAN data, signs of women's rise in economy

Gireesh Chandra Prasad
gireesh.p@livemint.com
NEW DELHI

Indian women are striding into economic activity more than ever before, if tax department data on permanent account numbers (PAN) is anything to go by.

More women than men secured permanent account numbers (PAN) in the last two fiscal years, signalling their rising participation in areas that require the 10-digit identification number. In FY25, 29.1 million PANs were issued to women, 23% more than the 23.7 million PANs issued to men, Income Tax department data showed. Similarly, in FY24, 38.1 million PANs were issued to women, 24% more than 30.7 million issued to men.

PAN is mandatory for filing tax returns, opening bank accounts, making high-value cash deposits, as well as buying stocks, property and four-wheelers. Welfare funds are usually transferred to beneficiaries' bank accounts, which are linked to a PAN.

The trend of rising women PAN holders aligns with the steady rise in women labour

TURN TO PAGE 13

DON'T MISS



Grow to buy Prosus-backed Fisdom for \$150 million

Online stock trading platform Grow to acquire wealth-tech startup Fisdom in an all-cash deal for around \$150 million, according to two people with knowledge of the development. >P14

Turkey's Celebi sues Indian govt over scrapping clearance

Turkey-based Celebi, which provides airport ground handling in India, has launched a legal challenge to New Delhi's decision to overturn its security clearance, arguing that "vague" national security concerns were cited without reasoning. >P15

ReNew to invest ₹22,000 cr for 2.8GW hybrid RE project in AP

Nasdaq-listed ReNew Energy Global on Friday announced an investment of ₹22,000 crore to set up a hybrid renewable energy project in Andhra Pradesh. The 2.8GW project will include 1.8GW of solar, 1GW wind, and a 2GWh battery energy storage system. >P14

Brokerages downgrade IndusInd after latest accounting issue

Foreign brokerages, including Investec and CLSA, have downgraded their recommendations on the shares of IndusInd Bank Ltd after the lender flagged two more accounting issues in its internal audits. It led to a financial hit of ₹1,960 crore. >P14



LESS FRICTION. MORE PROGRESS.

SKF India Limited

CIN: L29130PN1961PLC213113
Registered Address: Chinchwad, Pune 411033 Maharashtra, India
Tel. No. : 91 - 20 66112500 | E-mail: investorIndia@SKF.com | Website : www.skf.com/in
FY24-25: Quarter - January to March 2025

Revenue -3.4% QoQ	↓	Revenue 0.8% YoY	↑	PBT Growth 87.4% QoQ	↑	PBT Growth 20.0% YoY	↑
--------------------------------	---	-------------------------------	---	-----------------------------------	---	-----------------------------------	---

STATEMENT OF UNAUDITED CONSOLIDATED FINANCIAL RESULTS FOR THE QUARTER ENDED MARCH 31, 2025

Particulars	Rs in Millions				
	Quarter Ended March 31, 2025 (Unaudited)	Quarter Ended December 31, 2024 (Unaudited)	Quarter Ended March 31, 2024 (Unaudited)	Year Ended March 31, 2025 (Audited)	Year Ended March 31, 2024 (Audited)
Revenue from Operations	12,133.7	12,561.0	12,034.0	49,199.2	45,701.3
Net Profit / (Loss) for the Period (Before Tax, Exceptional and/or Extraordinary items) # ^	2,756.5	1,470.6	2,296.1	7,632.0	7,358.2
Net Profit / (Loss) for the Period Before Tax (After Exceptional and/or Extraordinary items) # ^	2,756.5	1,470.6	2,296.1	7,632.0	7,358.2
Net Profit / (Loss) for the Period After Tax (After Exceptional and/or Extraordinary items) #	2,032.8	1,095.0	1,752.3	5,659.1	5,518.0
Total Comprehensive Income for the Period [Comprehensive Profit / (Loss) for the Period (After tax) and Other Comprehensive Income (After tax)]	1,931.7	1,059.1	1,695.4	5,579.0	5,391.2
Equity Share Capital	494.4	494.4	494.4	494.4	494.4
Reserves (Excluding Revaluation Reserve as Shown in the Audited Balance Sheet of Previous Year)	-	-	-	25,485.3	26,333.1
Earnings Per Share (of Rs.10/- each) (for Continuing and Discontinued Operations)					
1. Basic: (Not to be Annualised)	41.1	22.1	35.4	114.5	111.6
2. Diluted: (Not to be Annualised)	41.1	22.1	35.4	114.5	111.6

No exceptional and/or extra ordinary items in the above results
^ Includes share of profit/ (loss) of associates

KEY NUMBERS OF UNAUDITED STANDALONE FINANCIAL RESULTS FOR THE QUARTER ENDED MARCH 31, 2025

Particulars	Rs in Millions				
	Quarter Ended March 31, 2025 (Unaudited)	Quarter Ended December 31, 2024 (Unaudited)	Quarter Ended March 31, 2024 (Unaudited)	Year Ended March 31, 2025 (Audited)	Year Ended March 31, 2024 (Audited)
Revenue from Operations	12,133.7	12,561.0	12,034.0	49,199.2	45,701.3
Net Profit / (Loss) for the Period Before Tax	2,751.4	1,472.1	2,291.9	7,631.0	7,357.9
Net Profit / (Loss) for the Period After Tax	2,027.7	1,096.5	1,748.1	5,658.1	5,517.7
Total Comprehensive Income for the Period [Comprehensive Profit / (Loss) for the Period (After tax) and Other Comprehensive Income (After tax)]	1,926.6	1,060.6	1,691.2	5,578.0	5,390.9

a. The Standalone and Consolidated Financial Results have been reviewed and recommended by the Audit Committee and approved by the Board of Directors at their Meeting held on May 15, 2025. The above financial results for the quarter (unaudited) and year (audited) ended March 31, 2025 have been reviewed by the statutory auditors of the Company.
b. The above financial results have been prepared in accordance with the Companies (Indian Accounting Standards) Rules, 2015 (Ind AS prescribed under Section 133 of the Companies Act, 2013 and read with Rules framed thereunder and Regulation 33 of SEBI (Listing Obligations and Disclosures Requirements) Regulations, 2015, as amended from time to time.
c. The Company manufactures bearings and other related components and is of the view that it is a single business segment in accordance with Ind AS-108- 'Operating Segments' notified pursuant to Companies (Accounting Standards) Rules, 2015.
d. The Board of Directors have proposed a dividend of INR 14.5 per share on equity share of INR 10 each i.e. 145% subject to the approval of the members of the Company at the forthcoming Annual General Meeting. When approved by the members of the Company, this will involve payout of INR 716.9 million.
e. The figures of the last quarter ended March 31, 2025 are the balancing figures between audited figures in respect of the full financial year and unaudited published year to date figures upto the third quarter of the respective financial years and there are no material adjustments made in the results of the quarter ended March 31, 2025 which pertain to earlier periods.
f. The consolidated financial results includes financial results of a Wholly Owned Subsidiary and two associates of the Company for the quarter (unaudited) and year (audited) ended March 31, 2025.
g. The Board of Directors of the Company, its meeting held on 26 December 2024, basis the recommendation of Audit Committee and Independent Directors, approved scheme of arrangements of the Company, SKF India (Industrial) Limited ("SKFIL") (a wholly owned subsidiary of the Company, which was incorporated on 17 December 2024) and their respective shareholders and creditors, providing for the demerger of the Company's Industrial Business to SKFIL ("Proposed Transaction") in compliance with sections 230 to 232 and other applicable provisions of the Companies Act, 2013. Pursuant to this, the Company has received 'no adverse observations' and 'no objection' from BSE Limited and National Stock Exchange of India Limited, respectively. The Proposed Transaction is, inter alia, subject to receipt of requisite approvals from the statutory and regulatory authorities, including the approval from the shareholders and creditors of the Company, Hon'ble National Company Law Tribunal.
h. The figures for the previous year/periods have been regrouped/reclassified wherever necessary to conform to current period's classification.
i. The Standalone and Consolidated Financial Results for the quarter (unaudited) and year (audited) ended March 31, 2025 are available on the BSE Limited website (URL: www.bseindia.com), the National Stock Exchange of India Limited website (URL: www.nseindia.com) and on the Company's website (URL: www.skf.com/in)

Date: - May 15, 2025
Place: - Gothenburg

SKF India Limited
Mukund Vasudevan
Managing Director

Scan the QR code to view the results on BSE Scan the QR code to view the results on NSE Scan the QR code to view the outcome of board meeting Scan the QR code to view the financial results

