STLL Sindhu Trade Links Limited
Regd. Office : 129, Transport Centre, Rohtak Road, Punjabi Bagh, New Delhi-110035

Ref No. STLL/BSE-NSE/2026-27/36 Dated 02nd September, 2026

To

B.S.E. Limited
Floor 25, P.J Towers,
Dalal Street,
Mumbai- 400001

BSE Scrip Code: 532029

National Stock Exchange of India Limited
Exchange Plaza, 5th Floor, Plot No. C/1,
G Block, Bandra Kurla Complex,
Bandra (East), Mumbai - 400051

NSE Symbol: SINDHUTRAD

Sub.: Submission of BRSR Report of the Company for the financial year ended 31st March, 2026

Ref.:- Sindhu Trade Links Limited ("the Company")

Dear Sir / Mam,

With reference to amended provisions of regulation 34 of SEBI (LODR) Regulation, 2015, we are enclosing here-with the copy of BRSR Report of Sindhu Trade Links Limited for the financial year ended 31st March, 2026. Further such Report of the Company for the financial year ended 31st March, 2026 has also been uploaded at website of the Company as per following details:

https://sindhutrade.com/wp-content/uploads/2026/09/Annual-report-Final2026.pdf

Kindly take the same in your record.

Thanking You,
For Sindhu Trade Links Limited

SUCHI GUPTA

Digitally signed by SUCHI GUPTA
DN: c=IN, o=Personal, title=2252, 2.5.4.20=f1447e06291c0dfb6909a350c480944b5d80cbc6ed6ef3fb5e84cbbf0aa43ebd, postalCode=110034, st=Delhi, serialNumber=6d3bc2b1f998038016be29500e091159c197049b71a363c12a5e23d967d6332d1, cn=SUCHI GUPTA
Date: 2026.09.02 15:38:12 +05'30'

Suchi Gupta
Company Secretary

SINDHU TRADE LINKS LIMITED

ANNUAL REPORT 2025 - 2026

SINDHU TRADE LINKS LIMITED

Company Name: Sindhu Trade Links Limited

CIN: L63020DL1992PLC121695

Date of Incorporation: 22nd July, 1992

Web-presence: www.sindhutrade.com

Listed at: BSE & NSE

Contact Information

Registered Address: 129, Transport Centre, Rohtak Road, Punjabi Bagh, New Delhi – 110035

Corporate Office: 1502, 15th Floor, Tower A, Signature Tower, Sector – 30, Gurugram - 122003

Compliance Matters: corporatecompliance@sindhutrade.com

BOARD OF DIRECTORS

Promoter Director

Mr. Rudra Sen Sindhu – Chairman
Mr. Saurabh Sindhu
Mrs. Usha Sindhu

Independent Director

Mr. Ramesh Shah
Mr. Ram Niwas Hooda
Mrs. Nishi Sabharwal
Mr. Bal Krishan Sharma

CORPORATE OVERVIEW

Key Management

Company Secretary: Ms. Suchi Gupta

Chief Executive Officer: Mr. Vikas Singh Hooda

Chief Financial Officer: Mr. Ankur Gupta

Advisors & Agents

Registrar and Share Transfer Agent: Indus Shareshree Private Limited, G-65, Bali Nagar, New Delhi, Email: rs.kushwaha@indusinvest.com

Auditors: NGC & Associates LLP, Chartered Accountants, C-3/7, Safdarjung Development Area, New Delhi – 110016

Secretarial Auditor: Ms. Payal Sharma, Company Secretary, Z-418B, Sector - 12, NOIDA - 201301

BACKGROUND OF THE COMPANY

Core Business Areas

The Company is engaged in the business of transportation, investment and finance, Petrol Pump Operations, Power Distribution and Engineering Projects and Overseas Mining and Trading of Coal.

Our History

SINDHU TRADE LINKS LIMITED was duly incorporated on July 22, 1992 as a limited company under the name Bhandari Consultancy and Finance Limited with Registrar of Companies of Calcutta. To achieve the overall efficiency in business operation, economies of administration, technical and commercial spheres, the Board of the Company decided to underwent the Merger/ Amalgamation of the Seven Companies as approved by order of Hon'ble High Court of Delhi dated 19.01.2011. In consonance with the approved Scheme of Amalgamation the name of the Company was changed to Sindhu Trade Links Limited. Since then the Company is working under the name & style of Sindhu Trade Links Limited.

ACTIVITIES & OPERATIONS

Logistics

The Company owns a fleet of more than 200 Tippers and 100 Loaders and involved in operation of loading/transportation of Raw/Washed Coal. Presently, company is operating more than 600 Tippers and Loaders including the leased and attached Tippers.

Petrol Pump

The company is operating a Petrol Pump of IOCL in village Dhatura, Distt. Korba, C.G. The Company is having Tankers for transportation of Oil/Fuel/HSD from Depots of IOCL to the location of Petrol Pumps in various areas.

Other Miscellaneous

The company has inherited the lending business from merger of seven companies. The company is having Land/Building in Haryana, Chhattisgarh and Delhi on which rental income is received by the company.

CAPITAL EVOLUTION OF THE COMPANY

Sr. No.	Security Description	Date of Allotment	No. of shares	Issue price (Nominal)	Issue price (Premium)	Distinctive From	Distinctive To	Listed
1	Bonus Issue of Equity Shares in the ratio of 2:1	Record Date: May 21, 2022	From 51,39,76,260 to 154,19,28,780	NA	NA	51,39,76,261	1,54,19,28,780	YES
2	Equity Share Split from Face Value of Rs. 10/- to Rs. 1/- each.	Ex Date- 03.02.2022	From 5,13,97,626 to 51,39,76,260	-	-	-	-	YES
3	Equity Shares	20-05-2011	4,53,35,126	10	0	60,62,501	5,13,97,626	YES
4	Equity Shares	07-02-2003	10,62,500	10	0	50,00,001	60,62,501	YES
5	Equity Shares	29-05-1996	30,00,000	10	0	20,00,001	50,00,000	YES
6	Equity Shares	15-04-1996	5,62,495	10	0	14,37,506	20,00,000	YES
7	Equity Shares	31-03-1996	3,57,000	10	0	10,80,506	14,37,505	YES
8	Equity Shares	30-06-1995	9,69,300	10	0	1,11,206	10,80,505	YES
9	Equity Shares	29-07-1994	1,10,865	10	0	341	1,11,205	YES
10	Equity Shares	22-07-1992	340	10	0	1	340	YES

BRIEF PROFILE OF KEY PROMOTERS/ DIRECTORS



Mr. Rudra Sen Sindhu - Chairman

He is the Chairman of the company, completed his bachelor's degree in arts in 1976 from Birendra Narayan Chakrabarty University and joined the Indian Army in 1977. After completing the short service commission period of five years, he joined his family concern, M/s. Mitter Sen and Co., which was then engaged in the business of iron ore mining. Mr. Rudra Sen Sindhu has been with our Company since 1997.

He has approximately 46 years of experience in the field of coal mining and mining logistics. He has business interests in a number of companies engaged mainly in the business of mining and logistics, coal beneficiation, power generation, manufacturing of port-land cement, sponge iron and steel, stock broking, print media, finance and tourism.

He has been the Chairman of the Expert Committee on Coal since 2008 and the Co- Chairman of the National Coal Committee of ASSOCHAM since 2009. He is also engaged in several charitable activities and has been actively involved in social activities like rehabilitation of Gujarat earthquake victims as well as setting up schools in rural areas. He is the Chairman of our Company and is responsible for the management, control, direction and performance of the Company.

BOARD OF DIRECTORS

Mr. Saurabh Sindhu - Non-Executive Non-Independent Director

Mr. Saurabh Sindhu holds significant business interests across several verticals of the company with prime focus on mining, logistics, coal beneficiation, and power generation. He is known for his ability to make quick, well-informed decisions and for his pragmatic yet optimistic approach to work. These qualities have been instrumental in driving the group's strategic initiatives and operational efficiencies.

Mrs. Usha Sindhu - Non-Executive Non-Independent Director

Mrs. Usha Sindhu plays a key role in overseeing the Company's operations in the Chhattisgarh region. She holds executive positions in several other companies and brings strong management skills to the table. Her leadership has significantly contributed to the growth and development of the Company. She has diverse business interests in mining and logistics, coal beneficiation, power generation and finance.



Maj. Gen. Bal Krishan Sharma – Non-Executive Independent Director

A veteran Indian Army General Officer, Former Director General, United Service Institution of India (USI), with nearly 50 years of leadership across cross – domains; military, public service, strategic affairs, diplomacy, institution building, strategic risk assessment, scenario planning, and emerging technology. Offers boards a strong combination of policy making and implementation, geopolitical insight, government interface experience, crisis perspective, thought leadership, and values-driven stewardship

BOARD OF DIRECTORS

Mrs. Nishi Sabharwal - Non-Executive Independent Director

An accomplished corporate leader with over 41 years of experience in senior positions at organizations like Shyam Telecom Ltd, CITI Bank NA, American Express Bank, Standard Chartered Bank & Axis Bank. She specializes in Client Experience Management, Relationship Banking, Wealth Management, and more. She is passionate about increasing the participation of women in the corporate world.

Mr. Ramesh Shah - Non-Executive Independent Director

A qualified Chartered Accountant and Cost Accountant with a B.S. from the University of Kashmir (1977). He has over 30 years of experience heading functions like statutory audit, taxation, finance, costing, MIS, and mergers & acquisitions.

Mr. Ram Niwas Hooda - Non-Executive Independent Director

An Advocate by profession and former president of Bar Association of Rohtak, he is a well-known personality in social and professional circles in Rohtak as well as adjacent areas. He has an experience of more than 6 years in the Law Department of Maharishi Dayanand University, Rohtak. He is associated as an Independent Director with Company.

SENIOR MANAGEMENT / KMP'S

Mr. Vikas Singh Hooda - CEO

A Chartered Accountant with 24 years of diverse experience in media, logistics, mining Business, procurement, and corporate strategy. He played a pivotal role in establishing the Mega Food Park in Raipur and is a seasoned real estate investment strategist. He is responsible for managing the company's financial activities.

Mr. Ankur Gupta – "CFO"

Over 28 years of diversified experience in financial services, with expertise in NBFC operations, capital market finance, and other financial market products. He is considered as an authority on investment and wealth management vertical, including PMS and AIF. His core strengths are in management controls and process designing..

Ms. Suchi Gupta - CS

A qualified Company Secretary who has been with the company since 2016. She serves as the Secretarial Head, Compliance Officer, and Company Secretary, managing secretarial functions and ensuring compliance with corporate governance norms.

Other Senior Management

Mr. Vipan Malik – "Head Operations"

A veteran of logistics business associated with the company since 1994 in various roles, holding a postgraduate degree from Haryana Agricultural University. With 29 years of experience in automobile, mining, and logistics, his leadership has been instrumental in overseeing and optimizing the company's operations.

Mr. Wazir Singh Sihag – Head Fuel Procurement

A dedicated employee associated with the company with 35 years of vast experience. He specializes in managing stores and spares for heavy equipment and oversees the procurement of fuel, lubricants, and H.S.D., ensuring operational continuity and cost-effective sourcing.

OTHER SENIOR MANAGEMENT

Mr. Vikas Malik– Manager Workshops

A dedicated employee associated with the Company with 30 Years of Vast Experience. He brings a unique blend of operational leadership and strategic Operations expertise.

Mr. Nafe Singh – GM - Heavy Equipment

A dedicated employee associated with the company with 35 years of vast experience. A veteran of logistics business associated with the company since 1994 in various roles. his leadership has been instrumental in overseeing and optimizing the company's operations

Mr. Kuldeep Tanwar – AGM (Accounts)

A qualified Cost & Management Accountant with diverse experience in handling indirect taxation compliances. He manages the organizational compliance for Goods and Services Tax (GST) laws and managing other filings handling audits, along with other expert advice as required

BRIEF PROFILE OF THE COMPANY
SINDHU TRADE LINKS LIMITED

Our Company, Sindhu Trade Links Limited was duly incorporated on July 22, 1992 as a limited company under the name Bhandari Consultancy and Finance Limited with Registrar of Companies of Calcutta. The registered office of the Company was originally situated at 4, Synagogue Street, 2nd Floor, Calcutta - 700001, which was later shifted to C-101, New Multan Nagar, New Delhi-110056, i.e. from State of West Bengal to NCT of Delhi by order of CLB Eastern Region Bench vide C.P. No. 03(17)/ERB/2003 dated March 20, 2003 and the said order of CLB Eastern Region bench was registered with ROC, NCT of Delhi and Haryana on August 07, 2003. To achieve the overall efficiency in business operation, economies of administration, technical and commercial spheres, the Board of the Company decided to underwent the Merger/ Amalgamation of the M/s Uttaranchal Finance Limited, M/s Sindhu Trade Links Limited, M/s Parnami Habitat Developers Limited, M/s Sindhu Holdings Limited, M/s Garuda Imaging and Diagnostic Private Limited, M/s Suvidha Stock broking Services Private Limited, M/s Reward Vinimay Private Limited with the Company. The Scheme of Amalgamation got approved by order of Hon'ble High Court of Delhi dated January 19, 2011 and Hon'ble High Court of Calcutta dated August 19, 2010. In consonance with the approved Scheme of Amalgamation and by the approval of Government of India, Department of Company Affairs, Notification No. G.S. R 507 (E) dated 24/06/1985 vide SRN No. B13101761 dated June 01, 2011 the name of the Company was changed to Sindhu Trade Links Limited (name of the one of the transferor Companies involved in merger). Since then, the Company is working under the name & style of Sindhu Trade Links Limited.

Our Company is engaged in the business of logistics, trading of oil and Lubricants, investment and finance.

Our Product List

The Company is not into selling or manufacturing of products. The Company is engaged in providing logistics, transportation and mining support services.

There is no product list as such.

Our USP

Maintaining uninterrupted fleet of vehicles and equipment with the help of specialized workshops.

Our Group Companies

ACB (India) Limited (Group Company)
Sainik Mining and Allied Services Limited (Group Company)
Tandem Commercial Private Limited (Associate Company)
Indus Best Mega Food Parks Private Limited (Associate Company)
Shyam Indus Power Solutions Private Limited (Associate Company)

Our Manufacturing Units

Not Applicable

Our Corporate Office

1502, 15TH Floor, Signature Tower, Sector – 30, Gurugram – 124003, Haryana, India

Our Top 10 Customers, along with the Country names if outside India

1. ACB (India) Limited
2. Maruti Clean Coal and Power Limited
3. TRN Energy Private Limited
4. Sainik Mining and Allied Service Limited
5. South Eastern Coalfields Limited
6. Mangal Sponge and Steel Private Limited

7. API Ispat & Powertech Private Limited
8. VK Minerals Private Limited
9. Real Ispat & Power Limited
10. Shivalaya Ispat & Power Limited
11. Rattanindia Power Limited

Our Top 10 Suppliers, along with the Country names, if outside India

1. Hindustan Petroleum Corporations Limited
2. GP Petroleums Limited
3. VV Transport
4. VE Commercial Vehicle Limited
5. SS Industrial Corporation
6. New Horizons Asphalt Private Limited
7. GS Caltex Private Limited
8. Green International
9. CEAT Limited
10. Devshi Earth Movers Private Limited

Our Exports-

- **Units: None**
- **Products: None**
- **Revenue: None**
- **Exporting Countries: N.A**

Changes in business activity in last 3 years

Not Applicable

Capital Evolution of the Company including Public and Private Placements

1.	Particulars of Share Capital History							
Sr. No.	Security Description	Date of Allotment	No. of shares	Issue price		Distinctive Numbers		Listed
				Nominal Value	Premium	From	To	Yes /No
1.	Bonus Issue of Equity Shares in the ratio of 2:1	Record Date: May 21, 2022	From 51,39,76,260 to 154,19,28,780	NA	NA	51,39,76,261	154,19,28,780	YES
2.	Equity Share Split from Face Value of Rs. 10/- to Rs. 1/- each.	Record Date for Split is 04.02.2022 Ex Date- 03.02.2022	From 5,13,97,626 to 51,39,76,260	-	-	-	-	
3.	Equity Shares	20/05/2011	45335126	10	0	6062501	51397626	
4.	Equity Shares	07/02/2003	1062500	10	0	5000001	6062501	
5.	Equity Shares	29/05/1996	3000000	10	0	2000001	5000000	

6.	Equity Shares	15/04/1996	562495	10	0	1437506	2000000	
7.	Equity Shares	31/03/1996	357000	10	0	1080506	1437505	
8.	Equity Shares	30/06/1995	969300	10	0	111206	1080505	
9.	Equity Shares	29/07/1994	110865	10	0	341	111205	
10.	Equity Shares	22/07/1992	340	10	0	01	340	

***The Company has issued the 30,04,55,030 Equity Shares and 9,71,76,757 Preference Shares on Preferential Basis on 13th August, 2026. The same is yet to listed.**

Particulars of any reorganization, restructuring, amalgamation etc. in past five years
Not Applicable

Details of Places of Business of the Company

#	Description	State	Location	Status
1	Corporate Office	Haryana	1502, 15th Floor, Signature Tower, Sector – 30, Gurugram – 122003, Haryana, India	Rented
2	Registered Office	Delhi	129, Transport Centre, Rohtak Road, Punjabi Bagh, New Delhi – 110035, India	Rented

STLL Sindhu Trade Links Ltd.

"NOTICE OF ANNUAL GENERAL MEETING"

NOTICE OF AGM

Notice is hereby given that the 34th Annual General Meeting of the Company will be held on Saturday, 26th September, 2026 at 03:00 P.M. (I.S.T.) virtually through Video Conferencing (VC) / Other Audio Visual Means (OAVM) to transact the following business:

AS ORDINARY BUSINESS

1. To receive, consider and adopt the audited Balance Sheet as at March 31, 2026 (Standalone and Consolidated), Statement of Profit and Loss, Cash Flow Statement for the period ended on that date and the Auditor's Report thereon and the Directors' Report thereto;
2. To appoint a Director in place of Mr. Rudra Sen Sindhu (DIN No. 00006999), who retires by rotation and, being eligible, offers himself for re-appointment;
3. To appoint a Director in place of Mrs. Usha Sindhu (DIN No. 00033930), who retires by rotation and, being eligible, offers herself for re-appointment.

AS SPECIAL BUSINESS

4. **Re-appointment of Ms. Nishi Sabharwal (DIN: 06963293) as an Independent Director of the Company and in this regard to consider and if thought fit, to pass with or without modification(s), the following resolution as a Special Resolution:**

"**RESOLVED THAT** pursuant to the provisions of Sections 149, 150, 152 and other applicable provisions, if any, of the Companies Act, 2013 ("the Act") read with Schedule IV to the Act, the Companies (Appointment and Qualification of Directors) Rules, 2014 and other applicable Rules made thereunder, Regulation 16(1)(b), Regulation 17 and Regulation 25 and other applicable provisions of the Securities and Exchange Board of India (Listing Obligations and Disclosure Requirements) Regulations, 2015 ("SEBI Listing Regulations"), the Articles of Association of the Company and such other applicable laws, rules and regulations (including any statutory modification(s) or re-enactment(s) thereof for the time being in force), and based on the recommendation of the Nomination and Remuneration Committee and the approval of the Board of Directors, Ms. Nishi Sabharwal (DIN: 06963293), who was appointed as an Independent Director of the Company and whose current term of office expires on the conclusion of this Annual General Meeting, being eligible for re-appointment be and is hereby re-appointed as an Independent Director of the Company for a second consecutive term of three (3) consecutive years commencing from September 26, 2026 and ending on conclusion of next 37th Annual General Meeting, and that she shall not be liable to retire by rotation.

RESOLVED FURTHER THAT the Board of Directors of the Company (which term shall include any Committee thereof) and the Company Secretary be and are hereby severally authorized to do all such acts, deeds, matters and things, execute all such documents, writings and filings and take all such steps as may be necessary, proper or expedient to give effect to this Resolution."

5. **To regularize Mr. Ram Niwas Hooda (DIN: 05137074), Additional Independent Director of the Company w.e.f. for a term of three years and in this regard to consider and if thought fit, to pass with or without modification(s), the following resolution as an Ordinary Resolution:**

"**RESOLVED THAT** Mr. Ram Niwas Hooda (DIN: 05137074), who was appointed as an Additional Director of the Company by the Board of Directors with effect from August 13, 2026 and who holds office up to the date of this next Annual General Meeting under Section 161(1) of the Companies Act, 2013 ('the Act') and Article 95 & 103 of the Articles of Association of the Company.

RESOLVED FURTHER THAT pursuant to the provisions of Sections 149, 152, Schedule IV and other applicable provisions, if any, of the Act and the Companies (Appointment and Qualifications of Directors) Rules, 2014, as amended from time to time, and subject to the approvals of the shareholders of the company in the Annual General Meeting of the Company, appointment of Mr. Ram Niwas Hooda, as an Independent Director of the Company, not liable to retire by rotation, for a term of 3 years, with effect from 34th AGM up to 37th AGM, be and is hereby approved."

6. **To regularize Mr. Bal Krishan Sharma (DIN: 11684540), Additional Independent Director of the Company w.e.f. for a term of three years and in this regard to consider and if thought fit, to pass with or without modification(s), the following resolution as an Ordinary Resolution:**

"**RESOLVED THAT** Mr. Bal Krishan Sharma (DIN: 11684540), who was appointed as an Additional Director of the Company by the Board of Directors with effect from August 13, 2026 and who holds office up to the date of this next Annual General Meeting under Section 161(1) of the Companies Act, 2013 ('the Act') and Article 95 & 103 of the Articles of Association of the Company.

RESOLVED FURTHER THAT pursuant to the provisions of Sections 149, 152, Schedule IV and other applicable provisions, if any, of the Act and the Companies (Appointment and Qualifications of Directors) Rules, 2014, as amended from time to time, and subject to the approvals of the shareholders of the company in the Annual General Meeting of the Company, appointment of Mr. Bal Krishan Sharma, as an Independent Director of the Company, not liable to retire by rotation, for a term of 3 years, with effect from 34th AGM up to 37th AGM, be and is hereby approved."

7. **Approval Of Related Party Transactions With ACB(India) Limited Amounting to Rs. 350 Crores (Approx.) for the Financial Year 2027-28, and in this regard to consider and if thought fit, to pass the with or without modification(s), the following resolution as an Ordinary Resolution:**

"**RESOLVED THAT** pursuant to the provisions of Regulation 23 of the SEBI (Listing Obligations and Disclosure Requirements) Regulations, 2015 ("Listing Regulations"), other applicable laws, and amendments, modifications or related party transactions and on dealing with related party transactions of the Company, as may be applicable, consent of the members be and is hereby accorded to the Board of Directors (hereinafter referred to as "Board", which term shall include any duly authorized Committee constituted/ empowered by the Board, from time to time, to exercise its powers conferred by this resolution), for continuation(s) or extension(s) or renewal(s) or modification(s) of earlier arrangements / transactions or as a fresh and independent transaction(s) or otherwise, whether entered into individually or taken together with previous transactions with ACB (India) Limited, during financial year 2027-28, notwithstanding the fact that all related party transactions during the year 2027-28, may exceed Rs. 350.00 crore or such other threshold limits as may be specified in SEBI (Listing Obligations and Disclosure Requirements) Regulations, 2015 or any other applicable statute from time to time and subsequent material modifications, if any, with ACB (India) Limited relating to sale of any goods/ materials and/ or rendering of services and/ or purchase of any goods/ materials and/ or availing of services and/ or making capital contribution and/ or providing loan and/ or guarantee and/ or transfer of other resources/ services/ obligations."

"**RESOLVED FURTHER THAT** the Board be and is hereby authorized to delegate all or any of its powers to any Committee of Directors and/or Director(s) and/or official(s) of the Company or to any other person(s) so authorized by it and to do all such acts, deeds, matters and things, the Board may in its absolute discretion deem necessary, including but not limited to finalizing the terms and conditions, methods and modes, finalizing and executing necessary documents, including contracts, schemes, agreements and such other papers, documents as may be required, filing of any relevant documents and making representations, seeking all necessary approvals from relevant authorities, to give effect to aforesaid resolution, for and on behalf of the Company and settling all such issues, questions, difficulties or doubts, whatsoever that may arise without being required to seek further consent or approval of the members to the intent that the members shall be deemed to have given their approval thereto expressly by the authority of this resolution."

FURTHER RESOLVED THAT Mr. Rudra Sen Sindhu, Director of the Company be and is authorized to do all acts, deeds, matters and things that may be necessary, proper, expedient or incidental thereto for the purpose of giving effects to this Resolution."

8. **Approval Of Related Party Transactions With M/s Aryavrat Labtech Private Limited Amounting to Rs. 100 Crores (Approx.) for the Financial Year 2026-27, and in this regard to consider and if thought fit, to pass the with or without modification(s), the following resolution as an Ordinary Resolution:**

"**RESOLVED THAT** pursuant to the provisions of Regulation 23 of the SEBI (Listing

Obligations and Disclosure Requirements) Regulations, 2015 ("Listing Regulations"), other applicable laws, and amendments, modifications or related party transactions and on dealing with related party transactions of the Company, as may be applicable, consent of the members be and is hereby accorded to the Board of Directors (hereinafter referred to as "Board", which term shall include any duly authorized Committee constituted / empowered by the Board, from time to time, to exercise its powers conferred by this resolution), for continuation(s) or extension(s) or renewal(s) or modification(s) of earlier arrangements / transactions or as a fresh and independent transaction(s) or otherwise, whether entered into individually or taken together with previous transactions with Aryavrat Labtech Private Limited, during financial year 2026-27, notwithstanding the fact that all related party transactions during the year 2026-27, may exceed Rs. 100.00 crore or such other threshold limits as may be specified in SEBI (Listing Obligations and Disclosure Requirements) Regulations, 2015 or any other applicable statute from time to time and subsequent material modifications, if any, with Aryavrat Labtech Private Limited relating to sale of any goods/ materials and/ or rendering of services and/ or purchase of any goods/ materials and/ or availing of services and/ or making capital contribution and/ or providing loan and/ or guarantee and/ or transfer of other resources/ services/ obligations."

"**RESOLVED FURTHER THAT** the Board be and is hereby authorized to delegate all or any of its powers to any Committee of Directors and/or Director(s) and/or official(s) of the Company or to any other person(s) so authorized by it and to do all such acts, deeds, matters and things, the Board may in its absolute discretion deem necessary, including but not limited to finalizing the terms and conditions, methods and modes, finalizing and executing necessary documents, including contracts, schemes, agreements and such other papers, documents as may be required, filing of any relevant documents and making representations, seeking all necessary approvals from relevant authorities, to give effect to aforesaid resolution, for and on behalf of the Company and settling all such issues, questions, difficulties or doubts, whatsoever that may arise without being required to seek further consent or approval of the members to the intent that the members shall be deemed to have given their approval thereto expressly by the authority of this resolution."

FURTHER RESOLVED THAT Mr. Rudra Sen Sindhu, Director of the Company be and is authorized to do all acts, deeds, matters and things that may be necessary, proper, expedient or incidental thereto for the purpose of giving effects to this Resolution."

9. Approval Of Related Party Transactions With M/s Sindhu Farms Pvt. Ltd. Amounting to Rs. 100 Crores (Approx.) for the Financial Year 2026-27, and in this regard to consider and if thought fit, to pass the with or without modification(s), the following resolution as an Ordinary Resolution:

"**RESOLVED THAT** pursuant to the provisions of Regulation 23 of the SEBI (Listing Obligations and Disclosure Requirements) Regulations, 2015 ("Listing Regulations"), other applicable laws, and amendments, modifications or related party transactions and on dealing with related party transactions of the Company, as may be applicable, consent of the members be and is hereby accorded to the Board of Directors (hereinafter referred to as "Board", which term shall include any duly authorized Committee constituted / empowered by the Board, from time to time, to exercise its powers conferred by this resolution), for continuation(s) or extension(s) or renewal(s) or modification(s) of earlier arrangements / transactions or as a fresh and independent transaction(s) or otherwise, whether entered into individually or taken together with previous transactions with Sindhu Farms Pvt. Ltd., during financial year 2026-27, notwithstanding the fact that all related party transactions during the year 2026-27, may exceed Rs. 100.00 crore or such other threshold limits as may be specified in SEBI (Listing Obligations and Disclosure Requirements) Regulations, 2015 or any other applicable statute from time to time and subsequent material modifications, if any, with Sindhu Farms Pvt. Ltd. relating to sale of any goods/ materials and/ or rendering of services and/ or purchase of any goods/ materials and/ or availing of services and/ or making capital contribution and/ or providing loan and/ or guarantee and/ or transfer of other resources/ services/ obligations."

"**RESOLVED FURTHER THAT** the Board be and is hereby authorized to delegate all or any of its powers to any Committee of Directors and/or Director(s) and/or official(s) of the Company or to any other person(s) so authorized by it and to do all such acts, deeds, matters and things, the Board may in its absolute discretion deem necessary, including but not limited to finalizing the terms and conditions, methods and modes, finalizing and executing necessary documents, including contracts, schemes, agreements and such other papers, documents as may be required, filing of any relevant documents and making representations, seeking all

necessary approvals from relevant authorities, to give effect to aforesaid resolution, for and on behalf of the Company and settling all such issues, questions, difficulties or doubts, whatsoever that may arise without being required to seek further consent or approval of the members to the intent that the members shall be deemed to have given their approval thereto expressly by the authority of this resolution."

FURTHER RESOLVED THAT Mr. Rudra Sen Sindhu, Director of the Company be and is authorized to do all acts, deeds, matters and things that may be necessary, proper, expedient or incidental thereto for the purpose of giving effects to this Resolution."

10. Approval Of Related Party Transactions With M/s PM Fincap Limited Amounting to Rs. 100 Crores (Approx.) for the Financial Year 2026-27, and in this regard to consider and if thought fit, to pass the with or without modification(s), the following resolution as an Ordinary Resolution:

"**RESOLVED THAT** pursuant to the provisions of Regulation 23 of the SEBI (Listing Obligations and Disclosure Requirements) Regulations, 2015 ("Listing Regulations"), other applicable laws, and amendments, modifications or related party transactions and on dealing with related party transactions of the Company, as may be applicable, consent of the members be and is hereby accorded to the Board of Directors (hereinafter referred to as "Board", which term shall include any duly authorized Committee constituted / empowered by the Board, from time to time, to exercise its powers conferred by this resolution), for continuation(s) or extension(s) or renewal(s) or modification(s) of earlier arrangements / transactions or as a fresh and independent transaction(s) or otherwise, whether entered into individually or taken together with previous transactions with PM Fincap Limited, during financial year 2026-27, notwithstanding the fact that all related party transactions during the year 2026-27, may exceed Rs. 100.00 crore or such other threshold limits as may be specified in SEBI (Listing Obligations and Disclosure Requirements) Regulations, 2015 or any other applicable statute from time to time and subsequent material modifications, if any, with PM Fincap Limited relating to sale of any goods/ materials and/ or rendering of services and/ or purchase of any goods/ materials and/ or availing of services and/ or making capital contribution and/ or providing loan and/ or guarantee and/ or transfer of other resources/ services/ obligations."

"**RESOLVED FURTHER THAT** the Board be and is hereby authorized to delegate all or any of its powers to any Committee of Directors and/or Director(s) and/or official(s) of the Company or to any other person(s) so authorized by it and to do all such acts, deeds, matters and things, the Board may in its absolute discretion deem necessary, including but not limited to finalizing the terms and conditions, methods and modes, finalizing and executing necessary documents, including contracts, schemes, agreements and such other papers, documents as may be required, filing of any relevant documents and making representations, seeking all necessary approvals from relevant authorities, to give effect to aforesaid resolution, for and on behalf of the Company and settling all such issues, questions, difficulties or doubts, whatsoever that may arise without being required to seek further consent or approval of the members to the intent that the members shall be deemed to have given their approval thereto expressly by the authority of this resolution."

FURTHER RESOLVED THAT Mr. Rudra Sen Sindhu, Director of the Company be and is authorized to do all acts, deeds, matters and things that may be necessary, proper, expedient or incidental thereto for the purpose of giving effects to this Resolution."

By order of the Board of Directors
For SINDHU TRADE LINKS LIMITED

Place: Gurugram
Date: 13.08.2026

Sd/-
Suchi Gupta
Company Secretary
ACS No.-26066

NOTES:

Explanatory Statement pursuant to Section 102 of the Companies Act, 2013 ("the Act") setting out material facts concerning the special business under Item Nos. 4, 5, 6, 7, 8, 9 & 10 of the accompanying Notice, is annexed hereto. The Board of Directors of the Company on 13th August, 2026 considered that the special business under item Nos. 4, 5, 6, 7, 8, 9 & 10 being considered unavoidable, be transacted at the 34th AGM of the Company.

1. Pursuant to the General Circular No. 03/2025 dated September 22, 2025, issued by the Ministry of Corporate Affairs (MCA) and circular issued by SEBI vide circular no. SEBI/ HO/ CFD/ CFDPoD-2/ P/ CIR/ 2024/ 133 dated October 3, 2024 ("SEBI Circular") and other applicable circulars and notifications issued (including any statutory modifications or re-enactment thereof for the time being in force and as amended from time to time, companies are allowed to hold AGM through Video Conferencing (VC) or other audio visual means (OAVM), without the physical presence of members at a common venue. In compliance with the said Circulars, AGM shall be conducted through VC / OAVM.
2. Pursuant to the Circular No. 14/2020 dated April 08, 2020, issued by the Ministry of Corporate Affairs, the facility to appoint proxy to attend and cast vote for the members is not available for this AGM. However, the Body Corporates are entitled to appoint authorised representatives to attend the AGM through VC/OAVM and participate there at and cast their votes through e-voting.
3. The Members can join the AGM in the VC/OAVM mode 15 minutes before and after the scheduled time of the commencement of the Meeting by following the procedure mentioned in the Notice. The facility of participation at the AGM through VC/OAVM will be made available for 1000 members on first come first served basis. This will not include large Shareholders (Shareholders holding 2% or more shareholding), Promoters, Institutional Investors, Directors, Key Managerial Personnel, the Chairpersons of the Audit Committee, Nomination and Remuneration Committee and Stakeholders Relationship Committee, Auditors etc. who are allowed to attend the AGM without restriction on account of first come first served basis.
4. The attendance of the Members attending the AGM through VC/OAVM will be counted for the purpose of reckoning the quorum under Section 103 of the Companies Act, 2013.
5. Pursuant to the provisions of Section 108 of the Companies Act, 2013 read with Rule 20 of the Companies (Management and Administration) Rules, 2014 (as amended) the Secret arial Standard on General Meetings (SS-2) issued by the ICSI and Regulation 44 of SEBI (Listing Obligations & Disclosure Requirements) Regulations 2015 (as amended), and the Circulars issued by the Ministry of Corporate Affairs from time to time the Company is providing facility of remote e-Voting to its Members in respect of the business to be transacted at the AGM. For this purpose, the Company has entered into an agreement with National Securities Depository Limited (NSDL) for facilitating voting through electronic means, as the authorized agency. The facility of casting votes by a member using remote e-Voting system as well as e-voting on the date of the AGM will be provided by NSDL.
6. In line with the Ministry of Corporate Affairs (MCA) Circular No. 17/2020 dated April 13, 2020, the Notice calling the AGM has been uploaded on the website of the Company at www.sindhutrade.com/investors-corner/. The Notice can also be accessed from the websites of the Stock Exchanges i.e. BSE Limited and National Stock Exchange of India Limited at www.bseindia.com and www.nseindia.com respectively and the AGM Notice is also available on the website of NSDL (agency for providing the Remote e-Voting facility) i.e. www.evoting.nsdl.com.
7. AGM has been convened through VC/OAVM in compliance with applicable provisions of the Companies Act, 2013 read with MCA Circular issued from time to time.

THE INSTRUCTIONS FOR MEMBERS FOR REMOTE E-VOTING AND JOINING GENERAL MEETING ARE AS UNDER:-

The remote e-voting period begins on 23rd September, 2026 at 09:00 A.M. and ends on 25th September, 2026 at 05:00 P.M. The remote e-voting module shall be disabled by NSDL for voting thereafter. The Members, whose names appear in the Register of Members / Beneficial Owners as on the record date (cut-off date) i.e. 22nd September, 2026, may cast their vote electronically. The voting right of shareholders shall be in proportion to their share in the paid-up equity share capital of the Company as on the cut-off date, being 22nd September, 2026.

How do I vote electronically using NSDL e-Voting system?

The way to vote electronically on NSDL e-Voting system consists of "Two Steps" which are mentioned below:

Step 1: Access to NSDL e-Voting system

A) Login method for e-Voting and joining virtual meeting for Individual shareholders holding securities in demat mode

In terms of SEBI circular dated December 9, 2020 on e-Voting facility provided by Listed Companies, Individual shareholders holding securities in demat mode are allowed to vote through their demat account maintained with Depositories and Depository Participants. Shareholders are advised to update their mobile number and email Id in their demat accounts in order to access e-Voting facility.

Login method for Individual shareholders holding securities in demat mode is given below:

Type of shareholders	Login Method
Individual Shareholders holding securities in demat mode with NSDL.	1. For OTP based login you can click on https://eservices.nsdl.com/SecureWeb/evoting/evotinglogin.jsp. You will have to enter your 8-digit DP ID,8-digit Client Id, PAN No., Verification code and generate OTP. Enter the OTP received on registered email id/mobile number and click on login. After successful authentication, you will be redirected to NSDL Depository site wherein you can see e-Voting page. Click on company name or **e-Voting service provider i.e. NSDL** and you will be redirected to e-Voting website of NSDL for casting your vote during the remote e-Voting period or joining virtual meeting & voting during the meeting. 2. Existing **IDeAS** user can visit the e-Services website of NSDL Viz. https://eservices.nsdl.com either on a Personal Computer or on a mobile. On the e-Services home page click on the "**Beneficial Owner"** icon under **"Login"** which is available under **'IDeAS'** section , this will prompt you to enter your existing User ID and Password. After successful authentication, you will be able to see e-Voting services under Value added services. Click on **"Access to e-Voting"** under e-Voting services and you will be able to see e-Voting page. Click on company name or **e-Voting service provider i.e. NSDL** and you will be re-directed to e-Voting website of NSDL for casting your vote during the remote e-Voting period or joining virtual meeting & voting during the meeting. 3. If you are not registered for IDeAS e-Services, option to register is available at https://eservices.nsdl.com. Select **"Register Online for IDeAS Portal"** or click at https://eservices.nsdl.com/SecureWeb/IdeasDirectReg.jsp 4. Visit the e-Voting website of NSDL. Open web browser by typing the following URL: https://www.evoting.nsdl.com/ either on a Personal Computer or on a mobile. Once the home page of e-Voting system is launched, click on the icon "Login" which is available under 'Shareholder/Member' section. A new screen will open. You will have to enter your User ID (i.e. your sixteen digit demat account number hold with NSDL), Password/OTP and a Verification Code as shown on the screen. After successful authentication, you will be redirected to NSDL Depository site wherein you can see e-Voting page. Click on company name or **e-Voting service provider i.e. NSDL** and you will be redirected to e-Voting website of NSDL for casting your vote during the remote e-Voting period or joining virtual meeting & voting during the meeting.

	5. Shareholders/Members can also download NSDL Mobile App "**NSDL Speede**" facility by scanning the QR code mentioned below for seamless voting experience. **NSDL Mobile App is available on** App Store Google Play
Individual Shareholders holding securities in demat mode with CDSL	1. Users who have opted for CDSL Easi / Easiest facility, can login through their existing user id and password. Option will be made available to reach e-Voting page without any further authentication. The users to login Easi /Easiest are requested to visit CDSL website www.cdslindia.com and click on login icon & New System Myeasi Tab and then user your existing my easi username & password. 2. After successful login the Easi / Easiest user will be able to see the e-Voting option for eligible companies where the evoting is in progress as per the information provided by company. On clicking the evoting option, the user will be able to see e-Voting page of the e-Voting service provider for casting your vote during the remote e-Voting period or joining virtual meeting & voting during the meeting. Additionally, there is also links provided to access the system of all e-Voting Service Providers, so that the user can visit the e-Voting service providers' website directly. 3. If the user is not registered for Easi/Easiest, option to register is available at CDSL website www.cdslindia.com and click on login & New System Myeasi Tab and then click on registration option. 4. Alternatively, the user can directly access e-Voting page by providing Demat Account Number and PAN No. from a e-Voting link available on www.cdslindia.com home page. The system will authenticate the user by sending OTP on registered Mobile & Email as recorded in the Demat Account. After successful authentication, user will be able to see the e-Voting option where the evoting is in progress and also able to directly access the system of all e-Voting Service Providers
Individual Shareholders (holding securities in demat mode) login through their depository participants	You can also login using the login credentials of your demat account through your Depository Participant registered with NSDL/CDSL for e-Voting facility. upon logging in, you will be able to see e-Voting option. Click on e-Voting option, you will be redirected to NSDL/CDSL Depository site after successful authentication, wherein you can see e-Voting feature. Click on company name or e-Voting service provider i.e. NSDL and you will be redirected to e-Voting website of NSDL for casting your vote during the remote e-Voting period or joining virtual meeting & voting during the meeting.

Important note: Members who are unable to retrieve User ID/ Password are advised to use Forget User ID and Forget Password option available at abovementioned website.

Helpdesk for Individual Shareholders holding securities in demat mode for any technical

issues related to login through Depository i.e. NSDL and CDSL

Login type	Helpdesk details
Individual Shareholders holding securities in demat mode with NSDL	Members facing any technical issue in login can contact NSDL helpdesk by sending a request at evoting@nsdl.com or call at 022 - 4886 7000
Individual Shareholders holding securities in demat mode with CDSL	Members facing any technical issue in login can contact CDSL helpdesk by sending a request at helpdesk.evoting@cdslindia.com or contact at toll free no. 1800-21-09911

B) Login Method for e-Voting and joining virtual meeting for shareholders other than Individual shareholders holding securities in demat mode and shareholders holding securities in physical mode.

How to Log-in to NSDL e-Voting website?

1. Visit the e-Voting website of NSDL. Open web browser by typing the following URL: https://www.evoting.nsdl.com/ either on a Personal Computer or on a mobile.
2. Once the home page of e-Voting system is launched, click on the icon "Login" which is available under 'Shareholder/Member' section.
3. A new screen will open. You will have to enter your User ID, your Password/OTP and a Verification Code as shown on the screen.
   Alternatively, if you are registered for NSDL eservices i.e. IDEAS, you can log-in at https://eservices.nsdl.com/ with your existing IDEAS login. Once you log-in to NSDL eservices after using your log-in credentials, click on e-Voting and you can proceed to Step 2 i.e. Cast your vote electronically.
4. Your User ID details are given below :

Manner of holding shares i.e. Demat (NSDL or CDSL) or Physical	Your User ID is:
a) For Members who hold shares in demat account with NSDL.	8 Character DP ID followed by 8 Digit Client ID
b) For Members who hold shares in demat account with CDSL.	16 Digit Beneficiary ID For example if your Beneficiary ID is 12********** then your user ID is 12**********
c) For Members holding shares in Physical Form.	EVEN Number followed by Folio Number registered with the company For example if folio number is 001*** and EVEN is 101456 then user ID is 101456001***

5. Password details for shareholders other than Individual shareholders are given below
   a) If you are already registered for e-Voting, then you can user your existing password to login and cast your vote
   b) If you are using NSDL e-Voting system for the first time, you will need to retrieve the 'initial password' which was communicated to you. Once you retrieve your 'initial password', you need to enter the 'initial password' and the system will force you to change your password.
   c) How to retrieve your 'initial password'?
      (i) If your email ID is registered in your demat account or with the company, your 'initial password' is communicated to you on your email ID. Trace the email sent to you from NSDL from your mailbox. Open the email and open the attachment i.e. a .pdf file. Open the .pdf file. The password to open the .pdf file is your 8 digit client ID for NSDL account, last 8 digits of client ID for CDSL account or folio number for shares held in physical form. The .pdf file contains your 'User ID' and your 'initial password'
      (ii) If your email ID is not registered, please follow steps mentioned below in **process for those shareholders whose email ids are not registered**
6. If you are unable to retrieve or have not received the "Initial password" or have forgotten your password:
   (a) Click on "Forgot User Details/Password?"(If you are holding shares in your demat

account with NSDL or CDSL) option available on www.evoting.nsdl.com.

(b) Physical User Reset Password?" (If you are holding shares in physical mode) option available on www.evoting.nsdl.com.

(c) If you are still unable to get the password by aforesaid two options, you can send a request at evoting@nsdl.com mentioning your demat account number/folio number, your PAN, your name and your registered address etc.

(d) Members can also use the OTP (One Time Password) based login for casting the votes on the e-Voting system of NSDL.

7. After entering your password, tick on Agree to "Terms and Conditions" by selecting on the check box.
8. Now, you will have to click on "Login" button.
9. After you click on the "Login" button, Home page of e-Voting will open

Step 2: Cast your vote electronically and join General Meeting on NSDL e-Voting system

How to cast your vote electronically and join General Meeting on NSDL e-Voting system?

1. After successful login at Step 1, you will be able to see all the companies "EVEN" in which you are holding shares and whose voting cycle and General Meeting is in active status.
2. Select "EVEN" of company for which you wish to cast your vote during the remote e-Voting period and casting your vote during the General Meeting. For joining virtual meeting, you need to click on "VC/OAVM" link placed under "Join Meeting.
3. Now you are ready for e-Voting as the Voting page opens.
4. Cast your vote by selecting appropriate options i.e. assent or dissent, verify/modify the number of shares for which you wish to cast your vote and click on "Submit" and also "Confirm" when prompted.
5. Upon confirmation, the message "Vote cast successfully" will be displayed.
6. You can also take the printout of the votes cast by you by clicking on the print option on the confirmation page.
7. Once you confirm your vote on the resolution, you will not be allowed to modify your vote.

General Guidelines for shareholders

1. Institutional shareholders (i.e. other than individuals, HUF, NRI etc.) are required to send scanned copy (PDF/JPG Format) of the relevant Board Resolution/ Authority letter etc. with attested specimen signature of the duly authorized signatory(ies) who are authorized to vote, to the Scrutinizer by e-mail to cspayalsharma@yahoo.com with a copy marked to evoting@nsdl.com. Institutional shareholders (i.e. other than individuals, HUF, NRI etc.) can also upload their Board Resolution / Power of Attorney / Authority Letter etc. by clicking on "Upload Board Resolution / Authority Letter" displayed under "e-Voting" tab in their login.
2. It is strongly recommended not to share your password with any other person and take utmost care to keep your password confidential. Login to the e-voting website will be disabled upon five unsuccessful attempts to key in the correct password. In such an event, you will need to go through the "Forgot User Details/Password?" or "Physical User Reset Password?" option available on www.evoting.nsdl.com to reset the password.
3. In case of any queries, you may refer the Frequently Asked Questions (FAQs) for Shareholders and e-voting user manual for Shareholders available at the download section of www.evoting.nsdl.com or call on.: 022 - 4886 7000 or send a request to Mr. Utkarsh Gupta at evoting@nsdl.com.

Process for those shareholders whose email ids are not registered with the depositories for procuring user id and password and registration of e mail ids for e-voting for the resolutions set out in this notice

1. In case shares are held in physical mode please provide Folio No., Name of shareholder, scanned copy of the share certificate (front and back), PAN (self attested scanned copy of PAN card), AADHAR (self attested scanned copy of Aadhar Card) by email to corporatecompliance@sindhutrade.com.
2. In case shares are held in demat mode, please provide DPID-CLID (16 digit DPID + CLID or 16 digit beneficiary ID), Name, client master or copy of Consolidated Account statement, PAN (self attested scanned copy of PAN card), AADHAR (self attested scanned copy of Aadhar Card) to corporatecompliance@sindhutrade.com. If you are an Individual shareholders holding securities in demat mode, you are requested to refer to the login method explained at step 1 (A) i.e. Login method for e-Voting and joining virtual meeting for Individual shareholders holding securities in demat mode.
3. Alternatively shareholder/members may send a request to evoting@nsdl.com for

procuring user id and password for e-voting by providing above mentioned documents.

4. In terms of SEBI circular dated December 9, 2020 on e-Voting facility provided by Listed Companies, Individual shareholders holding securities in demat mode are allowed to vote through their demat account maintained with Depositories and Depository Participants. Shareholders are required to update their mobile number and email ID correctly in their demat account in order to access e-Voting facility.

THE INSTRUCTIONS FOR MEMBERS FOR e-VOTING ON THE DAY OF THE AGM ARE AS UNDER:-

1. The procedure for e-Voting on the day of the AGM is same as the instructions mentioned above for remote e-voting.
2. Only those Members/ shareholders, who will be present in the AGM through VC/OAVM facility and have not casted their vote on the Resolutions through remote e-Voting and are otherwise not barred from doing so, shall be eligible to vote through e-Voting system in the AGM.
3. Members who have voted through Remote e-Voting will be eligible to attend the AGM. However, they will not be eligible to vote at the AGM.
4. The details of the person who may be contacted for any grievances connected with the facility for e-Voting on the day of the AGM shall be the same person mentioned for Remote e-voting.

INSTRUCTIONS FOR MEMBERS FOR ATTENDING THE AGM THROUGH VC/OAVM ARE AS UNDER

1. Member will be provided with a facility to attend the AGM through VC/OAVM through the NSDL e-Voting system. Members may access by following the steps mentioned above for Access to NSDL e-Voting system. After successful login, you can see link of "VC/OAVM" placed under "Join meeting" menu against company name. You are requested to click on VC/OAVM link placed under Join Meeting menu. The link for VC/OAVM will be available in Shareholder/Member login where the EVEN of Company will be displayed. Please note that the members who do not have the User ID and Password for e-Voting or have forgotten the User ID and Password may retrieve the same by following the remote e-Voting instructions mentioned in the notice to avoid last minute rush.
2. Members are encouraged to join the Meeting through Laptops for better experience.
3. Further Members will be required to allow Camera and use Internet with a good speed to avoid any disturbance during the meeting.
4. Please note that Participants Connecting from Mobile Devices or Tablets or through Laptop connecting via Mobile Hotspot may experience Audio/Video loss due to Fluctuation in their respective network. It is therefore recommended to use Stable Wi-Fi or LAN Connection to mitigate any kind of aforesaid glitches.
5. Shareholders who would like to express their views/have questions may send their questions in advance mentioning their name demat account number/folio number, email id, mobile number at corporatecompliance@sindhutrade.com. The same will be replied by the company suitably.
6. Registration of Speaker related point needs to be added by company

By Order of the Board of Directors
For SINDHU TRADE LINKS LIMITED

Sd/-
Suchi Gupta
Company Secretary
ACS No.-26066

EXPLANATORY STATEMENT PURSUANT TO THE PROVISIONS OF SECTION 102 OF THE COMPANIES ACT, 2013

Item No. 4: Re-appointment of Ms. Nishi Sabharwal (DIN: 06963293) as an Independent Director of the Company.

Ms. Nishi Sabharwal (DIN: 06963293) was appointed as an Independent Director of the Company for a first term of three consecutive years commencing from 12th August, 2023. The said term expires on conclusion of ensuing Annual General Meeting. Based on the performance evaluation carried out by the Board, excluding the Director being evaluated, and considering the recommendation of the Nomination and Remuneration Committee, the Board is of the opinion that Ms. Nishi Sabharwal possesses integrity, expertise, experience and proficiency and has made significant contributions to the deliberations and functioning of the Board and its Committees.

Ms. Nishi Sabharwal has furnished:

- consent to act as Director;
- declaration confirming compliance with the criteria of independence under Section 149(6) of the Companies Act, 2013 and Regulation 16(1)(b) of the SEBI Listing Regulations;
- confirmation that she is not disqualified from being appointed as a Director under the Act;
- confirmation that she is not debarred from holding the office of Director by virtue of any order passed by SEBI or any other authority; and
- confirmation regarding registration in the Independent Directors' Databank, wherever applicable.

In the opinion of the Board, Ms. Nishi Sabharwal fulfils the conditions specified in the Companies Act, 2013 and the SEBI Listing Regulations for re-appointment as an Independent Director and is independent of the management.

The Board, on the recommendation of the Nomination and Remuneration Committee, recommends the Special Resolution set out at Item No. 4 for approval of the Members.

Except Ms. Nishi Sabharwal and her relatives, to the extent of their shareholding, if any, none of the Directors, Key Managerial Personnel of the Company or their relatives is concerned or interested, financially or otherwise, in the Resolution.

Item No. 5: To regularize Mr. Ram Niwas Hooda (DIN: 05137074), Additional Independent Director of the Company w.e.f. for a term of three years.

The Board of Directors of the Company, based on the recommendation of the Nomination and Remuneration Committee, appointed Mr. Ram Niwas Hooda (DIN: 05137074) as an Additional Director (Independent Category) of the Company with effect from August 13, 2026 pursuant to the provisions of Sections 149, 150, 152 and 161 of the Companies Act, 2013 ("the Act"), read with the Companies (Appointment and Qualification of Directors) Rules, 2014, Regulation 17 and other applicable provisions of the SEBI (Listing Obligations and Disclosure Requirements) Regulations, 2015 ("SEBI Listing Regulations"), and the Articles of Association of the Company. In accordance with Section 161 of the Act, Mr. Ram Niwas Hooda holds office as an Additional Director only up to the date of the ensuing Annual General Meeting and is eligible for appointment as an Independent Director of the Company.

The Company has received from Mr. Ram Niwas Hooda:

- consent to act as a Director in Form DIR-2 pursuant to the Act;
- intimation in Form DIR-8 confirming that he is not disqualified from being appointed as a Director under Section 164 of the Act;
- a declaration confirming that he meets the criteria of independence prescribed under Section 149(6) of the Act and Regulation 16(1)(b) of the SEBI Listing Regulations;
- confirmation that he is registered with the Independent Directors' Databank maintained by the Indian Institute of Corporate Affairs, wherever applicable, and has complied with the applicable proficiency requirements under the Act and the Rules made thereunder; and

- confirmation that he is not debarred from holding the office of director by virtue of any order passed by the Securities and Exchange Board of India or any other authority.

The Board is also satisfied that Mr. Ram Niwas Hooda possesses the requisite integrity, expertise, experience, skills, knowledge and capabilities required for the role of an Independent Director, considering his qualifications and experience. The Board, after recommendation of Nomination and Remuneration Committee, considers that the appointment of Mr. Ram Niwas Hooda would be of significant benefit to the Company in view of his extensive experience and valuable guidance. Accordingly, the Board recommends the Ordinary Resolution set out at Item No. 5 of the Notice for approval of the Members.

Item No. 6: To regularize Mr. Bal Krishan Sharma (DIN: 11684540), Additional Independent Director of the Company w.e.f. for a term of three years.

The Board of Directors of the Company, based on the recommendation of the Nomination and Remuneration Committee, appointed Mr. Bal Krishan Sharma (DIN: 11684540) as an Additional Director (Independent Category) of the Company with effect from August 13, 2026 pursuant to the provisions of Sections 149, 150, 152 and 161 of the Companies Act, 2013 ("the Act"), read with the Companies (Appointment and Qualification of Directors) Rules, 2014, Regulation 17 and other applicable provisions of the SEBI (Listing Obligations and Disclosure Requirements) Regulations, 2015 ("SEBI Listing Regulations"), and the Articles of Association of the Company. In accordance with Section 161 of the Act, Mr. Bal Krishan Sharma holds office as an Additional Director only up to the date of the ensuing Annual General Meeting and is eligible for appointment as an Independent Director of the Company.

The Company has received from Mr. Bal Krishan Sharma:

- consent to act as a Director in Form DIR-2 pursuant to the Act;
- intimation in Form DIR-8 confirming that he is not disqualified from being appointed as a Director under Section 164 of the Act;
- a declaration confirming that he meets the criteria of independence prescribed under Section 149(6) of the Act and Regulation 16(1)(b) of the SEBI Listing Regulations;
- confirmation that he is registered with the Independent Directors' Databank maintained by the Indian Institute of Corporate Affairs, wherever applicable, and has complied with the applicable proficiency requirements under the Act and the Rules made thereunder; and
- confirmation that he is not debarred from holding the office of director by virtue of any order passed by the Securities and Exchange Board of India or any other authority.

The Board is also satisfied that Mr. Ram Niwas Hooda possesses the requisite integrity, expertise, experience, skills, knowledge and capabilities required for the role of an Independent Director, considering his qualifications and experience. The Board, after recommendation of Nomination and Remuneration Committee, considers that the appointment of Mr. Ram Niwas Hooda would be of significant benefit to the Company in view of his extensive experience and valuable guidance. Accordingly, the Board recommends the Ordinary Resolution set out at Item No. 6 of the Notice for approval of the Members.

Item No. 7: Approval Of Related Party Transactions With ACB(India) Limited Amounting to Rs. 350 Crores (Approx.) for the Financial Year 2027-28.

In terms of Regulation 23(4) of SEBI (LODR), 2015 approval of the Shareholders through ordinary resolution is required, if the transaction(s) to be entered into individually or taken together with the previous transaction(s) during a Financial Year with a related party, exceeds Rs. 1,000 crore or 10% of the annual consolidated turnover of the Company as per the last audited financial statements of the Company, whichever is lower, even if such transaction is in ordinary course of business and at arms' length.

Pursuant to provisions of Section 188 of the Act, Related Party Transactions (RPT) such as sale, purchase or supply of any goods or materials; selling or otherwise disposing of, or buying, property of any kind; leasing of property of any kind; availing or rendering of any services; appointment of any agent for purchase or sale of goods, materials, services or

property etc., which are not in ordinary course of business or not on arm's length basis and exceeding the specified limits of turnover/ net-worth require consent of the members through Ordinary Resolution.

STLL undertakes transactions with Related Parties in the ordinary course of its business and on arms' length basis for furtherance of the business interest of the Company for which approval of Audit Committee is obtained in compliance with extant provisions of the Act & SEBI (LODR) 2015. The Company proposes to enter into material RPT with Related Parties as mentioned in Item no. 7. The Audit Committee has reviewed the material RPT's and recommended the same for approval of the Board. The Board also reviewed the material RPT's and recommended the same for approval of the shareholders.

In the F.Y. 2027-28, it is expected that transaction with ACB (India) Limited may exceed Rs. Rs. 350 Crore. The summary of information required under Regulation 23(4) of SEBI LODR read with SEBI Circular dated November 22, 2021 for RPT's which are likely to exceed Rs. 52.41 Crore (10% of annual consolidate turnover) crore during F.Y. 2027-28 is provided at Annexure.

Approval of Members sought for the material related party transactions as given in Item No. 7, shall be valid up to the date of next AGM.

None of the Directors, Key Managerial Personnel and/ or their relatives are interested or concerned, financially or otherwise in the resolution or may be deemed to be concerned or interested in the proposed resolution to the extent of their shareholding in the Company, if any, except as given below:

1. Mr. Rudra Sen Sindhu is a common Director
2. Mr. Saurabh Sindhu is relative of the Director
3. Mrs. Usha Sindhu is a common Director

The Members may note that as per the provisions of the SEBI Listing Regulations, all related parties (whether such related party is a party to the above-mentioned transactions or not), shall not vote to approve the Resolutions as set out in Item No. 7.

The details as per the provisions of Rule 15 of the Companies (Meeting of Board and its Power) Rules, 2014 for the related party transactions are as under:

Sl. No.	Item No.	Item No. 7
1.	Name of the Related Party	M/s ACB (India) Limited
2.	Nature of Relationship	Enterprise is a Related party / Group Company as per Companies Act, 2013
3.	Nature of Business	Contract involving sale, purchase or supply of any goods or materials, leasing property of any kind and availing or rendering of services (transportation and allied services).
4.	Type of RPT's	Loading & Transportation Work
5.	Material terms and conditions	Transactions in the ordinary course of business with terms and conditions that are generally prevalent in the industry sAGMents and the market that the Company operates in.
6.	Value of the proposed transactions during 2027-28	Rs. 350 Crore
7.	Tenure of the RPT	Ongoing transactions (year on year)
8.	Justification for RPT with the RP	The domain expertise and competencies available within the group and the collaboration with the Company will help in timely & desirable manner.
9.	A statement that the valuation or other external report, if any,	The Company conducts transactions with related parties in its ordinary course of business at prices which are at arm's length. The pricing for such

	relied upon by the listed entity in relation to the proposed transaction will be made available through the registered email address of the shareholders.	transactions are established generally considering market price for comparable transactions with unrelated parties where available or on cost plus reasonable margin basis. The reimbursements/recoveries are basis actual cost incurred.
10.	Name of the Director or KMP who is related, if any, and the nature of their relationship	Mr. Rudra Sen Sindhu Mr. Saurabh Sindhu Mrs. Usha Sindhu
11.	Any other relevant information	All important information forms part of the statement setting out material facts, pursuant to Section 102(1) of the Act, forming part of this Notice
12.	Percentage of STLL's annual consolidated turnover for the immediately preceding financial year is represented by the value of the proposed transaction.	20.20%

The above Contracts/arrangements/transactions are approved by the Audit Committee and the Board.

As per the Second proviso to Section 188(1) of the Act and Regulation 23(4) of the Listing Regulations, if any member is a related party in any contract or arrangement, then that party shall not vote on the ordinary resolution, whether the party is a related party to the particular transaction or not. Therefore, the promoter groups will not vote on the above resolutions.

None of the Directors or Key Management Personnel or their relatives are, in any way, deemed to be concerned or interested except those mentioned above and to the extent of their shareholding in the Company.

The relevant documents and registers shall be made available at the registered office as well as corporate office of the Company for inspection during the business hours 09.00AM to 05.30 PM Monday to Saturday and also at the meeting (except 2nd Saturday & 4th Saturday).

The Board recommends the resolution as set out at Item No. 7 of the Notice for approval by the unrelated shareholders.

Item No. 8: Approval Of Related Party Transactions With M/s Aryavrat Labtech Private Limited Amounting to Rs. 100 Crores (Approx.) for the Financial Year 2026-27.

In terms of Regulation 23(4) of SEBI (LODR), 2015 approval of the Shareholders through ordinary resolution is required, if the transaction(s) to be entered into individually or taken together with the previous transaction(s) during a Financial Year with a related party, exceeds Rs. 1,000 crore or 10% of the annual consolidated turnover of the Company as per the last audited financial statements of the Company, whichever is lower, even if such transaction is in ordinary course of business and at arms' length.

Pursuant to provisions of Section 188 of the Act, Related Party Transactions (RPT) such as sale, purchase or supply of any goods or materials; selling or otherwise disposing of, or buying, property of any kind; leasing of property of any kind; availing or rendering of any services; appointment of any agent for purchase or sale of goods, materials, services or property etc., which are not in ordinary course of business or not on arm's length basis and exceeding the specified limits of turnover/ net-worth require consent of the members through Ordinary Resolution.

STLL undertakes transactions with Related Parties in the ordinary course of its business and on arms' length basis for furtherance of the business interest of the Company for which approval of Audit Committee is obtained in compliance with extant provisions of the Act & SEBI (LODR) 2015. The Company proposes to enter into material RPT with Related Parties

as mentioned in Item no. 8. The Audit Committee has reviewed the material RPT's and recommended the same for approval of the Board. The Board also reviewed the material RPT's and recommended the same for approval of the shareholders.

In the F.Y. 2026-27, it is expected that transaction with Aryavrat Labtech Private Limited may exceed Rs. Rs. 100 Crore. The summary of information required under Regulation 23(4) of SEBI LODR read with SEBI Circular dated November 22, 2021 for RPT's which are likely to exceed Rs. 52.41 Crore (10% of annual consolidate turnover) crore during F.Y. 2026-27 is provided at Annexure.

Approval of Members sought for the material related party transactions as given in Item No. 8, shall be valid up to the date of next AGM.

None of the Directors, Key Managerial Personnel and/ or their relatives are interested or concerned, financially or otherwise in the resolution or may be deemed to be concerned or interested in the proposed resolution to the extent of their shareholding in the Company, if any, except as given below:

1. Mr. Rudra Sen Sindhu is relative of the Director
2. Mr. Saurabh Sindhu is a common Director
3. Mrs. Usha Sindhu is relative of the Director

The Members may note that as per the provisions of the SEBI Listing Regulations, all related parties (whether such related party is a party to the above-mentioned transactions or not), shall not vote to approve the Resolutions as set out in Item No. 8.

The details as per the provisions of Rule 15 of the Companies (Meeting of Board and its Power) Rules, 2014 for the related party transactions are as under:

Sl. No.	Item No.	Item No. 8
1.	Name of the Related Party	M/s Aryavrat Labtech Private Limited
2.	Nature of Relationship	Enterprise is a Related party / Group Company as per Companies Act, 2013
3.	Nature of Business	Contract involving sale, purchase or supply of any goods or materials, leasing property of any kind and availing or rendering of services (transportation and allied services).
4.	Type of RPT's	Loading & Transportation Work
5.	Material terms and conditions	Transactions in the ordinary course of business with terms and conditions that are generally prevalent in the industry sAGMents and the market that the Company operates in.
6.	Value of the proposed transactions during 2026-27	Rs. 100 Crore
7.	Tenure of the RPT	Ongoing transactions (year on year)
8.	Justification for RPT with the RP	The domain expertise and competencies available within the group and the collaboration with the Company will help in timely & desirable manner.
9.	A statement that the valuation or other external report, if any, relied upon by the listed entity in relation to the proposed transaction will be made available through the registered email address of the shareholders.	The Company conducts transactions with related parties in its ordinary course of business at prices which are at arm's length. The pricing for such transactions are established generally considering market price for comparable transactions with unrelated parties where available or on cost plus reasonable margin basis. The reimbursements/recoveries are basis actual cost incurred.
10.	Name of the Director or	Mr. Rudra Sen Sindhu

	KMP who is related, if any, and the nature of their relationship	Mr. Saurabh Sindhu Mrs. Usha Sindhu
11.	Any other relevant information	All important information forms part of the statement setting out material facts, pursuant to Section 102(1) of the Act, forming part of this Notice
12.	Percentage of STLL's annual consolidated turnover for the immediately preceding financial year is represented by the value of the proposed transaction.	17.31%

The above Contracts/arrangements/transactions are approved by the Audit Committee and the Board.

As per the Second proviso to Section 188(1) of the Act and Regulation 23(4) of the Listing Regulations, if any member is a related party in any contract or arrangement, then that party shall not vote on the ordinary resolution, whether the party is a related party to the particular transaction or not. Therefore, the promoter groups will not vote on the above resolutions.

None of the Directors or Key Management Personnel or their relatives are, in any way, deemed to be concerned or interested except those mentioned above and to the extent of their shareholding in the Company.

The relevant documents and registers shall be made available at the registered office as well as corporate office of the Company for inspection during the business hours 09.00AM to 05.30 PM Monday to Saturday and also at the meeting (except 2nd Saturday & 4th Saturday).

The Board recommends the resolution as set out at Item No. 8 of the Notice for approval by the unrelated shareholders.

Item No. 9: Approval Of Related Party Transactions With M/s Sindhu Farms Pvt. Ltd. Amounting to Rs. 100 Crores (Approx.) for the Financial Year 2026-27.

In terms of Regulation 23(4) of SEBI (LODR), 2015 approval of the Shareholders through ordinary resolution is required, if the transaction(s) to be entered into individually or taken together with the previous transaction(s) during a Financial Year with a related party, exceeds Rs. 1,000 crore or 10% of the annual consolidated turnover of the Company as per the last audited financial statements of the Company, whichever is lower, even if such transaction is in ordinary course of business and at arms' length.

Pursuant to provisions of Section 188 of the Act, Related Party Transactions (RPT) such as sale, purchase or supply of any goods or materials; selling or otherwise disposing of, or buying, property of any kind; leasing of property of any kind; availing or rendering of any services; appointment of any agent for purchase or sale of goods, materials, services or property etc., which are not in ordinary course of business or not on arm's length basis and exceeding the specified limits of turnover/ net-worth require consent of the members through Ordinary Resolution.

STLL undertakes transactions with Related Parties in the ordinary course of its business and on arms' length basis for furtherance of the business interest of the Company for which approval of Audit Committee is obtained in compliance with extant provisions of the Act & SEBI (LODR) 2015. The Company proposes to enter into material RPT with Related Parties as mentioned in Item no. 9. The Audit Committee has reviewed the material RPT's and recommended the same for approval of the Board. The Board also reviewed the material RPT's and recommended the same for approval of the shareholders.

In the F.Y. 2026-27, it is expected that transaction with Sindhu Farms Pvt. Ltd. may exceed Rs. Rs. 100 Crore. The summary of information required under Regulation 23(4) of SEBI LODR read with SEBI Circular dated November 22, 2021 for RPT's which are likely to exceed Rs. 52.41 Crore (10% of annual consolidate turnover) crore during F.Y. 2026-27 is provided

at Annexure.

Approval of Members sought for the material related party transactions as given in Item No. 9, shall be valid up to the date of next AGM.

None of the Directors, Key Managerial Personnel and/ or their relatives are interested or concerned, financially or otherwise in the resolution or may be deemed to be concerned or interested in the proposed resolution to the extent of their shareholding in the Company, if any, except as given below:

1. Mr. Rudra Sen Sindhu is relative of the Director
2. Mr. Saurabh Sindhu is relative of the Director
3. Mrs. Usha Sindhu is relative of the Director

The Members may note that as per the provisions of the SEBI Listing Regulations, all related parties (whether such related party is a party to the above-mentioned transactions or not), shall not vote to approve the Resolutions as set out in Item No. 9.

The details as per the provisions of Rule 15 of the Companies (Meeting of Board and its Power) Rules, 2014 for the related party transactions are as under:

Sl. No.	Item No.	Item No. 9
1.	Name of the Related Party	M/s Sindhu Farms Pvt Ltd
2.	Nature of Relationship	Enterprise is a Related party / Group Company as per Companies Act, 2013
3.	Nature of Business	Contract involving sale, purchase or supply of any goods or materials, leasing property of any kind and availing or rendering of services (transportation and allied services).
4.	Type of RPT's	Loading & Transportation Work
5.	Material terms and conditions	Transactions in the ordinary course of business with terms and conditions that are generally prevalent in the industry sAGMents and the market that the Company operates in.
6.	Value of the proposed transactions during 2026-27	Rs. 100 Crore
7.	Tenure of the RPT	Ongoing transactions (year on year)
8.	Justification for RPT with the RP	The domain expertise and competencies available within the group and the collaboration with the Company will help in timely & desirable manner.
9.	A statement that the valuation or other external report, if any, relied upon by the listed entity in relation to the proposed transaction will be made available through the registered email address of the shareholders.	The Company conducts transactions with related parties in its ordinary course of business at prices which are at arm's length. The pricing for such transactions are established generally considering market price for comparable transactions with unrelated parties where available or on cost plus reasonable margin basis. The reimbursements/recoveries are basis actual cost incurred.
10.	Name of the Director or KMP who is related, if any, and the nature of their relationship	Mr. Rudra Sen Sindhu Mr. Saurabh Sindhu Mrs. Usha Sindhu
11.	Any other relevant information	All important information forms part of the statement setting out material facts, pursuant to Section 102(1) of the Act, forming part of this Notice
12.	Percentage of STLL's	17.31%

	annual consolidated turnover for the immediately preceding financial year is represented by the value of the proposed transaction.	

The above Contracts/arrangements/transactions are approved by the Audit Committee and the Board.

As per the Second proviso to Section 188(1) of the Act and Regulation 23(4) of the Listing Regulations, if any member is a related party in any contract or arrangement, then that party shall not vote on the ordinary resolution, whether the party is a related party to the particular transaction or not. Therefore, the promoter groups will not vote on the above resolutions.

None of the Directors or Key Management Personnel or their relatives are, in any way, deemed to be concerned or interested except those mentioned above and to the extent of their shareholding in the Company.

The relevant documents and registers shall be made available at the registered office as well as corporate office of the Company for inspection during the business hours 09.00AM to 05.30 PM Monday to Saturday and also at the meeting (except 2nd Saturday & 4th Saturday).

The Board recommends the resolution as set out at Item No. 9 of the Notice for approval by the unrelated shareholders.

Item No. 10: Approval Of Related Party Transactions With M/s PM Fincap Limited Amounting to Rs. 100 Crores (Approx.) for the Financial Year 2026-27.

In terms of Regulation 23(4) of SEBI (LODR), 2015 approval of the Shareholders through ordinary resolution is required, if the transaction(s) to be entered into individually or taken together with the previous transaction(s) during a Financial Year with a related party, exceeds Rs. 1,000 crore or 10% of the annual consolidated turnover of the Company as per the last audited financial statements of the Company, whichever is lower, even if such transaction is in ordinary course of business and at arms' length.

Pursuant to provisions of Section 188 of the Act, Related Party Transactions (RPT) such as sale, purchase or supply of any goods or materials; selling or otherwise disposing of, or buying, property of any kind; leasing of property of any kind; availing or rendering of any services; appointment of any agent for purchase or sale of goods, materials, services or property etc., which are not in ordinary course of business or not on arm's length basis and exceeding the specified limits of turnover/ net-worth require consent of the members through Ordinary Resolution.

STLL undertakes transactions with Related Parties in the ordinary course of its business and on arms' length basis for furtherance of the business interest of the Company for which approval of Audit Committee is obtained in compliance with extant provisions of the Act & SEBI (LODR) 2015. The Company proposes to enter into material RPT with Related Parties as mentioned in Item no. 10. The Audit Committee has reviewed the material RPT's and recommended the same for approval of the Board. The Board also reviewed the material RPT's and recommended the same for approval of the shareholders.

In the F.Y. 2026-27, it is expected that transaction with PM Fincap Limited may exceed Rs. Rs. 100 Crore. The summary of information required under Regulation 23(4) of SEBI LODR read with SEBI Circular dated November 22, 2021 for RPT's which are likely to exceed Rs. 52.41 Crore (10% of annual consolidate turnover) crore during F.Y. 2026-27 is provided at Annexure.

Approval of Members sought for the material related party transactions as given in Item No. 10, shall be valid up to the date of next AGM.

None of the Directors, Key Managerial Personnel and/ or their relatives are interested or concerned, financially or otherwise in the resolution or may be deemed to be concerned or interested in the proposed resolution to the extent of their shareholding in the Company, if any, except as given below:

1. Mr. Rudra Sen Sindhu is relative of the Director
2. Mr. Saurabh Sindhu is relative of the Director
3. Mrs. Usha Sindhu is relative of the Director

The Members may note that as per the provisions of the SEBI Listing Regulations, all related parties (whether such related party is a party to the above-mentioned transactions or not), shall not vote to approve the Resolutions as set out in Item No. 10.

The details as per the provisions of Rule 15 of the Companies (Meeting of Board and its Power) Rules, 2014 for the related party transactions are as under:

Sl. No.	Item No.	Item No. 10
1.	Name of the Related Party	M/s PM Fincap Limited
2.	Nature of Relationship	Enterprise is a Related party / Group Company as per Companies Act, 2013
3.	Nature of Business	Contract involving sale, purchase or supply of any goods or materials, leasing property of any kind and availing or rendering of services (transportation and allied services).
4.	Type of RPT's	Loading & Transportation Work
5.	Material terms and conditions	Transactions in the ordinary course of business with terms and conditions that are generally prevalent in the industry sAGMents and the market that the Company operates in.
6.	Value of the proposed transactions during 2026-27	Rs. 100 Crore
7.	Tenure of the RPT	Ongoing transactions (year on year)
8.	Justification for RPT with the RP	The domain expertise and competencies available within the group and the collaboration with the Company will help in timely & desirable manner.
9.	A statement that the valuation or other external report, if any, relied upon by the listed entity in relation to the proposed transaction will be made available through the registered email address of the shareholders.	The Company conducts transactions with related parties in its ordinary course of business at prices which are at arm's length. The pricing for such transactions are established generally considering market price for comparable transactions with unrelated parties where available or on cost plus reasonable margin basis. The reimbursements/recoveries are basis actual cost incurred.
10.	Name of the Director or KMP who is related, if any, and the nature of their relationship	Mr. Rudra Sen Sindhu Mr. Saurabh Sindhu Mrs. Usha Sindhu
11.	Any other relevant information	All important information forms part of the statement setting out material facts, pursuant to Section 102(1) of the Act, forming part of this Notice
12.	Percentage of STLL's annual consolidated turnover for the immediately preceding financial year is represented by the value of the proposed transaction.	17.31%

The above Contracts/arrangements/transactions are approved by the Audit Committee and the Board.

As per the Second proviso to Section 188(1) of the Act and Regulation 23(4) of the Listing Regulations, if any member is a related party in any contract or arrangement, then that party shall not vote on the ordinary resolution, whether the party is a related party to the particular

transaction or not. Therefore, the promoter groups will not vote on the above resolutions.

None of the Directors or Key Management Personnel or their relatives are, in any way, deemed to be concerned or interested except those mentioned above and to the extent of their shareholding in the Company.

The relevant documents and registers shall be made available at the registered office as well as corporate office of the Company for inspection during the business hours 09.00AM to 05.30 PM Monday to Saturday and also at the meeting (except 2nd Saturday & 4th Saturday).

The Board recommends the resolution as set out at Item No. 10 of the Notice for approval by the unrelated shareholders.

By order of the Board of Directors
For Sindhu Trade Links Limited

Place: Gurugram
Date: 13.08.2026

Sd/-
Company Secretary

Details of Directors seeking appointment and re-appointment at the forthcoming Annual General Meeting {in pursuance of regulation 36(3) of SEBI (Listing Obligations and Disclosure Requirements) Regulations, 2015 and Secretarial Standards on General Meetings}:

Name of Director	Mr. Rudra Sen Sindhu	Mrs. Usha Sindhu
DIN	00006999	00033930
Date of Birth	02.02.1956	25.02.1965
Nationality	Indian	Indian
Date of First Appointment in the Board	December 01, 2012	August 17, 2020
Experience	43 Years	11 Years
Qualification	He holds an academic qualification of Graduate degree.	She holds an academic qualification of Graduate degree.
Expertise in specific functional areas	He has approximately 43 years of experience in the field of coal mining and mining logistics. He has business interests in a number of companies engaged mainly in the business of mining and logistics, coal beneficiation, power generation, manufacturing of port-land cement, sponge iron and steel, stock broking, print media, finance and tourism.	She holds the executive position in many Companies. Her energy, quick decisions coupled with pragmatic and optimistic approach to work and humane areas has helped to espouse the Company in a substantial way.
Directorship in other Public Limited Companies excluding foreign companies and Section 8 companies)	• ACB (India) Limited; • Maruti Clean Coal and Power Limited; • ACB (India) Power Limited.	• ACB (India) Limited.
Memberships/ Chairmanships of committees of other public companies (includes only Audit Committee and Stakeholders' Relationship Committee)	04	**01**
No. of Shares held	8,79,12,000	2,05,24,500
Relationship with any other Director(s) of the Company	Nil	Nil
Terms and conditions of appointment/re-appointment	He is proposed to be re-appointed as a Non-Executive Director, liable to retire by rotation	She is proposed to be re-appointed as a Non-Executive Director, liable to retire by rotation
Number of Board Meetings attended during the year	Four (4)	Four (4)
Resignation details in the listed entities during the last	None	None
Remuneration details paid for the FY 2025-26, Including sitting fees and commission	None	None
Details of proposed remuneration	None	None

Name of Director	Mr. Bal Krishan Sharma	Ms. Nishi Sabharwal
DIN	11684540	06963293
Date of Birth	03.04.1994	22.08.1960
Nationality	Indian	Indian
Date of First Appointment in the Board	NA	August 08, 2023
Experience	50 years	42 years
Qualification	He holds an academic qualification of Post graduate degree.	
Expertise in specific functional areas	He has diversified experience in the fields of military, public service, strategic affairs, diplomacy, institution building, strategic risk assessment, scenario planning, and emerging technology. Offers boards a strong combination of policy making and implementation, geopolitical insight, government interface experience, crisis perspective, thought leadership, and values-driven stewardship.	She specializes in Client Experience Management, Relationship Banking, Wealth Management, and Governance. She holds vast experience to guide and provide technical insights in the capacity of independent director to the Boards of Companies engaged in diversified sectors.
Directorship in other Public Limited Companies excluding foreign companies and Section 8 companies)	N.A.	• ACB (India) Limited; • Sainik Finance & Industries Limited; • Sainik Mining and Allied Services Limited; • Aryan Energy Private Limited • Aryan Chhattisgarh Power Generation Private Limited; • TRN Energy Private Limited; • Globus Agri Warehousing Private Limited.
Memberships/ Chairmanships of committees of other public companies (includes only Audit Committee and Stakeholders' Relationship Committee)	N.A.	**01**
No. of Shares held	-	-
Relationship with any other Director(s) of the Company	Nil	Nil
Terms and conditions of appointment/re-appointment	He is proposed to be appointed as an Independent Non-Executive Director, for term of consecutive 3 years	She is proposed to be re-appointed as an Independent Non-Executive Director, for term of consecutive 3 years

Number of Board Meetings attended during the year	NA	Four (4)
Resignation details in the listed entities during the last three (3) years	NA	None
Remuneration details paid for the FY 2025-26, Including sitting fees and commission	NA	Rs. 1.20 Lakhs
Details of proposed remuneration	None	None

Name of Director	Mr. Ram Niwas Hooda
DIN	05137074
Date of Birth	15.08.1959
Nationality	Indian
Date of First Appointment in the Board	NA
Experience	An Advocate by profession and former president of Bar Association of Rohtak, he is a well-known personality in social and professional circles in Rohtak as well as adjacent areas.
Qualification	LL.B.
Expertise in specific functional areas	He has an experience of more than 6 years in the Law Department of Maharishi Dayanand University, Rohtak. He is associated as an Independent Director with Company.
Directorship in other Public Limited Companies excluding foreign companies and Section 8 companies)	• PM Fincap Limited.
Memberships/ Chairmanships of committees of other public companies (includes only Audit Committee and Stakeholders' Relationship Committee)	• Chairs Audit committee of PM Fincap Limited.
No. of Shares held	-
Relationship with any other Director(s) of the Company	Nil
Terms and conditions of appointment/re-appointment	He is proposed to be appointed as a Independent Non-Executive Director, for term of consecutive 3 years
Number of Board Meetings attended during the year	NA
Resignation details in the listed entities during the last three (3) years	NA

Remuneration details paid for the FY 2025-26, Including sitting fees and commission	NA
Details of proposed remuneration	None

By order of the Board of Directors
For Sindhu Trade Links Limited

Place: Gurugram
Date: 13.08.2026

Sd/-
Suchi Gupta
Company Secretary

DIRECTOR'S REPORT

DIRECTOR'S REPORT

To
The Members,
Sindhu Trade Links Limited

Your directors have immense pleasure in presenting their 34th *Annual Report* together with the Audited Statement of Accounts for the financial year ended on 31st March 2026.

The financial results for the year under reviews are as follows:

(Amount in Lakhs)

Particulars	Standalone		Consolidated	
	2025-26	2024-25	2025-26	2024-25
Total Revenue	44,386.53	50,810.63	57,964.51	2,29,270.40
Total Expenses	41,067.97	46,195.33	56,808.00	2,13,230.65
Profit / (Loss) Before Tax	3,318.56	4,615.30	6,635.32	16,633.35
Current Tax	959.22	905.71	1,014.92	4,035.94
Deferred Tax	(230.53)	(50.15)	(256.59)	501.93
Tax of Previous Years	132.46	(89.96)	132.55	(63.44)
Profit / (Loss) after Tax	2,457.41	3,849.70	5,744.44	12,158.92

CHANGE IN ACCOUNTING POLICY/ PRINCIPLES

There has been no change in the Accounting Policy of the Company.

COMPANIES' OPERATIONS

On standalone basis, the company has achieved the Total Revenue of **Rs. 44,386.53** Lakhs as against the **Rs. 50,810.63** Lakhs during the previous year. PAT was at **Rs. 2,457.41** Lakhs in current year as compared to **Rs. 3,849.70** Lakhs in previous year.

On Consolidation basis, the company has achieved the Total Revenue of **Rs. 57,964.51** Lakhs as against the **Rs. 2,29,270.40** Lakhs during the previous year. PAT was at **Rs. 5,744.44** Lakhs in current year as compared to **Rs. 12,158.92** Lakhs in previous year

CHANGE IN THE NATURE OF BUSINESS, IF ANY

During the year under report, there is no change in the business of the Company and is continue to extracts its major revenue from the transportation, logistics & Construction, trading of oil and lubricants, Operations and Maintenance Income and investment and finance operations.

TRANSFER TO RESERVES

During the year under review, no amount has been transferred to reserves.

MATERIAL CHANGES BETWEEN THE DATE OF THE BOARD REPORT AND END OF FINANCIAL YEAR

- **Acquisition of Advent Coal Resources Pte. Ltd. (Overseas entity):** Subsequent to the reporting period, the Board of Directors of the Company at their meeting held on April 24, 2026 and May 22, 2026, approved the Acquisition of 78.26% Equity stake in Advent Coal Resources Pte. Ltd., a Company incorporated in Singapore, engaged in the coal mining sector. The entire purchase consideration for the said acquisition is being discharged through issuance of Equity shares of the Company to the existing stake holders.

  Members of the Company in their meeting held on June 18, 2026, approved said acquisition by requisite majority and subsequently Company got In-principal approvals from Bombay Stock Exchange and National Stock Exchange on July 31, 2026. As on date of this report, Company is undergoing process of circulation of Offer letter (Form PAS-4) to the identified investors pursuant to the terms of Shares swap.

- **Acquisition of Sainik Mining and Allied Services Limited (Domestic entity):** Subsequent to the reporting period, the Board of Directors of the Company approved the acquisition of 50.10% Equity stake in Sainik Mining and Allied Services Limited, a Company incorporated in India, engaged in Coal mining and allied activities and a Related party of the Company. The entire purchase consideration for of the said Acquisition is being discharged through issuance of Compulsorily Convertible Preference Shares (CCPS) of the Company to the respective sellers.

  Members of the Company in their meeting held on June 18, 2026, approved said acquisition by requisite majority and subsequently Company got In-principal approvals from Bombay Stock Exchange and National Stock Exchange on July 31, 2026. As on date of this report, Company is undergoing process of circulation of Offer letter (Form PAS-4) to the identified investors pursuant to the terms of Shares-swap.

SIGNIFICANT AND MATERIAL ORDERS PASSED BY THE REGULATORS OR COURTS OR TRIBUNALS IMPACTING THE GOING CONCERN STATUS AND COMPANY'S OPERATIONS IN FUTURE

During the year under review, there have been no such significant and material orders passed by the regulators or courts or tribunals impacting the going concern status and company's operations in future.

PROCEEDING OR SETTLEMENT UNDER INSOLVENCYAND BANKRUPTCY CODE

During the reporting period, the Company was not subject to any proceedings under the Insolvency and Bankruptcy Code, 2016, nor were there any such proceedings pending as of the year-end

STATUS OF SUBSIDIARY COMPANIES, JOINT VENTURES AND ASSOCIATE

A separate statement presenting the salient features of the financial statements of the subsidiaries, associate companies and Joint ventures in the prescribed *Form AOC-1*, is annexed with this report. In accordance with the provisions of Section 136 of the Act, the Audited financial statements and related information of the Subsidiaries, Associate companies and Joint ventures where applicable, will be available for inspection during regular business hours at the Company's registered office.

The subsidiaries in which the shareholding of the Company is presently more than half of the nominal capital of the Company as per section 2(87) of the Companies Act, 2013 are:

- **Indus Automotives Private Limited (In-APL)**: A Private Limited Company incorporated on July 05, 2010 by Registrar of Companies, National Capital Territory of Delhi and Haryana. The company acts from manufacturers to retailers, storers and warehouses, importers, exporters, repairers, hirers in all types of automotive vehicles usable on land, sea or air and to do all the allied activities relating thereto.

  Specialized Areas:

  The Company is engaged in the business of trading of genuine automobiles spare parts, heavy earthmoving equipment parts, lubricants, tyres, tubes and flaps. The Company holds authorised dealership of Asia Motor Works Ltd (AMW Ltd) for commercial vehicles, for Tyres tube and flaps of Birla Tyre, Ceat Ltd., MRF Limited, J.K Tyre & Industries Ltd., Apollo Tyres Ltd., for dealership for Lubricant of Valvoline Cummins Pvt. Ltd., Total Oil India Pvt Ltd., dealership for genuine automobiles spare parts of Ashoka Leyland, Tata Motors, Mahindra, Mico, TVS, Bosch, Telco, and Turbo and dealership for spare parts of heavy earthmoving parts with machinery parts of Liebherr India Ltd, Tata Hitachi, Hindustan Motors. The Company also has LMV workshop located at Dipka, korba, C.G. for repairs & maintenance of Light motor vehicles.

  Present Financial Structure and % of holding of STLL:

  The present authorised share capital of the company is Rs. 55,00,000/- divided into 5,50,000 equity shares of Rs. 10/- each. The present paid- up share capital of the

company is Rs. 52,50,000/- divided into 5,25,000 equity shares of Rs. 10/- each. STLL is holding 98.10% of the nominal share capital of In-APL.

- **Sudha Bio Power Private Limited**, A Private Limited Company incorporated on 21st July, 2011 by Registrar of Companies, Hyderabad. The Company is engaged in the business of generating, harnessing, developing, accumulating, distributing and supplying of electricity by setting up Bio mass power plants by use of liquid, gaseous or solid fuels for the purpose of light, heat motive power and for all other purposes for which electric energy can be employed. However due to all operational and management activities were carried out from New Delhi and keeping in view the administrative convenience, cost effectiveness, growth potential and opportunities existing, the Company shifted its registered office from Andhra Pradesh to New Delhi on 25.02.2016.

Specialized Areas:

It is presently engaged into the business of generating, distributing and supplying of electricity through its Bio Mass Power Plant by use of liquid, gaseous or solid fuels and to generate Power supply either by hydro, solar, thermal gas, diesel, oil or through Renewable Energy Sources such as solar, photo voltaic, and wind mill and or any other means and to Transmit, distribute, supply and sell such power either directly or through Transmission lines and facilities of central/State Governments or private Companies or Electricity Boards to industries and to Central/ State Governments to be proved other consumers or electricity including for captive consumption for any other industrial projects promoted by this company or promoter Companies, and generally to develop, generate accumulate power at any other place or places and to transmit, distribute sell and such supply such power and to acquire coal mines in India and/or abroad and to acquire concessions or licenses granted by or to enter into contracts with the Government of India or any other government authority for the construction, operation and maintenance of any electric installation for the production, transmission or use electric power of lighting, heating, signalling and other allied activities thereto.

Present Financial Structure and % of holding of STLL

During the year under review, the present authorized share capital of the company is Rs. 360,000,000/- divided into 36,000,000 equity shares of Rs. 10/- each. The present paid- up share capital of the company is Rs. 90,100,000/- divided into 9,010,000 equity shares of Rs. 10/- each. STLL is holding 100% of the nominal share capital of in SBPPL.

- **Param Mitra Resources Pte. Ltd.** Param Mitra Resources Pte. Ltd. ("PMR" or "Company") is a leading mining and infrastructure company in Indonesia, promoted by the Sindhu Family. With over 4 (four) decades of experience in coal mining, coal logistics, coal beneficiation, power generation, and power distribution, PMR operates under the esteemed Sainik-Aryan Group (SAG).

- **Specialized Expertise:** PMR has demonstrated expertise in exploration, mining, and logistics across Indonesia and internationally. This extensive experience enables PMR to manage mining operations in the most cost-efficient manner.

Operations:

Currently operating two active mines, PMR controls access to over 500 million tonnes of coal reserves located in East Kalimantan.

Marketing Strategy:

PMR's marketing approach includes a multi-dimensional strategy focused on both long-term offtake agreements and short-term contracts. It primarily supplies coal to South and East Asian markets, as well as the power sector and domestic markets in Indonesia.

Present Financial Structure and % of holding of STLL

During the year under review, the present paid up share capital of the company is 10,96,68,471 Equity Shares of USD $ 1 each. STLL is holding 93.19% of the nominal share capital In PMR Pte. Ltd.

The below mentioned list of Companies are subsidiaries of PMR Pte. Ltd. which itself are subsidiaries of STLL:

SUBSIDIARIES OF PARAM MITRA RESOURCES PTE. LTD. (OVERSEAS SUBSIDIARIES)

The overseas subsidiaries are presently engaged in coal mining and allied activities thereto. The details of the Companies are mentioned below:

PARAM MITRA RESOURCES PTE. LTD.

Param Mitra Coal Resources Pte Limited (PMCR Pte Ltd.)	**Param Mitra Power Pte Ltd.**
The paid-up share capital of the Company is USD 3,00,00,000 divided into 3,00,00,000 equity shares of USD 1/- each. PMR Pte Ltd (Subsidiary of STLL) is holding 60% of the share capital of PMCR Pte Ltd.	The paid-up share capital of the Company is 10,000 USD divided into 10,000 equity shares of USD 1/- each. PMR Pte Ltd (Subsidiary of STLL) is holding 70% of the share capital of PMP Pte Ltd.

Unity Holding Business Singapore Pte. Ltd (UHBS Pte. Ltd.)	**Dragon Power Investment Limited (DPIL)**	**Param Mitra Coal Resources One Pte Limited (PMCR One)**
The paid-up share capital of the Company is USD 15,00,000 divided into 15,00,000 equity shares of USD 1/- each. Param Mitra Coal Resources Pte Limited (Subsidiary of PMR Pte Ltd) is holding 100% of the share capital of UHBS Pte. Ltd..	The paid-up Share Capital of the Company is USD 1 divided into 1 Equity Share of USD 1/- each. Param Mitra Coal Resources Pte Limited (Subsidiary of PMR Pte Ltd) is holding 100% of the share capital of DPIL.	The paid-up share capital of the company is USD 1,48,75,000 divided into 1,48,75,000 equity shares of USD 1/- each. Param Mitra Coal Resources Pte Limited (Subsidiary of PMR Pte Ltd) is holding 100% of the nominal share capital of PMCR One Pte. Ltd..

Pt. Param Mitra Coal Movers (Pt. PMCM) (Earlier Pt. Mesra Prima Coal (Pt. MPC)	**Pt. Param Mitra Coal Resources (Pt. PMCR)**
The paid-up share capital of the company is IDR 50,00,00,000 divided into 4,00,000 equity shares of 1,25,000 IDR each. PMCR One Pte. Limited (Subsidiary of PMCR Pte Limited) is holding 99% of the share capital of Pt. PMCM.	The paid-up share capital of the company is IDR 10,00,000 divided into 10,00,000 equity shares of IDR 1 each. UHBS Pte. Ltd. (Subsidiary of PMCR Pte Ltd) is holding 99% of the share capital of Pt. PMCR.

Pt. Brillian Alam Sejahtera (Pt. BAS)
The paid-up share capital of the Company is IDR 10,00,00,00,000 divided into 10,000 equity shares of IDR 10,00,000 each. Pt. PMCM (Subsidiary of PMCR One Pte. Ltd.) is holding 99.99% of the share capital of Pt. BAS

PT Global Bumi Lumbung Indonesia (Pt. GBLI)	PT Jaya Jasamandiri (Pt. JJ)
The paid-up share capital of the company is IDR 1,34,60,00,00,000 divided into 1,34,600 equity shares of IDR 10,00,000/- each. DPIL (Subsidiary of PMCR Pte Ltd.) is holding 99.95% of the share capital of Pt. GBLI.	The paid-up share capital of the company is IDR 1,31,41,00,00,000 divided into 131,410 equity shares of 10,00,000 IDR each. Pt. GBLI (Subsidiary of DPIL) is holding 99.99% of the share capital of Pt. JJ.

CORPORATE SOCIAL RESPONSIBILITY

In compliance with Section 135 of the Companies Act, 2013 read with the Companies (Corporate Social Responsibility Policy) Rules, 2014, the Company has constituted Corporate Social Responsibility Committee and statutory disclosures with respect to the CSR Committee and Annual Report on CSR Activities forms part of this Report as **Annexure A.**

NUMBER OF MEETINGS OF BOARD

During the year 2025-26, the Board of Directors met in each quarter and the proceedings of the meeting are as per the provisions of the Companies Act, 2013 alongwith all other applicable provisions. The details of the meeting of the Board of Directors have been set out separately in Corporate Governance Report.

DECLARATION BY INDEPENDENT DIRECTORS

The Company has received necessary declaration from each Independent Director under section 149(7) of Companies Act 2013 that he/she meets the criteria of independence laid down in section 149(6) of Companies act 2013 and as per the prescribed regulation of SEBI (Listing Obligations and Disclosure Requirements) regulations, 2015.

The evaluation of the Board as a whole and the Board Level Committee(s) was carried out by the Independent Directors and Board of Directors as applicable at its respective meetings held on March 31, 2026, by assessment on parameters viz. related to roles, responsibilities and obligations of the Board, relevance of Board/ Board Committee discussions, attention to strategic issues, performance on key areas, providing feedback to executive management and assessing the quality, quantity and timeliness of flow of information between the management and the Board that is necessary for the Board/ Board Committees to effectively and reasonably perform their duties.

DIVIDEND

Our directors recommend no amount of dividend for the financial year 2025-26.

DIVIDEND DISTRIBUTION POLICY

The Dividend Distribution Policy, in terms of Regulation 43A of the Securities and Exchange Board of India (Listing Obligations and Disclosure Requirements) Regulations, 2015 ("SEBI Listing Regulations"), is available on the Company's website at https://sindhutrade.com/wp-content/uploads/2023/03/Dividend-Distribution-Policy.pdf.

DETAILS OF DIRECTORS, KEY MANAGERIAL PERSONNEL

- **Re-appointment of Director**:
  - Pursuant to the provisions of the Section 152 and other applicable provisions, if any, of the Companies Act, 2013, Mr. Rudra Sen Sindhu (DIN: 00006999), Director of the Company retire by rotation and being eligible, have offered themselves for re-appointment. Your director recommends his re-appointment;
  - Pursuant to the provisions of the Section 152 and other applicable provisions, if any, of the Companies Act, 2013, Mrs. Usha Sindhu (DIN: 00033930), Director of the Company retire by rotation and being eligible, have offered themselves for re-appointment. Your director recommends her re-appointment;

- Re-appointment of Ms. Nishi Sabharwal (DIN: 06963293) as an Independent Director of the Company;
- To regularize Mr. Ram Niwas Hooda (DIN: 05137074), as Additional Independent Director of the Company w.e.f. for a term of three years;
- To regularize Mr. Bal Krishan Sharma (DIN: 11684540), as Additional Independent Director of the Company w.e.f. for a term of three years.

PUBLIC DEPOSITS

The Company has not invited/ accepted any deposits from the public during the year ended March 31, 2026. There were no unclaimed or unpaid deposits as on March 31, 2026.

AUDITOR'S REPORT

Auditors' Report on the financial statements for the year ended on March 31, 2026 together with notes thereon is attached separately in this annual report. A perusal of the statement reflects that it certifies true and fair view of state of affairs of the Company. Further, the report also contains the prescribed annexure (known as CARO). In the said annexure, Auditors are required to give their observations on prescribed items. In the said Annexure, Auditors while quoting the observations in respect of all the items, have not made any qualification in respect any item.

The observations made in the Auditors' Report are self-explanatory and therefore do not call for any further comments.

DETAILS IN RESPECT OF FRAUDS REPORTED BY AUDITORS

During the year under review, no instances of fraud committed against the Company, by its officers or employees were reported by the Statutory Auditors and Secretarial Auditors, under Section 143(12) of the Act, to the Audit Committee or the Board of Directors of the Company.

AUDITOR

Statutory Auditor:

M/s NGC & Associates, Chartered Accountants (Firm Registration No. 033401N / N500351) holding office until the conclusion of the 35th Annual General Meeting.

Secretarial Auditor:

Pursuant to the provisions of Section 204 of the Companies Act, 2013 and the Companies (Appointment and Remuneration of Managerial Personnel) Rules, 2014, Secretarial Audit has been carried out by Payal Sharma, Company Secretaries.

The Secretarial audit report does not contain any qualification, reservation and adverse remarks and the report is attached as "**Annexure B**".

ANNUAL SECRETARIAL COMPLIANCE REPORT

In accordance with the provisions of applicable laws, the Company has undertaken an audit of its secretarial records and compliance practices for the financial year ended March 31, 2026. This audit was conducted to verify adherence to the applicable regulations, circulars, and guidelines issued under the SEBI Act.

The Annual Secretarial Compliance Report, issued by a Practicing Company Secretary, has been submitted to the Stock Exchanges within the prescribed timeline of sixty (60) days from the end of the financial year, as required under the Listing Regulations.

CONSERVATION OF ENERGY, TECHNOLOGY ABSORPTION & FOREIGN EXCHANGE EARNINGS AND OUTGO

The details of conservation of energy, technology absorption & foreign exchange earnings and outgo are as follows:

(A) Conservation of energy:
Your Company carries out its operations in an environmental friendly manner and is on the look-out for different ways & means to reduce the consumption of energy in its operations. Fuel & electricity consumption in different stages were monitored regularly and suitable corrective actions were taken wherever possible.

(B) Technology Absorption:
The Company continues to use the latest technologies for improving the productivity and quality of its services and products. The Company's operations do not require significant import of technology.

(C) Foreign exchange earnings and Outgo:

During the financial year the Foreign Exchange outflow is Rs. 0/- and the inflow of Foreign exchange is also Rs. 0/-.

PARTICULARS OF EMPLOYEE

Information as required under the provisions of Rules 5(2) & 5(3) of the Companies (Appointment and Remuneration of Managerial Personnel) Rules, 2014, is set out in **Annexure C** to the Directors' Report.

DIRECTORS' RESPONSIBILITY STATEMENT

Pursuant to the requirement under section 134(3)(C) of the Companies Act, 2013 with respect to Directors' Responsibility Statement, it is hereby confirmed that:

- in the preparation of the annual accounts for the financial year ended 31st March, 2026, the applicable accounting standards had been followed along with proper explanation relating to material departures;
- the directors had selected such accounting policies and applied them consistently and made judgments and estimates that are reasonable and prudent so as to give a true and fair view of the state of affairs of the company as at March 31, 2026 and of the profit and loss of the company for that period.
- the directors had taken proper and sufficient care for the maintenance of adequate accounting records in accordance with the provisions of the Companies Act, 2013 for safeguarding the assets of the company and for preventing and detecting fraud and other irregularities;
- the directors had prepared the annual accounts on a going concern basis;
- the directors have laid down internal financial controls to be followed by the Company and such internal financial controls are adequate and were operating effectively; and
- the directors had devised proper systems to ensure compliance with the provisions of all applicable laws and that such systems were adequate and operating effectively.

RISK MANAGEMENT COMMITTEE: OVERVIEW

In terms of SEBI (LODR) Regulation, 2015, the Company has constituted a Risk Management Committee on 13 November, 2014 for framing, implementing and monitoring the risk management policy of the Company.

The Committee has adopted a Charter that outlines the role, responsibilities and power of the Committee and the procedure for organizing the meeting of the Committee. Further, Risk Management Plans and Policies of the Company stimulates the development, review, and revision of the organization's practices and protocols in light of identified risks and chosen loss prevention and reduction strategies. Principles of the Plan provide the foundation for developing key policies and procedures for day-to-day risk management activities.

Our Risk Management Policy has been formulated in accordance with industry best practices and regulatory requirements, including Regulation 21 of the Listing Regulations. The Policy outlines the process for systematic identification, assessment, monitoring, and mitigation of risks. Its principal objective is to proactively manage changes in both the internal and external

business environment, minimize adverse impacts, and seize potential opportunities, thereby ensuring business continuity and long-term value creation. The Company has instituted a structured matrix on risk evaluation, employing a structured risk matrix that assesses risks according to their likelihood and potential impact. These risks are systematically categorized across a defined risk scale—low, medium, and high, thereby facilitating a clear prioritization process. This framework serves as a strategic and operational cornerstone, guiding the formulation and implementation of targeted risk mitigation strategies.

DIFFERENCE IN VALUATION

The company has never made any one-time settlement against the loans obtained from Banks and Financial Institution and hence this clause is not applicable.

VIGIL MECHANISM/ WHISTLE BLOWER POLICY

In accordance with the section 177(9) of the Act read with Regulation 22 of the SEBI (Listing Obligations and Disclosure Requirements) Regulation, 2015, Company has formulated a Vigil Mechanism / Whistle Blower Policy for its Directors and employees to report concerns about unethical behaviour, actual or suspected fraud or violation of the Company's fundamental code of conduct. The details of the same are made available on the Company's website www.sindhutrade.com.

BOARD EVALUATION

The board of directors has carried out an annual evaluation of its own performance, Board committees and Individual directors pursuant to the provisions of the Companies Act, 2013 and the corporate governance requirements as prescribed under SEBI (Listing Obligations and Disclosure Requirements) Regulation, 2015, which has been set out in the Corporate Governance Report.

COST RECORD

The provision of Cost Audit as per section 148 of the Companies Act, 2013, doesn't applicable on the Company.

COMPANYS' POLICY ON DIRECTORS' APPOINTMENT AND REMUNERATION INCLUDING CRITERIA FOR DETERMINING QUALIFICATIONS, POSITIVE ATTRIBUTES, INDEPENDENCE OF A DIRECTOR AND OTHER MATTERS PROVIDED UNDER SUB-SECTION (3)OF SECTION178

A brief report on the criteria of selection of Executive and Non-executive Directors/Chairman, CEO, Senior Management employees their Remuneration policy including criteria for determining qualifications, positive attributes, independence of director and other matters provided under sub-section (3) of section 178 has been set out separately in Corporate Governance Report.

PARTICULARS OF LOANS, GUARANTEE OR INVESTMENTS UNDER SECTION 186

The particulars of loans, guarantees and investments, based on applicability under Section 186 of the Act, have been disclosed in the Notes forming part of the Financial Statements.

RELATED PARTY TRANSACTION

All related party transactions entered during the year were on arm's length basis and in the ordinary course of business. Prior omnibus approval was taken at the audit committee for the transactions which are foreseen and/or repetitive in nature. The policy on the related party transactions duly approved by the Board is uploaded on company's website and can be accessed at www.sindhutrade.com.

In alignment with the internal governance structure and in accordance with the provisions of the aforementioned Policy, all RPTs undertaken during the financial year were executed with prior approval of the Audit Committee and the Board. Prior omnibus approval was obtained for RPTs that are recurring in nature or are anticipated, as well as for unforeseen transactions in the ordinary course of business, subject to compliance with threshold limits and terms as prescribed under the Act and the Listing Regulations. The Company submits a detailed report of all RPTs on a quarterly basis to the Audit Committee and the Board, accompanied by

certification from the Internal Auditor, confirming compliance with internal policies and statutory requirements. During the financial year under review, all RPTs executed by the Company were conducted on an arm's length basis and in the ordinary course of business. These transactions have been appropriately disclosed in compliance with Ind AS-24, within the Notes to the Financial Statements.

Apart from the transactions disclosed as above, no other RPTs were entered into with Promoters, members of the Promoter Group, Directors, KMP, SMP of the Company, or with its Subsidiary. Furthermore, there were no transactions, either directly or indirectly involving any third party, that could potentially give rise to a conflict of interest affecting the broader interests of the Company. Any interest held by Directors is transparently disclosed during meetings of the Board and the Audit Committee. Directors with a potential or actual conflict of interest abstain from deliberations and voting in relation to such transactions, thereby upholding the principles of fairness and accountability in the Company's decision-making processes.

During the year under review, all the transactions with the related party Particulars of the contracts or arrangements with related parties referred to in sub-section (1) of section 188 read with Rules as applicable is annexed herewith as "**Annexure D**".

COPY OF ANNUAL RETURN

The copy of Annual Return has been uploaded at the website of the Company i.e. www.sindhutrade.com.

CHANGES IN SHARE CAPITAL

As on March 31, 2026:

i) the Authorized capital of the Company stood at INR 156,00,00,000/- (Rupees One Hundred Fifty-Six Crores only) divided into 156,00,00,000 (One Hundred Fifty-Six Crores only) Equity shares of 1/- (Rupees One only) each.

ii) the Paid-up capital of the Company stands INR 154,19,28,780/- (Rupees One Hundred Fifty-Four Crores Nineteen Lacs Twenty-Eight Thousand Seven Hundred Eighty only) comprising of 154,19,28,780 equity shares of 1/- (Rupees One only) each.

There was no change in the Authorized and Paid-Up Share Capital during the year under review. The Company has neither issued shares with differential voting rights nor has issued any sweat equity shares.

FAMILARIZATION PROGRAMME FOR INDEPENDENT DIRECTORS

The Company keeps its directors informed of the activities of the Company, its management and operations and provides an overall industry perspective as well as issues being faced by the industry. The details of various familiarization programmes provided to the Independent Directors of the Company is available on the Company's website www.sindhutrade.com.

INTERNAL CONTROL SYSTEMS AND THIR ADEQUACY

The Company has an Internal Control System which ensures that all transactions are authorised, recorded and reported correctly, and assets are safeguarded and protected against loss from unauthorized use or disposition. In addition, there are operational controls and fraud risk controls, covering the entire spectrum of internal financial controls. The Internal Audit is being done by the independent Chartered Accountants who monitors and evaluates the efficacy and adequacy of internal control system in the Company, its compliance with operating systems, accounting procedures and policies at all locations of the Company and its subsidiaries. All these measures facilitate timely detection of any irregularities and early remedial steps.

No significant audit observations and recommendations have been received from the Internal Auditors of the Company.

The Audit Committee of the Board plays a pivotal role in overseeing the internal controls and risk management systems of the Company. It periodically reviews and evaluates internal audit reports and finding (if any) thereon, audit plans, and risk assessment outcomes to ensure continuous enhancement and strengthening of the control framework. Observations and

recommendations from internal audits are reviewed in Audit Committee meetings, and appropriate corrective actions are initiated. The Internal Auditor and their team actively participate in Audit Committee meetings, presenting his findings and assessments, particularly on the internal controls over financial reporting. The Committee also monitors the implementation status of audit recommendations and ensures appropriate follow-up actions are taken.

Detailed disclosures pertaining to the adequacy and operating effectiveness of the Company's internal control systems and risk management framework are provided in the MDA section of this Annual Report.

PREVENTION OF SEXUAL HARASSMENT OF WOMEN AT WORKPLACE

The Company has complied with the provisions of the Sexual Harassment of Women at Workplace (Prevention, Prohibition and Redressal) Act, 2013 and has in place a Policy on Prevention of Sexual Harassment at the Workplace in line with the provisions of the said Act and an Internal Complaints Committee has also been set up to redress complaints received regarding Sexual Harassment.

Details of Sexual Harassment Complaints for the Financial Year 2025-26:

Number of complaints of sexual harassment received during the year:	0
Number of complaints disposed of during the year:	N.A.
Number of cases pending for more than ninety days:	N.A.

MATERNITY BENEFITS

The Board has implemented proper systems & framework to ensure compliance with the provisions of Maternity Benefit Act, 1961 and Company is compliant with provisions of said enactment.

INSIDER TRADING REGULATIONS

The Company has adopted a Code of Conduct for Prevention of Insider Trading with a view to regulate the trading in securities by the Directors and designated employees of the Company. The purpose of the Code is to prevent the misuse of any price sensitive information through dealing in the shares of the company by directors, officers and employees of the company. Further the company has adopted the trading window closure policy, to prevent the directors, officers and employees of the company from trading in the securities when there is unpublished price sensitive information.

All Board Directors and the designated employees have confirmed compliance with the Code.

CORPORATE GOVERNANCE REPORT

The company firmly believes in the principles of the good Corporate Governance A detailed report on corporate governance in accordance with the Listing Agreement separately forms part of this annual report.

MANAGEMENT DISCUSSION AND ANALYSIS STATEMENT

The Management Discussion and Analysis Statement as required under Regulation 34 of the SEBI (Listing Obligations and Disclosure Requirements) Regulations, 2015 is disclosed separately in this annual report.

LISTING OF SHARES

The Equity Shares of the Company is listed on Bombay Stock Exchange and National Stock Exchange. These shares were traded during the year under review at the Exchange. The Status of Listing of shares at these Stock Exchanges is given in the Corporate Governance Report.

BRSR REPORTING

At STLL, fulfilment of environmental, social and governance responsibility is an integral part

of the way the Company conducts its business.

In terms of the Regulation 34 of the Listing Regulations, the Business Responsibility and Sustainability Report is available on the website of the Company www.sindhutrade.com. Any Member interested in obtaining a physical copy of the same may write to the Company Secretary at the Registered Office of the Company.

INVESTOR CORRESPONDENCE

In order to facilitate quick redressal of the grievances/queries, the Investors and Shareholders may contact the Company Secretary at the under mentioned new corporate office address for any assistance:

Ms. Suchi Gupta
Company Secretary & Compliance Officer
Sindhu Trade Links Limited
129, Transport Centre, Rohtak Road,
Punjabi Bagh, New Delhi – 110035
Email: corporatecompliance@sindhutrade.com

CREDIT RATINGS

The credit ratings outstanding for various instruments of the Company as on March 31, 2026 are as under:

Rating Agency	Instruments as on 31st March, 2026	Rating
India Ratings and Research (Ind-Ra)	Term Loan	IND B++
	Fund-based working capital limit	IND B++
	Non-fund-based working capital limit	IND B++

COMPLIANCE WITH SECRETARIAL STANDARDS

The Company has devised proper systems to ensure compliance with the provisions of all applicable Secretarial Standards issued by the Institute of Company Secretaries of India and that such systems are adequate and operating effectively.

ACKNOWLEDGEMENTS

Your director's place on records their deep appreciation to the shareholders, business associates, and financial institutions at all levels for their consistent support and encouragement of the Company. The enthusiasm and beneficent efforts of the employees have enabled the Company to remain at the leading- edge of the industry. Your directors would also like to acknowledge the constructive suggestions from the statutory auditors for ensuring the accurate and authentic compliances for the Company.

By Order of the Board of Directors
For Sindhu Trade Links Limited

Sd/-
(Saurabh Sindhu)
Director
Din no.-02291158

Sd/-
(Rudra Sen Sindhu)
Director
Din No.-00006999

Place: Gurugram
Dated: 13.08.2026

Annexure – A

ANNUAL REPORT ON CSR ACTIVITIES

1. **A brief outline of the Company's CSR policy:**

Company's focus areas under CSR:

- Health
- Education
- Environment
- Sports
- Disaster relief

The principle aim and objective of the policy is to undertake, promote any project/ activity for the promotion and growth of the rural economy, socio-economic development and upliftment of people in rural areas.

The Company's CSR policy is available on the Company website: www.sindhutrade.com

2. **The composition of the CSR committee:**

S. No.	Name of the Member	Designation /Nature of Directorship	Number of meetings of CSR Committee held during the year	Number of meetings of CSR Committee attended during the year
1	**Mr. Ramesh Shah**	**Chairman**	02	02
2	**Mr. Saurabh Sindhu**	**Member**	02	01
3	**Mrs. Usha Sindhu**	**Member**	02	02

3. Provide the web-link where Composition of CSR committee, CSR Policy and CSR projects approved by the board are disclosed on the website of the company: **https://sindhutrade.com/wp-content/uploads/2022/05/CSR-Pplicy-New_Updated.pdf**.

4. Details of the amount available for set off in pursuance of sub-rule (3) of rule 7 of the Companies (Corporate Social responsibility Policy) Rules, 2014 and amount required for set off for the financial year, if any**:**

S. No.	Financial Year	Amount available for set-off from preceding financial years	Amount required to be set-off for the financial year, if any
1	2024-25	Nil	Nil
2	2023-24	Nil	Nil

5. Average net profit of the company as per section 135(5) of the Act: **Rs. 50,87,53,155/-**

6. (a) Two percent of average net profit of the company as per section 135(5): **Rs. 1,01,75,063/-**

(b) Surplus arising out of the CSR projects or programmes or activities of the previous financial years: **Nil**

(c) Amount required to be set off for the financial year, if any: **Nil**

(d) CSR obligation of preceding Financial Years spend in Current Financial Year: **Nil**

(d) Total CSR obligation for the financial year (a+b+c+d): **Rs. 1,01,75,063/-**

7. (a) CSR amount spent or unspent for the financial year:

Total Amount Spent for the Financial Year	**Amount Unspent (in INR)**				
	Total Amount transferred to Unspent CSR Account as per section 135(6).		**Amount transferred to any fund specified under Schedule VII as per second proviso to section 135(5).**		
	Amount	**Date of Transfer**	**Name of the Fund**	**Amount**	**Date of Transfer**
Rs. 1,01.75 Lakhs	NA	NA	Nil	Nil	Nil

(b) Details of CSR amount spent against ongoing projects for the financial year: **1,01,75,000/-**

(c) Details of CSR amount spent against other than ongoing projects for the financial year:

Sr. No.	**CSR project/ activity identified**	**Item from the list of activities in Schedule VII the Act**	**Amount Spent for CSR Project/Activity Identified**	**Mode of Implementation**	**Mode of Implementing through implementing Agency**	
					Name	**CSR Registration**
1.	**NA**					

(d) Amount spent in Administrative Overheads: **Nil**

(e) Amount spent on Impact Assessment, if applicable: **NA**

(f) Total amount spent for the Financial Year (b+c+d+e): **Nil**

(g) Excess amount for set off, if any

S. No	Particular	Amount (in Rs.)
i	Two percent of average net profit of the company as per section 135(5)	**1,01,75,063**
ii	Total amount spent for the Financial Year	**1,01,75,063**
iii	Excess amount spent for the financial year [(ii)-(i)]	**0.00/-**
iv	Surplus arising out of the CSR projects or programmes or activities of the previous financial years, if any	**Nil**
v	Amount available for set off in succeeding financial years [(iii)-(iv)]	**Nil**

8. (a) Details of Unspent CSR amount for the preceding three financial years: **Nil**
(b) Details of CSR amount spent in the financial year for ongoing projects of the preceding financial year(s): **1,01,75,000/-**

9. In case of creation or acquisition of capital asset, furnish the details relating to the asset so created or acquired through CSR spent in the financial year: **Nil**

10. Specify the reason(s), if the company has failed to spend two per cent of the average net profit as per section 135(5): NA

By Order of the Board of Directors

For **Sindhu Trade Links Limited**

Date: 13.08.2026
Place: Gurugram

Sd/-
Rudra Sen Sindhu
Chairman & Director
DIN: 00006999
Address: 23, Rajdoot Marg, Chankyapuri,
New Delhi - 110021

Annexure - B

Form No. MR-3

SECRETARIAL AUDIT REPORT

FOR THE FINANCIAL YEAR ENDED 31ST MARCH, 2026

[Pursuant to section 204(1) of the Companies Act, 2013 and rule No. 9 of the Companies (Appointment and Remuneration Personnel) Rules, 2014]

To,

The Members,
Sindhu Trade Links Limited
CIN: L63020DL1992PLC121695
129, Transport Centre, Rohtak Road,
Punjabi Bagh, New Delhi- 110035

I have conducted the Secretarial Audit of the compliance of applicable statutory provisions and the adherence to good corporate practices by **Sindhu Trade Links Limited (CIN-L63020DL1992PLC121695)** (hereinafter called the company). Secretarial Audit was conducted in a manner that provided me a reasonable basis for evaluating the corporate conducts/statutory compliances and expressing my Opinion thereon.

Based on my verification of the **Sindhu Trade Links Limited** books, papers, minute books, forms and returns filed and other records maintained by the company and also the information provided by the Company, its officers, agents and authorized representatives during the conduct of secretarial audit, I hereby report that in my opinion, the company has, during the audit period covering the financial year ended on 31st March, 2026 complied with the statutory provisions listed hereunder and also that the Company has proper Board-processes and compliance-mechanism in place to the extent, in the manner and subject to the reporting made hereinafter:

I have examined the books, papers, minute books, forms and returns filed and other records maintained by **Sindhu Trade Links Limited** ("The Company") for the financial year ended on 31st March, 2026 according to the provisions of:

(i) The Companies Act, 2013 (the Act) and the rules made there);

(ii) The Securities Contracts (Regulation) Act, 1956 ('SCRA') and the rules made there under;

(iii) The Depositories Act, 1996 and the Regulations and Bye-laws Framed there under;

(iv) Foreign Exchange Management Act, 1999 and the rules and regulations made there under to extent of Foreign Direct Investment, Overseas Direct Investment and External Commercial borrowings;

(v) The following Regulations and Guidelines prescribed under the Securities and Exchange Board of India Act, 1992 ('SEBI Act'):-

(a) The Securities and Exchange Board of India (Listing Obligations and Disclosure Requirements) Regulations, 2015;

(b) The Securities and Exchange Board of India (Substantial Acquisition of Shares and Takeovers) Regulations, 2011

(c) The Securities and Exchange Board of India (Prohibition of Insider Trading) Regulations, 1992

(d) The Securities and Exchange Board of India (Issue of Capital and Disclosure Requirements) Regulations, 2009

(e) The Securities and Exchange Board of India (Employee Stock Option Scheme and Employee Stock Purchase Scheme) Guidelines, 1999

(f) The Securities and Exchange Board of India (Issue and Listing of Debt Securities) Regulations, 2008

(g) The Securities and Exchange Board of India (Registrars to an Issue and Share Transfer Agents) Regulations, 1993 regarding the Companies Act and dealing with client

(h) The Securities and Exchange Board of India (Delisting of Equity shares) Regulations 2009;

(i) The Securities and Exchange Board of India (Buyback of Securities) Regulations, 1998.

For the compliance of Environmental laws, Labour Laws & other General Laws our examination and reporting is based on the documents, records and files as produced to me and the information and explanation provided to me by the officers and management of the company and to the best of my judgement and understanding of the different enactments upon the company, in my opinion there are adequate systems and processes exist in the Company to monitor and ensure compliance with the Environmental Laws, Labour Laws & other General Laws.

I have also examined compliance with the applicable clauses of the following:

(i) Secretarial Standards issued by The Institute of Company Secretaries of India: Secretarial Standards issued by The Institute of Company Secretaries of India for Board Meetings and General Meetings are applicable and have been duly complied.

(ii) The Listing Agreements entered into by the Company with Stock Exchange(s): During the period under review the Company has generally complied with the provisions of the Corporate Laws and applicable Rules, Regulations, Guidelines, Standards, etc.

I further report that:

The Board of Directors of the Company is duly constituted with proper balance of Executive Directors, Non Executive Directors and Independent Director. The changes in the composition of the Board of Directors that took place during the period under review were carried out in compliance with the provisions of the Act.

Adequate notice(s) is given to all the directors to schedule the Board Meetings, agenda and detailed notes on agenda were sent at least seven days in advance (and by complying with prescribed procedure where the meetings are called with less than seven days notice), and a system exists for seeking and obtaining further information and clarifications on the agenda items before the meeting and for meaningful participation at the meeting.

Majority decision is carried through while the dissenting member'views are captured and recorded as part of the minutes.

I further report that

1. There was no prosecution initiated against or show cause notice received by the Company and no fines or penalties or other punishment was imposed on the Company during the financial year, for offences under the Corporate Laws.

2. Based on the Audit Procedures performed and the information and explanations given to me, i report that no fraud on or by the Company was noticed or reported during the year.

3. Management has informed us that the website of the Company (sindhutrade.com) is being updated regularly as per the provisions of the Companies Act, 2013.

4. During the period under review the Company has complied with the provisions of the Act, Rules, Regulations, Guidelines, Standards, etc.

I further report that there are adequate systems and processes in the company commensurate with the size and operations of the company to monitor and ensure compliance with applicable laws, rules, regulations and guidelines.

I further report that during the audit period the Company has no specific events / actions having a major bearing on the Company's affairs in pursuance of the above referred laws, rules, regulations, guidelines, standards, etc. referred to above.

This report is to be read with my letter of even date which is annexed as **Annexure-A** and forms an integral part of this Report.

Place: New Delhi

Date: August 13TH, 2026

Sd/-

For Payal Sharma

Company Secretary in Practice

M. No. F8053

C.P No. 8116

Peer Review No: 2489/2022

UDIN: F008053H001107833

To,

The Members,

Sindhu Trade Links Limited

CIN: L63020DL1992PLC121695

129, Transport Centre, Rohtak Road,

Punjabi Bagh, New Delhi- 110035

Our report of even date is to be read along with this letter stating that.

1. Maintenance of secretarial record is the responsibility of the management of the Company. My responsibility is to express an opinion on these secretarial records based on our audit.
2. We have followed the audit practices and process as were appropriate to obtain reasonable assurance about the correctness of the Secretarial records. The verification was done on test check basis to ensure that correct facts are reflected in Secretarial records. We believe that the process and practices, we followed provide a reasonable basis of our opinion.
3. We have not verified the correctness and appropriateness of financial records and Books of Accounts of the Company.
4. Where ever required, we have obtained the Management representation about the Compliance of laws, rules and regulations and happening of events etc.
5. The Compliance of the provisions of Corporate and other applicable laws, rules, regulations, standards is the responsibility of management. Our examination was limited to the verification procedure on test check basis.

   The Secretarial Audit report is neither an assurance as to the future viability of the Company nor of the efficacy or effectiveness with which the management has conducted the affairs of the Company

Place: New Delhi

Date: August 13TH, 2026

Sd/-

For Payal Sharma

Company Secretary in Practice

M. No. F8053

C.P No. 8116

Peer Review No: 2489/2022

UDIN: F008053H001107833

the ratio of the remuneration of each director to the median remuneration of the employees of the company for the financial year;	**Name of the Director/CEO**	**Ratio to the median**		
	Alok Gupta	20:1		
the percentage increase in remuneration of each director, Chief Financial Officer, Chief Executive Officer, Company Secretary or Manager, if any, in the financial year;	**Name of Director/CS/CFO/CEO**	**% increase**		
	Alok Gupta-CEO	0%		
	Suchi Gupta-CS	10%		
	Vikas Singh Hooda-CFO	0%		
the percentage increase in the median remuneration of employees in the financial year;	0.00%			
the number of permanent employees on the rolls of Company;	1,228 (Approx.)			
the explanation on the relationship between average increase in remuneration and company performance;	The decrease in PAT between financial year 2025 and 2026 is 36.17% and the average increase in total remuneration given to employees is 12.0%. The average increase in remuneration is based on performance, market data; the increase given by peer companies and other factors.			
comparison of the remuneration of the Key Managerial Personnel against the performance of the Company;				**(in Lakhs)**
	Particulars	**2025-26**	**2024-25**	**% inc./dec**
	Remuneration of KMP	96.05	97.27	0.00%
	PAT of Company	2457.41	3849.70	-36.17%
variations in the market capitalisation of the company, price earnings ratio as at the closing date of the current financial year and previous financial year and percentage increase over decrease in the market quotations of the shares of the company in comparison to the rate at which the company came out with the last public offer in case of listed companies, and in case of unlisted companies, the variations in the net worth of the company as at the close of the current financial year and previous financial year;				**(in crores)**
	Particulars	**2026**	**2025**	
	Market Capitalization*	3211.84	3043.77	
	*The variation in the market capitalisation is negligible.			
average percentile increase already made in the salaries of employees other than the managerial personnel in the last financial year and its comparison with the percentile increase in the managerial remuneration and justification thereof and point out if there are any exceptional circumstances for increase in the managerial remuneration;	12.0%			
the key parameters for any variable component of remuneration availed by the directors;	Not applicable.			
the ratio of the remuneration of the highest paid director to that of the employees who are not directors but receive remuneration in excess of the highest paid director during the year;	Not applicable.			
Affirmation that the remuneration is as per the remuneration policy of the company.	Yes; the remuneration is as per the remuneration policy of the company			

STLL Sindhu Trade Links Ltd.

Form AOC- 1

(Pursuant to first proviso to sub-section (3) of section 129 read with rule 5 of Companies (Accounts) Rules, 2O14)

Statement containing salient features of the financial statement of subsidiaries or associate companies or Joint ventures

Part A Subsidiaries

(Information in respect of each subsidiary to be presented with amounts in Rs. lakhs)

1.	S. No.	1	2	3
2.	Name of the subsidiary	Indus Automotives Pvt. Ltd.	Sudha Bio Power Private Limited	Param Mitra Resources Pte. Ltd
3.	The date since when subsidiary was acquired	Since F.Y. 2012-13	Since F.Y. 2014-15	Since F.Y. 2011-12
4.	Reporting period for the subsidiary concerned, if different from the holding company's reporting period.	NA	NA	NA
5.	Reporting currency and Exchange rate as on the last date of the relevant Financial year in the case of foreign subsidiaries.	NA	NA	USD (INR 93.28 approx. at the last date of reporting financial year)
6.	Share capital	52.50	901.00	1,096.68
7.	Reserves and surplus	2,169.95	3,683.68	315.32
8.	Total assets	3312.55	5,703.50	2,270.48
9.	Total Liabilities	1,090.09	1,118.82	858.48
10.	Investments	631.42	-	1,923.73
11.	Turnover	347.46	5,344.00	89.32
12.	Profit before taxation	126.63	62.24	34.73
13.	Provision for taxation	15.54	14.19	-
14.	Profit after taxation	111.09	48.05	34.73
15.	Proposed Dividend	NA	NA	NA
16.	Extent of shareholding (in percentage)	98.10	100.00	100.00

Notes: The following information shall be furnished at the end of the statement:

1. Names of subsidiaries which are yet to commence operations: **NIL**
2. Names of subsidiaries which have been liquidated or sold during the year: **NIL**

STLL Sindhu Trade Links Ltd.

Part B Associates and Joint Ventures

Statement pursuant to Section 129 (3) of the Companies Act, 2O13 related to Associate Companies and Joint Ventures

(Information in respect of each subsidiary to be presented with amounts in Rs. lakhs)

Name of Associates or Joint Ventures	**Indus Best Mega Food Park Pvt. Ltd.**	**Tandem Commercial Pvt. Ltd.**	**Ansh Petro Private Limited**
1. Latest audited Balance Sheet Date	31-03-2026	31-03-2026	31-03-2026
2. Date on which the Associate or Joint Venture was associated or acquired	Since incorporation	Since F.Y. 2011-12	Since incorporation
3. Shares of Associate or Joint Ventures held by the company on the year end			
No.	84,89,800	18,80,000	2,600
Amount of Investment in Associates or Joint Venture	863.98	188.00	0.26
Extent of Holding (in percentage)	35.63%	50.00%	26.00%
4. Description of how there is significant influence	There is significant influence due to percentage(%) of Holding & Voting Rights.	There is significant influence due to percentage(%) of Holding & Voting Rights.	There is significant influence due to percentage(%) of Holding & Voting Rights.
5. Reason why the associate/Joint venture ls not consolidated.	NA	NA	NA
6. Net worth attributable to shareholding as per latest audited Balance Sheet	384.94	1401.65	1.18
7. Profit or Loss for the year			
i. Considered in Consolidation	-	(2.39)	0.92
ii. Not Considered in Consolidation	-	-	-

1. Names of associates or joint ventures which are yet to commence operations: NIL

2. Names of associates or joint ventures which have been liquidated or sold during the year: NIL

Note: This Form is to be certified in the same manner in which the Balance Sheet is to be certified.

STLL Sindhu Trade Links Ltd.

Annexure - E

FORM NO. AOC-2

(Pursuant to clause (h) of sub-section (3)of section 134 of the Act and Rule 8(2) of the Companies (Accounts) Rules, 2014)

Form for disclosure of particulars of contracts/arrangements entered into by the company with related parties referred to in sub-section (1) of section 188 of the Companies Act, 2013 including certain arms-length transactions under third proviso thereto

1. Details of contracts or arrangements or transactions not at arm's length basis: Nil

Name(s) of the related party and nature of relationship	Nature of contracts/ arrangements/transactions	Duration of the contracts / arrangements/transactions	Salient terms of the contracts or arrangements or transactions including the value, if any	Justification for entering into such contracts or arrangements or transactions	date(s) of approval by the Board	Amount paid as advances, if any:	Date on which the special resolution was passed in general meeting as required under first proviso to section 188
NIL	NIL	NIL	NIL	NIL	NIL	NIL	NIL

2. Details of material contracts or arrangement or transactions at arm's length basis:

Name(s) of the related party and nature of relationship	Nature of contracts /arrangement /transactions	Duration of the contracts / arrangements/transactions	Salient terms of the contracts or arrangements or transactions including the value, if any:	Date(s) of approval by the Board, if any:	Amount paid as advances, if any:
Hari Bhoomi Communications Private Limited Related pursuant to Section 2(76)(viii)A	Rendered service	1 year subject to renewal	Advertisement expenses amounting to Rs. 2.74 Lakhs Tenure:1 year subject to renewal	Duly Approved by Audit Committee	NA
Usha Sindhu Related pursuant to Section 2(76)(i)	Interest expenses paid	1 year subject to renewal	Interest expenses paid amounting to Rs. 3.71 Lakhs Tenure:1 year subject to renewal Interest rate:10%	Duly Approved by Audit Committee	NA
Rudra Sen Sindhu Related pursuant to Section 2(76)(i)	Interest expenses paid	1 year subject to renewal	Interest expenses paid amounting to Rs. 22.23 Lakhs Tenure:1 year subject to renewal Interest rate:10%	Duly Approved by Audit Committee	NA
Vir Sen Sindhu Related Pursuant to Section 2(76)(ii)	Interest expenses paid	1 year subject to renewal	Interest expenses paid amounting to Rs. 10.00 Lakhs Tenure:1 year subject to renewal Interest rate:10%	Duly Approved by Audit Committee	NA
Indus Infra Built Private Limited	Interest expenses paid	1 year subject to renewal	Interest expenses paid amounting to Rs. 1.57	Duly Approved by Audit Committee	NA

Related pursuant to section 2(76)(iv)			Lakhs Tenure: 1 year subject to renewal Interest rate: 10%		
Sindhu Farms Private Limited Related pursuant to section 2(76)(iv)	Interest expenses paid	1 year subject to renewal	Interest expenses paid amounting to Rs. 551.22 Lakhs Tenure: 1 year subject to renewal Interest rate: 10%	Duly Approved by Audit Committee	NA
Param Mitter Realtors Private Limited Related pursuant to section 2(76)(iv)	Interest expenses paid	1 year subject to renewal	Interest expenses paid amounting to Rs. 552.53 Lakhs Tenure: 1 year subject to renewal Interest rate: 10%	Duly Approved by Audit Committee	NA
PM Fincap Limited Related pursuant to section 2(76)(iii)	Interest expenses paid	1 year subject to renewal	Interest expenses paid amounting to Rs. 823.10 Lakhs Tenure: 1 year subject to renewal Interest rate: 10%	Duly Approved by Audit Committee	NA
Shyam Indus Solar Power Private Limited Related pursuant to section 2(76)(iv)	Interest expenses paid	1 year subject to renewal	Interest expenses paid amounting to Rs. 139.68 Lakhs Tenure: 1 year subject to renewal Interest rate: 10%	Duly Approved by Audit Committee	NA
Param Mitter Associates Private Limited Related pursuant to section 2(76)(iv)	Interest expenses paid	1 year subject to renewal	Interest expenses paid amounting to Rs. 4.05 Lakhs Tenure: 1 year subject to renewal Interest rate: 10%	Duly Approved by Audit Committee	NA
Sindhu Realtors Private Limited Related pursuant to section 2(76)(iii)	Interest expenses paid	1 year subject to renewal	Interest expenses paid amounting to Rs. 110.93 Lakhs Tenure: 1 year subject to renewal Interest rate: 10%	Duly Approved by Audit Committee	NA
Indus Edumanagement Service pvt ltd Related pursuant to section 2(76)(iii)	Interest expenses paid	1 year subject to renewal	Interest expenses paid amounting to Rs. 32.36 Lakhs Tenure: 1 year subject to renewal	Duly Approved by Audit Committee	NA

			Interest rate: 10%		
Swahiba Ventur Pvt Ltd Related pursuant to section 2(76)(iii)	Interest expenses paid	1 year subject to renewal	Interest expenses paid amounting to Rs. 21.10 Lakhs Tenure: 1 year subject to renewal Interest rate: 10%	Duly Approved by Audit Committee	NA
Arpa Infrastructure Developers Pvt Ltd Related pursuant to section 2(76)(iii)	Interest expenses paid	1 year subject to renewal	Interest expenses paid amounting to Rs. 178.23 Lakhs Tenure: 1 year subject to renewal Interest rate: 10%	Duly Approved by Audit Committee	NA
Hari Bhoomi communications pvt ltd Related pursuant to section 2(76)(iii)	Interest expenses paid	1 year subject to renewal	Interest expenses paid amounting to Rs. 104.75 Lakhs Tenure: 1 year subject to renewal Interest rate: 10%	Duly Approved by Audit Committee	NA
Legent Travels Pvt Ltd Related pursuant to section 2(76)(iii)	Interest expenses paid	1 year subject to renewal	Interest expenses paid amounting to Rs. 79.65 Lakhs Tenure: 1 year subject to renewal Interest rate: 10%	Duly Approved by Audit Committee	NA
Aryavrat Coal Benefications Pvt Ltd Related pursuant to section 2(76)(iii)	Interest expenses paid	1 year subject to renewal	Interest expenses paid amounting to Rs. 15.18 Lakhs Tenure: 1 year subject to renewal Interest rate: 10%	Duly Approved by Audit Committee	NA
Paramitra holdings Pvt Ltd Related pursuant to section 2(76)(iii)	Interest expenses paid	1 year subject to renewal	Interest expenses paid amounting to Rs. 11.71 Lakhs Tenure: 1 year subject to renewal Interest rate: 10%	Duly Approved by Audit Committee	NA
Purshottam Buildwell Pvt Ltd Related pursuant to section 2(76)(iii)	Interest expenses paid	1 year subject to renewal	Interest expenses paid amounting to Rs. 43.25 Lakhs Tenure: 1 year subject to renewal Interest rate: 10%	Duly Approved by Audit Committee	NA
Kartikay Coal Washeries Pvt Ltd Related pursuant to	Interest expenses paid	1 year subject to renewal	Interest expenses paid amounting to Rs. 214.58 Lakhs	Duly Approved by Audit Committee	NA

section 2(76)(iii)			Tenure: 1 year subject to renewal Interest rate: 10%		
Aryavrat Labtech Pvt Ltd Related pursuant to section 2(76)(iii)	Interest expenses paid	1 year subject to renewal	Interest expenses paid amounting to Rs. 151.10 Lakhs Tenure: 1 year subject to renewal Interest rate: 10%	Duly Approved by Audit Committee	NA
S.J Finance & Consultants Pvt ltd Related pursuant to section 2(76)(iii)	Interest expenses paid	1 year subject to renewal	Interest expenses paid amounting to Rs. 3.71 Lakhs Tenure: 1 year subject to renewal Interest rate: 10%	Duly Approved by Audit Committee	NA
Sanskardharni Developers Pvt Ltd Related pursuant to section 2(76)(iii)	Interest expenses paid	1 year subject to renewal	Interest expenses paid amounting to Rs. 0.05 Lakhs Tenure: 1 year subject to renewal Interest rate: 10%	Duly Approved by Audit Committee	NA
Abhimanyu Sindhu Related Pursuant to Section 2(76)(ii)	Interest expenses paid	1 year subject to renewal	Interest expenses paid amounting to Rs. 0.20 Lakhs Tenure:1 year subject to renewal	Duly Approved by Audit Committee	NA
ACB(India) Limited Related Pursuant to Section 2(76)(v)	Rent received	1 year subject to renewal	Rent received amounting to Rs. 26.39 Lakhs Tenure:1 year subject to renewal	Duly Approved by Audit Committee	NA
Sindhu Farms Pvt. Ltd. Related Pursuant to Section 2(76)(v)	Rent received	1 year subject to renewal	Rent received amounting to Rs. 4.12 Lakhs Tenure:1 year subject to renewal	Duly Approved by Audit Committee	NA
Akshay Urja Manthan Bio Fuels Pvt Ltd Related Pursuant to Section 2(76)(v)	Rent received	1 year subject to renewal	Rent received amounting to Rs. 0.80 Lakhs Tenure:1 year subject to renewal	Duly Approved by Audit Committee	NA
Hari Bhoom Communications Pvt Ltd Related Pursuant to Section 2(76)(v)	Rent received	1 year subject to renewal	Rent received amounting to Rs. 3.78 Lakhs Tenure:1 year subject to renewal	Duly Approved by Audit Committee	NA
Indus Best Mega Food Park Private Limited	Interest Income Received	As per agreement	Interest Income Received amounting to Rs. 3.00 Lakhs	Duly Approved by Audit Committee	NA

Related pursuant to Section 2(76)(viii)(A)					
Shyam Indus Power solutions Pvt Ltd Related pursuant to section 2(76)(iv)	Loan given	NA	Loan given amounting to Rs. 2,690.00 Lakhs Tenure:1 year subject to renewal Interest rate:10%	Duly Approved by Audit Committee	NA
Riverside Utilities Pvt Ltd Related pursuant to section 2(76)(iv)	Loan given	NA	Loan given amounting to Rs. 1.70 Lakhs Tenure:1 year subject to renewal Interest rate:10%	Duly Approved by Audit Committee	NA
Indus Best Mega Food Park Private Limited Related pursuant to Section 2(76)(viii)(A)	Loan given	As per agreement	Loan given amounting to Rs. 2,175.00 Lakhs	Duly Approved by Audit Committee	NA
Shyam Indus Power solutions Pvt Ltd Related pursuant to section 2(76)(iv)	Loan given received back	NA	Loan given received back amounting to Rs. 1,490.00 Lakhs Tenure:1 year subject to renewal Interest rate:10%	Duly Approved by Audit Committee	NA
Indus Best Mega Food Park Private Limited Related pursuant to Section 2(76)(viii)(A)	Loan given received back	As per agreement	Loan given received back amounting to Rs. 47.00 Lakhs	Duly Approved by Audit Committee	NA
Param Mitra Resources Pte. Limited Related pursuant to Section 2(76)(viii)(A)	Interest income received	As per agreement	Interest income received amounting to Rs. 33.13 Lakhs	Duly Approved by Audit Committee	NA
Indus Best Mega Food Park Private Limited Related pursuant to Section 2(76)(viii)(A)	Interest income received	As per agreement	Interest income received amounting to Rs. 218.28 Lakhs	Duly Approved by Audit Committee	NA
Shyam Indus Power solutions Pvt Ltd Related pursuant to section 2(76)(iv)	Interest income received	As per agreement	Interest income received amounting to Rs. 12.61 Lakhs	Duly Approved by Audit Committee	NA
ACB(India) Limited Related Pursuant to Section 2(76)(v)	Loading receipts	1 year subject to renewal	Loading receipts amounting to Rs. 3,067.38 Lakhs Tenure:1 year subject to renewal	Duly Approved by Audit Committee	NA

Maruti Clean Coal & Power Limited Related Pursuant to Section 2(76)(v)	Loading receipts	1 year subject to renewal	Loading receipts amounting to Rs. 162.65 Lakhs Tenure:1 year subject to renewal	Duly Approved by Audit Committee	NA
M.S. & Sons Related Pursuant to Section 2(76)(iii)	Loading Receipts	1 year subject to renewal	Loading Receipts amounting to Rs. 279.40 Lakhs Tenure:1 year subject to renewal	Duly Approved by Audit Committee	NA
Sainik Mining & Allied Services Limited Related Pursuant to Section 2(76)(iv)	Loading Receipts	1 year subject to renewal	Loading Receipts amounting to Rs. 24.46 Lakhs Tenure:1 year subject to renewal	Duly Approved by Audit Committee	NA
ACB(India) Limited Related Pursuant to Section 2(76)(v)	Transportation receipts	1 year subject to renewal	Transportation receipts amounting to Rs. 17,477.95 Lakhs Tenure:1 year subject to renewal	Duly Approved by Audit Committee	NA
M.S. & Sons Related Pursuant to Section 2(76)(iii)	Transportation receipts	1 year subject to renewal	Transportation receipts amounting to Rs. 641.99 Lakhs Tenure:1 year subject to renewal	Duly Approved by Audit Committee	NA
Maruti Clean Coal & Power Limited Related Pursuant to Section 2(76)(v)	Transportation receipts	1 year subject to renewal	Transportation receipts amounting to Rs. 4,400.06 Lakhs Tenure:1 year subject to renewal	Duly Approved by Audit Committee	NA
Param Mitter Ventures Private Limited Related Pursuant to Section 2(76)(iv)	Transportation Receipts	1 year subject to renewal	Transportation Receipts amounting to Rs. 36.50 Lakhs Tenure:1 year subject to renewal	Duly Approved by Audit Committee	NA
Sudha Bio Power Private Limited Related pursuant to Section 2(76)(viii)(A)	Transportation Receipts	1 year subject to renewal	Transportation Receipts amounting to Rs. 73.34 Lakhs Tenure:1 year subject to renewal	Duly Approved by Audit Committee	NA
ACB(India) Limited Related Pursuant to Section 2(76)(v)	Water Sprinkle receipts	1 year subject to renewal	Water Sprinkle receipts amounting to Rs. 432.91 Lakhs Tenure:1 year subject to renewal	Duly Approved by Audit Committee	NA
Maruti Clean Coal & Power Limited Related Pursuant to Section 2(76)(v)	Water Sprinkle receipts	1 year subject to renewal	Water Sprinkle receipts amounting to Rs. 32.31 Lakhs Tenure:1 year subject to renewal	Duly Approved by Audit Committee	NA
Sainik Mining &	Support	1 year subject to	Support services	Duly Approved by	NA

Allied Services Limited Related Pursuant to Section 2(76)(iv)	services	renewal	amounting to Rs. 47.52 Lakhs Tenure:1 year subject to renewal	Audit Committee	
ACB(India) Limited Related Pursuant to Section 2(76)(v)	Equipment hire receipts	1 year subject to renewal	Equipment hire receipts amounting to Rs. 2,359.90 Lakhs Tenure:1 year subject to renewal	Duly Approved by Audit Committee	NA
Sainik Mining & Allied Services Limited Related Pursuant to Section 2(76)(iv)	Sale of Fuel	1 year subject to renewal	Sale of fuel amounting to Rs. 89.91 Lakhs Tenure:1 year subject to renewal	Duly Approved by Audit Committee	NA
Indus Automotives Private Limited Related pursuant to Section 2(76)(viii)(A)	Sale of Spares	1 year subject to renewal	Sale of Spares amounting to Rs. 11.23 Lakhs	Duly Approved by Audit Committee	NA
V. V. Transport Related pursuant to section 2(76)(iii)	Purchase of fuel	1 year subject to renewal	Sale of Spares amounting to Rs. 57.05 Lakhs	Duly Approved by Audit Committee	NA
Rudra Sen Sindhu Related pursuant to section 2(76)(i)	Transportation Expense	1 year subject to renewal	Transportation Expense paid amounting to Rs. 279.76 Lakhs	Duly Approved by Audit Committee	NA
Usha Sindhu Related pursuant to section 2(76)(i)	Transportation Expense	1 year subject to renewal	Transportation expense amounting to Rs. 147.90 Lakhs	Duly Approved by Audit Committee	NA
Saurabh Sindhu Related pursuant to section 2(76)(i)	Transportation Expense	1 year subject to renewal	Transportation expense amounting to Rs. 104.77 Lakhs	Duly Approved by Audit Committee	NA
Abhimanyu Sindhu-HUF Related pursuant to IND AS - 24	Transportation Expense	1 year subject to renewal	Transportation expense amounting to Rs. 108.20 Lakhs	Duly Approved by Audit Committee	NA
Swahiba Ventures Private Limited Related pursuant to section 2(76)(iv)	Transportation Expenses	1 year subject to renewal	Transportation Expenses amounting to Rs. 83.99 Lakhs	Duly Approved by Audit Committee	NA
Shyam Indus Solar Power Private Limited Related pursuant to section 2(76)(iv)	Transportation Expenses	1 year subject to renewal	Transportation Expenses amounting to Rs. 87.07 Lakhs	Duly Approved by Audit Committee	NA
Param Mitter Ventures Private Limited Related pursuant to section 2(76)(iv)	Transportation Expenses	1 year subject to renewal	Transportation Expenses amounting to Rs. 186.35 Lakhs	Duly Approved by Audit Committee	NA
Aryavrat Coal	Transportation	1 year subject to	Transportation	Duly Approved by	NA

Benefications Private Limited Related pursuant to section 2(76)(iv)	Expenses	renewal	Expenses amounting to Rs. 53.65 Lakhs	Audit Committee	
Sainik Mining & Allied Services Limited Related Pursuant to Section 2(76)(v)	Transportation Expense	1 year subject to renewal	Transportation Expenses amounting to Rs. 0.16 Lakhs	Duly Approved by Audit Committee	NA
Shishram Transport Related pursuant to section 2(76)(iii)	Transportation Expenses	1 year subject to renewal	Transportation Expenses amounting to Rs. 60.46 Lakhs	Duly Approved by Audit Committee	NA
S S Transport Related pursuant to section 2(76)(iii)	Transportation Expenses	1 year subject to renewal	Transportation Expenses amounting to Rs. 517.92 Lakhs	Duly Approved by Audit Committee	NA
M.S. & Sons Related Pursuant to Section 2(76)(iii)	Transportation Expenses	1 year subject to renewal	Transportation Expenses amounting to Rs. 609.19 Lakhs	Duly Approved by Audit Committee	NA
Anika Sindhu Related pursuant to section 2(76)(ii)	Transportation Expense	1 year subject to renewal	Transportation expense amounting to Rs. 130.98 Lakhs	Duly Approved by Audit Committee	NA
Rachna Sindhu Related pursuant to section 2(76)(ii)	Transportation Expense	1 year subject to renewal	Transportation expense amounting to Rs. 108.60 Lakhs	Duly Approved by Audit Committee	NA
Saroj Sindhu Related pursuant to section 2(76)(ii)	Transportation Expense	1 year subject to renewal	Transportation expense amounting to Rs. 201.06 Lakhs	Duly Approved by Audit Committee	NA
Sarvesh Sindhu Related pursuant to section 2(76)(ii)	Transportation Expense	1 year subject to renewal	Transportation expense amounting to Rs. 92.56 Lakhs	Duly Approved by Audit Committee	NA
Sarvesh Sindhu HUF Related pursuant to IND AS - 24	Transportation Expense	1 year subject to renewal	Transportation expense amounting to Rs. 70.16 Lakhs	Duly Approved by Audit Committee	NA
Satvik Sindhu Related pursuant to section 2(76)(ii)	Transportation Expense	1 year subject to renewal	Transportation expense amounting to Rs. 95.51 Lakhs	Duly Approved by Audit Committee	NA
Satyapal Sindhu HUF Related pursuant to IND AS - 24	Transportation Expense	1 year subject to renewal	Transportation expense amounting to Rs. 108.69 Lakhs	Duly Approved by Audit Committee	NA
Shaurya Sindhu Related pursuant to section 2(76)(ii)	Transportation Expense	1 year subject to renewal	Transportation expense amounting to Rs. 98.93 Lakhs	Duly Approved by Audit Committee	NA

Shaurya Sindhu HUF Related pursuant to IND AS - 24	Transportation Expense	1 year subject to renewal	Transportation expense amounting to Rs. 33.04 Lakhs	Duly Approved by Audit Committee	NA
Shreya Sindhu Related pursuant to section 2(76)(ii)	Transportation Expense	1 year subject to renewal	Transportation expense amounting to Rs. 64.16 Lakhs	Duly Approved by Audit Committee	NA
Shweta Sindhu Related pursuant to section 2(76)(ii)	Transportation Expense	1 year subject to renewal	Transportation expense amounting to Rs. 192.83 Lakhs	Duly Approved by Audit Committee	NA
Somvir Sindhu Related pursuant to section 2(76)(ii)	Transportation Expense	1 year subject to renewal	Transportation expense amounting to Rs. 191.02 Lakhs	Duly Approved by Audit Committee	NA
Sonal Sindhu Related pursuant to section 2(76)(ii)	Transportation Expense	1 year subject to renewal	Transportation expense amounting to Rs. 24.60 Lakhs	Duly Approved by Audit Committee	NA
Srijana Sindhu Related pursuant to section 2(76)(ii)	Transportation Expense	1 year subject to renewal	Transportation expense amounting to Rs. 15.32 Lakhs	Duly Approved by Audit Committee	NA
Sumedha Sindhu Related pursuant to section 2(76)(ii)	Transportation Expense	1 year subject to renewal	Transportation expense amounting to Rs. 128.16 Lakhs	Duly Approved by Audit Committee	NA
Vrit Pal Sindhu-HUF Related pursuant to IND AS - 24	Transportation Expense	1 year subject to renewal	Transportation expense amounting to Rs. 103.01 Lakhs	Duly Approved by Audit Committee	NA
Shashwat Sindhu Related pursuant to section 2(76)(ii)	Transportation Expense	1 year subject to renewal	Transportation expense amounting to Rs. 52.78 Lakhs	Duly Approved by Audit Committee	NA
Smriti Sindhu Related pursuant to section 2(76)(ii)	Transportation Expense	1 year subject to renewal	Transportation expense amounting to Rs. 106.18 Lakhs	Duly Approved by Audit Committee	NA
Swasti Sindhu Related pursuant to section 2(76)(ii)	Transportation Expense	1 year subject to renewal	Transportation expense amounting to Rs. 118.20 Lakhs	Duly Approved by Audit Committee	NA
Aayna Sindhu Related pursuant to section 2(76)(ii)	Transportation Expense	1 year subject to renewal	Transportation expense amounting to Rs. 44.71 Lakhs	Duly Approved by Audit Committee	NA
Sahiba Sindhu Related pursuant to section 2(76)(ii)	Transportation Expense	1 year subject to renewal	Transportation expense amounting to Rs. 3.51 Lakhs	Duly Approved by Audit Committee	NA
Dev Suman Sindhu-HUF Related pursuant to IND AS – 24	Transportation Expense	1 year subject to renewal	Transportation expense amounting to Rs. 10.53 Lakhs	Duly Approved by Audit Committee	NA

Arpa Infrastructure Developers Private Limited Related pursuant to section 2(76)(iv)	Inter Corporate Deposit received	NA	ICD received amounting to Rs. 2,476.20 Lakhs Tenure:1 year subject to renewal Interest rate:10%	Duly Approved by Audit Committee	NA
PM Fincap Limited Related pursuant to section 2(76)(iii)	Inter Corporate Deposit received	NA	ICD received amounting to Rs. 11,099.05 Lakhs Tenure:1 year subject to renewal Interest rate:10%	Duly Approved by Audit Committee	NA
Shyam Indus Solar Power Private Limited Related pursuant to section 2(76)(iv)	Inter Corporate Deposit Received	NA	Inter Corporate Deposit Received amounting to Rs. 3,296.80 Lakhs Tenure:1 year subject to renewal Interest rate:10%	Duly Approved by Audit Committee	NA
Indus Edu-management Services Private Limited As per IND-AS 24	Inter Corporate Deposit Received	NA	Inter Corporate Deposit Received amounting to Rs. 53.00 Lakhs Tenure:1 year subject to renewal Interest rate:10%	Duly Approved by Audit Committee	NA
Sindhu Farms Private Limited Related pursuant to section 2(76)(iv)	Inter Corporate Deposit Received	NA	Inter Corporate Deposit Received amounting to Rs. 2,480.00 Lakhs Tenure:1 year subject to renewal Interest rate:10%	Duly Approved by Audit Committee	NA
Swahiba Ventures Private Limited Related pursuant to section 2(76)(iv)	Inter Corporate Deposit Received	NA	Inter Corporate Deposit Received amounting to Rs. 548.00 Lakhs Tenure:1 year subject to renewal Interest rate:10%	Duly Approved by Audit Committee	NA
Hari Bhoomi Communications Private Limited Related pursuant to section 2(76)(iv)	Inter Corporate Deposit Received	NA	Inter Corporate Deposit Received amounting to Rs. 1,706.08 Lakhs Tenure:1 year subject to renewal Interest rate:10%	Duly Approved by Audit Committee	NA

Legend Travels Private Limited Related pursuant to section 2(76)(iv)	Inter Corporate Deposit Received	NA	Inter Corporate Deposit Received amounting to Rs. 115.00 Lakhs Tenure:1 year subject to renewal Interest rate:10%	Duly Approved by Audit Committee	NA
Aryavrat Coal Benefications Private Limited Related pursuant to section 2(76)(iv)	Inter Corporate Deposit Received	NA	Inter Corporate Deposit Received amounting to Rs. 631.00 Lakhs Tenure:1 year subject to renewal Interest rate:10%	Duly Approved by Audit Committee	NA
Paramitra Holdings Private Limited Related pursuant to section 2(76)(iv)	Inter Corporate Deposit Received	NA	Inter Corporate Deposit Received amounting to Rs. 1,020.00 Lakhs Tenure:1 year subject to renewal Interest rate:10%	Duly Approved by Audit Committee	NA
Purushottam Buildwell Private Limited Related pursuant to section 2(76)(iv)	Inter Corporate Deposit Received	NA	Inter Corporate Deposit Received amounting to Rs. 1,308.00 Lakhs Tenure:1 year subject to renewal Interest rate:10%	Duly Approved by Audit Committee	NA
Param Mitter Associates Private Limited Related pursuant to section 2(76)(iv)	Inter Corporate Deposit Received	NA	Inter Corporate Deposit Received amounting to Rs. 21.49 Lakhs Tenure:1 year subject to renewal Interest rate:10%	Duly Approved by Audit Committee	NA
S.J. Finance and Consultants Private Limited Related pursuant to section 2(76)(iv)	Inter Corporate Deposit Received	NA	Inter Corporate Deposit Received amounting to Rs. 712.80 Lakhs Tenure:1 year subject to renewal Interest rate:10%	Duly Approved by Audit Committee	NA
Sanskardhani Developers Private Limited Related pursuant to section 2(76)(iv)	Inter Corporate Deposit Received	NA	Inter Corporate Deposit Received amounting to Rs. 125.00 Lakhs Tenure:1 year subject to renewal	Duly Approved by Audit Committee	NA

			Interest rate:10%		
Sanskardhani Developers Private Limited Related pursuant to section 2(76)(iv)	Inter Corporate Deposit Received	NA	Inter Corporate Deposit Received amounting to Rs. 4,879.00 Lakhs Tenure:1 year subject to renewal Interest rate:10%	Duly Approved by Audit Committee	NA
Rudra Sen Sindhu Related pursuant to section 2(76)(i)	Unsecured loan received	NA	Unsecured loan received amounting to Rs. 210.00 Lakhs	Duly Approved by Audit Committee	NA
Rudra Sen Sindhu Related pursuant to section 2(76)(i)	Unsecured loan received	NA	Unsecured loan received amounting to Rs. 40.00 Lakhs	Duly Approved by Audit Committee	NA
Sindhu Farms Private Limited Related pursuant to section 2(76)(iv)	Inter Corporate Deposit refunded	NA	Inter Corporate Deposit refunded amounting to Rs. 5,633.12 Lakhs Tenure:1 year subject to renewal Interest rate:10%	Duly Approved by Audit Committee	NA
PM Fincap Limited Related pursuant to section 2(76)(iii)	Inter Corporate Deposit refunded	NA	Inter Corporate Deposit refunded amounting to Rs. 11,749.58 Lakhs Tenure:1 year subject to renewal Interest rate:10%	Duly Approved by Audit Committee	NA
Aryavrat Coal Benefications Private Limited Related pursuant to section 2(76)(iv)	Inter Corporate Deposit refunded	NA	Inter Corporate Deposit refunded amounting to Rs. 500.00 Lakhs Tenure:1 year subject to renewal Interest rate:10%	Duly Approved by Audit Committee	NA
Shyam Indus Solar Power Private Limited Related pursuant to section 2(76)(iv)	Inter Corporate Deposit refunded	NA	Inter Corporate Deposit refunded amounting to Rs. 831.50 Lakhs Tenure:1 year subject to renewal Interest rate:10%	Duly Approved by Audit Committee	NA
Sindhu Realtors Private Limited Related pursuant to section 2(76)(iii)	Inter Corporate Deposit refunded	NA	Inter Corporate Deposit refunded amounting to Rs. 170.50 Lakhs Tenure:1 year subject to renewal	Duly Approved by Audit Committee	NA

			Interest rate:10%		
Hari Bhoomi Communications Private Limited Related pursuant to section 2(76)(iv)	Inter Corporate Deposit refunded	NA	Inter Corporate Deposit refunded amounting to Rs. 1,660.00 Lakhs Tenure:1 year subject to renewal Interest rate:10%	Duly Approved by Audit Committee	NA
Param Mitter Ventures Pvt Ltd Related pursuant to section 2(76)(iv)	Inter Corporate Deposit refunded	NA	Inter Corporate Deposit refunded amounting to Rs. 4,600.00 Lakhs Tenure:1 year subject to renewal Interest rate:10%	Duly Approved by Audit Committee	NA
Param Mitter Associates Pvt Ltd Related pursuant to section 2(76)(iv)	Inter Corporate Deposit refunded	NA	Inter Corporate Deposit refunded amounting to Rs. 113.40 Lakhs Tenure:1 year subject to renewal Interest rate:10%	Duly Approved by Audit Committee	NA
Arpa Infrastructure Developers Private Limited Related pursuant to section 2(76)(iv)	Inter Corporate Deposit refunded	NA	Inter Corporate Deposit refunded amounting to Rs. 581.89 Lakhs Tenure:1 year subject to renewal Interest rate:10%	Duly Approved by Audit Committee	NA
Param Mitra Holdings Private Limited Related pursuant to section 2(76)(iv)	Inter Corporate Deposit refunded	NA	Inter Corporate Deposit refunded amounting to Rs. 1,030.45 Lakhs Tenure:1 year subject to renewal Interest rate:10%	Duly Approved by Audit Committee	NA
Purushottam Buildwell Private Limited Related pursuant to section 2(76)(iv)	Inter Corporate Deposit refunded	NA	Inter Corporate Deposit refunded amounting to Rs. 786.00 Lakhs Tenure:1 year subject to renewal Interest rate:10%	Duly Approved by Audit Committee	NA
Indus Infra Built Private Limited Related pursuant to section 2(76)(iv)	Inter Corporate Deposit refunded	NA	Inter Corporate Deposit refunded amounting to Rs. 22.91 Lakhs	Duly Approved by Audit Committee	NA

			Tenure:1 year subject to renewal Interest rate:10%		
Swahiba Ventures Private Limited Related pursuant to section 2(76)(iv)	Inter Corporate Deposit refunded	NA	Inter Corporate Deposit refunded amounting to Rs. 383.40 Lakhs Tenure:1 year subject to renewal Interest rate:10%	Duly Approved by Audit Committee	NA
Indus Edumanagement Services Private Limited Related pursuant to section 2(76)(iv)	Inter Corporate Deposit refunded	NA	Inter Corporate Deposit refunded amounting to Rs. 130.00 Lakhs Tenure:1 year subject to renewal Interest rate:10%	Duly Approved by Audit Committee	NA
Aryavrat Labtech Private Limited Related pursuant to section 2(76)(iv)	Inter Corporate Deposit refunded	NA	Inter Corporate Deposit refunded amounting to Rs. 747.00 Lakhs Tenure:1 year subject to renewal Interest rate:10%	Duly Approved by Audit Committee	NA
Vir Sen Sindhu Related pursuant to section 2(76)(ii)	Unsecured Loan Refunded	NA	Unsecured Loan Refunded amounting to Rs. 151.20 Lakhs Tenure:1 year subject to renewal Interest rate:10%	Duly Approved by Audit Committee	NA
Vikas Singh Hooda Related pursuant to section 2(76)(ii)	Salary Paid to CFO	NA	Salary Paid to CFO amounting to Rs.57.72 Lakhs	Duly Approved by Audit Committee	NA
Alok Gupta Related pursuant to section 2(76)(ii)	Salary Paid to CEO	NA	Salary paid amounting to Rs. 19.60 Lakhs	Duly Approved by Audit Committee	NA
Suchi Gupta Related pursuant to section 2(76)(ii)	Salary Paid to CS	NA	Salary Paid to CS amounting to Rs. 18.73 Lakhs	Duly Approved by Audit Committee	NA
Rudra Sen Sindhu Related Pursuant to Section 2(76)(i)	Rent Paid	1 year subject to renewal	Rent Paid amounting to Rs. 1.20 Lakhs Tenure:1 year subject to renewal	Duly Approved by Audit Committee	NA
Vrit Pal Sindhu Related Pursuant to Section 2(76)(i)	Rent Paid	1 year subject to renewal	Rent Paid amounting to Rs. 1.20 Lakhs Tenure:1 year subject to renewal	Duly Approved by Audit Committee	NA

Vir Sen Sindhu Related Pursuant to Section 2(76)(i)	Rent Paid	1 year subject to renewal	Rent Paid amounting to Rs. 14.73 Lakhs Tenure:1 year subject to renewal	Duly Approved by Audit Committee	NA
Satya Pal Sindhu Related Pursuant to Section 2(76)(i)	Rent Paid	1 year subject to renewal	Rent Paid amounting to Rs. 11.33 Lakhs Tenure:1 year subject to renewal	Duly Approved by Audit Committee	NA
Abhimanyu Sindhu Related Pursuant to Section 2(76)(i)	Rent Paid	1 year subject to renewal	Rent Paid amounting to Rs. 1.20 Lakhs Tenure:1 year subject to renewal	Duly Approved by Audit Committee	NA
Dev Suman Sindhu Related Pursuant to Section 2(76)(i)	Rent Paid	1 year subject to renewal	Rent Paid amounting to Rs. 13.91 Lakhs Tenure:1 year subject to renewal	Duly Approved by Audit Committee	NA
Param Mitra Manav Nirman Sansthan Related pursuant to Section 2(76)(v)	CSR Expenses	NA	CSR Expenses Amounting to Rs. 102.00 Lakhs	Duly Approved by Audit Committee	NA
Indus Automotives Private Limited Related pursuant to Section 2(76)(viii)(A)	Sale of Spares	1 year subject to renewal	Sale of Spares amounting to Rs. 5.26 Lakhs	Duly Approved by Audit Committee	NA
Rudra Sen Sindhu Related pursuant to Section 2(76)(i)	Sale of Spares	NA	Sale of Spares Amounting to Rs. 26.25 Lakhs	Duly Approved by Audit Committee	NA
Saurabh Sindhu Related pursuant to Section 2(76)(i)	Sale of Spares	NA	Sale of Spares Amounting to Rs. 5.85 Lakhs	Duly Approved by Audit Committee	NA
Usha Sindhu Related pursuant to Section 2(76)(i)	Sale of Spares	NA	Sale of Spares Amounting to Rs. 17.88 Lakhs	Duly Approved by Audit Committee	NA
Aayna Sindhu Related pursuant to section 2(76)(ii)	Sale of Spares	NA	Sale of Spares Amounting to Rs. 8.48 Lakhs	Duly Approved by Audit Committee	NA
Anika Sindhu Related pursuant to section 2(76)(ii)	Sale of Spares	NA	Sale of Spares Amounting to Rs. 12.80 Lakhs	Duly Approved by Audit Committee	NA
Dev Suman Sindhu HUF Related pursuant to IND AS - 24	Sale of Spares	NA	Sale of Spares Amounting to Rs. 2.02 Lakhs	Duly Approved by Audit Committee	NA
Rachna Sindhu Related pursuant to section 2(76)(ii)	Sale of Spares	NA	Sale of Spares Amounting to Rs. 8.87 Lakhs	Duly Approved by Audit Committee	NA

Sahiba Sindhu Related pursuant to section 2(76)(ii)	Sale of Spares	NA	Sale of Spares Amounting to Rs. 1.70 Lakhs	Duly Approved by Audit Committee	NA
Saroj Sindhu Related pursuant to section 2(76)(ii)	Sale of Spares	NA	Sale of Spares Amounting to Rs. 13.55 Lakhs	Duly Approved by Audit Committee	NA
Sarvesh Sindhu Related pursuant to section 2(76)(ii)	Sale of Spares	NA	Sale of Spares Amounting to Rs. 10.92 Lakhs	Duly Approved by Audit Committee	NA
Sarvesh Sindhu HUF Related pursuant to IND AS - 24	Sale of Spares	NA	Sale of Spares Amounting to Rs. 15.25 Lakhs	Duly Approved by Audit Committee	NA
Satvik Sindhu Related pursuant to section 2(76)(ii)	Sale of Spares	NA	Sale of Spares Amounting to Rs. 6.37 Lakhs	Duly Approved by Audit Committee	NA
Satya Pal Sindhu HUF Related pursuant to IND AS - 24	Sale of Spares	NA	Sale of Spares Amounting to Rs. 6.35 Lakhs	Duly Approved by Audit Committee	NA
Shashwat Sindhu Related pursuant to section 2(76)(ii)	Sale of Spares	NA	Sale of Spares Amounting to Rs. 10.74 Lakhs	Duly Approved by Audit Committee	NA
Shaurya Sindhu Related pursuant to section 2(76)(ii)	Sale of Spares	NA	Sale of Spares Amounting to Rs. 7.37 Lakhs	Duly Approved by Audit Committee	NA
Shaurya Sindhu HUF Related pursuant to IND AS - 24	Sale of Spares	NA	Sale of Spares Amounting to Rs. 6.02 Lakhs	Duly Approved by Audit Committee	NA
Shreya Sindhu Related pursuant to section 2(76)(ii)	Sale of Spares	NA	Sale of Spares Amounting to Rs. 13.81 Lakhs	Duly Approved by Audit Committee	NA
Smriti Sindhu Related pursuant to section 2(76)(ii)	Sale of Spares	NA	Sale of Spares Amounting to Rs. 8.06 Lakhs	Duly Approved by Audit Committee	NA
Somvir Sindhu Related pursuant to section 2(76)(ii)	Sale of Spares	NA	Sale of Spares Amounting to Rs. 17.03 Lakhs	Duly Approved by Audit Committee	NA
Sonal Sindhu Related pursuant to section 2(76)(ii)	Sale of Spares	NA	Sale of Spares Amounting to Rs. 0.93 Lakhs	Duly Approved by Audit Committee	NA
Srijana Sindhu Related pursuant to section 2(76)(ii)	Sale of Spares	NA	Sale of Spares Amounting to Rs. 5.54 Lakhs	Duly Approved by Audit Committee	NA
Sumedha Sindhu Related pursuant to section 2(76)(ii)	Sale of Spares	NA	Sale of Spares Amounting to Rs. 12.28 Lakhs	Duly Approved by Audit Committee	NA

Swasti Sindhu Related pursuant to section 2(76)(ii)	Sale of Spares	NA	Sale of Spares Amounting to Rs. 8.84 Lakhs	Duly Approved by Audit Committee	NA
Sweta Sindhu Related pursuant to section 2(76)(ii)	Sale of Spares	NA	Sale of Spares Amounting to Rs. 13.22 Lakhs	Duly Approved by Audit Committee	NA
Vrit Pal Sindhu HUF Related pursuant to IND AS - 24	Sale of Spares	NA	Sale of Spares Amounting to Rs. 6.17 Lakhs	Duly Approved by Audit Committee	NA
M. S. Sons Related pursuant to section 2(76)(iii)	Sale of Spares	NA	Sale of Spares Amounting to Rs. 98.37 Lakhs	Duly Approved by Audit Committee	NA
Maruti Clean Coal & Power Limited Related pursuant to section 2(76)(v)	Sale of Spares	1 year subject to renewal	Sale of Spares amounting to Rs. 22.81 Lakhs	Duly Approved by Audit Committee	NA
V V Transport Related pursuant to Section 2(76)(iii)	Sale of Spares	1 year subject to renewal	Sale of Spares amounting to Rs. 3.46 Lakhs	Duly Approved by Audit Committee	NA
S S Transport Related pursuant to Section 2(76)(iii)	Sale of Spares	1 year subject to renewal	Sale of Spares amounting to Rs. 40.90 Lakhs	Duly Approved by Audit Committee	NA
Shyam Indus Solar Power Private Limited Related pursuant to Section 2(76)(iv)	Sale of Spares	1 year subject to renewal	Sale of Spares amounting to Rs. 17.55 Lakhs	Duly Approved by Audit Committee	NA
ACB India Limited Related pursuant to section 2(76)(v)	Sale of Spares	1 year subject to renewal	Sale of Spares amounting to Rs. 33.56 Lakhs	Duly Approved by Audit Committee	NA
Param Mitra Manav Nirman Sansthan Related pursuant to Section 2(76)(v)	Sale of Spares	1 year subject to renewal	Sale of Spares amounting to Rs. 1.08 Lakhs	Duly Approved by Audit Committee	NA
Param Mitter Ventures Private Limited Related Pursuant to Section 2(76)(iv)	Sale of Spares	1 year subject to renewal	Sale of Spares amounting to Rs. 28.34 Lakhs	Duly Approved by Audit Committee	NA
Abhimanyu Sindhu-HUF Related pursuant to IND AS - 24	Sale of Spares	1 year subject to renewal	Sale of Spares amounting to Rs. 5.54 Lakhs	Duly Approved by Audit Committee	NA
Aryavrat Coal Benefications Private Limited Related pursuant to section 2(76)(iv)	Sale of Spares	1 year subject to renewal	Sale of Spares amounting to Rs. 10.92 Lakhs	Duly Approved by Audit Committee	NA

Shishram Transport Related pursuant to section 2(76)(iii)	Sale of Spares	1 year subject to renewal	Sale of Spares amounting to Rs. 9.15 Lakhs	Duly Approved by Audit Committee	NA
Swahiba Ventures Private Limited Related pursuant to section 2(76)(iv)	Sale of Spares	1 year subject to renewal	Sale of Spares amounting to Rs. 19.70 Lakhs	Duly Approved by Audit Committee	NA
Sainik Mining India Private Limited Related pursuant to Section 2(76)(iv)	Purchase of Spares	NA	Purchase of spare parts amounting to Rs. 7.67 Lakhs	Duly Approved by Audit Committee	NA
Indus Shareshree Private Limited Related pursuant to section 2(76)(iv)	Other services	NA	Other services amounting to Rs. 0.75 Lakhs	Duly Approved by Audit Committee	NA
Ajmer Singh Related pursuant to IND - AS	Sitting Fees	As per Board Approval	Payment of Sitting Fees to independent director amounting to Rs. 2.00 Lakhs	Duly Approved by NRC & Board of Directors	NA
Ramesh Shah Related pursuant to IND - AS	Sitting Fees	As per Board Approval	Payment of Sitting Fees to independent director amounting to Rs. 1.80 Lakhs	Duly Approved by NRC & Board of Directors	NA
Nishi A Sabharwal Related pursuant to IND - AS	Sitting Fees	As per Board Approval	Payment of Sitting Fees to independent director amounting to Rs. 1.20 Lakhs	Duly Approved by NRC & Board of Directors	NA
Aryan Clean Environment Technologies Private Limited Related pursuant to IND AS - 24	Advances paid	N.A.	Advance received amounting to Rs. 40.00 Lakhs	Duly Approved by Audit Committee	NA

By Order of the Board of Directors
For Sindhu Trade Links Limited

Sd/-
(Saurabh Sindhu)
Director
Din no.-02291158

Sd/-
(Rudra Sen Sindhu)
Director
Din No.-00006999

Place: New Delhi
Dated: 13th August, 2026

STLL Sindhu Trade Links Ltd.

"CORPORATE GOVERNANCE REPORT"

COMPANY'S PHILOSOPHY ON CORPORATE GOVERNANCE

Corporate Governance is all about ethical conduct, openness, integrity and accountability of an enterprise. Healthy Corporate Governance enjoins a commitment of the Company to run the business in legal, ethical and transparent manner. It involves a set of relationships between a Company's Management, its Board, Shareholders and Stakeholders. It is one of the key elements in improving the economic efficiency of the enterprise. Credibility generated by sound Corporate Governance enables an enterprise in enhancing the confidence of the investors – both domestic and foreign, and in establishing productive and lasting business relationship with all stakeholders.

To Sindhu Trade Links Limited, Corporate Governance is more a way of business life than a mere legal obligation. Besides complying with the prescribed Corporate Governance Practices as per Securities and Exchange Board of India (Listing Obligations and Disclosure Requirements), Regulations, 2015 (hereinafter referred to as `Listing Regulations`) the Company has voluntarily adopted various practices of Governance conforming to highest ethical and responsible standards of business, globally benchmarked.

Sindhu Trade Links Limited views Corporate Governance principles as an important pivot to decision making process. It forms part of business strategy which includes, inter-alia, creating an organization intended to maximise wealth of shareholders, establish productive and lasting relationship with all stakeholders with emphasis laid on fulfilling the responsibility towards entire community and society.

Being a value driven organization the Company envisages attainment of the highest level of transparency, accountability, co-ordination and equity in all facets of its operations including everyone it works with, the community it is in touch with and the environment it has an impact on.

The Company has established systems and procedures to ensure that its Board of Directors is well informed and well equipped to discharge its overall responsibilities and provide the Management with the strategic direction catering to exigency of long term shareholders value. It`s initiatives towards adhering to highest standards of Governance include self-governance, professionalization of the Board, fair and transparent processes and reporting systems and going beyond the mandated Corporate Governance requirements of SEBI. The Corporate Governance Principles implemented by Sindhu Trade Links Limited seeks to protect, recognize and facilitate shareholders rights and ensure timely and accurate disclosure to them.

The Corporate Governance refers to set of the transparent procedures and practices, enactment of legalised policies, pursuance of applicable laws, exhaustive and appropriate disclosure of all the relevant financial data and operational information in the best interest of stakeholders i.e. Shareholders, Consumers, Banks, financial institutions and employees etc. through which a corporation is directed, controlled or administered.

The Board of Directors ("The Board") is constituted as per the statutory provisions of the Companies Act, 1956, and Companies Act, 2013, Listing Agreement and other applicable provisions. The members of our board have diverse backgrounds having expertise in areas like finance, entrepreneurship and General Management. They all have worked in senior positions with an extensive knowledge of the Indian Business environment.

The Board reviews its strength and composition from time to time to ensure that it remains aligned with the statutory as well as business requirements. As per the Good Governance Policy, any new director is being appointed with unanimous consent from the board with the affirmation of the provisions of the applicable laws. Whereas the non-independent directors/shareholders' representative directors are nominated by the respective shareholders, independent directors are selected from diverse academic, professional background.

Limit on the number of Directorships

In compliance with the Listing Regulations, Directors of the Company do not serve as Independent Director in more than seven Listed Companies or in case he/she is serving as a Whole- Time Director in any Listed Company, does not hold such position in more than three Listed Companies.

Shareholding of Non-Executive Directors

None of the Non-Executive Directors hold any shares in the Company. Further, the Company has not issued any convertible instruments hence disclosure in this respect is not applicable.

Independent Directors

As mandated by the Listing Regulations, the Independent Directors on STLL's Board:

- are persons of integrity and possess relevant expertise and experience, in the opinion of the Board of Directors;
- are not a Promoter of the Company or its holding, subsidiary or associate Company;
- are not related to Promoters or Directors in the Company, its holding, subsidiary or associate Company;
- apart from receiving Director's remuneration, have or had no material pecuniary relationship with the Company, its holding, subsidiary or associate Company, or their Promoters or Directors, during the two immediately preceding financial years or during the current financial year;
- have no relative, who has or had pecuniary relationship or transaction with the Company, its holding, subsidiary or associate Company, or their Promoters, or Directors, amounting to two per cent or more of its gross turnover or total income or fifty lakh rupees or such higher amount as may be prescribed from time to time, whichever is lower, during the two immediately preceding financial years or during the current financial year;
- neither themselves nor any of their relatives —
  - hold or have held the position of a Key Managerial Personnel or are or have been employee of the Company or its holding, subsidiary or associate Company in any of the three financial years immediately preceding the Financial Year in which they were proposed to be appointed;
  - are or have been an employee or proprietor or a partner, in any of the three financial years immediately preceding the Financial Year in which they were proposed to be appointed, of —

- ❖ a firm of Auditors or Company Secretaries in practice or Cost Auditors of the Company or its holding, subsidiary or associate Company; or
- ❖ any legal or a consulting firm that has or had any transaction with the Company, its holding, subsidiary or associate Company amounting to ten per cent or more of the gross turnover of such firm;
- ➢ hold together with their relatives two percent or more of the total voting power of the Company; or
- ➢ is a Chief Executive or Director, by whatever name called, of any Non-Profit Organization that receives twenty-five percent or more of its receipts or corpus from the Company, any of its Promoters, Directors or its holding, subsidiary or associate Company or that holds two percent or more of the total voting power of the Company;
- ➢ is a material supplier, service provider or customer or a lessor or lessee of the Company;

- are not less than 21 years of age.

The Independent Directors have confirmed that they meet the criteria of Independence laid down under the Companies Act, 2013 and the Listing Regulations.

Maximum Tenure of Independent Directors

In accordance with Section 149(11) of the Companies Act, 2013, the current tenure of Independent Directors of the Company is for a term of 3 consecutive years from the date of Appointment.

Terms & Conditions of Appointment

The terms and conditions of appointment of Independent Directors have been disclosed on the website of the Company www.sindhutrade.com.

Performance evaluation of Independent Directors

The Board of Directors upon recommendation of Nomination and Remuneration Committee have laid down the criteria for performance evaluation of Board of the Company, its Committees and the individual Board Members, including Independent Directors.

The performance evaluation of Independent Directors was done by the entire Board and in the evaluation the Director who was subject to evaluation did not participate. On the basis of performance evaluation done by the Board, it shall be determined whether to extend or continue their term of appointment, as and when their respective term expires.

All Independent Directors of the Company met virtually on 31st March, 2026 without the presence of Non-Independent Directors and Members of Management.

Information Supplied to the Board

In accordance with the Listing Regulations, following matters were, inter-alia, reviewed and discussed in the meeting:

- Performance of Non-Independent Directors and the Board of Directors as a whole.

- Performance of the Chairman of the Company taking into consideration the views of Executive and Non-Executive Directors.
- Assess the quality, quantity and timeliness of flow of information between the Company Management and the Board that is necessary for the Board to effectively and reasonably perform their duties.

Discussions with Independent Directors

The Board's policy is to regularly have separate meetings with IDs, to update them on all business-related issues and new initiatives. At such meetings, the EDs and other members of the Management make presentations on relevant issues.

Familiarization Programme for the Independent Directors

The Company conducts Familiarization Programme for the Independent Directors to provide them an opportunity to familiarize with the Company, its Management and its operations so as to gain a clear understanding of their roles, rights and responsibilities and contribute significantly towards the growth of the Company. They have full opportunity to interact with Senior Management Personnel and are provided all the documents required and sought by them for enabling them to have a good understanding of the Company, its business model and various operations and the industry of which it is a part.

The initiatives undertaken by the Company in this respect have been disclosed on the website of the Company at www.sindhutrade.com and the web link thereto is http://www.sindhutrade.com/2015/Familarization.pdf

The Board has complete access to all information with the Company. All Board meetings are governed by a structured agenda which is backed by comprehensive background information. Since the year 2011-12, as a part of green initiative, the Company is holding and convening its Board (including Committee) meetings in paperless form. All agenda papers are uploaded in a web based programme for information, perusal and comments, etc. of the Board/ Committee Members.

The information pertaining to mandatory items as specified in the Listing Regulations, Companies Act, 2013 and other applicable laws, along with other business issues, is regularly provided to the Board, as part of the agenda papers at least 1 weeks in advance of the Board meetings (except for certain unpublished price sensitive information which is circulated at shorter notice).

Post Meeting follow up system: The Company has an effective post Board meeting follow up procedure. Action taken report on the decisions taken in a meeting is placed at the immediately succeeding meeting for information of the Board

The Board has established procedures to periodically review Compliance Report pertaining to all laws applicable to the Company as well as steps taken by the Company to rectify instances of non-compliance.

Succession Plan: The Board of Directors has satisfied itself that plans are in place for orderly succession for outgoing Members of the Board of Directors and Senior Management Personnel.

Roles and Responsibilities of Board Members

Sindhu Trade Links Limited has laid down a clear policy defining the structure and role of Board Members. The policy of the Company is to have a Non-Executive Chairman – presently Mr. Rudra Sen Sindhu, a Non Executive Non Independent Promoter Director, and a combination of Executive and Non-Executive Promoter/ Independent Directors. The duties of Board Members as a Director have been enumerated in SEBI (LODR) Regulations, Listing Regulations, Section 166 of the Companies Act, 2013 and Schedule IV of the said Act, the last being Independent Directors specific. There is a clear demarcation of responsibility and authority amongst the Board Members.

- **The Chairman:** His primary role is to provide leadership to the Board in achieving goals of the Company in accordance with the charter approved by the Board. He is responsible for transforming the Company into a world-class organization that is dedicated to the well-being of each and every household, not only within India but across the globe, apart from leaving a fortunate legacy to posterity.

  Also, as the Chairman of the Board he is responsible for all the Board matters. He is responsible, inter-alia, for the working of the Board and for ensuring that all relevant issues are placed before the Board and that all Directors are encouraged to provide their expert guidance on the relevant issues raised in the meetings of the Board. He is also responsible for formulating the corporate strategy along with other members of the Board of Directors. His role, inter-alia, includes:

  - provide leadership to the Board & preside over all Board & General Meetings.
  - achieve goals in accordance with Company`s overall vision.
  - ensure that Board decisions are aligned with Company`s strategic policy.
  - oversee and evaluate the overall performance of Board and its Members.
  - ensure to place all relevant matters before the Board and encourage healthy participation by all Directors to enable them to provide their expert guidance.
  - monitor the core management team.

- Promoter Directors are responsible for implementation of corporate strategy, external contacts and other Management matters which are approved by the Board. They are also responsible for achieving the annual and long term business plans. Their role, inter-alia, includes:
  - crafting of vision and business strategies of the Company.
  - clear understanding and accomplishment of Board set goals.
  - responsible for overall performance of the Company in terms of revenues & profits and goodwill.
  - acts as a link between Board and Management.
  - ensure compliance with statutory provisions under multiple regulatory enactments.

- **Non-Executive Directors (including Independent Directors)** play a critical role in balancing the functioning of the Board by providing Independent judgements on various issues raised in the Board meetings like formulation of business strategies, monitoring of performances etc. Their role, inter-alia, includes:
  - impart balance to the Board by providing independent judgement.
  - provide feedback on Company`s strategy and performance.
  - provide effective feedback and recommendations for further improvements

Composition

The Nomination and Remuneration Committee in consultation with Directors / others determine the appropriate characteristics, skills and experience for the Board as a whole, as well as its individual Members. The selection of Board Members is based on recommendations of the Nomination and Remuneration Committee.

The skill profile of Independent Board Members is driven by the key performance indicators defined by the Board, broadly based on:

- independent Corporate Governance
- guiding strategy and enhancing shareholders' value
- monitoring performance, Management development & compensation
- control & compliance

Board Membership Criteria

The constitution of the Board is as follows:

A Promoter Non-Executive Chairman, Two Promoter family Members, Three Non-Executive Independent Directors (including a Woman Director) constituting at least 50% of the Board. The matrix below highlights the skills and expertise required from individuals for the office of Independent Directors of the Company.

*As on March 31, 2026, STLL's Board consists of 6 Members. Besides the Chairman, a Non-Executive Non Independent Director, the Board comprises of Two Non-Executive Promoter Director, Three Non-Executive Independent Director (including Mrs. Nishi Sabharwal, a Woman Director). The composition of the Board is in conformity with the SEBI (LODR) Regulations and Listing Regulations enjoining specified combination of Executive and Non-Executive Directors with at least one Women Director.

The Board has access to the following information/records:

- Annual operating plans and budgets;
- Quarterly results;
- Minutes of the meetings of the Audit Committee, Nomination And Remuneration Committee , Stakeholders Relationship Committee , Risk Management Committee, Corporate Social Responsibility Committee; Finance Committee.

Any other items/events of materially important nature

During the financial year 2025-26, Five (05) Board Meetings were held on 30.05.2025, 10.07.2025, 13.08.2025, 14.11.2025 & 13.02.2026.

Details of remuneration paid to Directors for the Financial Year 2025-2026 is as under:

Name of the Director	Sitting Fees	Salary & Perquisites	Commission	Total
Saurabh Sindhu	-	-	-	-
Usha Sindhu	-	-	-	-
Rudra Sen Sindhu	-	-	-	-
Ajmer Singh	2,00,000/-	-	-	2,00,000/-
Ramesh Shah	1,80,000/-	-	-	1,80,000/-
Nishi Sabharwal	1,20,000/-	-	-	1,20,000/-

During the Financial Year 2025-26, the Company did not advance any loan to any of its Directors.

Remuneration paid to Directors

Remuneration Policy

The remuneration paid to Executive Directors of the Company is approved by the Board of Directors on the recommendations of the Nomination and Remuneration Committee. The Company's remuneration strategy is market-driven and aims at attracting and retaining high calibre talent. The strategy is in consonance with the existing industry practice and is directed towards rewarding performance, based on review of achievements, on a periodical basis.

Non-Executive Directors (including Independent Directors)

the Non-Executive Independent Directors are entitled to sitting fees Only.

Executive Directors

Remuneration of the Executive Directors consists of a fixed component and a variable performance incentive. The Nomination and Remuneration Committee makes annual appraisal of the performance of the Executive Directors based on a detailed performance evaluation, and recommends the compensation payable to them, within the parameters approved by the shareholders, to the Board for their approval Board Meetings:

In accordance with the relevant provisions of Companies Act, 2013 and the Listing Regulations, the following Policies/ Framework have been adopted by the Board upon recommendation of the Nomination and Remuneration Committee:

1. Remuneration Policy relating to remuneration of Directors, Key Managerial Personnel and other employees.
2. Framework for evaluation of the Board, its Committees and individual Board Members including Independent Directors.
3. Policy on appointment of Board Members. The Remuneration Policy and the evaluation criteria have been disclosed in the Director's Report which forms part of the Annual Report.

Commitment to ethical professional conduct is a must for every employee, including Board Members and Senior Management Personnel of Sindhu Group. The Code is intended to serve as a basis for ethical decision-making in conduct of professional work. The Code of Conduct enjoins that each individual in the organization must know and respect existing laws, accept and provide appropriate professional views, and be upright in his conduct and observe

corporate discipline. The duties of Directors including duties as an Independent Director as laid down in the Companies Act, 2013 also forms part of the Code of Conduct.

CODE OF CONDUCT

The Code of Conduct is available on the website of the Company www.sindhutrade.com. All Board Members and Senior Management personnel affirm compliances with the Code of Conduct annually. The board meets on a regular basis for evaluating the performance and for the formulation and reinforcement of the comprehensive and strategic policies leading to the progressive advancement and expansion in the business areas of the Company.

Commitment to ethical professional conduct is a must for every employee, including Board Members and Senior Management Personnel of Sindhu Group. The Code is intended to serve as a basis for ethical decision-making in conduct of professional work. The Code of Conduct enjoins that each individual in the organization must know and respect existing laws, accept and provide appropriate professional views, and be upright in his conduct and observe corporate discipline. The duties of Directors including duties as an Independent Director as laid down in the Companies Act, 2013 also forms part of the Code of Conduct.

The Code of Conduct is available on the website of the Company www.sindhutrade.com. All Board Members and Senior Management personnel affirm compliances with the Code of Conduct annually. A declaration signed by the Chief Executive Officer (CEO) & Chief Financial Officer (CFO) to this effect is placed at the end of this report

The Summarized details of the board of directors with their attendance in the board meetings are provided as below:

Name	*Din No.*	*Category*	*Details of Directorship in companies, membership and chairmanship in committees of companies*			*Number of board meetings attended*	*Presence in Last AGM i.e. 25.09.2025*
			Director	*Member*	*Chairman*		
Mr. Rudra Sen Sindhu	00006999	Non-Independent-Non-Executive Director	07	04	02	04	Yes
Mr. Saurabh Sindhu	02291158	Non Independent-Executive Director	20	0	0	04	Yes
Mr. Ajmer Singh	07472795	Independent – Non Executive Director	01	1	0	04	Yes
Mrs. Usha Sindhu	00033930	Non-Independent-Non-Executive Director	07	01	0	04	Yes
Mr. Ramesh Shah	00029864	Independent – Non Executive Director	07	08	04	04	Yes
Mrs. Nishi Sabharwal	06963293	Independent – Non Executive Director	08	06	03	04	Yes

⇒ *Membership and Chairmanship in Committees represent only Audit Committeee and shareholders/ Investors' Grievance Committee.*

Mr. Rudra Sen Sindhu acts as the Chairman at the Annual General Meeting held during the period under review.

COMMITTEES TO THE BOARD

In compliance with the Securities and Exchange Board of India (Listing Obligations and Disclosure Requirements) Regulations, 2015 ("**SEBI (LODR), Regulations, 2015**") and Regulations of other Statutory Authorities, the Committees were constituted by the Company. Each Committee of the Board is guided by its Charter, which defines the scope, powers and composition of the Committee.

The committees of the board as on 31st March, 2026 are:

1. Audit Committee.
2. Nomination and Remuneration Committee.
3. Stakeholders Relationship Committee.
4. Corporate Social Responsibility Committee.
5. Risk Management Committee.
6. Finance Committee

The composition of various Committees of the Board of Directors is available on the website of the Company at www.sindhutrade.com and web-link for the same is http://www.sindhutrade.com/management.html

The Board is responsible for constituting, assigning, co-opting and fixing the terms of reference of various Committees. Details on the role and composition of these Committees, including the number of meetings held during the Financial Year and the related attendance are provided below.

AUDIT COMMITTEE

The **Audit Committee set up** by the board is as per the provisions of the Regulation 18 of SEBI (LODR) Regulations, 2015 and as per Section 177 of the Companies Act 2013. The Audit Committee is developed for the reviewing of the following information:

i. The recommendation for appointment, remuneration and terms of appointment of auditors of the Company;
ii. Review and monitor the auditor's independence and performance, and effectiveness of the audit process;
iii. Examination of the financial statement and the auditor's report thereon;
iv. Scrutiny of inter- corporate loans and investments;
v. Valuation of undertaking or asset of the company, wherever it is necessary;
vi. Approval of payment to statutory auditors for any other services rendered by the statutory auditors.
vii. Reviewing, with the management, the annual financial statements before submission to the board for approval, with particular reference to:
   a) Matters required to be included in the Director's Responsibility Statement to be included in the Board's Report in terms of clause (2AA) of section 217 of the Companies Act, 2013.
   b) Changes, if any, in accounting policies and practices and reasons for the same.
   c) Major accounting entries involving estimates based on the exercise of judgment by management.
   d) Significant adjustments made in the financial statements arising out of audit findings.
   e) Compliance with listing and other legal requirements relating to financial statements.
   f) Disclosure of any related party transactions.
   g) Qualifications in the draft audit report.

viii. Reviewing, with the management, the quarterly financial statements before submission to the board for approval;
ix. Reviewing, with the management, the statement of uses / application of funds raised through an issue (public issue, rights issue, preferential issue, etc.), the statement of funds utilized for purposes other than those stated in the offer document/prospectus/notice and the report submitted by the monitoring agency

x. monitoring the utilisation of proceeds of a public or rights issue, and making appropriate recommendations to the Board to take up steps in this matter.
xi. Approval or any subsequent modification of transactions of the Company with related parties;
xii. Evaluation of internal financial controls and risk management systems;
xiii. Reviewing, with the management, performance of statutory and internal auditors, and adequacy of the internal control systems;
xiv. Reviewing the adequacy of internal audit function, if any, including the structure of the internal audit department, staffing and seniority of the official heading the department, reporting structure coverage and frequency of internal audit;
xv. Discussion with internal auditors any significant findings and follow up there on;
xvi. Reviewing the findings of any internal investigations by the internal auditors into matters where there is suspected fraud or irregularity or a failure of internal control systems of a material nature and reporting the matter to the board;
xvii. Discussion with statutory auditors before the audit commences, about the nature and scope of audit as well as post-audit discussion to ascertain any area of concern;
xviii. To look into the reasons for substantial defaults in the payment to the depositors, debenture holders, shareholders (in case of non payment of declared dividends) and creditors;
xix. Approval of appointment of CFO (i.e., the whole-time Finance Director or any other person heading the finance function or discharging that function) after assessing the qualifications, experience & background, etc. of the candidate;
xx. monitoring the end use of funds raised through public offers and related matter;
xxi. Any other function as may be mentioned in the terms of reference of Audit Committee.

The Audit Committee invites such executives, as it considers appropriate (particularly the head of the Finance function), representatives of the statutory auditors and representatives of the internal auditors to be present at its meetings. The Company Secretary acts as the secretary to the Audit Committee.

All Members of the Audit Committee have accounting and financial management expertise. The Chairman of the Committee attended the AGM held on September 25th, 2025 to answer the shareholders` queries.

The role of Audit Committee, the powers exercised by it pursuant to the terms of reference, and the information reviewed by it are in accordance with the requirements as specified in the Listing Regulations, Companies Act, 2013 and other applicable laws, if any. Apart from the above, the Audit Committee also exercises the role and powers entrusted upon it by the Board of Directors from time to time.

During the year under review, the Committee discussed, review and executed all the responsibilities in a prudent manner as specified in the Audit Committee's Charter.

The details of meetings attended by its members are given below:

Name	Category	Designation in Committee	Number of meetings during the year 2025-26	
			Held	Attended
Mr. Ramesh Shah	Independent, Non-Executive	Chairman	4	4
Mr. Ajmer Singh	Independent, Non-Executive	Member	4	4
Mr. Rudra Sen Sindhu	Non-Independent, Non-Executive	Member	4	4

xxii. Four Audit Committee meetings were held during the year i.e. 30.05.2025; 13.08.2025; 14.11.2025 & 13.02.2026.

xxiii. The necessary quorum was present at the meeting.

Audit Committee Report for the year ended March 31, 2026

To the Board of Directors of Sindhu Trade Links Limited:

The Committee comprises of two Non-Executive Independent Directors and one Non-Executive Non Independent Director. The Management is responsible for the Company's internal financial controls and financial reporting process. The Independent Auditors are responsible for performing an Independent audit of the Company's financial statements in accordance with the IND - AS and for issuing a report thereon. The Committee is responsible for overseeing the processes related to financial reporting and information dissemination.

In this regard, the Committee discussed with the Company's Statutory Auditors the overall scope for their audit. The Committee also discussed the result of examinations made by Internal Auditors, their evaluation of the Company's internal financial controls and the overall quality of financial reporting. The Management also presented to the Committee the Company's financial statements and also represented that the Company's financial statements had been drawn in accordance with the IND - AS.

Based on its review and discussions conducted with the Management and the Independent Auditors, the Audit Committee believes that the Company's financial statements are presented in conformity with IND - AS in all material aspects. The Committee has also reviewed Statement of contingent liabilities, management discussion and analysis, financial statements of subsidiary companies, investments made by subsidiary companies, Directors' responsibility statement, financial results and audit/ limited review report thereon, financial statements and draft Auditors' report, approval (including modification, if any) and review of Related Party Transactions and scrutinized inter corporate loans of the Company. The Risk assessment and minimization procedures were also reviewed. During the year, the Committee also approved amendments in the Policy on Related Party Transactions, evaluated the Internal Financial Control & Risk Management System of the Company. No Complaints were received under Whistle-Blower Policy/ Vigil Mechanism monitored by the Committee. The Committee affirms that in compliance with the Whistle-Blower Policy/ Vigil Mechanism no personnel had been denied access to the Audit Committee. The Committee has appointed M/s Anand Singh & Associates, Chartered Accountants, New Delhi as Internal Auditors of the Company for the period from 01st April, 2025 to 31st March, 2026 and discussed and approved their audit plan.

In conclusion, the Committee is sufficiently satisfied that it has complied with the responsibilities as outlined in the Audit Committee's responsibility statement.

SD/-
Ramesh Shah
Chairman
Audit Committee

Place: New Delhi
Date: Aug 13, 2026

NOMINATION & REMUNERATION COMMITTEE

The Nomination and Remuneration Committee ("**NRC**") was incorporated as per the Regulation 19 of the SEBI (LODR) Regulations, 2015 and as per the applicable provisions of the Companies Act, 2013. It was embodied with the 3 Non- Executive Directors having an Independent Chairman. The Committee is focused on the remuneration package of all the Executive Directors inclusive of salary and other perquisites, employment agreements, compensation or arrangements. The functions are:

i. Formulation of the criteria for determining qualifications, positive attributes and independence of a Director and recommend to the board a policy, relating to the remuneration of the Directors, Key Managerial Personnel and other employees;
ii. Evaluation of the Director's performance and the appointment and removal of the Directors and senior management as per the criteria laid down;
iii. To recommend/ review the remuneration of the Managing Director/ Whole-Time Director based on their performance and defined assessment criteria;
iv. To perform such other functions as may be considered appropriate.

The composition of the NRC and the details of meetings attended by its members are given below:

Name	**Category**	**Designation in Committee**	**Number of meetings during the year 2025-26**	
			Held	Attended
Mr. Ajmer Singh	Independent, Non-Executive	Member	03	03
Mr. Ramesh Shah	Independent, Non-Executive	Chairman	03	03
Mrs. Usha Sindhu	Non Executive Director	Member	03	03

Three meeting of the NRC were held during the year on 13.08.2025; 14.11.2025 & 13.02.2026. The necessary quorum was present at the meeting.

v. The Company does not have any Employee Stock Option Scheme.

Board Evaluation

Pursuant to the provisions of the Companies Act, 2013 and SEBI (LODR), Regulations, 2015, the Board has carried out an annual evaluation of its own performance, performance of the Directors individually as well as the evaluation of the working of its Committees.

The following process was adopted for Board Evaluation:

Each Director completed the self- evaluation form. The feedback was sought from the director regarding their perspective about the performance of the board in fulfilling its responsibilities for the growth of the company, the provisions relating to the structure and composition of the board, establishment and responsibilities of the committees, effectiveness of Board and committee processes, quality of relationship between the Board and the Management and efficacy of communication with external stakeholders. Feedback was also taken from every director on his assessment of the performance of each of the other Directors.

The NRC after receiving the feedback from the directors then discussed it with the Chairman of the board and make representation to the independent directors.

The Board Chairman completed the self- evaluation form and the same was reviewed and discussed in the meeting of the independent directors.

The Board Chairman reviewed the evaluation of the independent directors based on the self – evaluation form received by them. It was also presented to the Board for their consideration and evaluation.

Every statutorily mandated committee of the Board conducted a self-assessment of its performance and these assessments were presented to the Board for consideration. Areas on which the Committees of the Board were assessed included degree of fulfilment of key responsibilities, adequacy of Committee composition and effectiveness of meetings.

Feedback was provided to the Directors, as appropriate. Significant highlights, learning and action points arising out of the evaluation were presented to the Board.

CRITERIA FOR SELECTION OF DIRECTORS AND THEIR REMUNERATION:

In terms of the provisions of Section 178(3) of the Act and prescribed regulations of SEBI (LOADR) Regulations, 2015 the NRC is responsible for formulating the criteria for determining qualification, positive attributes and independence of a Director. The NRC is also responsible for recommending to the Board the guidelines relating to the remuneration of the Directors, Key Managerial Personnel and other employees.

a) Selection criteria of Directors

The Company shall consider the following aspects while appointing a person as a Director on the Board of the Company:

Skill and Competence: the board should have a combination of educational qualifications, appropriate skills and experience in one or more fields of finance, law, management, sales, marketing, administration, public administrative services, research, corporate governance, technical operations or any other discipline related to the Company's business.

Age Limit: They should have completed the age of twenty-one (21) years and should not have attained the age of seventy (70) years.

Conflict of Interest: They should not hold Directorship which would create conflict of interest with the Company.

Directorship: The number of companies in which the candidate holds Directorship should not exceed the number prescribed under the Act or under the SEBI (LODR) Regulations, 2015.

Independence: The candidate proposed to be appointed as an Independent Director, should not have any direct or indirect material pecuniary relationship with the Company and must satisfy the requirements imposed under the Act or under the SEBI (LODR) Regulations, 2015.

The additional consideration will be given to the following factors:

i. The approvals of the Board and/or shareholders of the Company in accordance with the Act ; and
ii. The directors should have sufficient time to deal with the affairs of the company.
iii. The directors should not be involved in any unethical behaviour in their private or professional lives.
iv. The directors should have an arm's length relationship amongst them, employees and also with the employees, shareholders and directors of the subsidiaries, associates, joint ventures for whom the relationship with these entities are material.

b) Selection Criteria for Senior Management

The Senior Management for the purpose of this policy shall mean employees hired at the level of Divisional Heads and Corporate Functional Heads or equivalent positions. The key principles will be the same as defined in the selection criteria of the Directors and as may be applicable.

The NRC guidelines should also provide that the candidate should have appropriate qualifications, skills and experience for discharging the role. The qualifications, skills and experience of each such position shall be defined in the job description.

Remuneration for Directors, KMP and other Employees

The criteria for determining the remuneration of Directors, KMP and other employees shall be based on the following set standards by the Company:

a) The directors may be paid sitting fees for attending the Board Meeting or any Committee Meeting.
b) The basis for the payment of the sitting fees will be as per the provisions of the law and also as approved by the board or NRC.
c) The quantum of sitting fees may be reviewed by the board periodically, if required.
d) The remuneration will be composition of the sustainable growth of the Directors and employees and sufficient to attract, retain and motivate the Directors and employees of the Company and encourage behaviour that is aligned to value creation.
e) Basic salary alongwith the performance based incentives are provided to all the employees in line with their skill and experience.
f) In addition to the basic/fixed salary and/or benefit, perquisites and allowances, if any, the Managing Director/ Executive Directors remuneration will be calculated as per the net profits of the company in a financial year as may be determined by the board, subject

to the overall limits specified in section 197 read with schedule V of The Companies Act, 2013. The amount payable to MD/ED would be based on the performance evaluated by the board or by NRC and approved by the board.

g) Remuneration paid, if any, will be based on the industry benchmarks and the same shall be decided by the board.

The NRC is responsible for the recommendation of the remuneration policy to the board. The board is responsible for approving and overseeing implementation of the remuneration policy.

(` In lacs)

Name of Director	Designation	Salary	Perquisites and allowances	Total
Mr. Alok Gupta	CEO	19.60	-	19.60
Mr. Vikas Singh Hooda	CFO	57.72	-	57.72
Ms. Suchi Gupta	CS	18.73	-	18.73

Nomination and Remuneration Committee Report for the year ended March 31, 2026

To the Board of Directors of Sindhu Trade Links Limited, The Nomination and Remuneration Committee comprises of three Independent Non-Executive Directors. The main responsibility of the Committee is to incentivize and reward Executive performance that will lead to long-term enhancement of shareholder performance.

Further the Committee is also responsible for formulating policies as to remuneration, performance evaluation, Board diversity, etc. in line with Companies Act, 2013 and SEBI Listing Regulations.

The Committee conducted the performance evaluation of Directors for the Financial Year 2024-25. The Committee was also provided information on compensation policies for employees and the information to decide on grant of options to various employees.

Sd/-
Mr. Ramesh Shah
Chairman
Nomination and Remuneration Committee

Place: New Delhi
Date: Aug 13, 2026

STAKEHOLDER RELATIONSHIP COMMITTEE

As per the Regulation 20 of the SEBI (LODR) Regulations, 2015 and as per the provisions of the Companies Act, 2013 the company has constituted the "Stakeholders Relationship Committee". The Committee looks into the matters of complaints by the investors and shareholders relating to the non-receipt of dividend warrants, annual reports, share transfers / transmission in time, issue of duplicate share certificate, change of address etc. and the redressal of these complaints. The Committee comprises of the following members:

The Stakeholders Relationship Committee met two times during the year as following dates:

Name	Category	Designation in Committee	Number of meetings during the year 2025-26	
			Held	Attended
Mr. Ramesh Shah	Independent, Non-Executive	Member/Chairman	4	4
Mr. Usha Sindhu	Non-Independent, Non-Executive	Member	4	4
Mr. Rudra Sen Sindhu	Non-Independent, Non Executive	Member	4	4

Four Meetings of the Stakeholder Relationship Committee were held during the year on 11.04.2025, 13.08.2025, 15.11.2025 & 13.02.2026. The necessary quorum was present at the meetings.

Ms. Suchi Gupta, Company Secretary acts as a Compliance officer for the meeting.

The Company has its Registrar and Share Transfer Agent to address all the complaints and queries relating to the investor grievances. There was only one complaint received from the stakeholder during the year and the same was resolved within the given time frame.

Details of status of queries/ complaint and share transfer during the year:

Sl. No.	Particulars	Status/ No.
1	Number of queries/ complaints received from shareholders/ investors from 1st April, 2025 to 31st March, 2026 regarding non-receipt of dividend/ interest warrant, non-receipt of shares sent for transfer etc.	0
2	Complaints letters from Statutory Bodies: SEBI STOCK EXCHANGES NSDL/ CDSL	NIL
3	Number of queries / complaint not attended	N.A.
4	Number of request of share transfer/ transmission received during the year	Register maintained with RTA
5	Number of share transfer cases done during the year	Register maintained with RTA
6	Number of share transfer pending during the year	NIL

CSR COMMITTEE

As per the provisions of the Companies Act, 2013, the Company has constituted the "Corporate Social Responsibility Committee".

The role of Corporate Social Responsibility Committee is as follows:

i. formulating and recommending to the Board Corporate Social Responsibility Policy and the activities to be undertaken by the Company;
ii. recommending the amount of expenditure to be incurred on the activities undertaken;

iii. reviewing the performance of the Company in the area of Corporate Social Responsibility;
iv. providing external and independent oversight and guidance on the environmental and social impact of how the Company conducts its business;
v. Monitoring Corporate Social Responsibility Policy of the Company from time to time.

The composition of the Committee:

Name	**Category**	**Designation in Committee**	**Number of meetings during the year 2025-26**	
			Held	Attended
Mr. Ramesh Shah	Independent, Non-Executive	Chairman	1	1
Mrs. Usha Sindhu	Non-Independent, Non-Executive	Member	1	1
Mr. Saurabh Sindhu	Non-Independent, Non-Executive	Member	1	1

One Meeting of the Corporate Social Responsibility Committee was held during the year on 31.03.2026 and necessary quorum was present at the meeting.

RISK MANAGEMENT COMMITTEE

As per the Regulation 21 of the SEBI (LODR) Regulation, 2015, the Company has constituted a Risk Management Committee.

The composition, procedures, powers and role/functions of the Risk Management Committee constituted by the Company is to comply with the requirements of Regulation 21 of the SEBI (LODR) Regulation, 2015. The Risk Management Committee may comprise of a mix of senior executives of the Company and the Directors, but shall have a majority of Directors as its members. Further, the chairman of the Risk Management Committee shall be a member of the board of directors.

The composition of the Committee:

Name	**Category**	**Designation in Committee**
Mr. Ajmer Sindhu	Independent- Non-Executive	Chairman
Mrs. Usha Sindhu	Non-Independent –Non Executive	Member
Mr. Rudra Sen Sindhu	Non-Independent –Non Executive	Member
Mr. Ramesh Shah	Independent –Non Executive	Member

Ms. Suchi Gupta, Company Secretary acts as a Compliance officer for the meeting.

FINANCE COMMITTEE

As per the provisions of Section 179 of the Companies Act, 2013, the Company has constituted the "Finance Committee"

The role of Finance Committee is as follows:

- To borrow funds from Banks, Institutions, Companies, Corporations, societies, firms, person or persons on behalf of and for the Company.
- To enter into, carry out, rescind or vary all or any financial arrangement with Banks, Institutions, companies, corporations, societies, firms, person or persons on behalf of and for the Company
- To invest Company's funds in the securities of other bodies corporate including the Company's subsidiaries subject to the maximum amount calculated as per the limits prescribed in Section 186 of the Companies Act, 2013
- To make loans, give guarantees and provide securities to, or in relation to loans availed by, other bodies corporate including the Company's subsidiaries, subject to the maximum amount calculated as per the limits prescribed in Section 186 of the Companies Act, 2013.

Name	**Category**	**Designation in Committee**	**Number of meetings during the year 2025-26**	
			Held	Attended
Mr. Rudra Sen Sindhu	Non-Independent, Non-Executive	Chairman	06	06
Mrs. Usha Sindhu	Non-Independent, Non-Executive	Member	06	06
Mr. Saurabh Sindhu	Non-Independent, Non-Executive	Member	06	06

Six (6) meeting of the Finance Committee were held during the year on 09.06.2025, 23.06.2025, 25.07.2025, 30.09.2025, 07.10.2025 & 28.03.2026 and necessary quorum were present at the meeting

SUBSIDIARY COMPANY

Regulation 16(C) of Chapter IV of SEBI (LODR) Regulation, 2015 defines a 'Material Non-Listed Indian Subsidiary' shall mean a subsidiary, whose income or net worth exceeds twenty percent of the consolidated income or net worth respectively, of the listed entity and its subsidiaries in the immediately preceding accounting year.

WEBSITE OF THE COMPANY

The details of the said policy is uploaded on the website of the Company i.e. www.sindhutrade.com

PARTICULARS OF LAST THREE ANNUAL GENERAL MEETINGS OF THE COMPANY:

The following table summarises the details of special resolution passed or not during the last three years:

Year	Date	Time	Location
2025	25th September, 2025	03:00 PM	Virtually
2024	26th September, 2024	02:00 PM	Virtually
2023	25th September, 2023	11:45 AM	Virtually

a)	Half Yearly report sent to each household of shareholders	No, the results were published by the Company in National and regional newspapers in English and Hindi.
b)	Quarterly results	published in the following newspapers: The Financial Express -English, and Dainik Haribhoomi - Vernacular language (Hindi)
c)	Whether Management Discussion and Analysis Report a part of Annual Report	Yes

MEANS OF COMMUNICATION WITH THE INVESTOR / SHAREHOLDERS

There is continuous dissemination of all the important changes underwent in the Company through timely disposal of resolutions and documentary evidences to the stock exchanges in the past. The website of the Company is www.sindhutrade.com.

Financial Calendar (tentative)

FINANCIAL YEAR 2025-26		
1	First Quarter results	Within 45 days from the close of each quarter
2	Second Quarter results	Within 45 days from the close of each quarter
3	Third Quarter results	Within 45 days from the close of each quarter
4	Fourth Quarter results	Within 60 days from the close of each quarter

ANNUAL GENERAL MEETING

→ Date 26th day of September, 2026
→ Time 03:00 P.M.
→ Venue Deemed Venue – Registered Office of the Company

BOOK CLOSURE

Tuesday, 22nd September, 2026 to Saturday, 26th September, 2026, (both days inclusive).

LISTING DETAILS

The company is listed on the below mentioned Stock Exchanges:

Name of Stock Exchange	Bombay Stock Exchange Limited Scrip Code : 532029	National Stock Exchange Limited Symbol: SINDHUTRAD
Address of Stock Exchange	Floor 25, Phiroze Zee Bhoy Towers, Dalal Street, Mumbai-400001	Exchange Plaza, Bandra Kurla Complex, Mumbai – 400001
Listed Capital	As on 31st March, 2026, the paid- up share capital of the Company is Rs, 1,54,19,28,780 divided into 1,54,19,28,780 equity shares (voting rights) of Rs. 1/- each.	

The Company has paid the Listing fees for the year 2026-27 to BSE & NSE.

Share Transfer system

The Company's Shares are traded on BSE & NSE compulsorily in the dematerialized form. However, all requests received for transfer of shares for off market transaction in physical form furnishing with a copy of PAN card of the transferee(s) in compliance with the SEBI circular in that behalf are processed by the Registrar and Transfer Agents and are approved by Stakeholders Relationship Committee. The Company registers the transfers in the name of transferee within a period of 30 days from date of receipt of such request for transfer of shares, if documents are complete in all respect and the Company proceeds all requests for transmission of shares held in dematerialized mode and physical mode within seven days and twenty one days respectively, after receipt of the specified documents.

Request for share transfer / transmission is attended in-house at its Corporate Office as well as at its RTA office at:

Corporate office of the Company:

1502, 15th Floor, Signature Tower
Sector – 30, Gurugram.
Tel. No. 011-43214321

RTA's Office:

Indus Shareshree Private Limited
G-65, Bali Nagar, New Delhi.
Tel No: 011- 47671200, 47671214
Fax No: 011-47671222, 47671233

Outstanding GDR/Warrants/Convertible Instruments

The Company has no outstanding GDR/Warrants/Convertible Instruments.

DISTRIBUTION OF SHAREHOLDING AS ON 31ST MARCH 2026

No. of Shares (in `)	Share holders	% to Total Shareholders	Shares Held	% to total share capital
Upto 100	24907	59.54	649145	0.04
101 - 500	8892	21.26	2464010	0.16
501 - 1000	3230	7.72	2648627	0.17
1001 - 2000	1848	4.42	2836969	0.18
2001 - 5000	1568	3.75	5203290	0.34
5001 - 10000	525	1.25	3917270	0.25
10001 - 20000	387	0.93	5347033	0.35
20001 - 30000	154	0.37	3806409	0.25
30001 - 40000	44	0.11	1541591	0.10
40001 - 50000	42	0.10	1998564	0.13
50001 - 100000	63	0.15	4842584	0.31
100001 - 500000	79	0.19	18582230	1.21
500000 & above	94	0.22	1488091058	96.51
TOTAL	**41833**	**100**	**1541928780**	**100**

SHAREHOLDING DETAILS AS ON 31ST MARCH 2026

Category	*No of shares held*	*Percentage of Shareholding*
Promoters	1155965880	74.97
Institutional Investors	1048	0.00
Mutual Funds and UTI	NIL	NIL
Banks, Financial institutions, Insurance Companies (Central/State Govt. Institutions/ Non-Govt. Institutions)	NIL	NIL
FIIs	49032221	3.18
Private Corporate Bodies	103476523	6.71
Indian Public	213973316	13.87
NRIs	16707620	1.09
Clearing House	NIL	NIL
Clearing Member – Any Other	2769172	0.18
TOTAL	**1541928780**	**100**

TOP TEN SHAREHOLDERS AS ON 31ST MARCH, 2026

Sr. no.	*Name*	*Shares*	*%*
1.	Fine Grow Buildcon Private Limited	3,46,41,000	2.25
2.	Goodworth Infracon Private Limited	3,06,90,000	1.99
3.	Shanti Devi	2,59,60,800	1.68
4.	Saumik Ketankumar Doshi	2,24,64,151	1.46
5.	Suresh Sindhu	2,01,48,520	1.31
6.	Asha Kiran Lamba	1,71,00,000	1.11
7.	Keya Vimal Salot	1,54,39,204	1.00
8.	Kamla Devi	1,52,63,350	0.99
9.	Dhupi Devi	1,24,63,102	0.81
10.	Chander Kala	1,18,70,000	0.77
	TOTAL	**20,60,40,127**	**13.36**

DISCLOSURES

The Company has made all the mandatory and non- mandatory disclosures at large for the vibrant corporate sector growth, as well as inclusive growth of the economy**:**

i. ***Disclosure of Significant Related Party Transactions***

Except as disclosed in the Annual Report of the Company for the year ending on 31.03.2026, the company has not entered into materially significant related party transactions that may have potential conflict with the interests of Company at large.

ii. ***Details of non-compliance***

There has not been any major non-compliance by the Company, or the imposition of the penalties on the Company by the Stock Exchanges, or the Securities and Exchange Board of India or any other statutory body/ authority, on any matter related to capital markets during the last three years.

iii. ***Whistle Blower Policy*****:**

To ensure the innocuous and congenial working environment, Company has adopted the Whistle Blower Policy. During the year, no case of fraud, unethical behaviour and violation of Company's Code of Conduct was reported.

iv. ***Code of Conduct:***

The Code reflects the Company's commitment to principles of integrity, transparency and fairness. The Code is applicable to all the board members and senior management of the Company. It truly represents the Company's values and its perseverance for the attainment of the preeminent objectives with Standard Code of Conduct. The code of conduct can be accessed at the website of the company i.e. www.sindhutrade.com.

v. ***Audit Qualifications:***

There are no qualifications in the Standalone financial statements of the Company for the year 2025-26.

vi. ***Applicability of Accounting Standards:***

The Company has complied with all applicable Accounting Standards in preparation of its financial statements pursuant to the amended Schedule III of Companies Act, 2013.

DEMAT INITIATIVE

Securities and Exchange Board of India vide its circular no. CIR/CFD/CMD/13/2015 dated November 30, 2015 promoted the dematerialization of shares, encourage orderly development of the securities market and to improve transparency in the dealings of shares by promoters including pledge / usage as collateral, SEBI in consultation with Stock Exchanges, has decided that the securities of companies shall be traded in the normal segment of the exchange if and only if, the company has achieved 100% of promoter's and promoter group's shareholding and at least 50% of non-promoter holding shall be held in dematerialized form as reported to the stock exchanges.

The Company urges to all the shareholders holding shares in physical mode to dematerialize their holdings. The shareholders desirous of getting the shares dematerialised should approach a depository participant (DP) (for example, Indus Portfolio Private Limited) and get a depository account opened. The share certificates should be deposited with the same

Depository Participant who shall approach the Company and get the shares dematerialised so that better smoothness and uniformity with the statutory regulations can be attained.

ADDRESSES FOR COMMUNICATION

In case of any Annual Report and shares related query:

Registered Office	**Corporate office**	**Registrar and Transfer Agents**
129, Transport Centre, Punjabi Bagh, Rohtak Road, New Delhi-110035. Tel No.- 011-28315036 Fax No.- 011-28315044 Email Id- corporatecompliance@sindhutrade.com	1502, 15th Floor, Signature Tower, Sector – 30, Gurugram, Haryana – 122003 Tel No.- 011-43214321 Email Id- corporatecompliance@sindhutrade.com Business Hours: 9:00 a.m. to 05:30 p.m. (except 2nd & 4th Saturday)	G-65, Bali Nagar, New Delhi-110 015 Tel. No.- 011-47671200 Fax no.- 011- 25449863 Email id- d.kataria@indusinvest.com Business Hours: 09:00 a.m. to 05:00 p.m.

For and on behalf of Board of Directors
Sindhu Trade Links Limited

Sd/-	**Sd/-**
(Saurabh Sindhu)	**(Rudra Sen Sindhu)**
Director	**Director**
Din no.-02291158	**Din no.-00006999**

STLL Sindhu Trade Links Ltd.

"MANAGEMENT DISCUSSION AND ANALYSIS"

Sindhu Trade Links – Management Discussion and Analysis 2025-26

A. MACRO ENVIRONMENT OVERVIEW

i. Global Economy

The global economy remained resilient through 2025, growing by 3.4%, broadly in line with the 3.3% recorded in 2024. Supportive monetary and fiscal policies, stable financial conditions, and continued investment in technology helped offset the impact of geopolitical tensions, trade policy uncertainty, and elevated sovereign debt levels. Inflation also moderated during the year, easing to 4.1% from 5.8%, supported by lower energy prices and the gradual normalization of global supply chains. However, the disinflation process remained uneven, with services inflation continuing to stay elevated across several advanced economies.

Global trade outpaced overall economic growth, with trade volumes expanding by 5.1% during the year. Goods trade grew by an estimated 4.6%, driven by businesses advancing shipments ahead of expected tariff measures and sustained demand for tariff-exempt technology products. Services trade also remained healthy, expanding by around 5.3%, although growth moderated as the post-pandemic recovery in international travel gradually lost momentum.

Looking ahead, the global outlook has become more challenging entering 2026–27, with geopolitical tensions once again emerging as the key source of uncertainty. Following the escalation of conflict in West Asia in late February 2026, the IMF revised its 2026 global growth forecast down to 3.1% and lowered its projection for global trade growth to 2.8%, highlighting the risk of a broader or more prolonged conflict. Inflation is also expected to edge higher, with the IMF raising its 2026 forecast to 4.4% amid rising energy prices and shipping disruptions. At the same time, heightened market volatility, the possibility of a correction in richly valued technology stocks, increasing protectionist measures, and growing concerns over sovereign debt sustainability continue to cloud the outlook, reinforcing the need for coordinated fiscal, monetary, and multilateral policy action.

GDP Growth estimates for 2026 and 2027

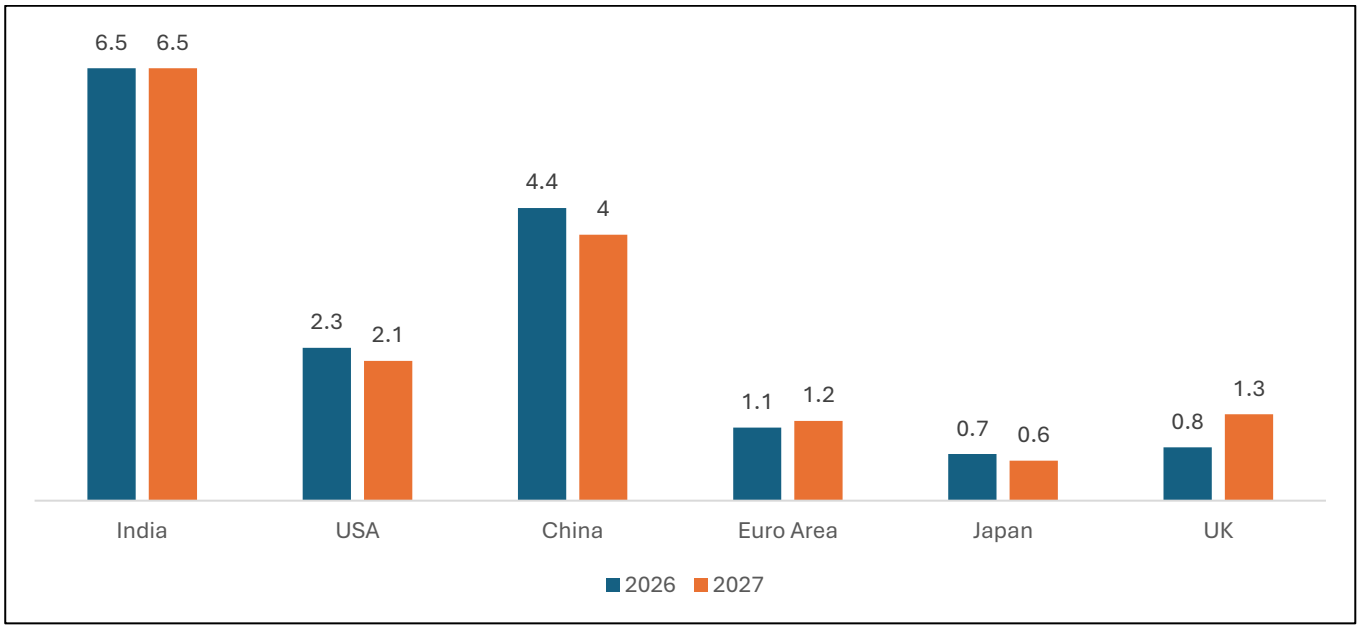

Source: IMF World Economic Outlook April 2026

ii. Indian Economy

India continued to be the world's fastest-growing major economy, supported by resilient domestic demand and sustained economic momentum throughout the year. Reflecting this strength, the IMF revised its 2025 growth estimate for India upward to 7.6%, following stronger-than-expected performance in the second and third quarters of the fiscal year and continued momentum in the fourth quarter. Looking ahead, the economy is projected to grow by 6.5% in both 2026 and 2027, supported by the carryover momentum from 2025 and the reduction in incremental US tariffs on Indian exports from 50% to 10%, which is expected to partly offset the impact of the ongoing Middle East conflict. On a Q4-over-Q4 basis, the IMF projects an even stronger near-term trajectory, with growth of 7.5% in 2025 and 7.1% in 2026, before moderating to 6.5% in 2027, highlighting the continued strength of domestic demand even as annual growth gradually normalises.

The Reserve Bank of India (RBI) also remains constructive on the domestic growth outlook. At its monetary policy meeting held between August 3 and 5, 2026, the Monetary Policy Committee (MPC) unanimously kept the repo rate unchanged at 5.25% for the fourth consecutive review while retaining its 'neutral' policy stance. The Standing Deposit Facility rate was maintained at 5.0%, while the Marginal Standing Facility rate and the Bank Rate remained at 5.5%. Encouraged by resilient private consumption, steady expansion in manufacturing and services, and healthy export growth, the RBI marginally raised its FY27 real GDP growth forecast to 6.7% from 6.6%. Governor Sanjay

Malhotra noted that Q1 FY27 growth is tracking at around 7.0%, with quarterly growth expected at 6.4% in Q2, 6.5% in Q3, and 6.8% in Q4.

On the inflation front, the RBI marginally lowered its FY27 CPI inflation forecast to 5.0% from 5.1%, although it expects headline inflation to rise in the near term and peak at 5.9% in Q3 FY27 before easing. The expected increase is largely driven by supply-side pressures, particularly food and fuel prices, rather than broad-based demand. The Governor also highlighted that the renewed escalation of the Middle East conflict since early July 2026 has added fresh volatility to global energy prices, reinforcing the need for policy continuity despite the improving growth outlook.

More broadly, inflation in India is expected to gradually move closer to the RBI's target after unusually soft food prices drove a sharp moderation during 2025. This contrasts with the global inflation outlook, where the IMF expects headline inflation to reverse course, rising from 4.1% in 2025 to 4.4% in 2026, before easing to 3.7% in 2027, as higher energy and food prices linked to the Middle East conflict continue to keep global inflationary pressures elevated.

Source: IMF *World Economic Outlook April 2026* and RBI MPC Meeting August 2026

India's GDP Growth over the years

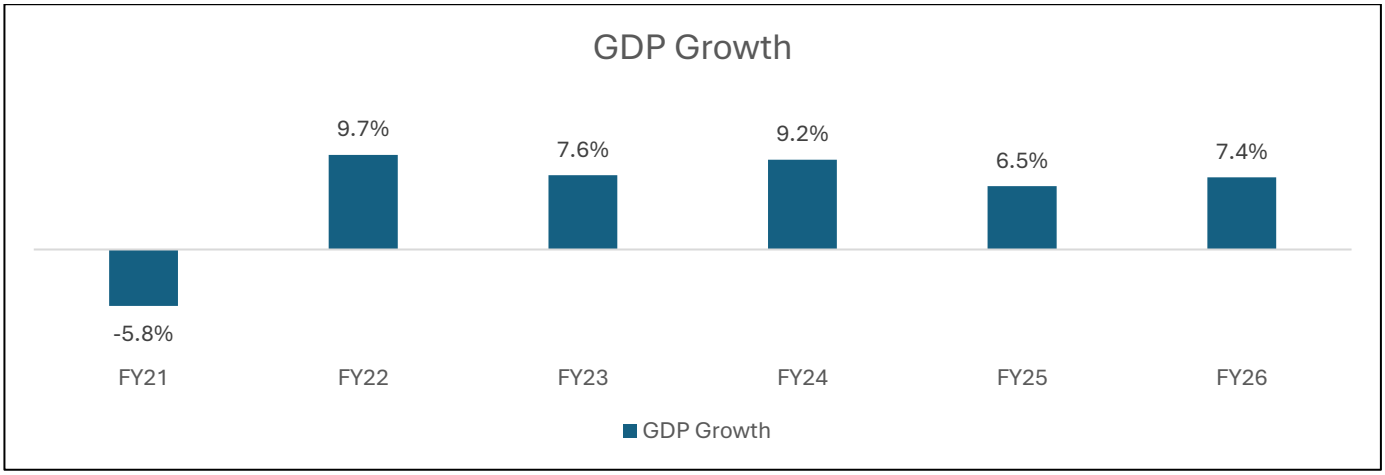

Source: RBI – Database on Indian Economy

https://data.rbi.org.in/BOE/OpenDocument/2409211437/OpenDocument/opendoc/openDocument.jsp?logonSuccessful=true&shareId=1

B. INDUSTRY OVERVIEW

i. Global Logistics Market

The global logistics market was valued at approximately US$9.41 trillion in 2023 and is projected to grow at a CAGR of 8.1%, reaching US$14.39 trillion by 2029. Growth continues to be driven by expanding e-commerce, infrastructure

development, rising cross-border courier, express and parcel (CEP) volumes, and increasing public-private investment in logistics infrastructure. While freight transportation remains the foundation of global trade, demand is steadily shifting towards integrated logistics solutions, including freight forwarding, warehousing, and last-mile delivery. At the same time, strong growth across Asia-Pacific, tighter sustainability regulations, and increased adoption of automation, real-time visibility, and predictive analytics are reshaping the industry's competitive landscape and improving operational efficiency.

Source: https://www.mordorintelligence.com/industry-reports/freight-logistics-market-study

The near-term outlook, however, has become more cautious. According to the WTO's March 2026 outlook, global merchandise trade growth is expected to moderate sharply to 1.9% in 2026, from 4.6% in 2025, before recovering gradually thereafter. Risks remain tilted to the downside, with sustained high oil and LNG prices potentially reducing global GDP growth by 0.3 percentage points and lowering merchandise trade growth by up to 1.0 percentage point in energy-dependent regions, bringing overall trade growth down to as low as 1.4%. Given the close correlation between merchandise trade and freight movement, a slowdown in global trade is likely to weigh on freight volumes, port activity, and shipping demand, creating a more challenging operating environment for logistics providers.

Source: https://www.wto.org/english/news_e/news26_e/stat_19mar26_329_e.htm

Logistics Market Size by Country and % of GDP as of 2025

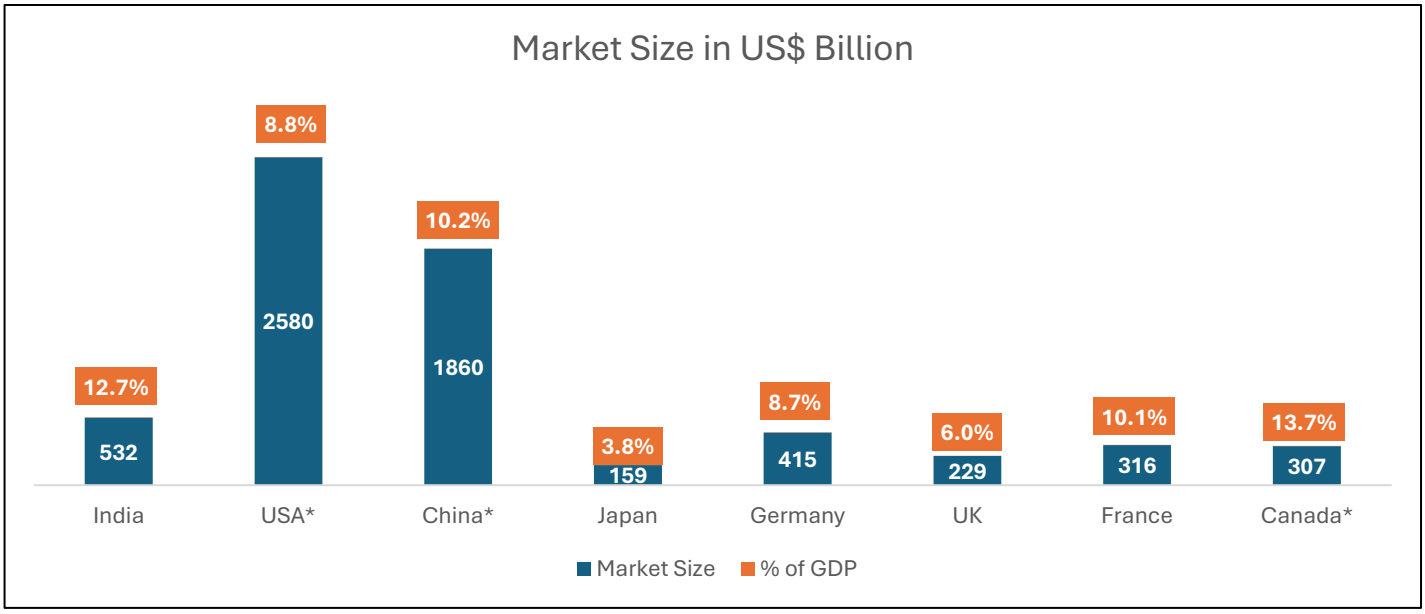

Source: https://www.cargoson.com/en/blog/how-big-is-the-logistics-market

**Figures for USA and Canada are for 2024 and 2023 for China*

ii. Global Coal Market

Global coal production remained broadly stable in 2025 at an estimated 9,111 million tonnes (Mt), largely unchanged from the record 9.1 billion tonnes produced in 2024, signalling a plateau before a gradual decline expected later in the decade. Output softened in key exporting countries such as Indonesia (778 Mt) and Australia (446 Mt) as lower coal prices and weaker import demand weighed on production. While China continued to increase output to 4,730 Mt, the pace of growth moderated as authorities implemented temporary supply curbs during the summer to manage inventories amid subdued prices.

Looking ahead, global coal production is projected to gradually decline to around 8,641 Mt by 2030, driven primarily by lower output in China, alongside continued declines in the European Union and the United States as coal phase-outs and cost pressures gather pace. Although supportive policy measures are expected to moderate the pace of contraction in the US, Indonesia's production is also forecast to decline as shrinking export demand outweighs growth in domestic consumption. India is expected to remain the principal source of incremental production growth, supported by expanding captive and commercial mining operations, although this will not be sufficient to offset production declines in other major coal-producing regions. As a result, global coal supply is expected to trend lower through the second half of the decade.
Source: https://www.iea.org/reports/coal-2025/supply

Global coal demand increased marginally by around 0.5% in 2025 to 8.85 billion tonnes, reflecting continued resilience despite the rapid expansion of renewable energy. However, the International Energy Agency (IEA) expects global coal demand to decline by around 3% by 2030, indicating a gradual moderation rather than a sharp contraction. The slowdown is expected to be driven primarily by China, where the rapid expansion of solar and wind power capacity is steadily reducing reliance on coal-fired electricity generation, even as coal continues to play an important role in the global energy mix.
Source: https://geoconversation.org/en/shorts/coal-mining-countries-who-is-increasing-volumes-and-why-asia-rules-the-market/

For Indonesia, National coal production in 2025 reached ~790 million tons, a 5.5 percent decrease compared to the 836 million tons produced in 2024. Out of the total production, approximately 514 million tons or 65.1 percent were exported. Meanwhile, the domestic market obligation (DMO) reached 254 million tons, or roughly 32 percent. The remaining stock at the end of 2025

stood at 22 million tons, or 2.8 percent. For 2026, The Ministry of Energy and Mineral Resources has confirmed plans to reduce the national coal production target in the 2026 work plan and budget (RKAB) to approximately 600 million tons. This figure is lower than the previous year's target of 735 million tons with the aim to stabilize coal prices.

Source: https://en.tempo.co/read/2079285/indonesia-to-cut-2026-coal-output-to-600-million-tons

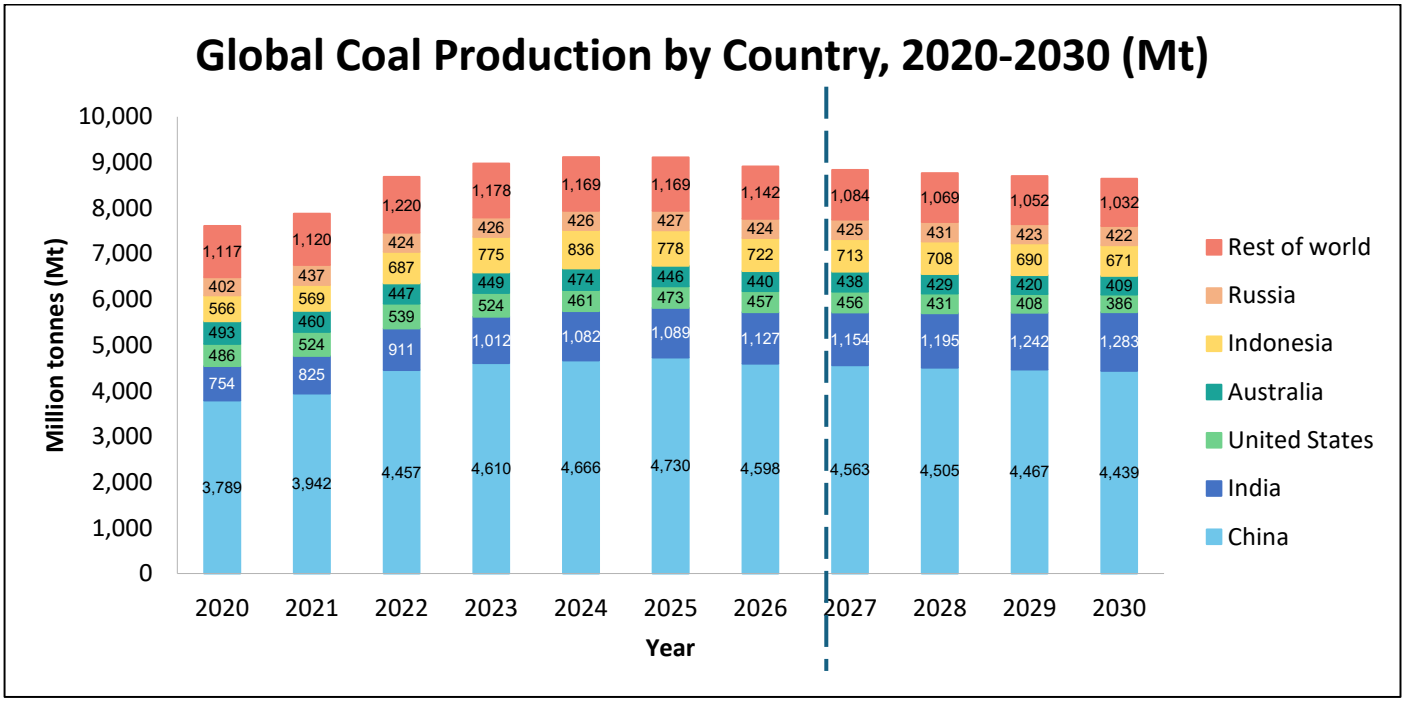

Source: https://www.iea.org/reports/coal-2025/supply

iii. Indian Logistics Market

The Indian logistics industry continues to witness robust growth, supported by strong structural drivers on both the demand and supply sides. Rising investments in transportation infrastructure, warehousing, and integrated supply chain solutions, coupled with the sector's ongoing formalization, are strengthening its long-term growth outlook. Having expanded from INR 12.8 trillion in FY19 to INR 23.4 trillion (US$276.7 billion) in FY25, representing a 10.6% CAGR, the industry is projected to reach approximately INR 37 trillion (US$437.6 billion) by FY30, growing at a 9.6% CAGR. Recognized as a key enabler of India's economic ambitions, the logistics sector is expected to play a pivotal role in improving supply chain efficiency, enhancing trade competitiveness, and supporting the country's long-term growth trajectory.

Source: Economic Survey, Lattice Freight Forwarding Industry Report 15th September 2025

Key Growth Drivers for the Indian Logistics Industry

- **Robust FDI Inflows:** India attracted cumulative FDI inflows of US$748.8 billion during FY2014–FY2025, a 143% increase over the preceding eleven-year period, supporting industrial expansion and logistics demand.
- **Government-Led Infrastructure Investment:** The Union Budget 2025–26 earmarked approximately US$134 billion (3.1% of GDP) for infrastructure development, reinforcing investments in transportation and logistics networks.
- **Rising Merchandise Exports:** India's merchandise exports increased from US$422 billion in FY22 to US$437.4 billion in FY25. Supported by the *Make in India* initiative, this is boosting manufacturing activity and creating additional demand for logistics services.
- **Manufacturing Expansion:** Continued growth in domestic manufacturing under the *Make in India* programme is strengthening industrial ecosystems and driving higher demand for transportation, warehousing, and supply chain solutions.
- **Regulatory Reforms:** Initiatives such as GST, e-way bills, faster regulatory clearances, and infrastructure status for the logistics sector are improving operational efficiency and reducing supply chain bottlenecks.
- **Workforce Development:** Greater focus on skill development and dedicated logistics training infrastructure is enhancing the availability of skilled talent across the sector.
- **E-commerce Growth:** Rapid expansion of e-commerce and increasing participation of MSMEs in digital commerce continue to accelerate demand for warehousing, fulfilment, and last-mile delivery services.
- **Expansion into New Markets:** Rising internet penetration (approximately 66% in FY25) and growing smartphone adoption are expanding demand beyond Tier-I and Tier-II cities, opening new growth opportunities for logistics providers.

Source: Lattice Freight Forwarding Industry Report 15th September 2025

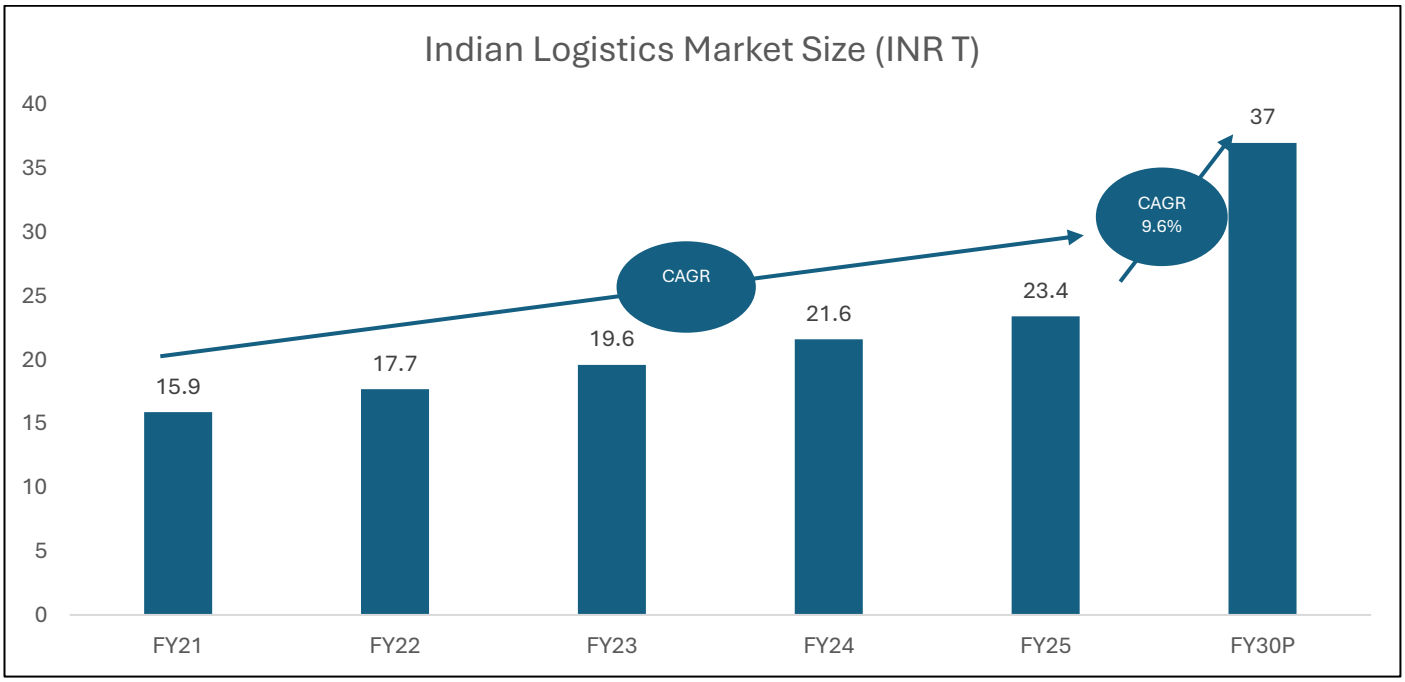

Source: Economic Survey, Lattice Freight Forwarding Industry Report 15th September 2025

iv.Indian Coal Market

India continued to strengthen its energy security by crossing the 1 billion tonne (BT) coal production milestone for the second consecutive year, highlighting the country's growing self-reliance in meeting its energy requirements. During FY25, raw coal production stood at 1,047.5 million tonnes (MT) against a target of 1,080.2 MT, enabling the country to meet rising power demand while maintaining record coal inventories at thermal power plants. The achievement reflects improved planning, operational efficiency, and stronger coordination across the coal value chain, reinforcing coal's critical role in supporting India's economic growth and energy security.

Source: https://www.pib.gov.in/PressReleasePage.aspx?PRID=2243291&reg=3&lang=1, Ministry of Coal Annual Report 2025-26

FY26 marked a watershed year for India's coal sector, with captive and commercial coal mines surpassing the 200 million tonne (MT) production and dispatch milestone for the first time, underscoring the sector's growing contribution to the country's energy security. Coal production from these mines increased 10.2% year-on-year to 210.5 MT, while dispatches rose 7.4% to 204.6 MT, reflecting improved operational efficiency, stronger evacuation and logistics infrastructure, and enhanced mining capabilities. This milestone highlights the increasing role of captive and commercial mining in meeting India's rising energy demand and supports the Government's broader objective of improving domestic coal availability while reducing dependence on imports.

Source: https://coal.gov.in/sites/default/files/2026-04/Press020426.pdf

Looking ahead, the Ministry of Coal has set an ambitious target to increase India's domestic coal production by 42% over the next five years, from 1,080 million tonnes (MT) in FY26 to 1,533 MT by FY31. The production roadmap reflects the Government's continued focus on enhancing energy security, reducing dependence on imported coal, and ensuring adequate fuel availability to support the country's expanding power generation and industrial requirements. Continued expansion of commercial and captive mining, alongside investments in mining infrastructure and evacuation networks, is expected to play a key role in achieving this target.

Source: https://www.instituteforenergyresearch.org/fossil-fuels/coal/india-to-increase-domestic-coal-production-by-42-over-5-years/

v. India Biomass Market

India's biomass power sector is expected to grow from 11.58 GW in 2025 to 14.97 GW by 2030, registering a CAGR of 5.3%, supported by abundant biomass feedstock, increasing renewable energy adoption, and sustained policy support. The Government continues to promote the sector through initiatives such as the National Bioenergy Programme and biomass-based cogeneration schemes, encouraging greater utilization of agricultural residues and industrial biomass. Backed by rising clean energy investments and India's broader renewable energy ambitions, the biomass industry is expected to play an increasingly important role in diversifying the country's energy mix, reducing greenhouse gas emissions, and strengthening long-term energy security.

Source: https://www.mordorintelligence.com/industry-reports/india-biomass-market

C. SWOT OVERVIEW

i. Strengths

- **Diversified, asset-backed operations:** The Company's business spans coal mining and trading, transportation and logistics, power generation and petroleum retailing, and is supported by an owned fleet of over 200 tippers and loaders. This spread of activities gives it more than one lever to lean on when any single business line goes through a soft patch.
- **Decades of experience in coal logistics:** The Company has a long track record of loading and transporting raw and washed coal for both public and private sector clients, giving it operational know-how and established relationships that are not easy to replicate. This positions it well to ride India's expanding captive and commercial coal mining activity.

- **Improved balance sheet:** Standalone debt was brought down by 63.4% year-on-year to approximately Rs. 372 crore in FY25, and the consolidated debt-to-equity ratio has fallen from about 66% five years ago to roughly 40% currently. A lighter debt load gives the Company more room to fund growth without over-stretching itself.
- **Building scale through acquisitions:** The Company has approved acquiring a 78.26% stake in Advent Coal Resources Pte. Ltd., Singapore (which owns the MEC Coal Project in Indonesia along with associated logistics infrastructure), and a 50.1% stake in Sainik Mining and Allied Services Limited (FY25 turnover of Rs. 1,088.53 crore), a mine development and overburden removal contractor. Together, these deals move the Company up the value chain, from being largely a logistics and trading player to also holding direct mining assets.
- **High promoter commitment:** Promoters continue to hold close to three-fourths of the Company's equity, which reflects a meaningful degree of alignment between promoter and shareholder interests.

ii. Weaknesses

- **Uneven revenue trend:** Quarterly revenue has been volatile through FY26, with Q4 FY26 net sales down over 61% year-on-year to Rs. 115.26 crore, the lowest in the trailing twelve months. This makes near-term revenue visibility harder to predict than one would like for a Company of this scale.
- **Thin core profitability:** Return on equity has averaged around 2.25% over the last three years, and rising interest costs (Rs. 17.11 crore in Q4 FY26 alone) continue to eat into margins. A meaningful part of reported earnings also comes from other income rather than core operations, which makes the underlying profitability picture a little harder to read.
- **Stretched working capital:** Debtor days stand at a high 230, and overall working capital days have risen sharply from 171 to 395. This ties up cash in the business and adds to receivable risk, particularly in a segment where counterparties can themselves face payment delays.
- **Limited institutional participation:** With promoters holding close to 75% and institutional ownership at roughly 2-3%, the free float available to institutional investors is small. This can mean less analyst coverage and sharper price swings on news flow than one would see in a more widely held stock.
- **Recent leadership change:** The Company's CEO stepped down in February 2026 for personal reasons. While the transition has been managed in the

normal course, a leadership change at a time of major acquisitions does add some near-term execution risk.

iii. Opportunities

- **A supportive coal policy backdrop:** The Ministry of Coal has set a target to raise India's domestic coal production by 42%, from 1,080 million tonnes in FY26 to 1,533 million tonnes by FY31, with captive and commercial mines having already crossed the 200 million tonne production and dispatch milestone for the first time in FY26. As a coal logistics and mining services player, the Company sits directly in the path of this growth.
- **Moving up the value chain:** The proposed acquisitions of Sainik Mining and Advent Coal Resources give the Company mine development, overburden removal and overseas coal asset exposure in Indonesia, rather than just logistics and trading. If integrated well, this can open up a more stable, higher-margin revenue stream alongside the existing business.
- **A foothold in cleaner energy:** The Company's existing biomass-based power generation business gives it some exposure to India's energy transition, which could be built upon over time as the country's energy mix gradually diversifies.
- **Room for further consolidation:** India's mine services and coal logistics landscape remains fairly fragmented. Having recently raised capital through preferential issuances of over Rs. 922 crores for its recent acquisitions, the Company has demonstrated an ability to access growth capital, which could support further bolt-on opportunities

iv. Threats

- **Exposure to coal price and volume cycles:** Coal trading and mining revenues are closely tied to global and domestic coal prices and volumes. For instance, Indonesia has cut its 2026 coal production target to around 600 million tonnes specifically to support prices, a reminder that supply-side interventions elsewhere can affect trading economics for players like the Company.
- **Long-term regulatory and ESG headwinds:** Even as near-term demand for coal in India remains healthy, the Company's coal-linked businesses face longer-term policy and financing headwinds as the country and the world gradually shift towards decarbonisation, which could affect access to capital and cost of funding over time.
- **Equity dilution from recent deals:** The Advent Coal Resources and Sainik Mining acquisitions, together valued at over Rs. 922 crores are being funded through preferential issuance of equity shares and compulsorily convertible

preference shares. Once these convert, existing shareholders will see their holding diluted.

- **Small-cap liquidity risk:** With a market capitalisation of around Rs. 4,000 crore and a thin institutional shareholder base, the stock is more exposed to broad small and mid-cap liquidity swings than larger, more widely tracked peers, as seen during the FY26 correction across the segment.
- **Macro and geopolitical uncertainty:** Elevated global energy prices and the risk of shipping disruptions, particularly linked to the ongoing conflict in West Asia, could raise input costs and disrupt trade flows relevant to the Company's logistics and coal trading operations.

D. BUSINESS AND OPERATIONAL OVERVIEW

i. About the company

Sindhu Trade Links Limited is a diversified, India-based holding company headquartered in Gurugram, incorporated in 1992, and formerly known as Bhandari Consultancy and Finance Limited before it was renamed in June 2011. The company, together with its subsidiaries, seeks to power India's progress by streamlining coal supply, driving global leadership in coal mining & logistics and expanding into new growth ventures worldwide. It employs roughly 715 people and is classified under the "Conglomerates" industry.

The company has an experience of over 3 decades with strong national and international presence with long standing relationships with clients in coal mining, coal washing, power & power generation, steel and cement plant segments, significant investments in Indonesian Coal mines and undertakes contract mining with leading coal companies. The company also has a strong fleet network consisting of a significant number of Tippers, Excavators, Loaders and Surface Miners catering to diverse set of industries.

ii. Business Verticals

The company operates across the following segments

- **Coal Logistics Business – India**
  The Company's primary revenue contributor, backed by a well-established presence in coal transportation and logistics through diversified in-house transport modes and contract mining services for coal companies.

- **Coal Mining Business – Indonesia**

Established international footprint, supported by coal mining concessions and strategic investments in marquee coal mining assets in Indonesia. Growth to be fuelled by significant aspirational ramp-up in coal mine production supported by thermal power demand and planned investment in infrastructure expansion.

- **Sudha Bio-Power Plant**
  Generation of electricity through 12MW Bio-Mass power plant set up in Chhattisgarh with capability of electricity supply as per available opportunities and requirements. Set up in a power purchase agreement with the Chhattisgarh State Power Distribution Company.

In addition to the above verticals, as part of its long-term diversification strategy, the Company has announced plans to invest USD 100 million in strategic mining opportunities across India and international markets. The investment is aimed at capitalising on the growing demand for minerals essential to electric mobility, renewable energy, advanced manufacturing, and infrastructure development, while building a diversified portfolio of resource assets. The Company intends to pursue opportunities through a combination of participation in government auctions, strategic acquisitions, and partnerships, while evaluating prospective assets across mineral-rich regions in Asia, Africa, and Australia. This initiative is expected to diversify the Company's revenue streams, strengthen its global resource footprint, and create a sustainable platform for long-term growth.

E. FINANCIAL OVERVIEW AND ANALYSIS

Fiscal 2026 tells two different stories for the Company, and both are needed for a fair picture of the year. On a standalone basis the Company's core transportation, logistics, financing and oil trading operations revenue and profit moderated from an unusually strong Fiscal 2025, even as profitability in the largest segment, Transportation, Logistics & Construction, improved. On a consolidated basis, reported numbers were dominated by swings in the Overseas Coal Mining & Trading segment, where the Company has clarified that the movement was largely a currency-translation effect rather than a comparable change in underlying business, and by the continuing voluntary administration of the step-down foreign subsidiary, Oceania Resources Pty Limited, which remains outside the consolidated numbers. Both are set out below.

Particulars (Rs. in Crore)	FY2026	FY2025	Change (%)
Revenue from operations	423.75	485.51	(12.7)
Other income	20.12	22.60	(11.0)
Total income	443.87	508.11	(12.6)
EBITDA*	80.47	93.98	(14.4)
EBITDA margin (%)	19.0	19.4	(1.9)
Profit before tax	33.19	46.15	(28.1)
Profit after tax	24.57	38.50	(36.2)
PAT margin (%)	5.8	7.9	(26.9)
Basic EPS (Rs.)	0.16	0.25	(36.2)
Total equity	946.04	918.53	3.0
Total borrowings	393.55	331.49	18.7
Debt-to-equity (x)	0.42	0.36	15.3

i. Standalone Performance

Revenue from operations

Standalone revenue from operations declined 12.7% to Rs. 423.75 crore in FY2026 from Rs. 485.51 crore in FY2025. The decline was concentrated in two of the Company's four reporting segments rather than spread evenly across the business:

- Finance Operations revenue fell 80.7% to Rs. 4.59 crore (FY2025: Rs. 23.80 crore), the single largest contributor to the overall decline;
- Oil Drilling Operations revenue fell 76.5% to Rs. 10.52 crore (FY2025: Rs. 44.75 crore);
- Transportation, Logistics & Construction the Company's principal segment, contributing close to 89% of standalone revenue was comparatively resilient, declining only 2.8% to Rs. 376.61 crore (FY2025: Rs. 387.55 crore)
- Oil, Lubricants & Spares grew 8.9% to Rs. 32.03 crore (FY2025: Rs. 29.40 crore), partly cushioning the decline elsewhere.

Operating profitability

EBITDA declined 14.4% to Rs. 80.47 crore in FY2026 from Rs. 93.98 crore in FY2025, with the EBITDA margin broadly steady at around 19% of revenue in both years. This overall stability, however, masks divergent segment trends. Results from the Transportation, Logistics & Construction segment actually improved 23.5% to Rs. 57.58 crore (FY2025: Rs. 46.63 crore), aided by lower other expenses during the year. This improvement was more than offset by the Finance Operations segment, which swung from a profit of Rs. 12.01 crore in FY2025 to a loss of Rs. 9.31 crore in FY2026, together with declines of 61.1% and 45.5% in the results of the Oil, Lubricants & Spares and Oil Drilling Operations segments respectively.

Unallocated finance costs, relating to corporate-level borrowings, were largely stable at Rs. 37.03 crore (FY2025: Rs. 39.02 crore).

Profit after tax

Profit after tax fell 36.2% to Rs. 24.57 crore in FY2026 from Rs. 38.50 crore in FY2025, with PAT margin narrowing to 5.8% from 7.9%. The decline was driven principally by the swing to a loss in the Finance Operations segment and the fall in Oil Drilling Operations profit, only partly offset by the stronger performance of the core transportation business. Basic and diluted EPS fell in step, to Rs. 0.16 from Rs. 0.25.

Balance sheet and cash flows

The standalone balance sheet remained comfortably capitalised. Total equity increased 3.0% to Rs. 946.04 crore as of 31 March 2026 (31 March 2025: Rs. 918.53 crore), aided by retained profit. Total borrowings increased 18.7% to Rs. 393.55 crore (31 March 2025: Rs. 331.49 crore) as the Company drew fresh long-term borrowings during the year, taking the debt-to-equity ratio to 0.42x from 0.36x. Trade receivables reduced to Rs. 288.89 crore from Rs. 307.57 crore, and the current ratio improved sharply to 4.17x from 2.69x, aided by a reduction in current liabilities, particularly trade payables and other financial liabilities. Net cash generated from operating activities was Rs. 41.86 crore in FY2026 (FY2025: Rs. 88.22 crore), while capital expenditure moderated to Rs. 4.80 crore from Rs. 10.61 crore. The net cash outflow on investing activities of Rs. 67.16 crore was largely on account of higher loans and advances given and fixed deposits placed during the year, funded in part by fresh borrowings, reflected in a net cash inflow from financing activities of Rs. 24.99 crore against a net outflow of Rs. 69.00 crore in FY2025.

ii. Consolidated Performance

Particulars (Rs. in Crore)	FY2026	FY2025	Change (%)
Revenue from operations	524.08	1,731.10	(69.7)
Other income	55.56	561.60	(90.1)
Total income	579.65	2,292.70	(74.7)
EBITDA*	129.68	342.08	(62.1)
Profit before tax	66.35	166.33	(60.1)
Profit after tax	57.44	121.59	(52.8)
– attributable to owners of the Company	41.43	25.66	61.5
– attributable to non-controlling interests	16.01	95.93	(83.3)
Basic EPS (Rs.)	0.27	0.17	58.8
Total equity	2,260.37	2,146.50	5.3
Total assets	2,883.68	2,729.71	5.6

Consolidated revenue from operations declined 69.7% to Rs. 524.08 crore in FY2026 from Rs. 1,731.10 crore in FY2025, and other income fell 90.1% to Rs. 55.56 crore from Rs. 561.60 crore. Both movements were overwhelmingly driven by the Overseas Coal Mining & Trading segment, whose reported revenue fell from Rs. 1,208.35 crore in FY2025 to Rs. 50.24 crore in FY2026. As the Company has clarified in its results, the negative figure recorded for this segment in the fourth quarter was purely a translation effect of adverse currency movements and does not indicate an equivalent fall in underlying volumes; FY2025 other income had also been unusually elevated on account of one-off items connected with the same segment.

Consolidated profit after tax fell 52.8% to Rs. 57.44 crore in FY2026 from Rs. 121.59 crore in FY2025. A more relevant lens, however, is profit attributable to owners of the Company, which actually rose 61.5% to Rs. 41.43 crore in FY2026 from Rs. 25.66 crore in FY2025 the fall in total consolidated profit was concentrated in the share attributable to non-controlling interests (down to Rs. 16.01 crore from Rs. 95.93 crore), reflecting the minority stake in the coal trading subsidiary. Consolidated basic EPS accordingly improved to Rs. 0.27 from Rs. 0.17.

The consolidated balance sheet also strengthened, with total equity increasing 5.3% to Rs. 2,260.37 crore and total assets increasing 5.6% to Rs. 2,883.68 crore as of 31 March 2026. The step-down foreign subsidiary, Oceania Resources Pty Limited, remained under voluntary administration through the year and continues to be excluded from consolidation; the Deed of Company Arrangement governing its affairs has been extended to 30 June 2026.

iii. Key Financial Ratios

Pursuant to Schedule V of the SEBI (Listing Obligations and Disclosure Requirements) Regulations, 2015, details of significant changes (25% or more compared to the immediately preceding financial year) in key financial ratios, along with explanations, are set out below.

Ratio	FY2026	FY2025	Change (%)	Explanation (where change ≥ 25%)
Debtor turnover (x)	1.59	5.02	(68.3)	Decline driven by the sharp fall in consolidated revenue (down 69.7%) following the currency-translation-led contraction in the Overseas Coal Mining & Trading segment, even as trade receivables reduced only marginally

Current ratio (x)	4.84	3.32	45.8	Improved on a reduction in current liabilities, particularly trade payables and other financial liabilities, alongside growth in loans and other current financial assets
Debt-equity ratio (x)	0.20	0.17	17.1	Below the 25% threshold; increase reflects fresh long-term borrowings drawn during the year, partly offset by growth in net worth
Return on net worth (%)	2.4	1.6	48.1	Computed on profit and net worth attributable to owners of the Company; improved as profit attributable to owners rose 61.5% even as total consolidated profit (including non-controlling interests) declined
Operating (EBITDA) margin (%)	24.7	19.8	25.2	Margin expansion despite the sharp revenue decline, as FY2025 included unusually high other expenses, including a one-off loss on disposal of subsidiaries, that did not recur in FY2026
Net profit margin (%)	11.0	7.0	55.9	Improvement driven by the absence of the large one-off other expenses and subsidiary-disposal related charges recorded in FY2025, partly offset by continued weakness in reported revenue

iv.Return on Net Worth

Return on net worth, computed as profit after tax attributable to owners of the Company divided by net worth attributable to owners, stood at approximately 2.4% in FY2026, against 1.6% in FY2025. Although total consolidated profit after tax (including the share attributable to non-controlling interests) declined 52.8% year-on-year, profit attributable to the Company's own shareholders increased 61.5%, to Rs. 41.43 crore from Rs. 25.66 crore, which is reflected in the improvement in return on net worth. Net worth attributable to owners increased 9.0% to Rs. 1,752.91 crore from Rs. 1,607.83 crore, aided by retained profit and other comprehensive income, including gains on translation of the Company's foreign operations. Management expects return on net worth to improve further as the currency-translation effects in the Overseas Coal Mining & Trading segment normalise and as the pending Sainik Mining and Advent Coal Resources acquisitions begin contributing to consolidated earnings.

F. OUTLOOK

The Company remains cautiously optimistic about its outlook for FY27, supported by India's resilient economic growth, favourable industry dynamics, and its ongoing strategic initiatives. Continued investments in infrastructure, logistics, mining, and energy are expected to support demand across the Company's core businesses.

The logistics business is well positioned to benefit from the continued formalisation of the sector, infrastructure development, and rising demand for

integrated transportation solutions. In the mining segment, the proposed acquisition of Advent Coal Resources and Sainik Mining, subject to the completion of customary approvals and conditions, is expected to strengthen the Company's mining portfolio, enhance operational scale, and diversify its revenue base. The biomass business is also expected to benefit from the Government's continued focus on renewable energy and increasing adoption of biomass co-firing, creating opportunities across biomass aggregation, pellet manufacturing, and related logistics.

The Company also continues to pursue new growth opportunities through investments in strategic resource assets across India and overseas, supporting its long-term diversification strategy. While geopolitical uncertainties, energy price volatility, and supply chain disruptions remain key external risks, the Company remains focused on improving operational efficiency, strengthening working capital management, reducing leverage, and executing its growth plans in a disciplined manner. Backed by a diversified business portfolio and favourable long-term industry fundamentals, the Company believes it is well positioned to deliver sustainable growth over the medium to long term.

G. RISKS AND CONCERNS

i. Macroeconomic & Geopolitical Risks

The Company's transportation and mining businesses remain sensitive to fluctuations in fuel prices, inflation, and global economic conditions. Escalation of geopolitical tensions, particularly in the Middle East, could disrupt global supply chains, increase crude oil prices, and elevate operating costs. Additionally, slower industrial activity or trade disruptions could adversely affect freight movement and coal-related demand.

ii. Industry & Operational Risks

A significant portion of the Company's business is linked to the coal value chain, exposing it to changes in mining regulations, environmental policies, coal demand, and production levels. The logistics sector also remains highly competitive, with increasing participation from organised and technology-driven players. The Company's mining, coal trading, and biomass businesses are subject to stringent regulatory approvals and environmental compliance requirements, and any changes in the regulatory framework could impact operations.

iii. Execution & Financial Risks

The Company continues to focus on improving working capital efficiency and receivables management following the moderation in business activity during FY26. The proposed acquisition of Advent Coal Resources and Sainik Mining, while expected to strengthen the Company's mining portfolio, carries execution, integration, and equity dilution risks. The Company is also exposed to interest rate and foreign exchange fluctuations arising from its borrowings and overseas operations. Further, the recent leadership transition following the resignation of the Chief Executive Officer may present short-term execution challenges until the transition process is completed.

The Company has established a robust risk management framework that enables the systematic identification, assessment, and monitoring of risks across its diversified business portfolio. Identified risks are classified into defined categories based on their severity, facilitating effective prioritisation and the implementation of appropriate mitigation measures. The framework supports informed decision-making and strengthens the Company's ability to respond proactively to evolving business and operating risks. While the Company believes it has appropriate mitigation strategies in place to manage the identified risks, there can be no assurance that these risks will not materially affect its business operations, financial condition, or future performance.

H. INTERNAL CONTROL SYSTEMS AND THEIR ADEQUACY

The Company has established adequate internal control systems commensurate with the size, nature, and complexity of its diversified operations. These controls are designed to safeguard assets, ensure the accuracy and reliability of financial reporting, promote operational efficiency, and ensure compliance with applicable laws, regulations, and internal policies.

The Company's internal control framework is aligned with the principles prescribed by the Institute of Chartered Accountants of India (ICAI). An independent Internal Audit function periodically reviews the effectiveness of internal controls, risk management practices, and compliance across business operations. The Audit Committee regularly reviews the audit findings, monitors the implementation of corrective actions, and oversees the adequacy of the internal control framework.

The Company has also implemented a Vigil Mechanism/Whistle Blower Policy to enable directors and employees to report genuine concerns relating to unethical conduct, fraud, or violations of the Company's Code of Conduct. Based on the

reviews carried out by the Internal Auditors and the report of the Statutory Auditors, the Board is of the opinion that the Company's internal financial controls were adequate and operated effectively during the year under review.

I. HUMAN RESOURCES AND INDUSTRIAL RELATIONS

The Company continues to view its human capital as central to executing its diversified operating strategy across mining, transportation, coal trading, and allied businesses. Industrial relations remained cordial during the year under review, and the Company continues to invest in workforce safety, skill development, and retention across its field and corporate teams. As of March 31, 2026, the Company employed 586 permanent employees across its operations. The Board places on record its appreciation for the contribution of employees at all levels toward the Company's performance during the year.

CAUTIONARY STATEMENT

This Management Discussion and Analysis contain forward-looking statements relating to the Company's objectives, expectations, estimates, projections, and outlook. These statements are based on the management's current assumptions, expectations, and beliefs regarding future events and are subject to various known and unknown risks and uncertainties, many of which are beyond the Company's control. Actual results may differ materially from those expressed or implied in these statements.

Factors that could cause actual results to differ include, among others, changes in domestic and global economic conditions, fluctuations in commodity and fuel prices, changes in government policies and regulatory frameworks, geopolitical developments, interest rate and foreign exchange movements, competitive intensity, project execution, integration of acquisitions, working capital and liquidity management, and other risks discussed in the "Risks and Concerns" section of this Report.

The Company undertakes no obligation to publicly update or revise any forward-looking statements, whether because of new information, future events, or otherwise, except as required under applicable law. Readers are advised not to place undue reliance on these statements and should read them in conjunction with the Company's financial statements and the accompanying notes forming part of this Annual Report.

Sd/-	**Sd/-**
(Saurabh Sindhu)	**(Rudra Sen Sindhu)**
Director	**Director**
Din no.-02291158	**Din no.-00006999**

DECLARATION OF COMPLIANCE WITH CODE OF CONDUCT:

This is to certify that all the Members of the Board of Directors and Senior Management (i.e. one level below the Executive Directors) of the Company, have confirmed compliance with the Company's Code of Conduct during year 1st April, 2025 to 31st March, 2026:-

The Company's Code requires every member of the Board and Senior Management to:

- Fulfill the functions of their office with integrity as well as professionalism and exercise the powers attached thereto, with due care and diligence.
- Act in the best interests of, and fulfill their fiduciary obligations to the Company's shareholders, whilst also considering the interests of other stakeholders.
- Take informed business decisions based on independent judgment and in the best interests of the Company, not influenced by personal interest or gain.
- Respect the confidentiality of information and use utmost discretion whilst deciding its disclosure or dissemination, ensuring that no personal advantage or detriment to the Company results from the same.
- Make available to, and share information with fellow Directors / Executives when considered expedient in the best interests of the Company.
- Protect and use the Company's assets for legitimate business purposes and be alert to situations that could lead to loss or misuse of these assets.
- Minimize any situation or action that can create conflict of interests of the Company vis-à-vis personal interest or interests of associated persons, and make adequate disclosures, where necessary.
- Act in a manner that will protect the Company's reputation.
- Encourage reporting of behavior, which is contrary to the Company's Values', and ensure that the person reporting such violation is not aggrieved in any manner.
- Comply, in letter and spirit, with all applicable laws, rules and regulations, and also honor the philosophy of *'Good Faith'*, guided by one's sense of right and wrong.
- Abide by the relevant terms of the Insider Trading Code formulated by the Company, and any other Code that may be formulated from time to time, as applicable.
- Adhere to the terms of the powers delegated by the Board.
- Whilst entering into contracts with Service Providers and Consultants, protect the arrangement for disclosure or dissemination of confidential information.
- Establish processes and systems for storage, retrieval and dissemination of documents, both in physical and electronic form, so that the obligations of this Code of Conduct are fulfilled.
- Raise concerns, if any, on the above issues, at a Board Meeting.

For and on behalf of Board of Directors
Sindhu Trade Links Limited

Sd/-	**Sd/-**
(Saurabh Sindhu)	**(Rudra Sen Sindhu)**
Director	**Director**
Din no.-02291158	**Din no.-00006999**

CEO/ CFO Certification

To
The Board of Directors
Sindhu Trade Links Limited

We, the undersigned, in our respective capacity as Chief Financial Officer and Chief Executive Officer of Sindhu Trade Links Limited ("the Company"), to the best of our knowledge and belief certify that:

- We have reviewed financial statements and the cash flow statement for the year and that to the best of my knowledge and belief:
  - these statements do not contain any materially untrue statement or omit any material fact or contain statements that might be misleading;
  - these statements together present a true and fair view of the Company's affairs and are in compliance with existing accounting standards, applicable laws and regulations.

- There are, to the best of my knowledge and belief, no transactions entered into by the Company during the year which are fraudulent, illegal or violative of the Company's Code of Conduct.
- We accept responsibility for establishing and maintaining internal controls for financial reporting and that We have evaluated the effectiveness of internal control systems of the Company pertaining to financial reporting and We have disclosed to the Auditors and the Audit Committee, deficiencies in the design or operation of such internal controls, if any, of which we were aware and the steps we have taken or propose to take to rectify these deficiencies.
- We have indicated to the Auditors and the Audit committee-
  - significant changes in internal control over financial reporting during the year;
  - Significant changes in accounting policies during the year and that the same have been disclosed in the notes to the financial statements; and
  - Instances of significant fraud of which we have become aware and the involvement therein, if any, of the management or an employee having a significant role in the Company's internal control system over financial reporting.

Sd/-
Ankur Gupta
CFO

Place: New Delhi
Date: 13.08.2026

Sd/-
Vikas Singh Hooda
CEO

AUDITORS' CERTIFICATE ON CORPORATE GOVERNANCE

To
The Members
Sindhu Trade Links Limited,
129, Transport Centre, Rohtak Road,
Punjabi Bagh, New Delhi -110035.

We have examined the compliance conditions of Corporate Governance **by Sindhu Trade Links Limited,** for the year ended 31st March, 2026 as stipulated in SEBI (LODR) Regulations, 2015.

The compliance of conditions of Corporate Governance is the responsibility of the Management. Our examination was limited to procedures and implementation thereof, adopted by the Company for ensuring the compliance of the conditions of Corporate Governance. It is neither an audit nor an expression of opinion on the Financial Statements of the Company.

In our opinion and to the best of our information and according to the explanations given to us, we certify that the Company has complied in all material respects with the conditions of Corporate Governance as stipulated in the SEBI (LODR) Regulations, 2015 entered into by the said Company with the Stock Exchanges.

We certify that no investor grievances are pending for a period exceeding one month against the Company as per the records maintained by the Stakeholders Relationship Committee.

We further certify that such compliance is neither an assurance as to the future viability of the Company nor the efficiency or effectiveness with which the management has conducted the affairs of the Company.

For Payal Sharma
Company Secretaries

Sd/-
(Payal Sharma)
Proprietor

Place: New Delhi
Date: 13.08.2026

STLL Sindhu Trade Links Ltd.
129, Transport Centre, Rohtak Road, Punjabi Bagh, New Delhi-110035
Corporate Office: 1502, 15th Floor, Signature Tower, Sector – 30, Gurugram - 122003
☎ +91-11-43214321
www.sindhutrade.com, Cin No. L63020DL1992PLC121695,
email id-corporatecompliance@sindhutrade.com

FORM NO. MGT-12

Polling Paper

[Pursuant to section 109(5) of the Companies Act, 2013 and rule 21(1)(c) of the Companies (Management and Administration) Rules, 2014]

Name of the Company: **M/s Sindhu Trade Links Limited**

Registered office: **129, Transport Centre, Rohtak Road, Punjabi Bagh, New Delhi -110035**

BALLOT PAPER

S. No.	Particulars	Details
1	Name of the first named shareholder (in block letters)	
2	Postal Address	
3	Registered folio no./*Client ID no. (Applicable to investors holding shares in dematerialized form)	
4	Class of shares	Equity

I hereby exercise my vote in respect of ordinary/special resolution enumerated below by recording my assent / dissent to the said resolution in the following manner:

No.	Item No.	No. of shares held by me	I assent to the resolution	I dissent from the resolution
1.	To receive, consider and adopt the audited Balance Sheet as at March 31, 2026 (Standalone and Consolidated), Statement of Profit and Loss, Cash Flow Statement for the period ended on that date and the Auditor's Report thereon and the Directors' Report thereto;and the Directors' Report thereto;			

2.	To appoint a Director in place of Mr. Rudra Sen Sindhu (DIN No. 00006999), who retires by rotation and, being eligible, offers himself for re-appointment.			
3.	To appoint a Director in place of Mrs. Usha Sindhu (DIN No. 00033930), who retires by rotation and, being eligible, offers herself for re-appointment.			
4.	Re-appointment of Ms. Nishi Sabharwal (DIN: 06963293) as an Independent Director of the Company.			
5.	To regularize Mr. Ram Niwas Hooda (DIN: 05137074), Additional Independent Director of the Company.			
6.	To regularize Mr. Bal Krishan Sharma (DIN: 11684540), Additional Independent Director of the Company.			
7.	Approval Of Related Party Transactions With ACB(India) Limited Amounting to Rs. 350 Crores (Approx.) for the Financial Year 2027-28.			
8.	Approval Of Related Party Transactions With M/s Aryavrat Labtech Private Limited Amounting to Rs. 100 Crores (Approx.) for the Financial Year 2026-27.			
9.	Approval Of Related Party Transactions With M/s Sindhu Farms Pvt. Ltd. Amounting to Rs. 100 Crores (Approx.) for the Financial Year 2026-27.			

10.	Approval Of Related Party Transactions With M/s PM Fincap Limited Amounting to Rs. 100 Crores (Approx.) for the Financial Year 2026-27.			

Place:
Date:

(Signature of shareholder/Proxy)

STLL Sindhu Trade Links Ltd.

"BUSINESS RESPONSIBILITY AND SUSTAINABILITY REPORTING"

SECTION A: GENERAL DISCLOSURES

I.	**Details of the listed entity**		
1	NSE Symbol*		SINDHUTRAD
2	BSE Scrip Code*		532029
3	MSEI Symbol*		NOTLISTED'
4	ISIN*		INE325D01025
5	Corporate Identity Number (CIN) of the Listed Entity		L63020DL1992PLC121695
6	Name of the Listed Entity		SINDHU TRADE LINKS LIMITED
7	Date of Incorporation		22-07-1992
8	Registered office address		129 TRANSPORT CENTRE ROHTAK ROAD PUNJABI BAGH NEW DELHI - 110035
9	Corporate address		1502 15TH FLOOR SIGNATURE TOWER TOWER A SECTOR 30 GURUGRAM 122003
10	E-mail		SUCHI.GUPTA@SINDHUTRADE.COM
11	Telephone		0124-6913090
12	Website		WWW.SINDHUTRADE.COM
13	**Financial year for which reporting is being done**	**Start date**	**End date**
	Current Financial Year	01-04-2025	31-03-2026
	Previous Financial Year	01-04-2024	31-03-2025
	Prior to Previous Financial year	01-04-2023	31-03-2024

14	Name of the Stock Exchange(s) where shares are listed		
Details of the Stock Exchanges			
Sr. No.	**Name of the Stock exchange**	**Description of other stock exchange**	**Name of the Country**
1	BSE		
2	NSE		

15	Paid-up Capital (In Rs)	1541928780.00
16	**Name and contact details (telephone, email address) of the person who may be contacted in case of any queries on the BRSR report**	
	Name	SUCHI GUPTA
	Contact	0124-6913090
	E mail	SUCHI.GUPTA@SINDHUTRADE.COM
17	Reporting boundary - Are the disclosures under this report made on a standalone basis (i.e. only for the entity) or on a consolidated basis (i.e. for the entity and all the entities which form a part of its consolidated financial statements, taken together).	Standalone basis
18	Whether the company has undertaken assessment or assurance of the BRSR Core?	No

II.	Products/services

21	Details of business activities (accounting for 90% of the turnover)		
Details of business activities (accounting for 90% of the turnover)			
Sr. No.	**Description of Main Activity**	**Description of Business Activity**	**% of Turnover of the entity**
1	Financial and insurance Service	Other financial activities	1.08%
2	Transport and storage	Land Transport via Road	87.94%
3	Trade	Retail Trading	7.56%
4	Support service to Organizations	Other support services to organizations	3.42%

22	Products/Services sold by the entity (accounting for 90% of the entity's Turnover)		
Products/Services sold by the entity (accounting for 90% of the entity's Turnover)			
Sr. No.	**Product/Service**	**NIC Code**	**% of total Turnover contributed**
1	FINANCIAL AND RELATED SERVICES	9971	1.08%
2	FREIGHT TRANSPORT SERVICES	9965	87.94%
3	RETAIL TRADE SERVICES	9962	7.56%
4	OPERATIONS & MAINTENANCE INCOME	9967	3.42%

NIC Code list link:	https://www.ncs.gov.in/Documents/NIC_Sector.pdf

III.	Operations
23	Number of locations where plants and/or operations/offices of the entity are situated

	Location	Number of plants	Number of offices	Total
	National	0	9	**9**
	International	0	0	**0**

24	Markets served by the entity	
A	**Number of locations**	
	Locations	**Number**
	National (No. of States)	4
	International (No. of Countries)	0
B	What is the contribution of exports as a percentage of the total turnover of the entity?	0.00%
C	A brief on types of customers	Sindhu Trade Links Limited offering wide range of services including Transportation and Logistics, Power Generation and Coal Mining. Few of customers are ACB (India) Limited, Mangal Sponge & Steel Pvt Limited, Maruti Clean Coal & Power Ltd, MB Power Limited, Nova Iron & Steel Limited, SAI KRUPA Logistics, South Eastern Coalfield Ltd: NIT-350, Sainik Mining and Allied Services Ltd.

IV.	Employees
25	Details as at the end of Financial Year
A.	Employees and workers (including differently abled)

Sr. No.	Particulars	Total (A)	Male		Female		Other	
			No. (B)	% (B / A)	No. (C)	% (C / A)	No. (H)	% (H / A)
	EMPLOYEES							
1	Permanent (D)	586	572	97.61%	14	2.39%	0	0.00%
2	Other than permanent (E)	0	0	0.00%	0	0.00%	0	0.00%
3	**Total employees(D + E)**	**586**	**572**	**97.61%**	**14**	**2.39%**	**0**	**0.00%**
	WORKERS							
4	Permanent (F)	0	0	0.00%	0	0.00%	0	0.00%
5	Other than permanent (G)	714	714	100.00%	0	0.00%	0	0.00%
6	**Total workers (F + G)**	**714**	**714**	**100.00%**	**0**	**0.00%**	**0**	**0.00%**

B.	Differently abled Employees and workers:

Sr. No.	Particulars	Total (A)	Male		Female		Other	
			No. (B)	% (B / A)	No. (C)	% (C / A)	No. (H)	% (H / A)
	DIFFERENTLY ABLED EMPLOYEES							
1	Permanent (D)	0	0	0.00%	0	0.00%	0	0.00%
2	Other than Permanent (E)	0	0	0.00%	0	0.00%	0	0.00%
3	**Total differently abled employees (D + E)**	**0**	**0**	**0.00%**	**0**	**0.00%**	**0**	**0.00%**
	DIFFERENTLY ABLED WORKERS							
4	Permanent (F)	0	0	0.00%	0	0.00%	0	0.00%
5	Other than Permanent (G)	0	0	0.00%	0	0.00%	0	0.00%
6	**Total differently abled workers (F + G)**	**0**	**0**	**0.00%**	**0**	**0.00%**	**0**	**0.00%**

26	Participation/Inclusion/Representation of women

		Total (A)	No. and percentage of Females	
			No. (B)	% (B / A)
	Board of Directors	6	2	33.33%
	Key Management Personnel	3	1	33.33%

27	Turnover rate for permanent employees and workers (Disclose trends for the past 3 years)

		Turnover rate in current FY (2025-26)				Turnover rate in previous FY (2024-25)				Turnover rate in the year prior to the previous FY (2023-24)			
		Male	Female	Other	Total	Male	Female	Other	Total	Male	Female	Other	Total
	Permanent Employees	12.26%	0.00%	0.00%	**12.26%**	15.50%	0.00%	0.00%	**15.50%**	15.39%	0.00%	0.00%	**15.39%**
	Permanent Workers	0.00%	0.00%	0.00%	**0.00%**	0.00%	0.00%	0.00%	**0.00%**	0.00%	0.00%	0.00%	**0.00%**

V.	Holding, Subsidiary and Associate Companies (including joint ventures)

28	(a) Names of holding / subsidiary / associate companies / joint ventures

Holding, Subsidiary and Associate Companies (including joint ventures)

Sr. No.	Name of the holding / subsidiary/associate companies/joint ventures (A)	Indicate whether holding/Subsidiary/Associate/Joint Venture	% of shares held by listed entity	Does the entity indicated at column A, participate in the Business Responsibility initiatives of the listed entity? (Yes/No)
1	INDUS AUTOMOTIVES PRIVATE LIMITED	Subsidiary	98.10%	No
2	SUDHA BIO POWER PRIVATE LIMITED	Subsidiary	100.00%	No
3	PARAM MITRA RESOURCES PTE. LTD	Subsidiary	93.23%	No
4	TANDEM COMMERCIAL PRIVATE LIMITED	Associate	50.00%	No
5	INDUS BEST MEGA FOOD PARK PRIVATE LIMITED	Associate	35.63%	No
6	SS MINING JV	Associate	50.00%	No

VI.	CSR Details	
29	(i) Whether CSR is applicable as per section 135 of Companies Act, 2013: (Yes/No)	Yes
	(ii) Turnover (in Rs.)	4237495943.78
	(iii) Net worth (in Rs.)	9460402240.57

VII.	Transparency and Disclosures Compliances									
30	Complaints/Grievances on any of the principles (Principles 1 to 9) under the National Guidelines on Responsible Business Conduct									
	Stakeholder group from whom complaint is received	Grievance Redressal Mechanism in Place (Yes/No/NA)	(If Yes, then provide web-link for grievance redress policy)	FY (2025-26)			PY (2024-25)			(If NA, then provide the reason)
				Number of complaints filed during the year	Number of complaints pending resolution at close of the year	Remarks	Number of complaints filed during the year	Number of complaints pending resolution at close of the year	Remarks	
	Communities	NA								Applicable only to shareholders.
	Investors (other than shareholders)	NA								Applicable only to shareholders.
	Shareholders	Yes	corporatecompliance@sindhutrade.com	0	0	Complaints were suitably resolved in a timely manner	0	0	Complaints were suitably resolved in a timely manner	
	Employees and workers	Yes	Yes, grievance redressal mechanism is available on the intranet to employees.	0	0	0	0	0	NA	
	Customers	Yes	corporatecompliance@sindhutrade.com	0	0	0	0	0	NA	
	Value Chain Partners	Yes	corporatecompliance@sindhutrade.com on which our value chain partners can reach for any kind of grievances /concerns. They can also reach us at our customer care number.	0	0	0	0	0	NA	

Details of Other Stakeholder Group

Sr. No.	Stakeholder group from whom complaint is received	Grievance Redressal Mechanism in Place (Yes/No/NA)	(If Yes, then provide web-link for grievance redress policy)	FY (2025-26)			PY (2024-25)			(If NA, then provide the reason)
				Number of complaints filed during the year	Number of complaints pending resolution at close of the year	Remarks	Number of complaints filed during the year	Number of complaints pending resolution at close of the year	Remarks	
1	NA	NA								NO COMPLAINTS WERE RECIEVED DURING THE YEAR AND GRIVANCE REDRESSAL MECHANISM IS ONLY APPLICABLE TO EQUITY SHAREHOLDES OF THE COMPANY

31	Overview of the entity's material responsible business conduct issues

Overview of the entity's material responsible business conduct issues

Please indicate material responsible business conduct and sustainability issues pertaining to environmental and social matters that present a risk or an opportunity to your business, rationale for identifying the same, approach to adapt or mitigate the risk along-with its financial implications, as per the following format

Sr. No.	Material issue identified	Indicate whether risk or opportunity (R/O)	Rationale for identifying the risk / opportunity	In case of risk, approach to adapt or mitigate	Financial implications of the risk or opportunity (Indicate positive or negative implications)
1	Privacy and Data Security	O	Privacy and Data Security is becoming a major risk due to increasing digitization and more so in wake of pandemic where the number of digital users grew exponentially. Opportunity: Having a robust information security structure (Software, expert manpower and operational practices) helps us reduce cyber threats and ensure privacy, data security for all our stakeholder's privileged information thereby also facilitating business expansion.	The Company has framed policies with respect to information technology/ cyber security risk which set forth limits, mitigation strategies and internal controls. Information Security Management Policy and Cyber Security and Cyber Resilience Policy are in place for protecting the organisation's cyberspace against cyber-attacks, threats and vulnerabilities. The Company has a Personal Data Protection Standard which aims to create a responsible culture of data protection within the organisation Securities and increase employee awareness of data protection, acceptable data handling practices and applicable requirements in relation to Personal Data	Positive Implications
2	Community and Social Impact	O	Our company's objective is to support meaningful socio-economic sustainable development and enable a larger number of people to participate and benefit in country's economic progress. The Company has articulated its CSR philosophy as supporting the cause of skill-development training for sustainable livelihood, healthcare including preventive healthcare, women empowerment, welfare of senior citizens, and contribution to incubators for promoting a culture of entrepreneurship through incubation of new ventures/start-ups which may create livelihood opportunities, new products/ services and promote financial inclusion.	NOT APPLICABLE	Positive Implications
3	Human Capital	O	Human Capital is one of the key strategic imperative for the Company and we consistently invest in the growth & development and alignment of employees to the Company growth strategy. Risk: Market demand for skilled talent is high and hence continuously investing in skilling newer employees to make them business ready and at the same time automating and streamlining processes is of vital importance.	We have a meritocratic, transparent and equal opportunity culture. We provide growth & development opportunities to high performing employees ahead of time. We have supported our employees and their families during COVID-19 by enabling technology to work from home and facilitating health & vaccination related assistance to ensure their well-being. We have invested in hiring key and critical talent to accelerate digital and fair product & process offerings to our customers. We deeply invest in initiatives to promote learning & development, performance support, career growth, engagement, diversity and inclusion at the workplace. We have a robust grievance redressal mechanism to address employee concerns. We measure employee alignment at regular intervals to take corrective actions if any.	Positive Implications

SECTION B: MA				
Disclosure Questions	**P1**	**P2**	**P3**	**P4**
Policy and management processes				
1. a. Whether your entity's policy/policies cover each principle and its core elements of the NGRBCs. (Yes/No/NA)	Yes	Yes	Yes	Yes
b. Has the policy been approved by the Board? (Yes/No/NA)	Yes	Yes	Yes	Yes
c. Web Link of the Policies, if available	https://sindhutrade.com/management/	https://sindhutrade.com/management/	https://sindhutrade.com/management/	https://sindhutrade.com/r
2. Whether the entity has translated the policy into procedures. (Yes / No/ NA)	Yes	Yes	Yes	Yes
3. Do the enlisted policies extend to your value chain partners? (Yes/No/NA)	Yes	Yes	Yes	Yes
4. Name of the national and international codes/certifications/labels/ standards (e.g. Forest Stewardship Council, Fairtrade, Rainforest Alliance, Trustee) standards (e.g. SA 8000, OHSAS, ISO, BIS) adopted by your entity and mapped to each principle.	The Company is committed to providing a safe, healthy and harassment free work environment to all its employees. The Company has adopted employee-oriented policies covering areas such as Human Rights Policy, Diversity, Equity and Inclusion Policy, employee benefits and prevention of sexual harassment at workplace, which endeavors to provide an environment of care, nurturance and opportunity to accomplish professional aspirations. The Code of Conduct and Business Ethics ("the code") and other policies of the Company are in line with the general laws and regulations, sound ethical practices and professional standards followed nationally. The Company has Anti Bribery and Anti-Corruption Policy, Policy on Related Party Transactions and the Whistle Blower Policy. The Whistle Blower policy confirms to the requirements as stipulated by the Companies Act, 2013 and the rules thereunder and of the applicable securities laws and regulations.	The Company is committed to providing a safe, healthy and harassment free work environment to all its employees. The Company has adopted employee-oriented policies covering areas such as Human Rights Policy, Diversity, Equity and Inclusion Policy, employee benefits and prevention of sexual harassment at workplace, which endeavors to provide an environment of care, nurturance and opportunity to accomplish professional aspirations. The Code of Conduct and Business Ethics ("the code") and other policies of the Company are in line with the general laws and regulations, sound ethical practices and professional standards followed nationally. The Company has Anti Bribery and Anti-Corruption Policy, Policy on Related Party Transactions and the Whistle Blower Policy. The Whistle Blower policy confirms to the requirements as stipulated by the Companies Act, 2013 and the rules thereunder and of the applicable securities laws and regulations.	The Company is committed to providing a safe, healthy and harassment free work environment to all its employees. The Company has adopted employee-oriented policies covering areas such as Human Rights Policy, Diversity, Equity and Inclusion Policy, employee benefits and prevention of sexual harassment at workplace, which endeavors to provide an environment of care, nurturance and opportunity to accomplish professional aspirations. The Code of Conduct and Business Ethics ("the code") and other policies of the Company are in line with the general laws and regulations, sound ethical practices and professional standards followed nationally. The Company has Anti Bribery and Anti-Corruption Policy, Policy on Related Party Transactions and the Whistle Blower Policy. The Whistle Blower policy confirms to the requirements as stipulated by the Companies Act, 2013 and the rules thereunder and of the applicable securities laws and regulations.	The Company is commit providing a safe, healthy harassment free work en all its employees. The Co adopted employee-orient covering areas such as H Policy, Diversity, Equity Inclusion Policy, employ and prevention of sexual at workplace, which ende provide an environment nurturance and opportuni accomplish professional The Code of Conduct an Ethics ("the code") and o of the Company are in lir general laws and regulati ethical practices and prof standards followed natio Company has Anti Bribe Corruption Policy, Policy Party Transactions and th Blower Policy. The Whis policy confirms to the re as stipulated by the Com 2013 and the rules thereu the applicable securities regulations.
5. Specific commitments, goals and targets set by the entity with defined timelines, if any.	We don't have mandated targets, commitments, or evaluation process for all policies. We have procedures in place to track key parameters like customer NPS, shareholder complaints, employee satisfaction surveys, consumption of resources like water, paper, electricity.	We don't have mandated targets, commitments, or evaluation process for all policies. We have procedures in place to track key parameters like customer NPS, shareholder complaints, employee satisfaction surveys, consumption of resources like water, paper, electricity.	We don't have mandated targets, commitments, or evaluation process for all policies. We have procedures in place to track key parameters like customer NPS, shareholder complaints, employee satisfaction surveys, consumption of resources like water, paper, electricity.	We don't have mandated commitments, or evaluat for all policies. We have in place to track key para customer NPS, sharehold complaints, employee sat surveys, consumption of like water, paper, electric
6. Performance of the entity against the specific commitments, goals and targets along-with reasons in case the same are not met.	We track key parameters in policies and record it for learning and development to enhance our policies.	We track key parameters in policies and record it for learning and development to enhance our policies.	We track key parameters in policies and record it for learning and development to enhance our policies.	We track key parameters and record it for learning development to enhance

Governance, leadership and oversight	
7. Statement by director responsible for the business responsibility report, highlighting ESG related challenges, targets and achievements (listed entity has flexibility regarding the placement of this disclosure)	Doing business in a responsible and sustainable manner is one of the key imperatives for us. We continuously engage in discussion with all our stakeholders to identify key issues and have identified Ethical Business Conduct, Efficient and Transparent Customer Service, Corporate Governance, Risk Management, Human Capital Development, Engagement with Communities and Environmental Footprint to be some of the most important issues. We have a highly qualified and diversified Board which oversees the Company's journey. We instituted practices like Comprehensive Code of Conduct and Business Ethics, sound risk culture, digitisation of business, launching innovative products, investment in emerging areas of cybersecurity and information security, Employee welfare policies, monitoring consumption of resources and taking targets towards reduction in consumption of electricity, fuel and paper and various other practices.
8. Details of the highest authority responsible for implementation and oversight of the Business Responsibility policy (ies).	Board of Directors are the highest authority responsible for implementation and oversight of the Business Responsibility policy/(ies).
9. Does the entity have a specified Committee of the Board/ Director responsible for decision making on sustainability related issues? (Yes / No/ NA).	Yes
If yes, provide details.	CSR Committee looks at community/ social related initiatives, and for sustainability related activities within the organization, Whole Time Directors and CFO are involved.

10. Details of Review of NGRBCs by the Company									
Subject for Review	**Indicate whether review was undertaken by Director/Committee of the Board/Any other Committee**								
	P1	**P2**	**P3**	**P4**	**P5**	**P6**	**P7**	**P8**	**P9**
Performance against above policies and follow up action	Director	Director	Director	Director	Director	Director	Director	Director	Director
Description of other committee for performance against above policies and follow up action									
Compliance with statutory requirements of relevance to the principles and rectification of any non-compliances	Director	Director	Director	Director	Director	Director	Director	Director	Director
Description of other committee for compliance with statutory requirements of relevance to the principles and rectification									
Frequency (Annually / Half yearly /Quarterly/ Any other-please specify)									
	P1	**P2**	**P3**	**P4**	**P5**	**P6**	**P7**	**P8**	**P9**
Performance against above policies and follow up action	Quarterly	Quarterly	Quarterly	Quarterly	Quarterly	Quarterly	Quarterly	Quarterly	Quarterly
Description of other committee for performance against above policies and follow up action									
Compliance with statutory requirements of relevance to the principles and rectification of any non-compliances	Quarterly	Quarterly	Quarterly	Quarterly	Quarterly	Quarterly	Quarterly	Quarterly	Quarterly
Description of other committee for compliance with statutory requirements of relevance to the principles and rectification									

11. Has the entity carried out independent assessment/ evaluation of the working of its policies by an external agency? (Yes/No).	**P1**	**P2**	**P3**	**P4**	**P5**	**P6**	**P7**	**P8**	**P9**
	No	No	No	No	No	No	No	No	No
If Yes, Provide name of the agency									
12. If answer to question (1) above is "No" i.e. not all Principles are covered by a policy, reasons to be stated:									
Questions	**P 1**	**P 2**	**P 3**	**P 4**	**P 5**	**P 6**	**P 7**	**P 8**	**P 9**
The entity does not consider the Principles material to its business (Yes/No)									
The entity is not at a stage where it is in a position to formulate and implement the policies on specified principles (Yes/No)									
The entity does not have the financial or/human and technical resources available for the task (Yes/No)									
It is planned to be done in the next financial year (Yes/No)									
Any other reason (please specify)									
Notes									

SECTION C: PRINCIPLE WISE PERFORMANCE DISCLOSURE

This section is aimed at helping entities demonstrate their performance in integrating the Principles and Core Elements with key processes and decisions. The information sought is categorized as "Essential" and "Leadership". While the essential indicators are expected to be disclosed by every entity that is mandated to file this report, the leadership indicators may be voluntarily disclosed by entities which aspire to progress to a higher level in their quest to be socially, environmentally and ethically responsible.

PRINCIPLE 1 Businesses should conduct and govern themselves with integrity, and in a manner that is Ethical, Transparent and Accountable.

Essential Indicators

1. Percentage coverage by training and awareness programmes on any of the Principles during the financial year:

Segment	Total number of training and awareness programmes held	Topics/principles covered under the training and its impact	%age of persons in respective category covered by the awareness programmes
Board of Directors	6	Regulatory, economic and operating environmental changes, new business initiatives, Corporate Governance, Information Technology and various risk indicators	100.00%
Key Managerial Personnel	7	Code of Conduct (Code) which defin es the professional and ethical. In addition, the Company has instituted several policies to ensure adherence to existing statutory laws and regulations such as The Whistle Blower (WB) policy, The Prevention of Sexual Harassment (POSH) at the Workplace policy, Framework for managing Conflict of Interest etc.	100.00%
Employees other than BoD and KMPs	7	Code of Conduct (Code) which defin es the professional and ethical. In addition, the Company has instituted several policies to ensure adherence to existing statutory laws and regulations such as The Whistle Blower (WB) policy, The Prevention of Sexual Harassment (POSH) at the Workplace policy, Framework for managing Conflict of Interest etc.	100.00%
Workers	12	Code of Conduct (Code) which defin es the professional and ethical. In addition, the Company has instituted several policies to ensure adherence to existing statutory laws and regulations such as The Whistle Blower (WB) policy, The Prevention of Sexual Harassment (POSH) at the Workplace policy, Framework for managing Conflict of Interest etc.	100.00%

2. Details of fines / penalties /punishment/ award/ compounding fees/ settlement amount paid in proceedings (by the entity or by directors / KMPs) with regulators/ law enforcement agencies/ judicial institutions, in the financial year, in the following format (Note: the entity shall make disclosures on the basis of materiality as specified in Regulation 30 of SEBI (Listing Obligations and Disclosure Obligations) Regulations, 2015 and as disclosed on the entity's website):

Monetary

Non- Monetary

4. Does the entity have anti-corruption or anti-bribery policy?	No	
If Yes, provide details in brief		
Provide a web-link if the entity has anti-corruption or anti-bribery policy		

5. Number of Directors/KMPs/employees/workers against whom disciplinary action was taken by any law enforcement agency for the charges of bribery/ corruption:

	FY (2025-26)	**PY (2024-25)**
Directors	0	0
KMPs	0	0
Employees	0	0
Workers	0	0

6. Details of complaints with regard to conflict of interest:

	FY (2025-26)		**PY (2024-25)**	
	Number	**Remarks**	**Number**	**Remarks**
Number of complaints received in relation to issues of Conflict of Interest of the Directors	0	NA	0	NA
Number of complaints received in relation to issues of Conflict of Interest of the KMPs	0	NA	0	NA

7. Provide details of any corrective action taken or underway on issues related to fines / penalties / action taken by regulators/ law enforcement agencies/ judicial institutions, on cases of corruption and conflicts of interest.	NA

8. Number of days of accounts payables

	FY (2025-26)	PY (2024-25)
i) Accounts payable x 365 days	365.00	365.00
ii) Cost of goods/services procured	365.00	365.00
iii) Number of days of accounts payables	1	1

9. Open-ness of business - Provide details of concentration of purchases and sales with trading houses, dealers, and related parties along-with loans and advances & investments, with related parties, in the following format

Parameter	Metrics	FY (2025-26)	PY (2024-25)
Concentration of Purchases	a. i) Purchases from trading houses	0.00	0.00
	ii) Total purchases	0.00	0.00
	iii) Purchases from trading houses as % of total purchases	**0.00%**	**0.00%**
	b. Number of trading houses where purchases are made	0	0
	c. i) Purchases from top 10 trading houses	0.00	0.00
	ii) Total purchases from trading houses	0.00	0.00
	iii) Purchases from top 10 trading houses as % of total purchases from trading houses	**0.00%**	**0.00%**
Parameter	Metrics	FY (2025-26)	PY (2024-25)
Concentration of Sales	a. i) Sales to dealer / distributors	0.00	0.00
	ii) Total Sales	0.00	0.00
	iii) Sales to dealer / distributors as % of total sales	**0.00%**	**0.00%**
	b. Number of dealers / distributors to whom sales are made	0	0
	c. i) Sales to top 10 dealers / distributors	0.00	0.00
	ii) Total Sales to dealer / distributors	0.00	0.00
	iii) Sales to top 10 dealers / distributors as % of total sales to dealer / distributors	**0.00%**	**0.00%**
Parameter	Metrics	FY (2025-26)	PY (2024-25)
Share of RPTs in	a. i) Purchases (Purchases with related parties)	0.00	0.00
	ii) Total Purchases	0.00	0.00
	iii) Purchases (Purchases with related parties as % of Total Purchases)	**0.00%**	**0.00%**
	b. i) . Sales (Sales to related parties)	0.00	0.00
	ii) Total Sales	0.00	0.00
	iii) Sales (Sales to related parties as % of Total Sales)	**0.00%**	**0.00%**
	c. i) Loans & advances given to related parties	0.00	0.00
	ii) Total loans & advances	0.00	0.00
	iii) Loans & advances given to related parties as % of Total loans & advances	**0.00%**	**0.00%**
	d. i) Investments in related parties	0.00	0.00
	ii) Total Investments made	0.00	0.00
	iii) Investments in related parties as % of Total Investments made	**0.00%**	**0.00%**

Leadership Indicators

1. Awareness programmes conducted for value chain partners on any of the Principles during the financial year

Awareness programmes conducted for value chain partners on any of the Principles during the financial year

Sr. No.	Total number of awareness programmes held	Topics / principles covered under the training	Percentage of value chain partners covered (by value of business done with such partners) under the awareness programmes
1	14	There is a Board approved 'Framework for managing conflicts of interest' ('the Framework') comprising of the principles and the measures to manage conflicts to conduct its activities in an ethical and transparent manner. The Framework applies to all employees of the Company, Directors of the Company and employees of the subsidiaries of the Company. The Company has established a tradition of best practices in managing Conflict of Interest ('COI') through adoption of a strong corporate governance framework. The governance framework adopted by the Company includes independent Board, the separation of the Board's supervisory role from the exclusive management and the constitution of Committees of the Board, generally comprising a majority of Independent Directors and chaired by an Independent Director, to oversee critical areas. The Directors, on an annual basis, provide an affirmation that they have complied with the Framework for the financial year and that there were no instances of COI during the year. Further, in terms of the Companies Act, 2013, the Directors do not participate in discussions on agenda items in which they are interested.	100.00%

2. Does the entity have processes in place to avoid/ manage conflict of interests involving members of the Board?		
If Yes, provide details of the same.		
Notes		

PRINCIPLE 2 Businesses should provide goods and services in a manner that is sustainable and safe

Essential Indicators

1. Percentage of R&D and capital expenditure (capex) investments in specific technologies to improve the environmental and social impacts of product and processes to total R&D and capex investments made by the entity, respectively.

	FY (2025-26)	PY (2024-25)	Details of improvements in environmental and social impacts
R&D	0.00%	0.00%	NA
Capex	0.00%	0.00%	Investments were made by way of addition to capital assets in the form of Loaders & Tippers, Excavators.

2. a. Does the entity have procedures in place for sustainable sourcing? (Yes/No)	No
b. If yes, what percentage of inputs were sourced sustainably?	

3. Describe the processes in place to safely reclaim your products for reusing, recycling and disposing at the end of life, for

(a) Plastics (including packaging)	All our facilities use 100% biodegradable plastic garbage bags to collect and dispose of dry and wet waste. At our corporate office we have engaged with a vendor partner who collects our Wet and Dry waste to Compost/Recycle it in an eco-friendly manner.
(b) E-waste	Our services do not involve producing or disposing E-waste of any kind. Hence this is not applicable.
(c) Hazardous waste	Our services do not involve producing or disposing E-waste of any kind. Hence this is not applicable.
(d) other waste	There are no other kinds of waste generated in our office other than listed above.

4. Whether Extended Producer Responsibility (EPR) is applicable to the entity's activities (Yes / No).	No
If yes, whether the waste collection plan is in line with the Extended Producer Responsibility (EPR) plan submitted to Pollution Control Boards?	
If not, provide steps taken to address the same.	

Leadership Indicators

1. Has the entity conducted Life Cycle Perspective / Assessments (LCA) for any of its products (for manufacturing industry) or for its services (for service industry)?	NA	The Company is engaged in the business of transportation of coal including allied services of Coal Mining and is not involved in manufacturing or selling of tangible products. Life Cycle Perspective / Assessments (LCA) of products is not applicable.

4. Of the products and packaging reclaimed at end of life of products, amount (in metric tonnes) reused, recycled, and safely disposed, as per the following format:

	FY (2025-26)			PY (2024-25)		
	Re-Used	Recycled	Safely Disposed	Re-Used	Recycled	Safely Disposed
Plastics (including packaging)	0.00	0.00	0.00	0.00	0.00	0.00
E waste	0.00	0.00	0.00	0.00	0.00	0.00
Hazardous waste	0.00	0.00	0.00	0.00	0.00	0.00

Notes	

PRINCIPLE 3 Businesses should respect and promote the well-being of all employees, including those in their value chains

Essential Indicators

1. a. Details of measures for the well-being of employees:

Category	% of employees covered by										
	Total (A)	Health insurance		Accident insurance		Maternity benefits		Paternity Benefits		Day Care facilities	
		Number (B)	% (B / A)	Number (C)	% (C / A)	Number (D)	% (D / A)	Number (E)	% (E / A)	Number (F)	% (F / A)
Permanent employees											
Male	572	572	100.00%	572	100.00%			572	100.00%	572	100.00%
Female	14	14	100.00%	14	100.00%	14	100.00%			14	100.00%
Other	0	0	0.00%	0	0.00%	0	0.00%	0	0.00%	0	0.00%
Total	586	586	100.00%	586	100.00%	14	2.39%	572	97.61%	586	100.00%
Other than permanent employees											
Male	0	0	0.00%	0	0.00%			0	0.00%	0	0.00%
Female	0	0	0.00%	0	0.00%	0	0.00%			0	0.00%
Other	0	0	0.00%	0	0.00%	0	0.00%	0	0.00%	0	0.00%
Total	0	0	0.00%	0	0.00%	0	0.00%	0	0.00%	0	0.00%

b. Details of measures for the well-being of workers:

Category	% of workers covered by										
	Total (A)	Health insurance		Accident insurance		Maternity benefits		Paternity Benefits		Day Care facilities	
		Number (B)	% (B / A)	Number (C)	% (C / A)	Number (D)	% (D / A)	Number (E)	% (E / A)	Number (F)	% (F / A)
Permanent workers											
Male	0	0	0.00%	0	0.00%			0	0.00%	0	0.00%
Female	0	0	0.00%	0	0.00%	0	0.00%			0	0.00%
Other	0	0	0.00%	0	0.00%	0	0.00%	0	0.00%	0	0.00%
Total	0	0	0.00%	0	0.00%	0	0.00%	0	0.00%	0	0.00%
Other than permanent workers											
Male	714	714	100.00%	714	100.00%			714	100.00%	714	100.00%
Female	0	0	0.00%	0	0.00%	0	0.00%			0	0.00%
Other	0	0	0.00%	0	0.00%	0	0.00%	0	0.00%	0	0.00%
Total	714	714	100.00%	714	100.00%	0	0.00%	714	100.00%	714	100.00%

C. Spending on measures towards well-being of employees and workers (including permanent and other than permanent) in the following format:

	FY (2025-26)	PY (2024-25)
i) Cost incurred on wellbeing measures (well-being measures means well-being of employees and workers (including male, female, permanent and other than permanent employees and workers)	**26.72**	**25.97**
ii) Total revenue of the company	**4237495943.78**	**5081063000.00**
iii) Cost incurred on wellbeing measures as a % of total revenue of the company	**0.00%**	**0.00%**

2. Details of retirement benefits

Benefits	FY (2025-26)			PY (2024-25)		
	No.of employees covered as a % of total employees	No.of workers covered as a % of total workers	Deducted and deposited with the authority (Y/N/N.A.)	No.of employees covered as a % of total employees	No.of workers covered as a % of total workers	Deducted and deposited with the authority (Y/N/N.A.)

PF	100.00%	100.00%	Yes	100.00%	100.00%	Yes
Gratuity	100.00%	100.00%	Yes	100.00%	100.00%	Yes
ESI	100.00%	100.00%	Yes	100.00%	100.00%	Yes

3. Accessibility of workplaces		
Are the premises / offices of the entity accessible to differently abled employees and workers, as per the requirements of the Rights of Persons with Disabilities Act, 2016?	Yes	
If not, whether any steps are being taken by the entity in this regard.		
4. Does the entity have an equal opportunity policy as per the Rights of Persons with Disabilities Act, 2016?	Yes	
If so, provide a web-link to the policy.	www.sindhutrade.com	

5. Return to work and Retention rates of permanent employees and workers that took parental leave.

Gender	Permanent employees		Permanent workers	
	Return to work rate	**Retention rate**	**Return to work rate**	**Retention rate**
Male	100.00	100.00	100.00	100.00
Female	100.00	100.00	100.00	100.00
Other	0.00	0.00	0.00	0.00
Total	0.00	0.00	0.00	0.00

6. Is there a mechanism available to receive and redress grievances for the following categories of employees and worker?	Yes

If yes, give details of the mechanism in brief.	**Yes/No**	**(If Yes, then give details of the mechanism in brief)**
Permanent Workers	Yes	The Company has a culture where employees can freely raise and discuss issues concerning themselves with their Superiors, Business Leaders or Human Resource (HR) Managers. The Company has created several channels through which employees can discuss, have an engagement and seek clarification on their issues. The employees can provide their feedback or complaints to their respective HR managers or register the same on https://sindhutrade.com/
Other than Permanent Workers	Yes	The Company has a culture where employees can freely raise and discuss issues concerning themselves with their Superiors, Business Leaders or Human Resource (HR) Managers. The Company has created several channels through which employees can discuss, have an engagement and seek clarification on their issues. The employees can provide their feedback or complaints to their respective HR managers or register the same on https://sindhutrade.com/
Permanent Employees	Yes	The Company has a culture where employees can freely raise and discuss issues concerning themselves with their Superiors, Business Leaders or Human Resource (HR) Managers. The Company has created several channels through which employees can discuss, have an engagement and seek clarification on their issues. The employees can provide their feedback or complaints to their respective HR managers or register the same on https://sindhutrade.com/
Other than Permanent Employees	Yes	The Company has a culture where employees can freely raise and discuss issues concerning themselves with their Superiors, Business Leaders or Human Resource (HR) Managers. The Company has created several channels through which employees can discuss, have an engagement and seek clarification on their issues. The employees can provide their feedback or complaints to their respective HR managers or register the same on https://sindhutrade.com/

7. Membership of employees and worker in association(s) or Unions recognised by the listed entity:

Category	FY (2025-26)			PY (2024-25)		
	Total employees/workers in respective category (A)	**No.of employees / workers in respective category, who are part of association(s) or Union (B)**	**% (B / A)**	**Total employees / workers in respective category (C)**	**No.of employees /workers in respective category,who are part of association(s) or Union (D)**	**% (D / C)**
Total Permanent Employees	586	0	0.00%	0	0	0.00%
Male	572	0	0.00%	0	0	0.00%
Female	14	0	0.00%	0	0	0.00%
Other	0	0	0.00%	0	0	0.00%
Total Permanent Workers	0	0	0.00%	0	0	0.00%
Male	0	0	0.00%	0	0	0.00%
Female	0	0	0.00%	0	0	0.00%
Other	0	0	0.00%	0	0	0.00%

8. Details of training given to employees and workers:

Category	FY (2025-26)				PY (2024-25)	
	Total (A)	**On Health and safety measures**	**On Skill upgradation**	**Total (D)**	**On Health and safety measures**	**On Skill upgradation**

		No. (B)	% (B / A)	No. (C)	% (C / A)		No. (E)	% (E / D)	No. (F)	% (F / D)
Employees										
Male	572	572	100.00%	572	100.00%	575	575	100.00%	575	100.00%
Female	14	14	100.00%	14	100.00%	12	12	100.00%	12	100.00%
Other	0	0	0.00%	0	0.00%	0	0	0.00%	0	0.00%
Total	586	586	100.00%	586	100.00%	587	587	100.00%	587	100.00%
Workers										
Male	714	714	100.00%	714	100.00%	767	767	100.00%	767	100.00%
Female	0	0	0.00%	0	0.00%	0	0	0.00%	0	0.00%
Other	0	0	0.00%	0	0.00%	0	0	0.00%	0	0.00%
Total	714	714	100.00%	714	100.00%	767	767	100.00%	767	100.00%

9. Details of performance and career development reviews of employees and worker:

Category	FY (2025-26)			PY (2024-25)		
	Total (A)	No. (B)	% (B / A)	Total (D)	No. (E)	% (E / D)
Employees						
Male	572	572	100.00%	575	575	100.00%
Female	14	14	100.00%	12	12	100.00%
Other	0	0	0.00%	0	0	0.00%
Total	586	586	100.00%	587	587	100.00%
Workers						
Male	714	714	100.00%	767	767	100.00%
Female	0	0	0.00%	0	0	0.00%
Other	0	0	0.00%	0	0	0.00%
Total	714	714	100.00%	767	767	100.00%

10. Health and safety management system:

a.Whether an occupational health and safety management system has been implemented by the entity? (Yes/ No/ NA).	Yes	
If yes, the coverage such system?	safety is a core value over which no business objective can have a higher priority. The coverage is 100% and includes all employees and workers.	
b. What are the processes used to identify work-related hazards and assess risks on a routine and non-routine basis by the entity?	Company's Safety Management System comprises followings safety processes for identifying Work related hazards and assess risks on routine and non-routine basis: i. Safety Leadership and accountability with OH&S Objective Planning ii. Hazard Identification Risk Assessment and Risk Management iii. Design, Construction, Operational planning and control iv. People Competency Behaviors v. Communication, Consultation and Participation vi. Observation Incident Nonconformity reporting, Investigation and Learning vii. Change Management Process viii. Contractor Safety Management ix. Measurement, monitoring and review x. Fire Detection Protection System Management	
c. Whether you have processes for workers to report the work related hazards and to remove themselves from such risks?	Yes	
d. Do the employees/ worker of the entity have access to non-occupational medical and healthcare services?	Yes	

11. Details of safety related incidents, in the following format:

Safety Incident/Number	Category*	FY (2025-26)	PY (2024-25)
Lost Time Injury Frequency Rate (LTIFR) (per one million-person hours worked)	Employees	0.00	0.00
	Workers	0.00	0.00
Total recordable work-related injuries	Employees	0	0
	Workers	0	0
No. of fatalities	Employees	0	0
	Workers	0	0
High consequence work related injury or ill-health (excluding fatalities)	Employees	0	0
	Workers	0	0

12. Describe the measures taken by the entity to ensure a safe and healthy work place.	Yes, the Company has an established Hazard Identification and Risk Assessment (HIRA) process for both routine and nonroutine jobs and routinely provides HIRA and Job Safety Assessment (JSA) trainings to operation, maintenance and service engineers

13. Number of Complaints on the following made by employees and workers:

	FY (2025-26)	PY (2024-25)

	Filed during the year	Pending resolution at the end of year	Remarks	Filed during the year	Pending resolution at the end of year	Remarks
Working Conditions	0	0		0	0	
Health & Safety	0	0		0	0	

14. Assessments for the year:

	% of your plants and offices that were assessed (by entity or statutory authorities or third parties)
Health and safety practices	0.00%
Working Conditions	0.00%

15. Provide details of any corrective action taken or underway to address safety-related incidents (if any) and on significant risks / concerns arising from assessments of health & safety practices and working conditions.	NA

Leadership Indicators

1. Does the entity extend any life insurance or any compensatory package in the event of death of

(A) Employees (Y/N)	Yes
(B) Workers (Y/N).	Yes

2. Provide the measures undertaken by the entity to ensure that statutory dues have been deducted and deposited by the value chain partners.	THE AUDIT HAS BEEN CONDUCTED BY THE STATUTORY AUDITORS ON QUATERLY BASIS FOR THE SAME. The Company is compliant with deduction of statutory dues of employees towards income tax, provident fund, professional tax, ESIC etc. as applicable from time to time.

3. Provide the number of employees / workers having suffered high consequence work related injury / ill-health / fatalities (as reported in Q11 of Essential Indicators above), who have been are rehabilitated and placed in suitable employment or whose family members have been placed in suitable employment:

	Total no. of affected employees/ workers		No. of employees/workers that are rehabilitated and placed in suitable employment or whose family members have been placed in suitable employment	
	FY (2025-26)	PY (2024-25)	FY (2025-26)	PY (2024-25)
Employees	0	0	0	0
Workers	0	0	0	0

4. Does the entity provide transition assistance programs to facilitate continued employability and the management of career endings resulting from retirement or termination of employment? (Yes/ No/ NA)	Yes	

5. Details on assessment of value chain partners:

	% of value chain partners (by value of business done with such partners) that were assessed
Health and safety practices	100.00%
Working Conditions	100.00%

6. Provide details of any corrective actions taken or underway to address significant risks / concerns arising from assessments of health and safety practices and working conditions of value chain partners.	

PRINCIPLE 4: Businesses should respect the interests of and be responsive to all its stakeholders	
Essential Indicators	
1. Describe the processes for identifying key stakeholder groups of the entity.	The stakeholders are determined based on the significance of their impact on the business and the impact of the business on them.

2. List stakeholder groups identified as key for your entity and the frequency of engagement with each stakeholder group.

List stakeholder groups identified as key for your entity and the frequency of engagement with each stakeholder group.

Sr. No.	Stakeholder Group	Whether identified as Vulnerable & Marginalized Group	Channels of communication	Details of Other Channels of communication	Frequency of engagement	Details of Other Frequency of engagement	Purpose and scope of engagement including key topics and concerns raised during such engagement
1	Shareholder & Investor	Yes	E-mail		Quarterly		CSR interventions
2	Investor other than Shareholder	Yes	E-mail		Annually		STLL's performance
3	Shareholder	Yes	Newspaper		Annually		STLL's performance
4	Employees & Worker	Yes	Notice Board		Others – please specify	Regular	Employee engagement
5	Customers	Yes	E-mail		Others – please specify	Regular	Offers

Leadership Indicators	
1. Provide the processes for consultation between stakeholders and the Board on economic, environmental, and social topics or if consultation is delegated, how is feedback from such consultations provided to the Board.	
2.Whether stakeholder consultation is used to support the identification and management of environmental, and social topics.	
If so, provide details of instances as to how the inputs received from stakeholders on these topics were incorporated into policies and activities of the entity.	
3. Provide details of instances of engagement with, and actions taken to, address the concerns of vulnerable/ marginalized stakeholder groups.	
Notes	

PRINCIPLE 5 Businesses should respect and promote human rights

Essential Indicators

1. Employees and workers who have been provided training on human rights issues and policy(ies) of the entity, in the following format:

Category	FY (2025-26)			PY (2024-25)		
	Total (A)	No. of employees/workers covered (B)	% (B / A)	Total (C)	No. of employees/workers covered (D)	% (D / C)
Employees						
Permanent	586	586	100.00%	587	587	100.00%
Other than permanent	0	0	0.00%	0	0	0.00%
Total Employees	586	586	100.00%	587	587	100.00%
Workers						
Permanent	0	0	0.00%	0	0	0.00%
Other than permanent	714	714	100.00%	767	767	100.00%
Total Workers	714	714	100.00%	767	767	100.00%

2. Details of minimum wages paid to employees and workers, in the following format:

Category	FY (2025-26)					PY (2024-25)				
	Total (A)	Equal to Minimum Wage		More than Minimum Wage		Total (D)	Equal to Minimum Wage		More than Minimum Wage	
		No. (B)	% (B /A)	No. (C)	% (C /A)		No. (E)	% (E /D)	No. (F)	% (F /D)
Employees										
Permanent	586	0	0.00%	586	100.00%	587	0	0.00%	587	100.00%
Male	572	0	0.00%	572	100.00%	575	0	0.00%	575	100.00%
Female	14	0	0.00%	14	100.00%	12	0	0.00%	12	100.00%
Other	0	0	0.00%	0	0.00%	0	0	0.00%	0	0.00%
Other than Permanent	0	0	0.00%	0	0.00%	0	0	0.00%	0	0.00%
Male	0	0	0.00%	0	0.00%	0	0	0.00%	0	0.00%
Female	0	0	0.00%	0	0.00%	0	0	0.00%	0	0.00%
Other	0	0	0.00%	0	0.00%	0	0	0.00%	0	0.00%
Workers										
Permanent	0	0	0.00%	0	0.00%	0	0	0.00%	0	0.00%
Male	0	0	0.00%	0	0.00%	0	0	0.00%	0	0.00%
Female	0	0	0.00%	0	0.00%	0	0	0.00%	0	0.00%
Other	0	0	0.00%	0	0.00%	0	0	0.00%	0	0.00%
Other than Permanent	714	0	0.00%	714	100.00%	767	0	0.00%	767	100.00%
Male	714	0	0.00%	714	100.00%	767	0	0.00%	767	100.00%
Female	0	0	0.00%	0	0.00%	0	0	0.00%	0	0.00%
Other	0	0	0.00%	0	0.00%	0	0	0.00%	0	0.00%

3. Details of remuneration/salary/wages, in the following format:

a. Median remuneration / wages:

	Male		Female		Other	
	Number	Median remuneration/ salary/ wages of respective category	Number	Median remuneration/ salary/ wages of respective category	Number	Median remuneration/ salary/ wages of respective category
Board of Directors (BoD)	0	0	0	0	0	0
Key Managerial Personnel	2	83	1	18	0	0
Employees other than BoD and KMP	6	132	0	0	0	0
Workers	1335	2562	1	18	0	0

b. Gross wages paid to females:

	FY (2025-26)	PY (2024-25)
Gross wages paid to females	34.00	32.00
Total wages	34.00	32.00

Gross wages paid to females (Gross wages paid to females as % of total wages)	100.00%	100.00%
4. Do you have a focal point (Individual/ Committee) responsible for addressing human rights impacts or issues caused or contributed to by the business?	Yes	
5. Describe the internal mechanisms in place to redress grievances related to human rights issues.	The Head of Human Resources who is responsible for the human resources function and Chief Risk Officer shall jointly oversee and address any issue arising from any human rights impact or issues caused or contributed to by the business.	

6. Number of Complaints on the following made by employees and workers:

	FY (2025-26)			PY (2024-25)		
	Filed during the year	**Pending resolution at the end of year**	**Remarks**	**Filed during the year**	**Pending resolution at the end of year**	**Remarks**
Sexual Harassment	0	0		0	0	
Discrimination at workplace	0	0		0	0	
Child Labour	0	0		0	0	
Forced Labour/Involuntary Labour	0	0		0	0	
Wages	0	0		0	0	
Other human rights related issues	0	0		0	0	

7. Complaints filed under the Sexual Harassment of Women at Workplace (Prevention, Prohibition and Redressal) Act, 2013, in the following format:

	FY (2025-26)	PY (2024-25)
i) Total Complaints reported under Sexual Harassment on of Women at Workplace (Prevention, Prohibition and Redressal) Act, 2013 (POSH)	0	0
ii) Average number of female employees/workers at the beginning of the year and as at end of the year	14	12
iii) Complaints on POSH as a % of female employees / workers	0.00%	0.00%
iv) Complaints on POSH upheld	0	0

8. Mechanisms to prevent adverse consequences to the complainant in discrimination and harassment cases.	The Company provides protection against discrimination to employees who makes disclosure or raises a concern under the whistle blower policy/Grievance Redressal Policy where the employee discloses his/her identity, discloses the information in good faith, believes it to be substantially true, does not act maliciously nor makes false allegations and does not seek any personal or financial gain. b. The Company strictly prohibits any attempt of retaliation by anyone against any employee who raises a concern under the policy in good faith. c. Cases related to prevention of sexual harassment at work place are treated with utmost sensitivity and confidentially in line with the guidelines of the Sexual Harassment of Women at Work Place (prevention, prohibition and redressal) Act 2013.	
9. Do human rights requirements form part of your business agreements and contracts? (Yes/No/NA)	Yes	
10. Assessments for the year:		
	% of your plants and offices that were assessed (by entity or statutory authorities or third parties)	
Child labour	0.00%	
Forced/involuntary labour	0.00%	
Sexual harassment	0.00%	
Discrimination at workplace	0.00%	
Wages	0.00%	
11. Provide details of any corrective actions taken or underway to address significant risks / concerns arising from the assessments at Question 10 above.	NOT APPLICABLE	
Leadership Indicators		
1. Details of a business process being modified / introduced as a result of addressing human rights grievances/complaints.	NA	
2. Details of the scope and coverage of any Human rights due-diligence conducted	NIL	
3. Is the premise/office of the entity accessible to differently abled visitors, as per the requirements of the Rights of Persons with Disabilities Act, 2016?	Yes	
4. Details on assessment of value chain partners:		
	% of value chain partners (by value of business done with such partners) that were assessed	
Sexual harassment	0.00%	
Discrimination at workplace	0.00%	
Child Labour	0.00%	
Forced Labour/Involuntary Labour	0.00%	
Wages	0.00%	
5. Provide details of any corrective actions taken or underway to address significant risks / concerns arising from the assessments at Question 4 above.	In all of our dealings, the Company expects its value chain partners to uphold the same values, beliefs, and business ethics as the Company. However, no formal examination of value chain partners has been conducted	
Notes		

PRINCIPLE 6: Businesses should respect and make efforts to protect and restore the environment			
Essential Indicators			
1. Details of total energy consumption (in Joules or multiples) and energy intensity, in the following format:			
Whether total energy consumption and energy intensity is applicable to the company?	Yes		
Revenue from operations (in Rs.)		FY (2025-26)	PY (2024-25)
		4237495943.78	4855057000.00
Parameter	**Units**	**FY (2025-26)**	**PY (2024-25)**
From renewable sources			
Total electricity consumption (A)	Joule (J)	1827.08	1974.30
Total fuel consumption (B)	Joule (J)	7878.96	7434.93
Total energy consumed from renewable sources (A+B+C)	Joule (J)	9706.04	9409.23
From non-renewable sources			
Total electricity consumption (D)	Joule (J)	0.00	0.00
Total fuel consumption (E)	Joule (J)	0.00	0.00
Total energy consumed from non-renewable sources (D+E+F)	Joule (J)	0.00	0.00
Total energy consumed (A+B+C+D+E+F)	Joule (J)	9706.04	9409.23
Energy intensity per rupee of turnover (Total energy consumed / Revenue from operations)	Joule (J) / Rs.	0.0000022905	0.000001938
Energy intensity per rupee of turnover adjusted for Purchasing Power Parity (PPP) (Total energy consumed / Revenue from operations adjusted for PPP)	Joule (J) / Rs.	0.00001231	0.000001938
Energy intensity in terms of physical Output	Joule (J)	0.00	0.00
Energy intensity (optional) – the relevant metric may be selected by the entity	Joule (J)	0.00	0.00
Note: Indicate if any independent assessment/ evaluation/assurance has been carried out by an external agency? (Y/N)	No		
If yes, name of the external agency.			
2. Does the entity have any sites / facilities identified as designated consumers (DCs) under the Performance, Achieve and Trade (PAT) Scheme of the Government of India?	No		
If yes, disclose whether targets set under the PAT scheme have been achieved. In case targets have not been achieved, provide the remedial action taken, if any.			
3. Provide details of the following disclosures related to water, in the following format:			
Parameter		FY (2025-26)	PY (2024-25)
Water withdrawal by source (in kilolitres)			
(i) Surface water		0.00	0.00
(ii) Groundwater		0.00	0.00
(iii) Third party water		0.00	0.00
(iv) Seawater / desalinated water		0.00	0.00
(v) Others		0.00	0.00
Total volume of water withdrawal (in kilolitres) (i + ii + iii + iv + v)		0.00	0.00
Total volume of water consumption (in kilolitres)		0.00	0.00
Water intensity per rupee of turnover (Total water consumption / Revenue from operations)		0.00	0.00
Water intensity per rupee of turnover adjusted for Purchasing Power Parity (PPP) (Total water consumption / Revenue from operations adjusted for PPP)		0.00	0.00
Water intensity in terms of physical output		0.00	0.00

Water intensity (optional) – the relevant metric may be selected by the entity		0.00	0.00
Note: Indicate if any independent assessment/ evaluation/assurance has been carried out by an external agency?	No		
If yes, name of the external agency.			
4. Provide the following details related to water discharged:			
Parameter		FY (2025-26)	PY (2024-25)
Water discharge by destination and level of treatment (in kilolitres)			
(i) To Surface water		0.00	0.00
No treatment		0.00	0.00
With treatment – please specify level of treatment		0.00	0.00
(ii) To Groundwater		0.00	0.00
No treatment		0.00	0.00
With treatment – please specify level of treatment		0.00	0.00
(iii) To Seawater		0.00	0.00
No treatment		0.00	0.00
With treatment – please specify level of treatment		0.00	0.00
(iv) Sent to third-parties		0.00	0.00
No treatment		0.00	0.00
With treatment – please specify level of treatment		0.00	0.00
(v) Others		0.00	0.00
No treatment		0.00	0.00
With treatment – please specify level of treatment		0.00	0.00
Total water discharged (in kilolitres)		0.00	0.00
Note: Indicate if any independent assessment/ evaluation/assurance has been carried out by an external agency? (Y/N)	No		
If yes, name of the external agency.			
5. Has the entity implemented a mechanism for Zero Liquid Discharge?	No		
If yes, provide details of its coverage and implementation.			
6. Please provide details of air emissions (other than GHG emissions) by the entity, in the following format:			
Whether air emissions (other than GHG emissions) by the entity is applicable to the company?	No		
Parameter	**Please specify unit**	**FY (2025-26)**	**PY (2024-25)**
NOx			
SOx			
Particulate matter (PM)			
Persistent organic pollutants (POP)			
Volatile organic compounds (VOC)			
Hazardous air pollutants (HAP)			
Note: Indicate if any independent assessment/ evaluation/assurance has been carried out by an external agency? (Y/N)			
If yes, name of the external agency.			
7. Provide details of greenhouse gas emissions (Scope 1 and Scope 2 emissions) & its intensity, in the following format:			
Whether greenhouse gas emissions (Scope 1 and Scope 2 emissions) & its intensity is applicable to the company?	No		
Parameter	**Unit**	**FY (2025-26)**	**PY (2024-25)**
Total Scope 1 emissions (Break-up of the GHG into CO2, CH4, N2O, HFCs, PFCs, SF6, NF3, if available)			
Total Scope 2 emissions (Break-up of the GHG into CO2, CH4, N2O, HFCs, PFCs, SF6, NF3, if available)			
Total Scope 1 and Scope 2 emission intensity per rupee of turnover (Total			

Scope 1 and Scope 2 GHG emissions / Revenue from operations)			
Total Scope 1 and Scope 2 emission intensity per rupee of turnover adjusted for Purchasing Power Parity (PPP) (Total Scope 1 and Scope 2 GHG emissions / Revenue from operations adjusted for PPP)			
Total Scope 1 and Scope 2 emission intensity in terms of physical output			
Total Scope 1 and Scope 2 emission intensity (optional) – the relevant metric may be selected by the entity			
Note: Indicate if any independent assessment/ evaluation/assurance has been carried out by an external agency? (Y/N)			
If yes, name of the external agency.			
8. Does the entity have any project related to reducing Green House Gas emission?	No		
If Yes, then provide details.			
9. Provide details related to waste management by the entity, in the following format:			
Parameter		FY (2025-26)	PY (2024-25)
Total Waste generated (in metric tonnes)			
Plastic waste (A)		0.00	0.00
E-waste (B)		0.00	0.00
Bio-medical waste (C)		0.00	0.00
Construction and demolition waste (D)		0.00	0.00
Battery waste (E)		0.00	0.00
Radioactive waste (F)		0.00	0.00
Other Hazardous waste. Please specify, if any. (G)		0.00	0.00
Other Non-hazardous waste generated (H). Please specify, if any. (Break-up by composition i.e. by materials relevant to the sector)		54.12	48.42
Total (A+B + C + D + E + F + G + H)		54.12	48.42
Waste intensity per rupee of turnover (Total waste generated / Revenue from operations)		0.0000000128	0.00000001
Waste intensity per rupee of turnover adjusted for Purchasing Power Parity (PPP) (Total waste generated / Revenue from operations adjusted for PPP)		0.0000000094	0.0000000103
Waste intensity in terms of physical output		0.00	0.00
Waste intensity (optional) – the relevant metric may be selected by the entity		0.00	0.00
For each category of waste generated, total waste recovered through recycling, re-using or other recovery operations (in metric tonnes)			
Category of waste			
(i) Recycled		54.65	50.17
(ii) Re-used		0.00	0.00
(iii) Other recovery operations		0.00	0.00
Total		54.65	50.17
For each category of waste generated, total waste disposed by nature of disposal method (in metric tonnes)			
Category of waste			
(i) Incineration		0.00	0.00
(ii) Landfilling		0.00	0.00
(iii) Other disposal operations		0.00	0.00
Total		0.00	0.00
Note: Indicate if any independent assessment/ evaluation/assurance has been carried out by an external agency? (Y/N)	No		
If yes, name of the external agency.			
10. Briefly describe the waste management practices adopted in your establishments. Describe the strategy adopted by your company to reduce usage of hazardous and toxic chemicals in your products and processes and the practices adopted to manage such wastes.	We strive to reduce waste and recycle as much as possible. Our waste primarily comprises of food, waste, paper, plastic and e-waste Curbing generation of plastic waste: We have stopped procurement of plastic stationery and encourage our employees to use glass bottles at our offices to reduce the number of plastic bottles being discarded after use. All our facilities use 100% biodegradable plastic garbage bags to collect and dispose-off dry and wet waste. Reducing paper and printing consumption: We have implemented strong measures for digitizing processes to reduce the need for paper. Further minimizing the usage of paper across offices is an ongoing activity. Customer accounts have now transitioned to digital opening. The documents required as supporting are also uploaded digitally; accounts are being opened without any paper consumption. Paper based Office stationeries also have now been stopped apart from the mandatory ones. E-waste management: Our E-waste broadly includes computers, servers, scanners, UPSs, Batteries, Air conditioners etc. All such E-wastes are being disposed of through registered E-waste vendors.		

13. Is the entity compliant with the applicable environmental law/ regulations/ guidelines in India; such as the Water (Prevention and Control of Pollution) Act, Air (Prevention and Control of Pollution) Act, Environment protection act and rules thereunder (Y/N/NA).	Yes		
If not, provide details of all such non-compliances, in the following format:			
Leadership Indicators			
1. Water withdrawal, consumption and discharge in areas of water stress (in kilolitres):			
For each facility / plant located in areas of water stress, provide the following information:			
Details For each facility / plant located in areas of water stress			
Note: Indicate if any independent assessment/ evaluation/assurance has been carried out by an external agency? (Y/N)			
If yes, name of the external agency.			
2. Please provide details of total Scope 3 emissions & its intensity, in the following format:			
Whether total Scope 3 emissions & its intensity is applicable to the company?	No		
Parameter	**Unit**	**FY (2025-26)**	**PY (2024-25)**
Total Scope 3 emissions (Break-up of the GHG into CO2, CH4, N2O, HFCs, PFCs, SF6, NF3, if available)			
Total Scope 3 emissions per rupee of turnover			
Total Scope 3 emission intensity (optional) – the relevant metric may be selected by the entity			
Note: Indicate if any independent assessment/ evaluation/assurance has been carried out by an external agency? (Y/N)			
If yes, name of the external agency.			
3. With respect to the ecologically sensitive areas reported at Question 10 of Essential Indicators above, provide details of significant direct & indirect impact of the entity on biodiversity in such areas along-with prevention and remediation activities.			
5. Does the entity have a business continuity and disaster management plan?			
Details of entity at which business continuity and disaster management plan is placed or weblink.			
6. Disclose any significant adverse impact to the environment, arising from the value chain of the entity. What mitigation or adaptation measures have been taken by the entity in this regard.			
7. Percentage of value chain partners (by value of business done with such partners) that were assessed for environmental impacts.			
8. How many Green Credits have been generated or procured:			
a. By the listed entity			
b. By the top ten (in terms of value of purchases and sales, respectively) value chain partners			
Notes			

PRINCIPLE 7 Businesses, when engaging in influencing public and regulatory policy, should do so in a manner that is responsible and transparent		
Essential Indicators		
1. a. Number of affiliations with trade and industry chambers/ associations.		1
b. List the top 10 trade and industry chambers/ associations (determined based on the total members of such body) the entity is a member of/ affiliated to		
Sr. No.	Name of the trade and industry chambers/ associations	Reach of trade and industry chambers/ associations (State/National/International)
1	FICCI	National
2		
3		
4		
5		
6		
7		
8		
9		
10		
Leadership Indicators		
Notes		

PRINCIPLE 8 Businesses should promote inclusive growth and equitable development

Essential Indicators

3. Describe the mechanisms to receive and redress grievances of the community.	The Company has set up a framework of multiple mechanisms to receive and redress grievances, for the community. The stakeholder shares a proposal with the needs required. The Company then follows below steps: a) Need Assessment: At the first stage, the proposal is reviewed to assess the need and the proposed outcome and impact. The implementing agency is reviewed for the fulfilment of regulatory criteria and prior experience in working for a similar cause. b) Regular interactions with community: This is done by physical visits, virtual meetings, feedbacks review of outcomes, third party reports, photos, etc redress. c) In case there is a grievance and can be resolved by the Company, the proposal accounts for this in scope of work and approvals are taken and action is taken	
4. Percentage of input material (inputs to total inputs by value) sourced from suppliers:	**FY (2025-26)**	**PY (2024-25)**
Directly sourced from MSMEs/ small producers	0.00%	0.00%
Sourced directly from within the district and neighbouring districts	0.00%	0.00%
5. Job creation in smaller towns - Disclose wages paid to persons employed (including employees or workers employed on a permanent or non-permanent / on contract basis) in the following locations, as % of total wage cost:		
	FY (2025-26)	**PY (2024-25)**
1. Rural		
i) Disclose wages paid to persons employed (including employees or workers employed on a permanent or non-permanent / on contract basis)		
ii) Total Wage Cost		
iii) % of Job creation in Rural areas		
2. Semi-urban		
i) Disclose wages paid to persons employed (including employees or workers employed on a permanent or non-permanent / on contract basis)		
ii) Total Wage Cost		
iii) % of Job creation in Semi-Urban areas		
3. Urban		
i) Disclose wages paid to persons employed (including employees or workers employed on a permanent or non-permanent / on contract basis)		
ii) Total Wage Cost		
iii) % of Job creation in Urban areas		
4. Metropolitan		
i) Disclose wages paid to persons employed (including employees or workers employed on a permanent or non-permanent / on contract basis)		
ii) Total Wage Cost		
iii) % of of Job creation in Metropolitan area		

Leadership Indicators

2. Provide the following information on CSR projects undertaken by your entity in designated aspirational districts as identified by government bodies:

Provide the following information on CSR projects undertaken by your entity in designated aspirational districts as identified by government bodies

Sr.No.	State	Aspirational District	Amount spent (In INR)
1	Education to Rural Kids	Haryana	10175063.00

3. (a) Do you have a preferential procurement policy where you give preference to purchase from suppliers comprising marginalized /vulnerable groups? (Yes/No/NA)		
(b) From which marginalized /vulnerable groups do you procure?		
(c) What percentage of total procurement (by value) does it constitute?		

Notes	

PRINCIPLE 9 Businesses should engage with and provide value to their consumers in a responsible manner						
Essential Indicators						
1. Describe the mechanisms in place to receive and respond to consumer complaints and feedback.	We receive client queries and complaints through 2 channels i.e. Call / Email. Calls and emails are handled in-house. The FCR is provided wherever possible and in case the call / email is not FCR, the request is been raised and tagged in CRM tool FCRM to ensure close tracking of complaints and queries. If the client is not satisfied with the resolution provided, we have provided 2nd and 3rd level of Escalation Matrix on our website where they can write to us and a detail investigation is done and resolution provided					
2. Turnover of products and/ services as a percentage of turnover from all products/service that carry information about	**As a percentage to total turnover**					
Environmental and social parameters relevant to the product	77.23%					
Safe and responsible usage	0.00%					
Recycling and/or safe disposal	0.00%					
3. Number of consumer complaints in respect of the following	**FY (2025-26)**		**Remark**	**PY (2024-25)**		**Remark**
	Received during the year	**Pending resolution at end of year**		**Received during the year**	**Pending resolution at end of year**	
Data privacy	0	0	NA	0	0	NA
Advertising	0	0	NA	0	0	NA
Cyber-security	0	0	NA	0	0	NA
Delivery of essential services	0	0	NA	0	0	NA
Restrictive Trade Practices	0	0	NA	0	0	NA
Unfair Trade Practices	0	0	NA	0	0	NA
Other	0	0	NA	0	0	NA
4. Details of instances of product recalls on account of safety issues	**Number**	**Reasons for recall**				
Voluntary recalls	0	0				
Forced recalls	0	0				
5. Does the entity have a framework/ policy on cyber security and risks related to data privacy?	NA					WWW.SINDHUTRADE.COM
If available, provide a web-link of the policy						
6. Provide details of any corrective actions taken or underway on issues relating to advertising, and delivery of essential services; cyber security and data privacy of customers; re-occurrence of instances of product recalls; penalty / action taken by regulatory authorities on safety of products / services.	NA					
7. Provide the following information relating to data breaches:						
a. Number of instances of data breaches along-with impact	0					
b. Percentage of data breaches involving personally identifiable information of customers	0.00%					
c. Impact, if any, of the data breaches	NA					
Leadership Indicators						
1. Channels / platforms where information on products and services of the entity can be accessed (provide web link, if available).	Information on products and services of the Company can be accessed on www.sindhutrade.com					
2. Steps taken to inform and educate consumers about safe and responsible usage of products and/or services	The following steps are taken to inform and educate consumers about safe and responsible usage of products and services: a) Information is regularly updated on website, b) Regular emailers, SMS and Notifications are sent to consumers					
3. Mechanisms in place to inform consumers of any risk of disruption/discontinuation of essential services.	Consumers are informed of any risk of disruption/ discontinuation of essential services through the below means of communication. a) Website b) Email and SMS					
4. Does the entity display product information on the product over and above what is mandated as per local laws?	NA					NA
If yes, provide details in brief.						
Did your entity carry out any survey with regard to consumer satisfaction relating to the major products / services of the entity, significant locations of operation of the entity or the entity as a whole?	Yes					
Notes						

STLL Sindhu Trade Links Ltd.

"STANDALONE FINANCIAL STATEMENTS"

INDEPENDENT AUDITOR'S REPORT

TO THE MEMBERS OF SINDHU TRADE LINKS LIMITED

Opinion

We have audited the accompanying Standalone Financial Statements of **Sindhu Trade Links Limited** ("the Company"), which comprise the Balance sheet as at March 31, 2026, the Statement of Profit and Loss, including the statement of Other Comprehensive Income, the Cash Flow Statement and the Statement of Changes in Equity for the year then ended, and notes to the Standalone Financial Statements, including a summary of significant accounting policies and other explanatory information. (herein after referred to as Standalone Financial Statement).

In our opinion and to the best of our information and according to the explanations given to us, the aforesaid Standalone Financial Statements give the information required by the Companies Act, 2013, as amended ("the Act") in the manner so required and give a true and fair view in conformity with the Indian Accounting Standards prescribed under section 133 of the Act read with Companies (Indian Accounting Standards) Rules, 2015, as amended, (Ind AS") and other accounting principles generally accepted in India, of the state of affairs of the Company as at March 31, 2026, its profit including other comprehensive income, its cash flows and the changes in equity for the year ended on that date.

BASIS FOR OPINION

We conducted our audit of the Standalone Financial Statements in accordance with the Standards on Auditing (SAs), as specified under Section 143(10) of the Act. Our responsibilities under those Standards are further described in the 'Auditors' Responsibilities for the Audit of the Standalone Financial Statements' section of our report. We are independent of the Company in accordance with the 'Code of Ethics' issued by the Institute of Chartered Accountants of India together with the ethical requirements that are relevant to our audit of the financial statements under the provisions of the Act and the Rules thereunder, and we have fulfilled our other ethical responsibilities in accordance with these requirements and the Code of Ethics. We believe that the audit evidence we have obtained is sufficient and appropriate to provide a basis for our audit opinion on the Standalone Financial Statements.

EMPHASIS OF MATTERS

We draw your attention to note no. 25 to the standalone Ind AS financial statements with respect to closing balance of trade payables as on 31 March 2026. The Company has closing balance of Rs. 741.89 lakhs as on 31 March 2026 related to micro enterprises and small enterprises (MSME). The management has informed that there are issues w.r.t deliveries of material received, that includes qualitative and time aspect, from the creditors and the same is under review with creditor(s). The Company will pay the amount, as mutually decided with creditors, after discussions in due course. The above does not have material effect on the financial statements of the Company. Hence, no provision for any consequential liability for interest and penalty has been made in the financial statements for the year ended 31 March 2026.

Our Report is not qualified in respect of this matter.

KEY AUDIT MATTERS

Key audit matters ('KAM') are those matters that, in our professional judgment, were of most significance in our audit of the standalone financial statements of the current period. These matters were addressed in the context of our audit of the standalone financial statements, and in forming our opinion thereon, and we do not provide a separate opinion on these matters.

1. Key Audit Matter

Investments

The Company has invested in equity and preference shares and government bonds as well, the carrying amount of which is calculated by the management in accordance with Ind AS 32, 107 and 109 provided in Note 5 and Note 15 of the financial statements.

Considering the materiality of the amounts involved, the significant management judgment is required in estimating the quantum of diminution in the value of investments and such estimates and judgments being inherently subjective, this matter has been identified as a key audit matter which is described in Note 2(j) to the standalone financial statements. As at 31st March 2026, the company has made total foreign investments in subsidiary of Rs. 69,627.96 Lakhs, which were recorded at cost based on the valuation of overseas assets held by overseas subsidiary including overseas stepdown subsidiaries.

Auditor's Response

Our audit procedures assessed the appropriateness of methodology and valuation model used by management to estimate the value of investments.

Based on our procedures, we considered the adequacy of disclosures in respect of investments in the notes to the standalone financial statements.

2. Key Audit Matter

Evaluation of Uncertain Tax Positions & Other Contingent Liabilities

The Company has material uncertain tax positions including matters under dispute which involves significant judgment to determine the possible outcome of these disputes.

The Company also has material contingent liabilities including outstanding guarantees, counter guarantees and omnibus counter guarantees to various banks and claims against the company under dispute which involves significant judgment to determine the possible outcome of these disputes as mentioned in Note 40 to the standalone financial statements.

Auditor's Response

Obtained details of completed tax assessments and demands till the year ended March 31, 2026 from the management. We involved our internal experts to challenge the management's underlying assumptions in estimating the tax provision and the possible outcome of the disputes. Our internal experts also considered legal precedence and other rulings in evaluating management's position on these uncertain tax positions.

Our audit procedure on contingent liabilities included –

- Obtaining an understanding of the systems and controls implemented by management for recognizing the guarantees.
- Evaluation of purposes for which the various bank guarantees are provided.
- Our internal experts read and analysed external legal opinions/ consultations by management for the disputes pending in various forums.
- Discussed with appropriate senior management regarding the claims against the company and assessment orders.
- Assessed management's estimate of the possible outcome of the disputed cases.

3. Key Audit Matter

Related Party Transactions

During the year, the Company has generated major portion of revenue and has incurred significant amount of expense with the related parties.

Ind AS 24 "Related Party Disclosures", requires substantive disclosures for the related party transactions which are disclosed in Note 50 to the standalone financial statements.

Determination of substance of the transactions and transaction price for such related party transactions is a key audit matter considering the significance of the transaction value and the significant judgments involved in determining the transaction value.

Auditor's Response

- Our audit procedures included considering the compliance with the various requirements for entering in to such related party transactions.

- We performed test of controls over related party transactions through inspection of evidence of performance of these controls.

- We performed the following tests of details:

    - We have evaluated the relevant work orders and market price.
    - We have read the approvals obtained from Audit Committee, Board of Directors and Shareholders for the transactions.

- We have assessed the disclosures to be made in accordance with Ind AS 24 "Related Party Disclosures".

INFORMATION OTHER THAN THE FINANCIAL STATEMENTS AND AUDITORS' REPORT THEREON

The Company's Board of Directors is responsible for the other information. The other information comprises the information included in the Annual Report, but does not include the Standalone Financial Statements and our auditors' report thereon.

Our opinion on the Standalone Financial Statements does not cover the other information and we do not express any form of assurance conclusion thereon.

In connection with our audit of the Standalone Financial Statements, our responsibility is to read the other information and, in doing so, consider whether such other information is materially inconsistent with the financial statements or our knowledge obtained in the audit or otherwise appears to be materially misstated. If, based on the work we have performed, we conclude that there is a material misstatement of this other information, we are required to report that fact. We have nothing to report in this regard.

RESPONSIBILITIES OF MANAGEMENT FOR THE STANDALONE FINANCIAL STATEMENTS

The Company's Board of Directors is responsible for the matters stated in Section 134(5) of the Act with respect to the preparation of these Standalone Financial Statements that give a true and fair view of the financial position, financial performance including other comprehensive income, cash flows and changes in equity of the Company in accordance with the accounting principles generally accepted in India, including the Indian Accounting Standards (Ind AS) specified under Section 133 of the Act read with the Companies (Indian Accounting Standards) Rules, 2015, as amended. This responsibility also includes maintenance of adequate accounting records in accordance with the provisions of the Act for safeguarding of the assets of the Company

and for preventing and detecting frauds and other irregularities; selection and application of appropriate accounting policies; making judgements and estimates that are reasonable and prudent; and the design, implementation and maintenance of adequate internal financial controls, that were operating effectively for ensuring the accuracy and completeness of the accounting records, relevant to the preparation and presentation of the Standalone Financial Statements that give a true and fair view and are free from material misstatement, whether due to fraud or error.

In preparing the Standalone Financial Statements, management and Board of Directors are responsible for assessing the Company's ability to continue as a going concern, disclosing, as applicable, matters related to going concern and using the going concern basis of accounting unless management either intends to liquidate the Company or to cease operations, or has no realistic alternative but to do so.

Those Board of Directors are also responsible for overseeing the Company's financial reporting process

AUDITORS' RESPONSIBILITIES FOR THE AUDIT OF THE STANDALONE FINANCIAL STATEMENTS

Our objectives are to obtain reasonable assurance about whether the Standalone Financial Statements as a whole are free from material misstatement, whether due to fraud or error, and to issue an auditors' report that includes our opinion. Reasonable assurance is a high level of assurance, but is not a guarantee that an audit conducted in accordance with SAs will always detect a material misstatement when it exists. Misstatements can arise from fraud or error and are considered material if, individually or in the aggregate, they could reasonably be expected to influence the economic decisions of users taken on the basis of these Standalone Financial statements.

As part of an audit in accordance with SAs, we exercise professional judgement and maintain professional scepticism throughout the audit. We also:

- Identify and assess the risks of material misstatement of the Standalone Financial Statements, whether due to fraud or error, design and perform audit procedures responsive to those risks, and obtain audit evidence that is sufficient and appropriate to provide a basis for our opinion. The risk of not detecting a material misstatement resulting from fraud is higher than for one resulting from error, as fraud may involve collusion, forgery, intentional omissions, misrepresentations, or the override of internal control.

- Obtain an understanding of internal financial control relevant to the audit in order to design audit procedures that are appropriate in the circumstances. Under Section 143(3)(i) of the Act, we are also responsible for expressing our opinion on whether the Company has adequate internal financial controls with reference to financial statements in place and the operating effectiveness of such controls.

- Evaluate the appropriateness of accounting policies used and the reasonableness of accounting estimates and related disclosures made by management.

- Conclude on the appropriateness of management's use of the going concern basis of accounting and, based on the audit evidence obtained, whether a material uncertainty exists related to events or conditions that may cast significant doubt on the Company's ability to continue as a going concern. If we conclude that a material uncertainty exists, we are required to draw attention in our auditors' report to the related disclosures in the financial statements or, if such disclosures are inadequate, to modify our opinion. Our conclusions are based on the audit evidence obtained up to the date of our auditors' report. However, future events or conditions may cause the Company to cease to continue as a going concern.

- Evaluate the overall presentation, structure and content of the Standalone Financial Statements, including the disclosures, and whether the Standalone Financial Statements represent the underlying transactions and events in a manner that achieves fair presentation.

Materiality is the magnitude of misstatements in the standalone financial statements that, individually or in aggregate, makes it probable that the economic decisions of a reasonably knowledgeable user of the standalone financial statements may be influenced. We consider quantitative materiality and qualitative factors in (i) planning the scope of our audit work and in evaluating the results of our work; and (ii) to evaluate the effect of any identified misstatements in the standalone financial statements.

We communicate with those charged with governance regarding, among other matters, the planned scope and timing of the audit and significant audit findings, including any significant deficiencies in internal control that we identify during our audit.

We also provide those charged with governance with a statement that we have complied with relevant ethical requirements regarding independence, and to communicate with them all relationships and other matters that may reasonably be thought to bear on our independence, and where applicable, related safeguards.
From the matters communicated with those charged with governance, we determine those matters that were of most significance in the audit of the standalone financial statements of the current period and are therefore the key audit matters. We describe these matters in our auditor's report unless law or regulation precludes public disclosure about the matter or when, in extremely rare circumstances, we determine that a matter should not be communicated in our report because the adverse consequences of doing so would reasonably be expected to outweigh the public interest benefits of such communication.

REPORT ON OTHER LEGAL AND REGULATORY REQUIREMENTS

1. As required by the Companies (Auditor's Report) Order, 2020 ("the Order"), issued by the Central Government of India in terms of sub-section (11) of Section 143 of the Act, we give in the "**Annexure 1**" a statement on the matters specified in paragraphs 3 and 4 of the Order.

2. As required by Section 143(3) of the Act, we report that:

(a) We have sought and obtained all the information and explanations which to the best of our knowledge and belief were necessary for the purposes of our audit;

(b) In our opinion, proper books of account as required by law have been kept by the Company so far as it appears from our examination of those books;

(c) The Balance Sheet, the Statement of Profit and Loss including the Statement of Other Comprehensive Income, the Cash Flow Statement and Statement of Changes in Equity dealt with by this Report are in agreement with the books of account;

(d) In our opinion, the aforesaid Standalone Financial Statements comply with the Accounting Standards specified under Section 133 of the Act, read with Companies (Indian Accounting Standards) Rules, 2015, as amended;

(e) On the basis of the written representations received from the directors as on March 31, 2026 taken on record by the Board of Directors, none of the directors is disqualified as on March 31, 2026 from being appointed as a director in terms of Section 164 (2) of the Act;

(f) With respect to the adequacy of the internal financial controls over financial reporting of the Company with reference to these Standalone Financial Statements and the operating effectiveness of such controls, refer to our separate Report in "**Annexure 2**" to this report. Our report expresses an unmodified opinion on the adequacy and operating effectiveness of the Company's internal financial controls over financial reporting.

(g) In our opinion and to the best of our information and according to the explanations given to us, the Company has not paid any remuneration to its directors during the year.

(h) With respect to the other matters to be included in the Auditors' Report in accordance with Rule 11 of the Companies (Audit and Auditors) Rules, 2014, as amended in our opinion and to the best of our information and according to the explanations given to us:

i. The Company has disclosed the possible impact of pending litigations on its financial position in its Standalone Financial Statements;

ii. The Company do not have any long-term contracts including derivative contracts for which there were any material foreseeable losses;

iii. The Company do not have any dues on account of Investor Education and Protection Fund.

iv. (a) The Management has represented that, to the best of its knowledge and belief, , during the year no funds (which are material either individually or in the aggregate) have been advanced or loaned or invested (either from borrowed funds or share premium or any other sources or kind of funds) by the Company to or in any other person or entity, including foreign entity ("Intermediaries"), with the understanding, whether recorded in writing or otherwise, that the Intermediary shall, whether, directly or indirectly lend or invest in other persons or entities identified in any manner whatsoever by or on behalf of the Company ("Ultimate Beneficiaries") or provide any guarantee, security or the like on behalf of the Ultimate Beneficiaries;

(b) The Management has represented, that, to the best of its knowledge and belief, no funds (which are material either individually or in the aggregate) have been received by the Company from any person or entity, including foreign entity ("Funding Parties"), with the understanding, whether recorded in writing or otherwise, that the Company shall, whether, directly or indirectly, lend or invest in other persons or entities identified in any manner whatsoever by or on behalf of the Funding Party ("Ultimate Beneficiaries") or provide any guarantee, security or the like on behalf of the Ultimate Beneficiaries;

(c) Based on the audit procedures that have been considered reasonable and appropriate in the circumstances, nothing has come to our notice that has caused us to believe that the representations under sub-clause (i) and (ii) of Rule 11(e), as provided under (a) and (b) above, contain any material misstatement.

v. The Company has not declared or paid any dividend during the year.

vi. As per on our examination which included test checks, the Company has used accounting software for maintaining its books of account for the financial year ended March 31, 2026 which has a feature of recording audit trail (edit log) facility and the same has been operated throughout the year for all relevant transactions recorded in the respective software. Further, during the course of our audit ,we did not come across any instance of the audit trail feature being tampered with and the audit trail has been preserved by the Company as per the statutory requirements for record retention.

For **NGC & Associates LLP**
Chartered Accountants
FRN:- 033401N/N500351

Sd/-
Parduman Biji
Partner
M. No:- 095023
UDIN:- 26095023ZJKCIJ1764

New Delhi
Date:- 30/05/2026

ANNEXURE 1

TO THE INDEPENDENT AUDITORS' REPORT OF EVEN DATE ON THE STANDALONE FINANCIAL STATEMENTS OF SINDHU TRADE LINKS LIMITED

The Annexure referred to in the Independent Auditor's Report to the members of the Company on the Financial Statements for the year ended 31st March 2026, We report that:

1. (a) A. The Company has maintained proper records showing full particulars, including quantitative details and situation of Property, Plant and Equipment and relevant details of right-of-use assets.

   B. The Company do not have any intangible assets.

   (b) The Company has a program of physical verification of Property, Plant and Equipment and right-of-use assets so to cover all the assets once every three years which, in our opinion, is reasonable having regard to the size of the Company and the nature of its assets. Pursuant to the program, certain property, Plant and Equipment were due for verification during the year and were physically verified by the Management during the year. According to the information and explanations given to us, no material discrepancies were noticed on such verification

   (c) According to the information and explanations given to us and on the basis our examination of the records of the Company, the title deeds of all the immovable properties (other than properties where the Company is the lessee and the lease agreements are duly executed in favour of the lessee), as disclosed in the standalone financial statements, are held in the name of the Company, except for following:-

(Amount in Lakhs)

S. No	Particulars	Amount	Remarks
1	Vill Tifra Distt Bilaspur(Chhattisgarh)	10.41	The Property is in the name of Sindhu Holdings Limited, which was merged with the Company in the year 2011
2	Vill Dhatura Tehsil Pali Distt Korba(Chhattisgarh)	0.90	
3	Plot No 66/1 Industrial Area Richai Jabalpur(Madhya Pardesh)	15.65	
4	Plot No 160-H Industrial Area Govindpura Bhopal(Madhya Pardesh)	25.04	
5	Vill Tifra Distt Bilaspur(Chhattisgarh)	16.49	The Property is in the name of Uttranchal Finance Limited, which was merged with the Company in the year 2011

   (d) The Company has not revalued its Property, Plant and Equipment (including Right-of-use assets) during the year. Accordingly, the reporting under Clause 3(i)(d) of the Order is not applicable to the Company.

   (e) Based on the information and explanations furnished to us, no proceedings have been initiated on or are pending against the Company for holding benami property under the Prohibition of Benami Property Transactions Act, 1988 (as amended in 2016) (formerly the Benami Transactions (Prohibition) Act, 1988) and Rules made thereunder, and therefore the question of our commenting on

whether the Company has appropriately disclosed the details in its standalone financial statements does not arise.

2. (a) The physical verification of inventory has been conducted at reasonable intervals by the Management and, in our opinion, the coverage and procedures of such verification by Management is appropriate. The discrepancies noticed on physical verification of inventory as compared to book records were not 10% or more in aggregate for each class of inventory.

   (b) The Company has been sanctioned working capital limits in excess of INR 5 crores, in aggregate, from banks on the basis of security of current assets. The Company has filed quarterly returns or statements with such banks, which are in agreement with the books of account, except for few differences on account of Provisions and unbilled revenue.

3. (a) The Company has, during the year, made investments, granted unsecured loans but has not provided security and gurantees, to companies, firms, Limited Liability Partnerships or any other parties. The aggregate amount during the year, and balance outstanding at the balance sheet date with respect to such loans, guarantees and securities to subsidiaries, joint ventures and associates and to parties other than subsidiaries, joint ventures and associates are as per the table given below:-

Particulars	**Guarantees (Rs. lakhs)**	**Loans (Rs. lakhs)**	**Investments (Rs. Lakhs)**
Aggregate amount granted/ provided during the year			
Subsidiaries	-	-	-
Joint Ventures	-	-	-
Associates	-	2,175.00	0.26
Others	-	2,691.70	-
Balance outstanding (gross) as at balance sheet date in respect of the above cases			
Subsidiaries	66,255.00	12,322.05	70,779.46
Joint Ventures	-	-	1,460.70
Associates	-	2,979.64	1,052.24
Others	-	1,213.05	15,775.75

   (b) In respect of the aforesaid investments, guarantees, and loans, the terms and conditions under which such investments were made, guarantees provided, securities provided and loans were granted are not prejudicial to the Company's interest, based on the information and explanations provided by the Company.

   (c) The borrowers have been regular in the repayment of the principal and payment of interest on loans where so stipulated unless the arrangement does not contain any such schedule for repayment of principal/interest.

   (d) There are no overdue amounts in respect of the loans granted to companies.

   (e) According to the information & explanation provided by the Company, there are no overdue amounts in respect of the loans granted to companies. Accordingly, the reporting under Clause 3(iii)(e) of the Order is not applicable to the Company.

   (f) According to the information & explanation given to us, the Company has not granted any loans or advances in loans either repayable on demand or without specifying any terms or period of repayment.

4. In our opinion and according to the information and explanations given to us, the Company has complied with the provisions of Section 185 and 186 of the Act, with respect to the loans, investments, guarantees, and security made, as applicable.

5. According to the information and explanations given to us, the Company has not accepted any deposits from the public within the meaning of the directions issued by Reserve Bank of India (RBI) and the provisions of Sections 73 to 76 or any other relevant provisions of the Act and rules framed thereunder.

6. According to the information and explanations given to us, the Company is not required to maintain the cost records under sub section (1) of Section 148 of the Companies Act, 2013. Accordingly, paragraph 3(vi) of the Order is not applicable to the Company.

7. (a) The Company is generally regular in depositing with appropriate authorities undisputed statutory dues including Provident fund, Employees' State Insurance, Income-tax, Sales-tax, Goods and Services tax, Duty of Custom, Duty of Excise, Value Added Tax, Cess and Other Statutory Dues applicable to it. However, there were few delays in depositing the taxes due, which were later deposited along with penal/ compensatory interest.

   According to the information and explanations provided to us, no undisputed amounts payable in respect of Provident fund, Employees' State Insurance, Income-tax, Sales Tax, Goods and Service tax, Duty of custom, Duty of excise, Value added tax, Cess and Other Statutory Dues were outstanding, at the year end, for a period of more than six months from the date they became payable.

   (b) According to the information and explanations given to us, there are no dues of Income Tax, Sales Tax, Value Added Tax, Service Tax, Duty of Customs, Duty of Excise, Goods and Service Tax and Cess which have not been deposited with the appropriate authorities on account of any dispute except the following:-

Name of the Statute	**Nature of Dues**	**PERIOD (A.Y.)**	**Amount involved (Rs. in Lakh)**	**Forum where dispute is pending**
Central Goods and Service Tax Act, 2017	Goods and Service Tax	2017-18, 2018-19	193.18	Commissioner, GST
Customs Act, 1962	Custom Duty	2015-16	987.32	Principal Commissioner, Vishakhapatnam
Central Goods and Service Tax Act, 2017	Goods and Service Tax (including penalty)	2017-18, 2018-19	959.20	Appellate Tribunal, GST & Central Excise, Bhubaneswar
Central Goods and Service Tax Act, 2017 (Service Tax Act, 1994)	Service tax, excise (including penalty)	2012-13 to 2016-17	1,632.58	Customs, Excise & Service Tax Appellate Tribunal
Central Goods and Service Tax Act, 2017	Goods and Service Tax (including penalty)	2021-22	18.10	Commissioner, GST

8. There were no transactions relating to previously unrecorded income that have been surrendered or disclosed as income during the year in the tax assessments under the Income Tax Act, 1961 (43 of 1961).

9. (a) The Company has defaulted in repayment of loans to banks and NBFC's during the year. The details for same are as below:-

Nature of borrowings, including debt securities	Name of lenders	Amount not paid on due date	Whether principal or interest		No. of days delay or unpaid	Remarks, if any
			Principal	Interest		
Vehicle Finance	Tata Capital Finance Limited	4,84,173	4,79,965	4,208	5	-
Vehicle Finance	Tata Motors Finance Limited	4,84,173	4,51,502	32,671	1	-
Vehicle Finance	Tata Motors Finance Limited	4,84,173	4,59,462	24,711	1	-
Vehicle Finance	Tata Motors Finance Limited	4,84,173	4,63,490	20,683	1	-
Vehicle Finance	Tata Motors Finance Limited	26,52,760	25,86,561	66,199	3	-
GECL	HDFC Bank Limited	30,84,096	28,38,776	2,45,320	1	-
GECL	HDFC Bank Limited	29,05,681	28,38,776	66,905	2	-
GECL	HDFC Bank Limited	28,79,063	28,38,776	40,287	1	-

(b) According to the information and explanations given to us and on the basis of our audit procedures, we report that the Company has not been declared Wilful Defaulter by any bank or financial institution or government or any government authority.

(c) In our opinion, and according to the information and explanations given to us, during the year, the term loans have been applied, on an overall basis, for the purposes for which they were obtained.

(d) In our opinion, and according to the information and explanations given to us, during the year, the funds raised on short term basis have not been utilised for long term purposes.

(e) According to the information and explanations given to us and on an overall examination of the standalone financial statements of the Company, we report that the Company has not taken any funds from any entity or person on account of or to meet the obligations of its subsidiaries, associates, or joint ventures.

(f) According to the information and explanations given to us and procedures performed by us, we report that the company has not raised loans during the year against the pledge of securities held in its subsidiaries, joint ventures or associate companies.

10. (a) According to the information and explanations given to us, the Company did not raise any money by way of initial public offer or further public offer (including debt instruments). Accordingly, the reporting under paragraph 3(x)(a) of the Order is not applicable to the Company.

(b) According to the information and explanations given to us, the Company has not made any preferential allotment or private placement of shares or fully or partially or optionally convertible debentures during the year. Accordingly, the reporting under paragraph 3(x)(b) of the Order is not applicable to the Company.

11. (a) During the course of our examination of the books and records of the Company, carried out in accordance with the generally accepted auditing practices in India, and according to the information and explanations given to us, we have neither come across any instance of material fraud by the Company or on the Company, noticed or reported during the year, nor have we been informed of any such case by the Management.

    (b) According to the information and explanations given to us, a report under Section 143(12) of the Act, in Form ADT-4, as prescribed under rule 13 of Companies (Audit and Auditors) Rules, 2014 was not required to be filed with the Central Government. Accordingly, the reporting under Clause 3(xi)(b) of the Order is not applicable to the Company.

    (c) As represented to us by the Management, no whistle blower complaints have been received by the Company during the year.

12. As the Company is not a Nidhi Company and the Nidhi Rules, 2014 are not applicable to it, the reporting under Clause 3(xii) of the Order is not applicable to the Company.

13. In our opinion and according to the information and explanations given to us, the Company has entered into transactions with related parties in compliance with the provisions of Sections 177 and 188 of the Act. The details of such related party transactions have been disclosed in the standalone financial statements as required under Indian Accounting Standard 24 "Related Party Disclosures" specified under Section 133 of the Act.

14. (a) In our opinion and according to the information and explanation given to us, the Company has an internal audit system commensurate with the size and nature of its business.

    (b) The reports of the Internal Auditor for the period under audit have been considered by us.

15. The Company has not entered into any non-cash transactions with its directors or persons connected with him. Accordingly, the reporting on compliance with the provisions of Section 192 of the Act under Clause 3(xv) of the Order is not applicable to the Company.

16. (a) According to the information and explanations given to us, the Company is not required to be registered under Section 45-IA of the Reserve Bank of India Act, 1934. Accordingly, the reporting under Clause 3(xvi)(a) of the Order is not applicable to the Company.

    (b) The Company has not conducted non-banking financial / housing finance activities during the year. Accordingly, the reporting under Clause 3(xvi)(b) of the Order is not applicable to the Company.

    (c) The Company is not a Core Investment Company (CIC) as defined in the regulations made by the Reserve Bank of India. Accordingly, the reporting under Clause 3(xvi)(c) of the Order is not applicable to the Company.

    (d) Based on the information and explanations provided by the management of the Company, the Group has Two CICs as part of the Group. We have not, however, separately evaluated whether the information provided by the management is accurate and complete.

17. The Company has neither incurred any cash losses in the financial year nor in the immediately preceding financial year.

18. There has been no resignation of the statutory auditors during the year and accordingly the reporting under Clause 3(xviii) of the Order is not applicable to the Company.

19. According to the information and explanations given to us and on the basis of the financial ratios (also refer Notes to the standalone financial statements), ageing and expected dates of realisation of financial assets and payment of financial liabilities, other information accompanying the standalone financial statements, our knowledge of the Board of Directors and management plans and based on our examination of the evidence supporting the assumptions, nothing has come to our attention, which causes us to believe that any material uncertainty exists as on the date of the audit report that the Company is not capable of meeting its liabilities existing at the date of balance sheet as and when they fall due within a period of one year from the balance sheet date. We, however, state that this is not an assurance as to the future viability of the Company. We further state that our reporting is based on the facts up to the date of the audit report and we neither give any guarantee nor any assurance that all liabilities falling due within a period of one year from the balance sheet date, will get discharged by the Company as and when they fall due.

20. There are no unspent amounts towards Corporate Social Responsibility (CSR). Accordingly, reporting under clause 3(xx)(a) of the Order is not applicable for the year.

For **NGC & Associates LLP**
Chartered Accountants
FRN:- 033401N/N500351

Sd/-
Parduman Biji
Partner
M. No:- 095023
UDIN:- 26095023ZJKCIJ1764

New Delhi
Date:- 30/05/2026

ANNEXURE 2

TO THE INDEPENDENT AUDITORS' REPORT OF EVEN DATE ON THE STANDALONE FINANCIAL STATEMENTS OF SINDHU TRADE LINKS LIMITED

REPORT ON THE INTERNAL FINANCIAL CONTROLS UNDER CLAUSE (i) OF SUB-SECTION 3 OF SECTION 143 OF THE COMPANIES ACT, 2013 ("THE ACT")

We have audited the internal financial controls over financial reporting of Sindhu Trade Links Limited ("the Company") as of March 31, 2026 in conjunction with our audit of the Standalone Financial Statements of the Company for the year ended on that date.

MANAGEMENT'S RESPONSIBILITY FOR INTERNALFINANCIAL CONTROLS

The Company's Management is responsible for establishing and maintaining internal financial controls based on the internal control over financial reporting criteria established by the Company considering the essential components of internal control stated in the Guidance Note on Audit of Internal Financial Controls Over Financial Reporting (the "Guidance Note") issued by the Institute of Chartered Accountants of India. These responsibilities include the design, implementation and maintenance of adequate internal financial controls that were operating effectively for ensuring the orderly and efficient conduct of its business, including adherence to the Company's policies, the safeguarding of its assets, the prevention and detection of frauds and errors, the accuracy and completeness of the accounting records, and the timely preparation of reliable financial information, as required under the Act.

AUDITORS' RESPONSIBILITY

Our responsibility is to express an opinion on the Company's internal financial controls over financial reporting with reference to these Standalone Financial Statements based on our audit. We conducted our audit in accordance with the Guidance Note and the Standards on Auditing as specified under Section 143(10) of the Act, to the extent applicable to an audit of internal financial controls and, both issued by the Institute of Chartered Accountants of India. Those Standards and the Guidance Note require that we comply with ethical requirements and plan and perform the audit to obtain reasonable assurance about whether adequate internal financial controls over financial reporting with reference to these Standalone Financial Statements was established and maintained and if such controls operated effectively in all material respects.

Our audit involves performing procedures to obtain audit evidence about the adequacy of the internal financial controls over financial reporting with reference to these Standalone Financial Statements and their operating effectiveness. Our audit of internal financial controls over financial reporting included obtaining an understanding of internal financial controls over financial reporting with reference to these Standalone Financial Statements, assessing the risk that a material weakness exists, and testing and evaluating the design and operating effectiveness of internal control based on the assessed risk. The procedures selected depend on the auditors' judgement, including the assessment of the risks of material misstatement of the financial statements, whether due to fraud or error.

We believe that the audit evidence we have obtained is sufficient and appropriate to provide a basis for our audit opinion on the internal financial controls over financial reporting with reference to these Standalone Financial Statements.

MEANING OF INTERNAL FINANCIAL CONTROLS OVER FINANCIAL REPORTING WITH REFERENCE TO THESE STANDALONE FINANCIAL STATEMENTS

A company's internal financial control over financial reporting with reference to these Standalone Financial Statements is a process designed to provide reasonable assurance regarding the reliability of financial reporting and the preparation of financial statements for external purposes in accordance with generally accepted accounting principles. A company's internal financial control over financial reporting with reference to these Standalone Financial Statements includes those policies and procedures that (1) pertain to the maintenance of

records that, in reasonable detail, accurately and fairly reflect the transactions and dispositions of the assets of the Company; (2) provide reasonable assurance that transactions are recorded as necessary to permit preparation of financial statements in accordance with generally accepted accounting principles, and that receipts and expenditures of the Company are being made only in accordance with authorisations of management and directors of the Company; and (3) provide reasonable assurance regarding prevention or timely detection of unauthorised acquisition, use, or disposition of the Company's assets that could have a material effect on the financial statements.

INHERENT LIMITATIONS OF INTERNAL FINANCIAL CONTROLS OVER FINANCIAL REPORTING WITH REFERENCE TO THESE STANDALONE FINANCIAL STATEMENTS

Because of the inherent limitations of internal financial controls over financial reporting with reference to these Standalone Financial Statements, including the possibility of collusion or improper management override of controls, material misstatements due to error or fraud may occur and not be detected. Also, projections of any evaluation of the internal financial controls over financial reporting with reference to these Standalone Financial Statements to future periods are subject to the risk that the internal financial control over financial reporting with reference to these Standalone Financial Statements may become inadequate because of changes in conditions, or that the degree of compliance with the policies or procedures may deteriorate.

OPINION

In our opinion and to the best of our information and according to the explanation given to us, the Company has, in all material respects, adequate internal financial controls system over financial reporting with reference to these Standalone Financial Statements and such internal financial controls over financial reporting with reference to these Standalone Financial Statements were operating effectively as at March 31, 2026, based on the criteria for internal financial control over financial reporting established by the Company considering the essential components of internal control stated in the Guidance Note on Audit of Internal Financial Controls Over Financial Reporting issued by the Institute of Chartered Accountants of India.

For **NGC & Associates LLP**
Chartered Accountants
FRN:- 033401N/N500351

Sd/-
Parduman Biji
Partner
M. No:- 095023
UDIN:- 26095023ZJKCIJ1764

New Delhi
Date:- 30/05/2026

Sindhu Trade Links Limited
Standalone Financial Statements
Balance Sheet as at 31st March 2026

(in Rs. lakhs)

Particulars	Note	As at 31st March 2026	As at 31st March 2025
ASSETS			
(1) Non-current assets			
(a) Property, plant and equipment	3	3,234.89	3,791.59
(b) Capital work in progress	3	123.72	-
(c) Right to use	3	525.57	49.07
(d) Investment property	4	585.42	598.13
(e) Financial assets			
Investment	5	89,064.92	89,805.48
Loans	6	12,322.05	11,091.23
Other financial assets	7	489.17	200.59
(f) Deferred tax assets (Net)	8	-	-
(g) Other non current assets	9	179.25	130.27
Total non-current assets		**1,06,524.99**	**1,05,666.36**
(2) Current assets			
(a) Inventories	10	626.76	355.13
(b) Financial assets			
Trade receivables	11	28,889.46	30,757.35
Cash and cash equivalents	12	128.17	159.11
Other balances with banks	13	3,586.97	-
Loans	14	4,190.99	654.30
Investments	15	4.54	6.22
Other financial assets	16	970.26	687.50
(c) Other current assets	17	2,589.79	2,766.28
Total current assets		**40,986.94**	**35,385.89**
TOTAL ASSETS		**1,47,511.93**	**1,41,052.25**
EQUITY AND LIABILITIES			
(1) Equity			
(a) Equity share capital	18	15,419.29	15,419.29
(b) Other equity	19	79,184.73	76,434.14
Total equity		**94,604.02**	**91,853.43**
(2) Non-current liabilities			
(a) Financial liabilities			
Borrowings	20	37,889.00	31,001.28
Lease liability		321.43	14.89
(b) Provisions	21	415.52	434.38
(c) Other non current liabilities	22	2,051.10	2,054.81
(d) Deferred tax liabilities (Net)	23	2,400.11	2,532.04
Total non current liabilities		**43,077.16**	**36,037.40**
(3) Current liabilities			
(a) Financial liabilities			
Borrowings	24	1,466.09	2,147.69
Lease liability		219.89	38.41
Trade payable			
Total Outstanding dues of micro & small enterprise	25	741.89	733.80
Total Outstanding dues of creditors other than micro & small	25	1,249.56	3,298.63
Other financial liabilities	26	4,862.09	5,785.64
(b) Other current liabilities	27	243.25	183.55
(c) Provisions	28	1,047.98	973.70
Total current liabilities		**9,830.75**	**13,161.42**
TOTAL EQUITY AND LIABILITIES		**1,47,511.93**	**1,41,052.25**

Company Information and Significant Accounting Policies 1&2

As per our report of even date attached
For NGC and Associates LLP
Chartered Accountants
FRN: 033401N/N500351

For and on behalf of the Board of Directors

Saurabh Sindhu
Director
DIN: 02291158

Rudra Sen Sindhu
Director
DIN : 00006999

Parduman Biji
Partner
Membership No. 095023
Place: New Delhi
Date: 30th May 2026

Vikas Hooda
Chief Financial Officer
PAN : AATPH4946B

Suchi Gupta
Company Secretary
M. No. : 26066

Sindhu Trade Links Limited
Standalone Financial Statements
Statement of Profit and Loss for year ended on 31st March 2026

(in Rs. lakhs)

	Particulars	Note	For the year ended 31st March 2026	For the year ended 31st March 2025
I	**Income**			
	Revenue from operation	29	42,374.96	48,550.57
	Other income	30	2,011.57	2,260.06
	Total Income		**44,386.53**	**50,810.63**
II	**Expenses**			
	Cost of material and services consumed	31	29,047.83	31,427.53
	Purchases of stock-in-trade	32	2,858.93	2,657.32
	Changes in inventories of stock-in-trade & finished goods	33	(48.70)	(105.99)
	Employee benefit expenses	34	2,890.49	3,079.80
	Impairment on financial instruments		-	(333.58)
	Finance cost	35	3,703.48	3,901.70
	Depreciation & Amortization	36	1,024.53	880.57
	Other expenses	37	1,591.41	4,687.98
	Total Expenses		**41,067.97**	**46,195.33**
III	**Profit/(loss) before exceptional items and tax (I-II)**		**3,318.56**	**4,615.30**
	Exceptional items		-	-
IV	**Profit/(Loss) before tax**		**3,318.56**	**4,615.30**
V	**Tax expense:**	38		
	-Current tax		959.22	905.71
	-Deferred tax charge/(credit)		(230.53)	(50.15)
	-Income tax for earlier years		132.46	(89.96)
			861.15	**765.60**
VI	**Profit/ (Loss) for the year (IV-V)**		**2,457.41**	**3,849.70**
VII	**Other comprehensive income/(loss)**			
	Items that will not be reclassified subsequently to profit or loss			
	- Net actuarial gains/(losses) on defined benefit plans		106.07	37.68
	- Change in fair value of equity instruments through OCI		285.71	626.04
	-Income tax relating to above item		(98.60)	(135.80)
			293.18	**527.92**
VIII	**Total comprehensive income/(loss) for the year (VI+VII)**		**2,750.59**	**4,377.62**
	Earning per equity share (Face value of Re. 1 each)(Prevoius Year Rs 1 each)	39		
	(1) Basic		0.16	0.25
	(2) Diluted		0.16	0.25

Company Information and Significant Accounting Policies 1&2

As per our report of even date attached
For NGC and Associates LLP
Chartered Accountants
FRN: 033401N/N500351

For and on behalf of the Board of Directors

Saurabh Sindhu
Director
DIN: 02291158

Rudra Sen Sindhu
Director
DIN : 00006999

Parduman Biji
Partner
Membership No. 095023

Place: New Delhi
Date: 30th May 2026

Vikas Hooda
Chief Financial Officer
PAN : AATPH4946B

Suchi Gupta
Company Secretary
M. No. : 26066

Sindhu Trade Links Limited
Standalone Financial Statements
Cash Flow Statement for the year ended 31st March 2026

(in Rs. lakhs)

Particulars	For the year ended 31st March 2026	For the year ended 31st March 2025
Cash flow from Operating Activities		
Net Profit Before Tax as per Statement of Profit and Loss	3,318.56	4,615.30
Adjustment for :		
Depreciation and amortisation	1,024.53	880.57
Finance cost	3,703.48	3,901.70
Provision for gratuity	107.99	124.14
Sundry balances written off	(285.84)	3,258.91
Impairment Allowance	-	(333.58)
Loss/(Profit) on sale of asset/investments	176.94	(486.11)
Foreign exchange (gain)/loss	(1,211.97)	(1,151.86)
Loss/(Profit) from joint venture	0.06	(0.08)
Revaluation of investments	1.69	(0.19)
Lease liability adjustment	(144.95)	(47.19)
Operating profit/(loss) before working capital changes	**6,690.49**	**10,761.61**
Adjustment for :		
(Decrease) in other financial liabilities	(637.71)	(3,071.03)
Increase/(Decrease) in other liabilities	59.70	(45.41)
(Decrease) in trade payables	(2,040.97)	(669.47)
(Increase)/Decrease in other assets	(1,066.78)	1,133.35
(Increase) in inventories	(271.63)	(27.34)
Decrease/(Increase) in trade receivables	1,867.90	(1,593.00)
(Increase)/Decrease in other current financial assets	(282.76)	2,243.34
Cash Generated from operations	**4,318.24**	**8,732.05**
Taxes paid (net)	(132.46)	89.96
Net cash flow from/(used in) operating activities	**4,185.78**	**8,822.01**
Cash Flow from Investing Activities		
Payments for property, plant and equipment / capital work-in-progress	(479.65)	(1,061.07)
Proceeds from sale of property, plant and equipment	34.97	605.96
Proceeds from sale of Investments	871.81	-
Purchase of Investments	(0.26)	(378.24)
Loans & advances given	(3,555.55)	(1,558.27)
Proceeds/ (made) bank deposits & other deposits	(3,586.97)	157.55
Net cash flow from/(used in) investing activities	**(6,715.65)**	**(2,234.07)**
Cash Flow from Financing Activities		
Net repayment of long-term and short-term borrowings	6,206.12	(2,426.56)
Repayment of security deposits & advance received	(3.71)	(571.90)
Finance cost paid	(3,703.48)	(3,901.70)
Net cash flow from/(used in) financing activities	**2,498.93**	**(6,900.16)**
Net increase/ (decrease) in cash and cash equivalents	**(30.94)**	**(312.23)**
Cash and cash equivalents as at the beginning of the year	159.11	471.33
Cash and cash equivalents as at the end of the year	**128.17**	**159.11**

Company Information and Significant Accounting Policies 1&2

As per our report of even date attached
For NGC and Associates LLP
Chartered Accountants
FRN: 033401N/N500351

For and on behalf of the Board of Directors

Saurabh Sindhu
Director
DIN: 02291158

Rudra Sen Sindhu
Director
DIN : 00006999

Parduman Biji
Partner
Membership No. 095023
Place: New Delhi
Date: 30th May 2026

Vikas Hooda
Chief Financial Officer
PAN : AATPH4946B

Suchi Gupta
Company Secretary
M. No. : 26066

Sindhu Trade Links Limited
Standalone Financial Statements
Statement of Changes in Equity for the year ended 31 March 2026

(in Rs. lakhs)

a. Equity share capital	
Balance as at 01 April 2024	**5,139.76**
Changes in equity share capital due to prior period error	-
Changes in equity share capital during the year 2024-25	-
Balance as at 31 March 2025	**5,139.76**
Changes in equity share capital due to prior period error	-
Changes in equity share capital during the year 2025-26	-
Balance as at 31 March 2026	**5,139.76**

b. Other equity

Particulars	**Other equity (refer Note 19)**					**Items of other comprehensive income/(loss)**		**Total**
	Securities premium	**Capital reserve**	**Capital redemption reserve**	**General reserve**	**Retained earnings**	**Remeasurement of defined benefit**	**Fair value of equity instruments**	
As at 31st March 2025								
Balance as at 01 April 2024	-	76.47	12.00	-	63,299.21	1,050.49	7,618.35	72,056.52
Profit/(loss) for the year	-	-	-	-	3,849.70	-	-	3,849.70
Other comprehensive income/(loss) (net of tax)	-	-	-	-	-	59.44	468.48	527.92
Total income/(loss) for the year	**-**	**-**	**-**	**-**	**3,849.70**	**59.44**	**468.48**	**4,377.62**
Balance as at 31 March 2025	**-**	**76.47**	**12.00**	**-**	**67,148.91**	**1,109.93**	**8,086.83**	**76,434.14**
As at 31st March 2026								
Balance as at 01 April 2025	-	76.47	12.00	-	67,148.91	1,109.93	8,086.83	76,434.14
Profit/(loss) for the year	-	-	-	-	2,457.41	-	-	2,457.41
Other comprehensive income/(loss) (net of tax)	-	-	-	-	-	79.38	213.80	293.18
Total income/(loss) for the year	**-**	**-**	**-**	**-**	**2,457.41**	**79.38**	**213.80**	**2,750.59**
Balance as at 31 March 2026	**-**	**76.47**	**12.00**	**-**	**69,606.32**	**1,189.31**	**8,300.63**	**79,184.73**

Securities Premium
Securities Premium is created due to premium on issue of shares. The reserve will be utilised in accordance with the provisions of Section 52 of the Companies Act, 2013.

Capital Reserve
Capital Reserve will be utilised in accordance with the provisions of the Companies Act, 2013.

Capital Redemption Reserve
As per Companies Act, 2013, capital redemption reserve is created when company purchases its own shares out of free reserves or securities premium. A sum equal to the nominal value of the shares so purchased is transferred to capital redemption reserve. The reserve will be utilized in accordance with the provisions of Section 69 of the Companies Act, 2013.

General Reserve
The general reserve is a free reserve which is used from time to time to transfer profits from retained earnings for appropriation purposes. As the general reserve is created by a transfer from one component of equity to another and is not an item of other comprehensive income, items included in the general reserve will not be reclassified subsequently to statement of profit and loss.

Retained Earnings
Retained earnings represent the amount of accumulated earnings of the company.

Other Components of Equity
Other Components of Equity consists of remeasurement of net defined benefit liability/ asset, equity instruments fair valued through other comprehensive income, net of taxes.

Company Information and Significant Accounting Policies 1&2

As per our report of even date attached
For NGC and Associates LLP
Chartered Accountants
FRN: 033401N/N500351

Parduman Biji
Partner
Membership No. 095023
Place: New Delhi
Date: 30th May 2026

For and on behalf of the Board of Directors

Saurabh Sindhu
Director
DIN: 02291158

Rudra Sen Sindhu
Director
DIN : 00006999

Vikas Hooda
Chief Financial Officer
PAN : AATPH4946B

Suchi Gupta
Company Secretary
M. No. : 26066

1 Company Information

Sindhu Trade Links Limited (referred as 'STLL' or 'the Company') engaged in activities of Transportation, Loading, Mining & Drilling services and trading of Spares, Fuel and HSD .

The Company is a domestic public limited company incorporated and domiciled in India and is listed on the Bombay Stock Exchange Ltd. [BSE] and National Stock Exchange [NSE]. The registered office of the Company is 129, Transport Centre, Rohtak Road, Punjabi Bagh, New Delhi-110035, India and main buisness operations of the company are located in the state of Chhatisgarh, Odisha and Assam.

2 Significant Accounting Policies

a) Basis of preparation of Financial Statements

Statement of Compliance

The separate financial statements have been prepared to comply in all material aspects with the Accounting Standards notified under Section 133 of Companies Act, 2013 (the "Act") as per Companies (Indian Accounting Standards (Ind AS)) Rules as amended from time to time and other relevant provisions of the Act and rules framed thereunder.

Presentation of Financial Statements

These financial statements have been prepared in Indian Rupee which is the functional currency of the Company.

These financial statements have been prepared on historical cost basis, except for certain financial instruments which are measured at fair value or amortised cost at the end of each reporting period, as explained in the accounting policies below. Historical cost is generally based on the fair value of the consideration given in exchange for goods and services. Fair value is the price that would be received to sell an asset or paid to transfer a liability in an orderly transaction between market participants at the measurement date. All assets and liabilities have been classified as current and non-current as per the Company's normal operating cycle.

Based on the nature of services rendered to customers and time elapsed between deployment of resources and the realisation in cash and cash equivalents of the consideration for such services rendered, the Company has considered an operating cycle of 12 months.

The statement of cash flows have been prepared under indirect method.

Use of Estimates and Judgements

The preparation of these financial statements in conformity with the recognition and measurement principles of Ind AS requires the management of the Company to make estimates and assumptions that affect the reported balances of assets and liabilities, disclosures of contingent liabilities as at the date of the financial statements and the reported amounts of income and expense for the periods presented.

Estimates and underlying assumptions are reviewed on an ongoing basis. Revisions to accounting estimates are recognised in the period in which the estimates are revised and future periods are affected.

Key sources of estimation of uncertainty at the date of the financial statements, which may cause a material adjustment to the carrying amounts of assets and liabilities within the next financial year, are in respect of impairment of investments, useful lives of property, plant and equipment, valuation of deferred tax assets and fair value measurement of financial instruments, these are discussed below. Key sources of estimation of uncertainty in respect of revenue recognition, employee benefits and provisions and contingent liabilities have been discussed in their respective policies.

Useful lives of property, plant and equipment

The Company has taken the useful life of property, plant and equipment as per the life given in the Companies Act, 2013.

Valuation of deferred tax assets

The Company reviews the carrying amount of deferred tax assets at the end of each reporting period. The policy has been explained under Note 2(t).

Investment in Subsidiaries, Associates and Joint Ventures

The Company has accounted for its investments in subsidiaries, associates and joint venture at cost less impairment loss (if any). The policy has been further explained under Note 2(i).

b) Property, plant and equipment (including capital work-in-progress)

Freehold land is carried at historical cost. All other items of property, plant and equipment are stated at historical cost less depreciation. Historical cost includes expenditure that is directly attributable to the acquisition of the items.

Subsequent cost are included in the asset's carrying amount or recognized as a separate asset, as appropriate, only when it is probable that future economic benefits associated with the item will flow to the Company and the cost of the item can be measured reliably. The carrying amount of any component accounted for as a separate asset is derecognised when replaced. All other repairs and maintenance expenses are charged to profit or loss during the reporting period in which they are incurred.

Assets acquired but not ready for use are classified under capital work-in-progress and are stated at cost comprising direct cost and related incidental expenses.

c) Investment Property

Property that is held for long-term rental yields or for capital appreciation or both, and that is not used in the production of goods and services or for the administrative purposes is classified as investment property. Investment property is measured initially at cost, including transaction costs. Subsequent to initial recognition, investment properties are stated at cost less accumulated depreciation and accumulated impairment loss, if any. Subsequent expenditure related to investment properties are added to its book value only when it is probable that future economic benefits associated with the item will flow to the Company and the cost of the item can be measured reliably. Investment properties are depreciated using the straight line method over the estimated useful lives. The Company's depreciable investment properties have a useful life of 55 years.

d) Depreciation/Amortisation

Assets in the course of development or construction and freehold land are not depreciated.

Other property, plant and equipment are stated at cost less accumulated depreciation and any provision for impairment. Depreciation commences when the assets are ready for their intended use.

Depreciation is calculated on the depreciable amount, which is the cost of an asset less its residual value. Depreciation is provided at rates calculated to write off the cost, less estimated residual value, of each asset on a written down value basis over its expected useful life as prescribed under Part C of Schedule II of the Companies Act, 2013.

Individual items of assets costing upto Rs. 5,000/- are fully depreciated in the year of acquisition.

Major inspection and overhaul costs are depreciated over the estimated life of the economic benefit derived from such costs. The carrying amount of the remaining previous overhaul cost is charged to the statement of profit and loss if the next overhaul is undertaken earlier than the previously estimated life of the economic benefit.

When significant spare parts of an item of property, plant and equipment have different useful lives, they are accounted for as separate items (major components) of property, plant and equipment.

Depreciation methods, useful lives and residual values are reviewed at each financial year end and changes in estimates, if any, are accounted for prospectively.

e) Leases

The Company has adopted Ind AS 116-Leases using the modified retrospective method. The Company has applied the standard to its leases with the cumulative impact recognised with no impact on retained earnings on the date of initial application (01st April, 2019). Accordingly, previous period information has not been restated.

The Company evaluates each contract or arrangement, whether it qualifies as lease as defined under Ind AS 116. The Company as a lessee, Assesses, whether the contract is, or contains, a lease. A contract is, or contains, a lease if the contract involves:-

a) the use of an identified asset,
b) the right to obtain substantially all the economic benefits from use of the identified asset, and
c) the right to direct the use of the identified asset.

At the date of commencement of lease, the Company recognises a right-of-use asset ("ROU") and a corresponding lease liability for all lease arrangements in which it is a lessee, except for leases with a term of twelve months or less (short term leases) and leases of low value assets. For these short term and leases of low value assets, the Company recognises the lease payments as an operating expense on a straight-line basis over the term of the lease.

The right-of-use assets (it includes prepayment for all the future rentals) are initially recognised at cost, which comprises the initial amount of the lease liability adjusted for any lease payments made at or prior to the commencement date of the lease plus any initial direct costs less any lease incentives. They are subsequently measured at cost less accumulated depreciation and impairment losses, if any. Right-of-use assets are depreciated from the commencement date on a straight-line basis over the shorter of the lease term and useful life of the underlying asset.

Leases in which significant portion of the risk and rewards of ownership are not transferred to the Company as lessee are classified as operating leases. Payment made under operating lease (net of any incentive received from the lessor) are charged to Statement of Profit and Loss on straight-line-basis over the period of the lease unless the payment are structured to increase in line with expected general inflation to compensate for the lessor's expected inflationary cost increase.

f) Cost Recognition

Costs and expenses are recognised when incurred and have been classified according to their nature. The costs of the Company are broadly categorised in cost of material and services consumed, employee benefit expenses, cost of equipment and software licences, depreciation and amortisation expense and other expenses. Cost of material and services mainly includes cost towards transportation charges, FOL, HSD and spares consumption. Employee benefit expenses include salaries, incentives and allowances, contributions to provident and other funds and staff welfare expenses. Other expenses mainly include fees to external consultants, facility expenses, travel expenses, communication expenses, bad debts and advances written off, allowance for doubtful trade receivable and advances (net) and other expenses. Other expenses is an aggregation of costs which are individually not material such as commission and brokerage, recruitment and training, entertainment, etc.

g) Impairment of assets

(i) Financial assets (other than at fair value)

The Company assesses at each date of balance sheet whether a financial asset or a group of financial assets is impaired. Ind AS 109 requires expected credit losses to be measured through a loss allowance. In determining the allowances for doubtful trade receivables, the Company has used a practical expedient by computing the expected credit loss allowance for trade receivables based on a provision matrix. The provision matrix takes into account historical credit loss experience and is adjusted for forward looking information. The expected credit loss allowance is based on the ageing of the receivables that are due and allowance rates used in the provision matrix. For all other financial assets, expected credit losses are measured at an amount equal to the 12 months expected credit losses or at an amount equal to the life time expected credit losses if the credit risk on the financial asset has increased significantly since initial recognition.

(ii) Non-financial assets

Tangible and intangible assets

Property, plant and equipment and intangible assets with finite life are evaluated for recoverability whenever there is any indication that their carrying amounts may not be recoverable. If any such indication exists, the recoverable amount (i.e. higher of the fair value less cost to sell and the value-inuse) is determined on an individual asset basis unless the asset does not generate cash flows that are largely independent of those from other assets. In such cases, the recoverable amount is determined for the Cash Generating Unit (CGU) to which the asset belongs.

If the recoverable amount of an asset (or CGU) is estimated to be less than its carrying amount, the carrying amount of the asset (or CGU) is reduced to its recoverable amount. An impairment loss is recognised in the statement of profit and loss.]

h) Foreign Currencies Transactions and Translation

Transactions in foreign currencies are recorded at the exchange rate that approximates the prevalent exchange rate on the transaction date. Monetary assets and liabilities in foreign currencies are translated at the year-end rate. Any resultant exchange differences are taken to the statement of profit and loss, except:

a) When deferred, in Other Comprehensive Income as qualifying cash flow hedges; and

b) exchange difference arising from translation of external commercial borrowing is capitalized in terms of para D13AA of Ind AS 101.

Non-monetary assets and liabilities denominated in a foreign currency and measured at historical cost are translated at the exchange rate prevalent at the date of transaction.

i) Financial instruments

A financial instrument is any contract that gives rise to a financial asset in one entity and a financial liability or equity instrument in another entity.

Financial assets

Initial recognition

In the case of financial assets, not recorded at fair value through profit or loss (FVTPL), financial assets are recognised initially at fair value plus transaction costs that are directly attributable to the acquisition of the financial asset. Purchases or sales of financial assets that require delivery of assets within a time frame established by regulation or convention in the market place (regular way trades) are recognised on the trade date, i.e., the date that the Company commits to purchase or sell the asset.

Subsequent measurement

For purposes of subsequent measurement, financial assets are classified in following categories:

(a) Financial assets at amortised cost

Financial assets are subsequently measured at amortised cost if these financial assets are held within a business model with an objective to hold these assets in order to collect contractual cash flows and the contractual terms of the financial asset give rise on specified dates, to cash flows that are solely payments of principal and interest on the principal amount outstanding. Interest income from these financial assets is included in finance income using the effective interest rate ("EIR") method. Impairment gains or losses arising on these assets are recognised in the Statement of Profit and Loss.

(b) Financial assets measured at fair value

Financial assets are measured at fair value through other comprehensive income (FVOCI) if these financial assets are held within a business model with an objective to hold these assets in order to collect contractual cash flows or to sell these financial assets and the contractual terms of the financial asset give rise on specified dates, to cash flows that are solely payments of principal and interest on the principal amount outstanding. Movements in the carrying amount are taken through OCI, except for the recognition of impairment gains or losses, interest revenue and foreign exchange gains and losses which are recognised in the Statement of Profit and Loss.

Financial assets that do not meet the criteria for amortised cost or FVOCI are measured at fair value through profit or loss.

Impairment of Financial Assets

In accordance with Ind AS 109, the Company applies the expected credit loss ("ECL") model for measurement and recognition of impairment loss on financial assets and credit risk exposures.

The Company follows 'simplified approach' for recognition of impairment loss allowance on trade receivables. Simplified approach does not require the Company to track changes in credit risk.

For recognition of impairment loss on other financial assets and risk exposure, the Company determines whether there has been a significant increase in the credit risk since initial recognition. If credit risk has not increased significantly, 12 month ECL is used to provide for impairment loss. However, if credit risk has increased significantly, lifetime ECL is used. If, in a subsequent period, credit quality of the instrument improves such that there is no longer a significant increase in credit risk since initial recognition, then the entity reverts to recognising impairment loss allowance based on 12 month ECL.

ECL is the difference between all contractual cash flows that are due to the Company in accordance with the contract and all the cash flows that the entity expects to receive (i.e., all cash shortfalls), discounted at the original EIR. Lifetime ECL are the expected credit losses resulting from all possible default events over the expected life of a financial instrument. The 12 month ECL is a portion of the lifetime ECL which results from default events that are possible within 12 months after the reporting date.

ECL impairment loss allowance (or reversal) recognised during the period is recorded as expense/ income in the Statement of Profit and Loss.

De-recognition of financial assets

The Company de-recognises a financial asset only when the contractual rights to the cash flows from the asset expire, or it transfers the financial asset and substantially all risks and rewards of ownership of the asset to another entity.

If the Company neither transfers nor retains substantially all the risks and rewards of ownership and continues to control the transferred asset, the Company recognizes its retained interest in the assets and an associated liability for amounts it may have to pay.

If the Company retains substantially all the risks and rewards of ownership of a transferred financial asset, the Company continues to recognise the financial asset and also recognises a collateralised borrowing for the proceeds received.

Equity investments

All equity investments in the scope of Ind AS 109, Financial Instruments, are measured at fair value. For equity instruments, the Company may make an irrevocable election to present the subsequent fair value changes in Other Comprehensive Income (OCI). The Company makes such election on an instrument-by-instrument basis. The classification is made on initial recognition and is irrevocable.

There is no recycling of the amounts from OCI to profit or loss, even on sale of investment.

Equity instruments included within the FVTPL (fair value through profit and loss) category are measured at fair value with all changes in fair value recognized in the profit or loss.

Financial Liabilities

Initial recognition

Financial liabilities are classified, at initial recognition, as financial liabilities at FVTPL, loans and borrowings and payables as appropriate. All financial liabilities are recognised initially at fair value and, in the case of loans and borrowings and payables, net of directly attributable transaction costs.

Subsequent measurement
Financial liabilities at FVTPL

Financial liabilities at FVTPL include financial liabilities held for trading and financial liabilities designated upon initial recognition as FVTPL. Financial liabilities are classified as held for trading if they are incurred for the purpose of repurchasing in the near term. Gains or losses on liabilities held for trading are recognised in the Statement of Profit and Loss.

Financial guarantee contracts issued by the Company are those contracts that require a payment to be made to reimburse the holder for a loss it incurs because the specified debtor fails to make a payment when due in accordance with the terms of a debt instrument. Financial guarantee contracts are recognised initially as a liability at fair value, adjusted for transaction costs that are directly attributable to the issuance of the guarantee. Subsequently, the liability is measured at the higher of the amount of loss allowance determined as per impairment requirements of Ind AS 109 and the amount recognised less cumulative amortisation. Amortisation is recognised as finance income in the Statement of Profit and

Financial liabilities at amortised cost

After initial recognition, interest-bearing loans and borrowings are subsequently measured at amortised cost using the EIR method. Any difference between the proceeds (net of transaction costs) and the settlement or redemption of borrowings is recognised over the term of the borrowings in the Statement of Profit and Loss.

Amortised cost is calculated by taking into account any discount or premium on acquisition and fees or costs that are an integral part of the EIR. The EIR amortisation is included as finance costs in the Statement of Profit and Loss.

De-recognition of financial liabilities

Financial liabilities are de-recognised when the obligation specified in the contract is discharged, cancelled or expired. When an existing financial liability is replaced by another from the same lender on substantially different terms, or the terms of an existing liability are substantially modified, such an exchange or modification is treated as de-recognition of the original liability and recognition of a new liability. The difference in the respective carrying amounts is recognised in the Statement of Profit and Loss.

Offsetting financial instruments

Financial assets and financial liabilities are offset and the net amount is reported in the balance sheet if there is a currently enforceable legal right to offset the recognised amounts and there is an intention to settle on a net basis, to realise the assets and settle the liabilities simultaneously.

j) Fair value measurement

The Company measures financial assets and financial liability at fair value at each balance sheet date.
Fair value is the price that would be received to sell an asset or paid to transfer a liability in an orderly transaction between market participants at the measurement date. The fair value measurement is based on the presumption that the transaction to sell the asset or transfer the liability takes place either:
The principal or the most advantageous market must be accessible by the Company. The fair value of an asset or a liability is measured using the assumptions that market participants would use when pricing the asset or liability, assuming that market participants act in their economic best interest.
A fair value measurement of a non-financial asset takes into account a market participant's ability to generate economic benefits by using the asset in its highest and best use or by selling it to another market participant that would use the asset in its highest and best use. The Company uses valuation techniques that are appropriate in the circumstances and for which sufficient data are available to measure fair value, maximising the use of relevant observable inputs and minimising the use of unobservable inputs.

All assets and liabilities for which fair value is measured or disclosed in the financial statements are categorised within the fair value hierarchy, described as follows, based on the lowest level input that is significant to the fair value measurement as a whole:
Level 1 - Quoted (unadjusted) market prices in active markets for identical assets or liabilities.
Level 2 - Valuation techniques for which the lowest level input that is significant to the fair value measurement is directly or indirectly observable.
Level 3 - The fair value of financial instruments that are measured on the basis of entity specific valuations using inputs that are not based on observable market data (unobservable inputs).

The Company's Valuation team determines the policies and procedures for both recurring fair value measurement, such as derivative instruments and unquoted financial assets measured at fair value, and for non-recurring measurement.

k) Inventories

Consumables, fuel & HSD, stores and spares are valued at lower of cost and net realisable value; cost is computed on first-in-first out basis. The cost of inventories comprises all costs of purchase and other costs incurred in bringing the inventories to their present location and condition. Obsolete, defective, unserviceable and slow/non-moving stocks are duly provided for. Net realisable value is estimated selling price in ordinary course of business less the estimated cost necessary to make the sale.

l) Cash and cash equivalents

In the cash flow statement, cash and cash equivalents includes cash on hand, demand deposits with banks, other short-term highly liquid investments with original maturities of three months or less that are readily convertible to known amounts of cash and which are subject to an insignificant risk of changes in value, and bank overdrafts. Bank overdrafts are shown within borrowings in current liabilities in the balance sheet.

m) Cash flow

Cash flows are reported using indirect method, whereby profit for the year is adjusted for the effects of transactions of a non cash nature, any deferrals or accruals of past or future operating cash receipts or payments and item of income or expenses associated with investing or financing cash flow. The cash flows from operating, investing & financing activities of the company or segregated. The company considers all highly liquid investments that are readily convertible to know amounts of cash to be cash equivalents.

n) Recognition of Income

The Company earns revenue primarily from providing services of transportation, mining and loading as well as trading of fuel and HSD.

Effective April 01, 2018, the Company has applied Ind AS 115 which establishes a comprehensive framework for determining whether, how much and when revenue is to be recognised. Ind AS 115 replaces Ind AS 18 Revenue and Ind AS 11 Construction Contracts. The Company has adopted Ind AS 115 using the cumulative effect method. The effect of initially applying this standard is recognised at the date of initial application (i.e. April 01, 2018). The standard is applied retrospectively only to contracts that are not completed as at the date of initial application and the comparative information in the statement of profit and loss is not restated – i.e. the comparative information continues to be reported under Ind AS 18 and Ind AS 11. The impact of the adoption of the standard on the financial statements of the Company is insignificant.

Revenue is recognised to the extent it is probable that the economic benefits will flow to the Company and the revenue can be reliably measured. Revenue is measured at the fair value of the consideration received or receivable excluding taxes or duties collected on behalf of the government and reduced by any rebates and trade discount allowed.

The specific recognition criteria described below must also be met before income is recognised.
i. Income is recognised on accrual basis and provision is made for all known losses and liabilities.
ii. Revenue from sale of goods is recognised net of rebates and discounts on transfer of significant risks and rewards of ownership to the buyer. Sale of goods is recognised net of sales tax, value added tax and GST.
iii. Revenue from services rendered is recognised on prorata basis in proportion to the stage of completion of the related transaction.
iv. Interest income from debt instruments is recognised using the effective interest rate method. The effective interest rate is the rate that exactly discounts estimated future cash receipts through the expected life of the financial asset to the gross carrying amount of a financial asset. When calculating the effective interest rate, the Company estimates the expected cash flows by considering all the contractual terms of the financial instrument but does not consider the expected credit losses.
v. Dividend income is recognised when the right to receive the dividend is established.
vi. Rental income is recognised on a straight-line basis over the period of the lease.
vii. Forex gain
viii. Share of profit JV

o) Employee benefits

Defined contribution plan

The Company's contribution to Provident Fund and Employees State Insurance Scheme is determined based on a fixed percentage of the eligible employees' salary and charged to the Statement of Profit and Loss on accrual basis. The Company has categorised its Provident Fund, labour welfare fund and the Employees State Insurance Scheme as a defined contribution plan since it has no further obligations beyond these contributions.

Defined benefit plan

The Company's liability towards gratuity, being a defined benefit plan are accounted for on the basis of an independent actuarial valuation based on Projected Unit Credit Method. Gratuity liability is funded by payments to the trust established

actuarial valuation based on Projected Unit Credit Method. Gratuity liability is funded by payments to the trust established for the purpose.

Service cost and the net interest cost is included in employee benefit expense in the Statement of profit and loss. Actuarial gains and losses comprise experience adjustments and the effects of changes in actuarial assumptions and are recognised immediately in 'other comprehensive income' as income or expense.

p) Borrowing costs

General and specific borrowing costs directly attributable to the acquisition/ construction of qualifying assets, which are assets that necessarily take a substantial period of time to get ready for their intended use, are added to the cost of those assets, until such time the assets are substantially ready for their intended use. All other borrowing costs are recognised as an expense in Statement of Profit and Loss in the period in which they are incurred.

q) Borrowings and other financial liabilities

Borrowings and other financial liabilities are initially recognised at fair value (net of transaction costs incurred). Difference between the fair value and the transaction proceeds on initial recognition is recognised as an asset/ liability based on the underlying reason for the difference.

Subsequently all financial liabilities are measured at amortised cost using the effective interest rate method.

Borrowings are eliminated from the balance sheet when the obligation specified in the contract is discharged, cancelled or expired. The difference between the carrying amount of a financial liability that has been extinguished or transferred to another party and the consideration paid, including any non-cash assets transferred or liabilities assumed, is recognised in profit or loss. The gain / loss is recognised in other equity in case of transactions with shareholders.

Borrowings are classified as current liabilities unless the Company has an unconditional right to defer the settlement of the liability for at least 12 months after the reporting period.

r) Trade receivables

A receivable is classified as a 'trade receivable' if it is in respect of the amount due on account of services rendered in the normal course of business. Trade receivables are recognised initially at fair value and subsequently measured at amortised cost using the EIR method, less provision for impairment.

s) Trade payables

A payable is classified as a 'trade payable' if it is in respect of the amount due on account of goods purchased or services received in the normal course of business. These amounts represent liabilities for goods and services provided to the Company prior to the end of the financial year which are unpaid. These amounts are unsecured and are usually settled as per the payment terms stated in the contract. Trade and other payables are presented as current liabilities unless payment is not due within 12 months after the reporting period. They are recognised initially at their fair value and subsequently measured at amortised cost using the EIR method. Trade creditors are further classified into MSME & Non-MSME. MSME creditors are determined only on the basis of certificate received from creditors. All creditors other than those from whom certificate was received are classified into Non-MSME.

t) Taxation

i. Tax expense recognised in profit or loss comprises the sum of deferred tax and current tax not recognised in other comprehensive income or directly in equity.

ii. Current Income Tax

Current income tax liabilities and/or assets comprise those obligations to, or claims from, fiscal authorities relating to the current or prior reporting periods, that are unpaid at the reporting date. Current tax is payable on taxable profit, which differs from profit or loss in the financial statements. Calculation of current tax is based on tax rates and tax laws that have been enacted or substantively enacted by the end of the reporting period. Deferred income taxes are calculated using the liability method on temporary differences between the carrying amounts of assets and liabilities and their tax bases.

iii. Deferred Tax

Deferred tax assets are recognised to the extent it is probable that the underlying tax loss or deductible temporary difference will be utilised against future taxable income. This is assessed based on the Company's forecast of future operations results, adjusted for significant non-taxable income and expenses and specific limits on the use of any unused tax loss or credit.

Changes in deferred tax assets or liabilities are recognised as a component of tax income or expense in profit or loss, except where they relate to items that are recognised in other comprehensive income or directly in equity, in which case the related deferred tax is also recognised in other comprehensive income or equity, respectively.

u) Provisions and Contingent liabilities

Provisions are recognised when the Company has a present obligation (legal or constructive) as a result of a past event, it is probable that an outflow of resources embodying economic benefits will be required to settle the obligation and a reliable estimate can be made of the amount of the obligation.

Contingent liabilities are disclosed in respect of possible obligations that arise from past events, whose existence would be confirmed by the occurrence or non-occurrence of one or more uncertain future events not wholly within the control of the Company. Such liabilities are disclosed by way of notes to the financial statements.

v) Segment Reporting

The Chief Financial Officer of the Company has been identified as the Chief Operating Decision Maker (CODM) as defined by Ind AS 108, “Operating Segments". Operating segments are reported in a manner consistent with the internal reporting provided to the CODM. The accounting policies adopted for segment reporting are in conformity with the accounting policies adopted for the Company. Revenue and expenses have been identified to segments on the basis of their relationship to the operating activities of the segment. Income/ costs which relate to the Company as a whole and are not allocable to segments on a reasonable basis, have been included under Unallocated Income/ costs. Interest income and expense are not allocated to respective segments (except in case of financial services segment).

w) Deferred Revenue and Unbilled Revenue

Amounts received from customers or billed to customers, in advance of services performed are recorded as deferred revenue under other current liabilities. Unbilled revenue included in other financial assets, represents amounts recognised in respect of services performed in accordance with contract terms, not yet billed to customers as at the year end.

x) Significant management judgements in applying accounting policies and estimation uncertainty

When preparing the financial statements, management makes a number of judgments, estimates and assumptions about the recognition and measurement of assets, liabilities, income and expenses. Uncertainty about these assumptions and estimates could result in outcomes that require a material adjustment to the carrying amount of assets or liabilities affected in future periods.

Impairment of non-financial assets

In assessing impairment, management estimates the recoverable amount of each asset or cash-generating unit based on expected future cash flows and uses an interest rate to discount them. Estimation uncertainty relates to assumptions about future operating results and the determination of a suitable discount rate.

Depreciation and useful lives of property, plant and equipment

Property, plant and equipment are depreciated over the estimated useful lives of the assets, after taking into account their estimated residual value. Management reviews the estimated useful lives and residual values of the assets annually in order to determine the amount of depreciation to be recorded during any reporting period. The useful lives and residual values are based on the Company's historical experience with similar assets and take into account anticipated technological changes. The depreciation for future periods is adjusted if there are significant changes from previous estimates.

Recoverability of trade receivable

Judgments are required in assessing the recoverability of overdue trade receivables and determining whether a provision against those receivables is required. Factors considered include the credit rating of the counterparty, the amount and timing of anticipated future payments and any possible actions that can be taken to mitigate the risk of non-payment.

Provisions

Provisions and liabilities are recognized in the period when it becomes probable that there will be a future outflow of funds resulting from past operations or events and the amount of cash outflow can be reliably estimated. The timing of recognition and quantification of the liability require the application of judgment to existing facts and circumstances, which can be subject to change. Since the cash outflows can take place many years in the future, the carrying amounts of provisions and liabilities are reviewed regularly and adjusted to take account of changing facts and circumstances.

Defined benefit obligation (DBO)

Management's estimate of the DBO is based on a number of critical underlying assumptions such as standard rates of inflation, mortality, discount rate and anticipation of future salary increases. Variation in these assumptions may significantly impact the DBO amount and the annual defined benefit expenses.

Defined contribution plan

a) Amount of Rs. 157.75 Lakhs (31st March 2025 Rs. 205.20 Lakhs) pertaining to employers' contribution to provident fund, pension fund, labour welfare fund and administration charges is recognized as an expense and included in "Employee benefits " in Note 34.

b) Defined benefit plan:

Gratuity plan:

The Company maintains a gratuity provision where in lump sum benefits linked to the qualifying salary and completed years of service with the Company at the time of separation. Every employee who has completed 5 years of continuous service is entitled to receive gratuity at the time of his retirement or separation from the organization whichever is earlier. However the condition of completion of 5 years of service is not applicable where separation is on account of disability or death of an employee. The gratuity benefit that is payable to any employee, is computed in accordance with the provisions of "The Payment of Gratuity Act, 1972".

The Gratuity Fund

The following table sets forth the status of the gratuity plan of the Company and the amounts recognised in the Balance Sheet and Statement of Profit and Loss:

(in Rs. lakhs)

Particulars	For the year ended 31 March 2026	For the year ended 31 March 2025
Changes in the present value of defined benefit obligation		
Present value as at the beginning of the year	502.37	415.91
Included in profit and loss account		
-Current service cost	74.08	93.99
-Interest cost	33.91	30.15
-Past service cost	-	-
-Benefits paid	-	-
Included in other comprehensive income		
-Actuarial loss/ (gain) arising from change in		
· financial assumptions	(0.81)	14.44
· experience changes	(105.26)	(52.12)
Present value of the obligation at the end of the year	**504.28**	**502.37**

Particulars	As at 31 March 2026	As at 31 March 2025
Present value of unfunded obligations	504.28	502.37
Net liability		
Amounts in Balance Sheet		
Liability	504.28	502.37
Net liability is bifurcated as follows:		
Long term	415.52	434.38
Short term	88.76	67.99
Net liability	**504.28**	**502.37**

Principal actuarial assumptions at the balance sheet date are as follows:

Economic assumptions:

The principal assumptions are the discount rate and salary escalation rate. The discount rate is generally based upon the market yields available on Government bonds at the accounting date with a term that matches that of the liabilities and the salary growth rate takes account of inflation, seniority, promotion and other relevant factors on long term basis. The assumptions used are summarized in the following table:

	As at 31 March 2026	As at 31 March 2025
Discount rate p.a.	7.25%	6.75%
Salary escalation rate p.a.	5.00%	5.00%

Demographic assumptions:

	As at 31 March 2026	As at 31 March 2025
Retirement age	58 years	58 years
Mortality	IALM (2012-14) Ultimate table	IALM (2012-14) Ultimate table
Employee turnover	18-30 years - 5% 31-40 years - 3% 41-50 years - 2% 51 and above - 1%	18-30 years - 5% 31-40 years - 3% 41-50 years - 2% 51 and above - 1%

Expected Maturity Analysis

The expected maturity analysis of defined benefit obligation (in absolute terms, i.e undiscounted) is as follows:

Particulars	As at 31 March 2026	As at 31 March 2025
Less than 1 year	88.76	67.99
1-2 years	38.38	25.66
2-5 years	109.71	73.82
More than 5 years	267.43	334.90

The weighted average duration to the payment of defined benefit obligation is 12 years (31 March 2025: 13 years).

Risk Analysis:
The above defined benefit plan expose the Company the following risks:

i) Interest rate risk
The defined benefit obligation calculated uses a discount rate based on government bonds. If bond yields fall, the defined b

ii) Salary inflation risk
Higher than expected increases in salary will increase the defined benefit obligation.

iii) Demographic risk:
This is the risk of variability of results due to unsystematic nature of decrements that include mortality, withdrawal, disability and retirement. The effect of these decrements on the defined benefit obligation is not straight forward and depends upon the combination of salary increase, discount rate and vesting criteria. It is important not to overstate withdrawals because in the financial analysis the retirement benefit of a short career employee typically costs less per year as compared to a long service employee.

y) Earnings per share
The Company presents basic and diluted earnings per share data for its equity shares. Basic and diluted earnings per share is calculated by dividing the profit or loss attributable to owners of the equity shares of the Holding Company by the weighted average number of equity shares outstanding during the year.

z) Government Grants
Government grants including any non-monetary grants are recognised where there is reasonable assurance that the grant will be received and all attached conditions will be complied with.
Government grants are recognised in the statement of profit and loss on a systematic basis over the periods in which the related costs, for which the grants are intended to compensate, are recognised as expenses.
Government grants related to property, plant and equipment are presented at fair value and grants are recognised as deferred income.

aa) Exceptional Items
When items of income and expense within statement of profit and loss from ordinary activities are of such size, nature or incidence that their disclosure is relevant to explain the performance of the enterprise for the period, the nature and amount of such material items are disclosed seperately as exceptional items.

ab) Events after reporting period
Adjusting events are events that provide further evidence of conditions that existed at the end of the reporting period. The financial statements are adjusted for such events before authorisation for issue.
Non-adjusting events are events that are indicative of conditions that arose after the end of the reporting period. Non-adjusting events after the reporting date are not accounted, but disclosed.

ac) Rounding of amounts
All amounts disclosed in the financial statements and notes have been rounded off to the nearest Lakhs as per the requirement of Schedule III, unless otherwise stated.

2 (B) Critical Accounting Judgements and Key Sources of Estimation Uncertainty

The preparation of the Company's Financial Statements requires management to make judgement, estimates and assumptions that affect the reported amount of revenue, expenses, assets and liabilities and the accompanying disclosures. Uncertainty about these assumptions and estimates could result in outcomes that require a material adjustment to the carrying amount of assets or liabilities affected in next financial years.

a) Recoverability of Trade Receivables

Judgements are required in assessing the recoverability of overdue trade receivables and determining whether a provision against those receivables is required. Factors considered include the credit rating of the counterparty, the amount and timing of anticipated future payments and any possible actions that can be taken to mitigate the risk of non-payment.

b) Provisions

The timing of recognition and quantification of the liability (including litigations) requires the application of judgement to existing facts and circumstances, which can be subject to change. The carrying amounts of provisions and liabilities are reviewed regularly and revised to take account of changing facts and circumstances.

Sindhu Trade Links Limited
Standalone Financial Statements
Notes to the financial statements for the year ended 31st March 2026

(in Rs. lakhs)

3 Property, plant and equipment, capital work-in-progress & Right to use

a. Property, plant and equipment

Particulars	Tangible Assets								Total Tangible Assets
	Freehold Land	Temporary Construction	Buildings	Computers and Data Processing Units	Furniture and Fittings	Motor Vehicles	Office Equipments	Plant and Machinery	
Gross Carrying Amount									
Balance as at 1st April 2024	1,125.90	65.51	59.40	72.49	109.13	14,475.07	104.86	329.02	16,341.38
Additions	-	-	-	1.92	0.77	1,056.64	1.74	-	1,061.07
Disposals	(9.77)	-	-	-	-	(1,562.42)	-	-	(1,572.19)
Balance as at 31st March 2025	**1,116.13**	**65.51**	**59.40**	**74.41**	**109.90**	**13,969.29**	**106.60**	**329.02**	**15,830.26**
Gross Carrying Amount									
Balance as at 1st April 2025	1,116.13	65.51	59.40	74.41	109.90	13,969.29	106.60	329.02	15,830.26
Additions	-	-	-	1.20	5.54	346.47	2.73	-	355.93
Disposals	-	-	-	-	-	(1,067.86)	-	-	(1,067.86)
Balance as at 31st March 2026	**1,116.13**	**65.51**	**59.40**	**75.61**	**115.44**	**13,247.90**	**109.33**	**329.02**	**15,118.33**
Accumulated Depreciation									
Balance as at 1st April 2024	-	62.21	38.89	66.22	84.85	12,122.61	98.78	196.75	12,670.32
Depreciation during the year	-	0.39	0.87	2.93	6.31	784.67	1.21	24.29	820.67
Disposals	-	-	-	-	-	(1,452.32)	-	-	(1,452.32)
Balance as at 31st March 2025	**-**	**62.60**	**39.76**	**69.15**	**91.16**	**11,454.96**	**99.99**	**221.04**	**12,038.67**
Accumulated Depreciation									
Balance as at 1st April 2025	-	62.60	39.76	69.15	91.16	11,454.96	99.99	221.04	12,038.67
Depreciation during the year	-	0.13	0.86	1.45	5.23	826.56	1.39	19.76	855.38
Disposals	-	-	-	-	-	(1,010.60)	-	-	(1,010.60)
Balance as at 31st March 2026	**-**	**62.73**	**40.62**	**70.60**	**96.39**	**11,270.92**	**101.37**	**240.80**	**11,883.45**
Carrying amount (Net)									
Balance as at 31st March 2025	**1,116.13**	**2.91**	**19.64**	**5.26**	**18.75**	**2,514.33**	**6.61**	**107.98**	**3,791.59**
Balance as at 31st March 2026	**1,116.13**	**2.77**	**18.78**	**5.00**	**19.05**	**1,976.98**	**7.96**	**88.22**	**3,234.89**

b. Movement of capital work-in-progress

Particulars	Balance as on 01.04.2025	Addition during the year	Capitalization during the year	Balance as on 31.03.2026
Capital work in progress	-	123.72	-	**123.72**

Ageing of Capital Work in progress

Particulars	Amount in CWIP for a period of				
	Less than 1 year	1-2 years	2-3 years	More than 3 years	Total
Projects in progress	123.72	-		-	**123.72**
Projects temporarily susdended	-	-	-	-	-

c. Right to Use Assets

The details of Right to use assets held by the company are as follows:-

Particulars	Net carrying amount as on 01.04.2024	Addition during the year	Deletion during the year	Depreciation during the year	Net carrying amount as on 31.03.2025	Addition during the year	Deletion during the year	Depreciation during the year	Net carrying amount as on 31.03.2026
Building/Loaders	72.70	23.56	-	47.19	**49.07**	635.86	2.93	156.44	**525.57**

Sindhu Trade Links Limited
Standalone Financial Statements
Notes to the financial statements for the year ended 31st March 2026

4	Investment properties	As at 31st March 2026	As at 31st March 2025
	Gross carrying amount		
	Opening gross carrying amount	699.81	699.81
	Addition during the year	-	-
	Closing gross carrying amount	**699.81**	**699.81**
	Accumulated depreciation		
	Opening accumulated depreciation	101.68	88.97
	Depreciation charge	12.71	12.71
	Closing accumulated depreciation	**114.39**	**101.68**
	Net carrying amount	**585.42**	**598.13**

5	Investments (Non-current)	As at 31st March 2026	As at 31st March 2025
a)	**Investment in equity shares**		
	i) Unquoted investments in equity instruments of subsidiaries at cost:		
	Indus Automotives Private Limited 5,15,000 (Prev Year: 5,15,000) Equity shares fully paid up	51.50	51.50
	Param Mitra Resources Pte Limited 10,22,02,577 (Prev Year: 10,22,02,577) Equity shares fully paid up	69,624.73	69,624.73
	Sudha Bio Power Private Limited 90,10,000 (Prev Year: 90,10,000) Equity shares fully paid up	1,100.00	1,100.00
	Oceania Resource Pty Limited 5,000 (Prev Year: 5,000) Equity shares fully paid up	3.23	3.23
	ii) Unquoted investments in equity instruments of associates at cost:		
	Indus Best Mega Food Park Private Limited 84,89,800 (Prev Year: 84,89,800) Equity shares fully paid up	863.98	863.98
	Tandem Commercial Private Limited 18,80,000 (Prev Year: 18,80,000) Equity shares fully paid up	188.00	188.00
	Ansh Petro Private Limited 2,600 (Prev Year: Nil) Equity shares fully paid up	0.26	-
	iii) Unquoted investments in equity instruments of other companies at FVTOCI:		
	Reliance Communications Limited Nil (Prev Year: 17,951) Equity Shares fully paid up	-	0.25
	Shyam Indus Power Solutions Private Limited 45,53,212 (Prev Year: 45,53,212) Equity shares fully paid up	3,054.29	2,885.83
	Paramitra Holdings Private Limited 97,06,509 (Prev Year: 97,06,509) Equity shares fully paid up	9,894.52	9,776.07
	Kartikay Exploration & Mining Services Private Limited Nil (Prev Year: 12,15,518) Equity shares fully paid up	-	256.03
	Riverside Utilities Private Limited 30,00,000 (Prev Year: 30,00,000) Equity shares fully paid up	129.60	130.80
		84,910.11	**84,880.42**
b)	**Investment in preference shares/JV**		
	i.) Investment in associate unquoted preference shares at cost		
	Indus Best Mega Food Park Private Limited Nil (Prev Year: 77,01,860) Preference shares fully paid up	-	770.19
	ii.) Investment in others unquoted preference shares at cost		
	Swastik Power & Mineral Resources Private Limited 2,20,54,654 (Prev Year: 2,20,54,654) Preference shares fully paid up	2,205.47	2,205.47
	Shiv Coal Benification & Power Private Limited 35,40,000 (Prev Year: 35,40,000) Preference shares fully paid up	354.00	354.00
	Chattisgarh Land & Buliding Developers Private Limited 10,28,700 (Prev Year: 10,28,700) Preference shares fully paid up	102.87	102.87
	Kartikay Resources & Powergen Private Limited 3,50,000 (Prev Year: 3,50,000) Preference shares fully paid up	35.00	35.00

Note 5 Continue..

Investments (Non-current)	As at 31st March 2026	As at 31st March 2025
Investment in JV		
SS Mining JV	1,460.70	1,460.76
	4,158.04	**4,928.29**
Less: Impairment allowance	3.23	3.23
Grand Total	**89,064.92**	**89,805.48**
Break up of Investments:		
Quoted	**-**	**0.25**
Unquoted	**89,064.92**	**89,805.23**

6	Loans (Unsecured and considered good at amortised cost)	As at 31st March 2026	As at 31st March 2025
	Loan & Advances to Related Parties	12,322.05	11,091.23
		12,322.05	**11,091.23**

The company has an overseas subsidiary named Param Mitra Resources Pte Limited (PMR) incorporated in Singapore. The purpose of SPV is for making downstream investment in coal mines in Indonesia. The company has made following investments and loans to M/s Param Mitra Resources Pte. Ltd as on 31.03.2026 which has further invested and loaned to its step down subsidiaries.

Nature	Amount in USD as on 31.03.2026	Amount in Rs. lakhs as on 31.03.2026	Amount in USD as on 31.03.2025	Amount in Rs. lakhs as on 31.03.2025
Equity Share Capital	10,22,02,577	69,624.73	10,22,02,577	69,624.73
Loans & Advances	1,30,17,954	12,322.05	1,29,82,953	11,091.23

During the previous year, the Company, at the request of its overseas subsidiary—Param Mitra Resources Pte. Limited (PMR), Singapore—converted loan and advance granted amounting USD 24,390,000 (equivalent to INR 21,211.98 lakhs) into investment in equity. This decision was taken in order to support the group entity and derive long-term strategic benefits.

7	Other financial assets (Non-current at amortised cost) *(Unsecured, considered good unless otherwise stated)*	As at 31st March 2026	As at 31st March 2025
	Security deposits		
	- Deposit with Banks (refer Note 13)	315.95	42.37
	- With Others	173.22	158.22
		489.17	**200.59**

9	Other non current assets *(Unsecured, considered good unless otherwise stated)*	As at 31st March 2026	As at 31st March 2025
	Predeposit for Appeal (Service Tax & Customs)	179.25	130.27
		179.25	**130.27**

10	Inventories *(valued at the lower of cost or net realizable value)*	As at 31st March 2026	As at 31st March 2025
	Stores & Spares	198.11	181.69
	Oil & Lubricants	428.65	173.44
		626.76	**355.13**

11	Trade receivables	As at 31st March 2026	As at 31st March 2025
	Trade receivables		
	Secured and considered good	-	-
	Unsecured and considered good	27,978.30	29,846.19
	Trade receivables which have significant increase in credit risk	-	-
	Trade receivables - Credit impaired	1,012.40	1,012.40
	Less: Expected credit loss	101.24	101.24
		28,889.46	**30,757.35**

Ageing for trade receivables outstanding as at 31st March 2026 is as follows:

Particulars	Outstanding for forllowing periods from due date of payment					
	Less than 6 months	6 months - 1 year	1-2 years	2-3 years	More than 3 years	Total
Undisputed Trade Receivables - considered good	16,048.36	9,734.54	607.56	524.21	1,063.63	**27,978.30**
Undisputed Trade Receivables – which have significant increase in credit risk	-	-	-	-	-	**-**
Undisputed Trade Receivables – credit impaired	-	-	-	-	911.16	**911.16**
Disputed Trade Receivables–considered good	-	-	-	-	-	**-**

Disputed Trade Receivables – which have significant increase in credit risk	-	-	-	-	-	-
Disputed Trade Receivables – credit impaired	-	-	-	-	-	-

Ageing for trade receivables outstanding as at 31st March 2025 is as follows:

Particulars	Outstanding for forllowing periods from due date of payment					
	Less than 6 months	6 months - 1 year	1-2 years	2-3 years	More than 3 years	Total
Undisputed Trade Receivables - considered good	18,980.04	8,713.60	341.40	1,357.20	453.95	**29,846.19**
Undisputed Trade Receivables – which have significant increase in credit risk	-	-	-	-	-	**-**
Undisputed Trade Receivables – credit impaired	-	-	-	911.16	-	**911.16**
Disputed Trade Receivables–considered good	-	-	-	-	-	**-**
Disputed Trade Receivables – which have significant increase in credit risk	-	-	-	-	-	**-**
Disputed Trade Receivables – credit impaired	-	-	-	-	-	**-**

Note: The date of raising of invoices for sales and services is being taken as due date of realisation of debtors

12	**Cash and cash equivalents**	**As at 31st March 2026**	**As at 31st March 2025**
	Cash and cash equivalents consist of the following:		
	Balance with banks :		
	-in current accounts	76.05	103.18
	-in deposit accounts	0.23	0.21
	Cash in hand	51.89	55.72
		128.17	**159.11**

13	**Other balances with banks**	**As at 31st March 2026**	**As at 31st March 2025**
	Other balances with banks consist of the following:		
	Deposit with Banks*	3,903.15	42.58
	Less : Deposits with banks maturing within 3 months	(0.23)	(0.21)
	Less : Deposits with banks maturing after 12 months	(315.95)	(42.37)
		3,586.97	**-**

Hypothecated/ deposits with Banks/others for security for Debt Service reserve account & others.

14	**Financial assets - Current (at amortised cost)**	**As at 31st March 2026**	**As at 31st March 2025**
	Loans & ICD		
	Loan to Related Parties	4,190.99	654.30
		4,190.99	**654.30**

15	**Financial assets - Current investments (at fair value through Profit & Loss A/c)**	**As at 31st March 2026**	**As at 31st March 2025**
	Quoted Equity shares, fully paid-up	4.54	6.22
	(Refer 'Annexure-1')		
		4.54	**6.22**

16	**Other financial assets (Current)**	**As at 31st March 2026**	**As at 31st March 2025**
	Unsecured and considered good		
	Unbilled revenue receivable	945.84	663.08
	Security deposit	24.42	24.42
		970.26	**687.50**

17	**Other current assets**	**As at 31st March 2026**	**As at 31st March 2025**
	Advance to vendors for goods & services	1,347.65	1,339.00
	Staff advance	11.43	3.56
	Prepaid expenses	57.86	67.50
	Advance portion for which value to be received	277.68	296.46
	Balance recoverable with tax authorities	895.17	1,059.76
		2,589.79	**2,766.28**

Sindhu Trade Links Limited
Standalone Financial Statements
Notes to the financial statements for the year ended 31st March 2026

(in Rs. lakhs)

18 Share capital

Particulars	As at 31st March 2026		As at 31st March 2025	
	No. of shares	Amount	No. of shares	Amount
Authorised share capital				
Equity shares of Re.1 each (Previous year Re. 1 each)	1,56,00,00,000	15,600.00	1,56,00,00,000	15,600.00
	1,56,00,00,000	**15,600.00**	**1,56,00,00,000**	**15,600.00**
Issued, subscribed and fully paid-up				
Equity shares of Re.1 each fully paid (Previous year Re. 1 each)	1,54,19,28,780	15,419.29	1,54,19,28,780	15,419.29
	1,54,19,28,780	**15,419.29**	**1,54,19,28,780**	**15,419.29**

a) Reconciliation of the number of shares outstanding at the beginning and at the end of the reporting period

Particulars	As at 31st March 2026		As at 31st March 2025	
	No. of Shares	Amount	No. of Shares	Amount
Equity shares				
Shares at the beginning of the year	1,54,19,28,780	15,419.29	1,54,19,28,780	15,419.29
Add: Bonus shares issued during the year	-	-	-	-
Total	**1,54,19,28,780**	**15,419.29**	**1,54,19,28,780**	**15,419.29**

b) Terms /rights attached to equity shares

The Company has only one class of equity shares, having a par value of Re. 1 per share. All shares rank pari passu with respect to dividend, voting rights and other terms. Each shareholder is entitled to one vote per share. The dividend proposed, if any, by the Board of Directors is subject to approval of shareholders in the ensuing Annual General Meeting, except in case of interim dividend. The repayment of equity share capital in the event of liquidation and buy back of shares are possible subject to prevalent regulations. In the event of liquidation, normally the equity shareholders are eligible to receive the remaining assets of the Company after distribution of all preferential amounts, in proportion to their shareholding.

c) Details of equity shareholders holding more than 5% shares in the Company

Equity shares of Re.1 each, fully paid up held by	As at 31st March 2026		As at 31st March 2025	
	No. of Shares	% of shares held	No. of Shares	% of shares held
Param Mitra Holdings Private Limited	22,80,00,000	14.79%	22,80,00,000	14.79%
Vrit Pal Sindhu	11,13,29,280	7.22%	11,13,29,280	7.22%
Vir Sen Sindhu	10,80,97,500	7.01%	10,80,97,500	7.01%
Satya Pal Sindhu	10,10,03,400	6.55%	10,10,03,400	6.55%
Rudra Sen Sindhu	8,79,12,000	5.70%	8,79,09,000	5.70%
Dev Suman Sindhu	8,72,65,200	5.66%	8,72,65,200	5.66%
Abhimanyu Sindhu	8,17,74,000	5.30%	8,17,74,000	5.30%
	80,53,81,380	**52.23%**	**80,53,78,380**	**52.23%**

d) Shares held by promoters at 31st March 2026

Promoter's Name	As at 31st March 2026		As at 31st March 2025		% Change during the year
	No of Shares	% of Total Shares	No of Shares	% of Total Shares	
Param Mitra Holdings Private Limited	22,80,00,000	14.79%	22,80,00,000	14.79%	-
Sindhu Farms Private Limited	22,50,000	0.15%	22,50,000	0.15%	-
Abhimanyu Sindhu HUF	3,05,43,900	1.98%	3,05,43,900	1.98%	-
Rudra Sen Sindhu HUF	2,20,50,000	1.43%	2,20,50,000	1.43%	-
Dev Suman Sindhu HUF	1,96,00,800	1.27%	1,96,00,800	1.27%	-
Vir Sen Sindhu HUF	1,70,83,800	1.11%	1,70,83,800	1.11%	-
Vritpal Sindhu	11,13,29,280	7.22%	11,13,29,280	7.22%	-
Satya Pal Sindhu HUF	68,67,000	0.45%	68,67,000	0.45%	-
Mitter Sen HUF	51,21,000	0.33%	51,21,000	0.33%	-
Vir Sen Sindhu	10,80,97,500	7.01%	10,80,97,500	7.01%	-
Satya Pal Sindhu	10,10,03,400	6.55%	10,10,03,400	6.55%	-
Dev Suman Sindhu	8,72,65,200	5.66%	8,72,65,200	5.66%	-
Abhimanyu Sindhu	8,17,74,000	5.30%	8,17,74,000	5.30%	-
Ekta Sindhu	3,24,13,800	2.10%	3,24,13,800	2.10%	-
Rachna Sindhu	3,19,14,600	2.07%	3,19,14,600	2.07%	-
Rudra Sen Sindhu	8,79,12,000	5.70%	8,79,09,000	5.70%	0.00
Usha Sindhu	2,05,24,500	1.33%	2,05,24,500	1.33%	-
Sarvesh Sindhu	1,89,27,000	1.23%	1,89,27,000	1.23%	-
Parmeshwari Devi	1,71,99,000	1.12%	1,71,99,000	1.12%	-
Surabhi Gehlot	1,65,78,000	1.08%	1,65,78,000	1.08%	-
Anika Sindhu	1,62,18,000	1.05%	1,62,18,000	1.05%	-
Shashi Sindhu	1,58,79,600	1.03%	1,58,79,600	1.03%	-
Shahista Gehlot	1,41,84,000	0.92%	1,41,84,000	0.92%	-
Somvir Sindhu	1,24,20,000	0.81%	1,24,20,000	0.81%	-
Sumati Maharia	1,22,49,000	0.79%	1,22,49,000	0.79%	-

Vrit Pal Sindhu HUF	1,06,46,700	0.69%	1,06,46,700	0.69%	-
Saroj Sindhu	93,88,800	0.61%	93,88,800	0.61%	-
Saurabh Sindhu	53,19,000	0.34%	53,19,000	0.34%	-
Smriti Sindhu	52,62,000	0.34%	52,62,000	0.34%	-
Shweta Sindhu	34,11,000	0.22%	34,11,000	0.22%	-
Kulbir Singh	32,40,000	0.21%	32,40,000	0.21%	-
Rajbir Singh	6,75,000	0.04%	6,75,000	0.04%	-
Shreya Sindhu	3,33,000	0.02%	3,33,000	0.02%	-
Srijana Sindhu	2,88,000	0.02%	2,88,000	0.02%	-

19	Other equity	As at 31st March 2026	As at 31st March 2025
	Capital reserve		
	Opening balance	76.47	76.47
	Add: Addition during the year	-	-
	Closing balance	**76.47**	**76.47**
	Capital redemption reserve		
	Opening balance	12.00	12.00
	Add: Addition during the year	-	-
	Closing balance	**12.00**	**12.00**
	Surplus in the statement of profit and loss		
	Opening balance	76,345.67	71,968.05
	Add: Profit/(Loss) for the year	2,457.41	3,849.70
	Add: Other Comprehensive Income/(Loss) of the year	293.18	527.92
	Closing balance	**79,096.26**	**76,345.67**
	Total	**79,184.73**	**76,434.14**

20	Borrowings (Non-current)	As at 31st March 2026	As at 31st March 2025
	Secured loan		
	From banks	1,357.10	2,554.78
	Less: Processing fees pending amortisation	-	14.95
	Less: Amount disclosed under the head 'Short term borrowings'	528.42	1,431.46
		828.68	**1,108.37**
	Unsecured loan		
	Inter corporate deposits	36,768.45	29,736.17
	Loan from directors	273.35	-
	Loan from others	18.52	156.74
		37,060.32	**29,892.91**
	Total	**37,889.00**	**31,001.28**

Note: For disclosure w.r.t security and other related notes, please refer 'Annexure-2' to this financial statements.

21	Provisions (Non-current)	As at 31st March 2026	As at 31st March 2025
	Provision for gratuity	415.52	434.38
		415.52	**434.38**

22	Other Non-current liabilities	As at 31st March 2026	As at 31st March 2025
	Advance payments received for which value to be given	800.00	802.43
	Security deposit received	1,251.10	1,252.38
		2,051.10	**2,054.81**

8 / 23	Deferred tax assets/ liabilities (Net)	As at 31st March 2026	As at 31st March 2025
(i)	**The analysis of deferred tax assets and deferred tax liabilities is as follows:**		
	Deferred tax assets arising on account of		
	-Provision for gratuity	126.92	126.44
		126.92	**126.44**
	Deferred tax liability arising on account of		
	-Property, plant and equipment	36.19	243.30
	-Valuation of equity shares held as investment	2,490.84	2,418.93
	-Measurement of loan at amortised cost	-	(3.76)
		2,527.03	**2,658.47**
	Net deferred tax asset/(deferred tax liability)	**(2,400.11)**	**(2,532.04)**

(ii) The movement in deferred income tax assets and (liabilities) during the year is as follows:

Movement in deferred tax balances	Net balance As at 01st April 2024	Recognised in Profit & Loss A/c	Recognised in OCI	Net balance As at 31st March 2025	Recognised in Profit & Loss A/c	Recognised in OCI	Net balance As at 31st March 2026
Deferred tax asset							
Provision for gratuity	104.68	-	21.76	126.44	27.19	(26.71)	126.92
Total Deferred tax asset	**104.68**	**-**	**21.76**	**126.44**	**27.19**	**(26.71)**	**126.92**
Deferred tax liability							
Property, plant and equipment	279.65	(36.35)	-	243.30	(207.11)	-	36.19

Measurement of loan at amortised cost	10.04	(13.80)	-	(3.76)	3.76	-	0.00
Valuation of equity shares hold as investment	2,261.37	-	157.56	2,418.93	-	71.91	2,490.84
Total deferred tax liability	**2,551.06**	**(50.15)**	**157.56**	**2,658.47**	**(203.34)**	**71.91**	**2,527.03**
Deferred tax asset/ (liability) (Net)	**(2,446.38)**	**50.15**	**135.80**	**(2,532.04)**	**230.53**	**98.60**	**(2,400.11)**

24	Borrowings (Current)	As at 31st March 2026	As at 31st March 2025
	Loans repayable on demand (Secured):		
	Bank overdraft		
	CC from ICICI Bank Limited	195.73	-
	CC from IndusInd Bank Limited	741.94	602.58
	CC from HDFC Bank	-	113.65
	Current maturities of long term borrowings	528.42	1,431.46
		1,466.09	**2,147.69**

25	Trade payables	As at 31st March 2026	As at 31st March 2025
	Total outstanding dues for Micro, Small & Medium Enterprise	741.89	733.80
	Total outstanding dues of other trade payables	1,249.56	3,298.63
		1,991.45	**4,032.43**

Ageing for Trade payables outstanding as at 31st March 2026 is as follows:

Particulars	Less than 1 year	1-2 years	2-3 years	More than 3 years	Total
MSME	317.67	50.75	12.12	200.60	**581.14**
Others	785.81	110.99	117.24	235.52	**1,249.56**
Disputed dues - MSME	-	-	-	160.75	**160.75**
Disputed dues - Others	-	-	-	-	**-**

Ageing for Trade payables outstanding as at 31st March 2025 is as follows:

Particulars	Less than 1 year	1-2 years	2-3 years	More than 3 years	Total
MSME	287.87	50.55	19.28	215.35	**573.05**
Others	2,788.51	156.75	93.71	259.66	**3,298.63**
Disputed dues - MSME	-	-	-	160.75	**160.75**
Disputed dues - Others	-	-	-	-	-

Note: The date of booking of invoice of suppliers and vendors for sales/services is being taken as due date of payment of creditors.

Dues To Micro And Small Enterprises

The Company has certain dues to suppliers registered under Micro, Small and Medium Enterprises Development Act, 2006 ('MSMED Act'). The disclosures pursuant to the said MSMED Act, 2006 are as follows :

Particulars	As at 31st March 2026	As at 31st March 2025
(a) The principal amount remaining unpaid to any supplier at the end of the year.	741.89	733.80
(b) Interest due remaining unpaid to any supplier at the end of the year.	-	-
(c) The amount of interest paid by the buyer in terms of section 16 of the MSMED Act, 2006, along with the amount of the payment made to the supplier beyond the appointed day during the year.	-	-
(d) The amount of interest due and payable for the period of delay in making payment (which have been paid but beyond the appointed day during the year) but without adding the interest specified under the MSMED Act, 2006.	-	-
(e) The amount of interest accrued and remaining unpaid at the end of each accounting year.	-	-
(f) The amount of further interest remaining due and payable even in the succeeding years, until such date when the interest dues above are actually paid to the small enterprises, for the purpose of disallowance of a deductible expenditure under Section 23 of the MSMED Act, 2006.	-	-

Disclosure of payable to vendors as defined under the "Micro, Small and Medium Enterprise Development Act, 2006" is based on the information available with the Company regarding the status of registration of such vendors under the said Act, as per the intimation received from them on requests made by the Company. There are few cases of deficiency in quality of goods and services given by these vendors. In these cases, the amounts payable are not due and hence no provision of interest has been made therein. There are no overdue principal amounts / interest payable amounts for delayed payments to such vendors at the Balance Sheet date. There are no delays in payment made to such suppliers during the year or for any earlier years and accordingly there is no interest paid or outstanding interest in this regard in respect of payment made during the year or on balance brought forward from previous year.

26	Other financial liabilities (Current)	As at 31st March 2026	As at 31st March 2025
	Advance from debtors	80.24	52.32
	Security deposit	591.33	586.77
	Expenses payable	3,917.66	4,844.56
	Dues to employees	272.86	301.99
		4,862.09	**5,785.64**

27	Other current liabilities	As at 31st March 2026	As at 31st March 2025
	Statutory dues payable	243.25	183.55
		243.25	**183.55**

28	Provisions (Current)	As at 31st March 2026	As at 31st March 2025

Provision for gratuity	88.76	67.99
Provision for income tax	959.22	905.71
	1,047.98	**973.70**

Sindhu Trade Links Limited
Standalone Financial Statements
Notes to the financial statements for the year ended 31st March 2026

29 Revenue from operations	For the year ended 31st March 2026	For the year ended 31st March 2025
a) Transportations, Logistics & Construction		
Transportation receipts	30,438.60	31,563.55
Loading receipts	3,999.76	5,443.82
Equipment hire receipts	2,359.90	742.94
Water sprinkle receipts	465.22	406.85
Support services to transportation, loading & mining	397.52	598.22
	37,661.00	**38,755.38**
b) Trading of Oil, Lubricants & Spares		
Sale of diesel, petrol & lubricants	1,905.52	1,754.93
Sale of spare parts	1,134.39	1,024.99
FOL transportation receipts	163.02	160.51
	3,202.93	**2,940.43**
c) Operation & Maintenance Income		
Oil drilling income	1,052.42	4,474.69
	1,052.42	**4,474.69**
d) Finance Operations		
Interest income	454.81	2,371.65
Other Financial Services		
Miscellaneous income	3.86	8.15
Profit on investment measured at FVTPL	-	0.19
Share of profit/ (loss) from JV	(0.06)	0.08
	458.61	**2,380.07**
Grand Total	**42,374.96**	**48,550.57**

30 Other income	For the year ended 31st March 2026	For the year ended 31st March 2025
Other Non-operating income		
Foreign exchange gain (Net)	1,211.97	1,151.86
Discount	175.77	185.18
Miscellaneous income/ Sale of scrap	206.19	226.13
Sundry balances written off	285.84	76.85
Dividend income	1.09	-
Insurance claim received	4.59	2.23
Rental income	126.12	131.70
Profit on sale of Investment/ PPE	-	486.11
	2,011.57	**2,260.06**

31 Cost of materials and services consumed	For the year ended 31st March 2026	For the year ended 31st March 2025
FOL & HSD	3,428.04	6,014.78
Stores & spares	2,004.95	2,509.74
Transportation charges	22,581.36	21,147.03
Equipment hire charges	257.15	93.59
Water tanker expenses	423.83	425.61
Lease rental charges	70.00	420.00
Contractor services	106.70	468.02
Supervision charges expenses	175.80	348.76
	29,047.83	**31,427.53**

32 Purchases of Stock in Trade	For the year ended 31st March 2026	For the year ended 31st March 2025
Purchase of oil and lubricants	1,883.24	1,696.35
Purchase of spare parts	975.69	960.97
	2,858.93	**2,657.32**

33 Changes in inventory of stock-in-trade & finished goods	For the year ended 31st March 2026	For the year ended 31st March 2025
Inventories at the beginning of the year	**284.50**	**178.51**
- Oil and Lubricants	102.81	113.76
- Spares Parts	181.69	64.75
Inventories at the end of the year	**333.20**	**284.50**

- Oil and Lubricants	135.09	102.81
- Spare Parts	198.11	181.69
Decrease / (Increase) during the year	**(48.70)**	**(105.99)**

34 Employee benefit expenses	For the year ended 31st March 2026	For the year ended 31st March 2025
Salaries, wages and bonus	2,524.90	2,669.92
Contribution to provident and other funds		
-Provident Fund	142.94	136.63
-ESI & NPS fund	14.81	68.57
Workmen and staff welfare expenses	94.85	76.99
Provision for gratuity	107.99	124.14
Director's remuneration	5.00	3.55
	2,890.49	**3,079.80**

35 Finance costs	For the year ended 31st March 2026	For the year ended 31st March 2025
Interest expense from financial liabilities measured at amortized cost		
Interest & finance charges paid	3,642.91	3,866.22
Other borrowing cost		
Processing fees	22.95	26.24
Interest on lease hold assets	37.62	9.24
	3,703.48	**3,901.70**

36 Depreciation and Amortization Expenses	For the year ended 31st March 2026	For the year ended 31st March 2025
Depreciation on property, plant and equipment	855.38	820.67
Depreciation on investment property	12.71	12.71
Depreciation on lease hold asset	156.44	47.19
	1,024.53	**880.57**

37 Other expenses	For the year ended 31st March 2026	For the year ended 31st March 2025
Advertisement & Publicity Expense	3.12	2.74
Bank Charges	1.91	13.73
Bad Debts	-	3,335.77
Business Promotion Expenses	1.64	15.59
Commission & Brokerage Expense	-	6.63
Computer Running & Maintenance	1.07	2.59
Conveyance Expense	18.90	20.63
Corporate Social Responsibilities	102.00	129.50
Electricity & Water Expense	17.18	15.12
General Expenses	40.99	49.94
Insurance Expense	138.59	161.70
Legal & Professional Charges	264.23	205.16
Listing Fee	12.26	6.54
Loss on investment measured at FVTPL	1.69	-
Liquidated Damages	6.77	65.93
Interest & Penalty on Taxes	112.85	3.15
Printing & Stationery	7.90	8.81
Property Tax	16.04	0.66
Rates, Fees & Taxes	196.82	195.28
Rent Expenses	7.44	15.41
Vehicle Running & Maintenance	202.73	189.16
Office Repair & Maintenance	161.28	160.69
Statutory Auditor's Remuneration	40.63	38.70
Loss on sale of Investment/ PPE	176.94	-
Telephone & Fax Charges	11.77	11.48
Tour & Travelling	21.59	29.10
Freight Charges	25.07	3.97
	1,591.41	**4,687.98**
* **Statutory Auditor's Remuneration**		
Audit Fees	40.63	38.70
Total	**40.63**	**38.70**

38 Disclosure pursuant to Ind AS 12 "Income taxes"

(i) Tax expense/(credit) recognized in the Statement of Profit & Loss:

Particulars	For the year ended 31st March 2026	For the year ended 31st March 2025
Current Tax		
Current Tax on taxable income for the year	959.22	905.71
	959.22	**905.71**
Deferred Tax		
Deferred tax charge/ (credit)	(230.53)	(50.15)
	(230.53)	**(50.15)**
Income Tax for Earlier Years		
Income tax paid for earlier years	132.46	(89.96)
	132.46	**(89.96)**
Total income tax expense	**861.15**	**765.60**

(ii) **Income tax recognised in other comprehensive income**

Deferred Tax		
Deferred tax charge/ (credit)	98.60	135.80
	98.60	**135.80**

(iii) **Reconciliation of tax expense and the accounting profit multiplied by India's domestic tax rate :**

Particulars	For the year ended 31st March 2026		For the year ended 31st March 2025	
	(%)	Amount	(%)	Amount
Profit/(loss) before tax		**3,318.56**		**4,615.30**
Tax at the Indian tax rate of 25.168% (2024-25 25.168%)	25.17%	835.21	25.17%	1,161.58
Tax effect of:				
Expenses disallowed	9.69%	321.48	6.88%	317.73
Depreciation/ amortisation	-5.92%	(196.55)	-4.37%	(201.59)
Standard deduction allowed on house property	-0.24%	(8.04)	-0.20%	(9.26)
Exempt income	-0.03%	(1.04)	-0.09%	(4.25)
Others	0.25%	8.16	-7.77%	(358.50)
Tax expenses recognised in statement of profit and loss	**28.90%**	**959.22**	**19.62%**	**905.71**

39 Earnings per share

	For the year ended 31st March 2026	For the year ended 31st March 2025
a. Profit/(loss) attributable to equity holders		
Profit/(loss) attributable to equity holders	2,457.41	3,849.70
b. No of equity shares		
Number of equity shares of Re. 1 each at the end of the year(Rs 1 per share previous year)	1,54,19,28,780	1,54,19,28,780
c. Weighted average number of equity shares		
Number of equity shares of Re. 1 each at the end of the year(Rs 1 per share previous year)	1,54,19,28,780	1,54,19,28,780
d. Basic earnings per share (a/b)	**0.16**	**0.25**
e. Diluted earnings per share (a/c)	**0.16**	**0.25**
d. Nominal value per share (in Rs.)	**1.00**	**1.00**

(in Rs. lakhs)

PARTICULARS	As at 31st March 2026	As at 31st March 2025
40 Contingent Liabilities (to the extent not provided for)		
A. Outstanding guarantees and counter guarantees to various banks, in respect of the guarantees given by those banks in favor of various government authorities and others		
In respect of subsidiaries of the Company:		
i. Oceania Resources Pte Ltd. (Corporate Guarantee is given of US$ 70 Million to ICICI Bank (Prev year: US$ 70 Million) Estimated at exchange rate of 94.65 (P.Y.: 85.58) Rs. per USD)	66,255.00	59,906.00

B. Claims against the Company, not acknowledged as debts:-

Forum where dispute is pending	Name of statute	F.Y.	Amount	Amount
High Court, Chhattisgarh	MSME Act, 2006	2023-24	122.34	122.34
Principal Commissioner, Custom House Vishakhapatnam	Custom Laws	2015-16	887.32	887.32
Principal Commissioner, Custom House Vishakhapatnam (Penalty)	Custom Laws	2015-16	100.00	100.00
Commissioner, GST	Central Goods and Service Tax Act, 2017	2017-18	165.38	165.38
Commissioner, GST	Central Goods and Service Tax Act, 2017	2018-19	27.80	27.80
Appellate Tribunal, GST & Central Excise, Bhubaneswar	Central Goods and Service Tax Act, 2017	2017-18	252.39	252.39
Appellate Tribunal, GST & Central Excise, Bhubaneswar (Penalty)	Central Goods and Service Tax Act, 2017	2017-18	252.39	252.39
Appellate Tribunal, GST & Central Excise, Bhubaneswar	Central Goods and Service Tax Act, 2017	2018-19	227.21	227.21
Appellate Tribunal, GST & Central Excise, Bhubaneswar (Penalty)	Central Goods and Service Tax Act, 2017	2018-19	227.21	227.21
Customs, Excise & Service Tax Appellate Tribunal	Central Goods and Service Tax Act, 2017 (Service Tax Act, 1994)	2012-13 to 2016-17	816.29	816.29
Customs, Excise & Service Tax Appellate Tribunal (Penalty)	Central Goods and Service Tax Act, 2017 (Service Tax Act, 1994)	2012-13 to 2016-17	816.29	816.29
Commissioner, GST Chhattisgarh	Central Goods and Service Tax Act, 2017	2021-22	18.10	-
			70,167.72	**63,800.62**

* Claims against the Company, not acknowledged as debts for the year ended March 31, 2026 include demand order received from Principal Commissioner, Custom House Vishakhapatnam for payment of custom duty of Rs. 8,87,32,309 and penalty of Rs. 1,00,00,000. The Company has filled an appeal with CESTAT against the same.

** Claims against the Company, not acknowledged as debts for the year ended March 31, 2026 include demand order received from Principal Commissioner, Central Goods and Service Tax, Delhi North for payment of custom duty of Rs. 8,16,28,638 and penalty of Rs. 8,16,28,638 u/s 78 of Finance Act, 1994 read with Section 174 of the CGST Act, 2017. The Company has filled an appeal with CESTAT against the same.

41 Segment reporting:

A. In accordance with Ind AS 108 'Segment Reporting' on segment reporting as specified in Section 133 of the Companies Act, 2013 read with Rule 7 of the Companies (Accounts) Rule, 2014, the Company has identified four business segments viz. 1) Transportation & Logistics, 2) Oil, Lubricants & Spares, 3) Finance & Investment and 4) Oil Drilling Operations. The above segments have been identified and reported taking into account the differing risks and returns, and the current internal financial reporting systems. For each of the segments, the Chief operating decision maker (CODM) (Chief Financial Officer) reviews internal management reports on at least a quarterly basis. The CODM monitors the operating results separately for the purpose of making decisions about resource allocation and performance assessment.

Segment accounting policies
The accounting principles consistently used in the preparation of the financial statements and consistently applied to record revenue and expenditure in individual segments are as set out in Note 2 to the financial statements. The accounting policies in relation to segment accounting are as under:

(a) Segment assets and liabilities
All segment assets and liabilities have been allocated to the various segments on the basis of specific identification. Segment assets consist principally of property, plant and equipment, capital work in progress, inventories, trade receivables, financial assets, other current assets, other non-current assets and loans. Segment assets do not include unallocated corporate fixed assets, cash and bank balances, advance tax and other assets not specifically identifiable with any segment.

Segment liabilities include all operating liabilities and consist principally of trade payables and accrued liabilities. Segment liabilities do not include borrowings and those related to income taxes.

(b) Segment revenue and expenses
Segment revenue and expenses are directly attributable to the segment and have been allocated to various segments on the basis of specific identification. Segment revenue does not include interest income and other incomes in respect of non-segmental activities. Segment expenses do not include depreciation on unallocated corporate fixed assets, interest expense, tax expense and other expense in respect of non-segmental activities.

Segment revenue, results and capital employed include the respective amounts identifiable to each of the segments. Other unallocable expenditure/assets/liabilities include expenses/assets/liabilities which are not directly identifiable to any business segment.

(in Rs. lakhs)

Segment revenue, results and capital employed					
Particulars	**Transportation & Logistics**	**Oil, Lubricants & Spares**	**Finance & Investment**	**Oil Drilling**	**Total**
Segment revenue					
External revenue	37,661.00	3,202.93	458.61	1,052.42	42,374.96
	(38,755.38)	(2,940.43)	(2,380.07)	(4,474.69)	(48,550.57)
Total segment revenue	**37,661.00**	**3,202.93**	**458.61**	**1,052.42**	**42,374.96**
	(38,755.38)	**(2,940.43)**	**(2,380.07)**	**(4,474.69)**	**(48,550.57)**
Segment results	5,758.19	75.40	(931.13)	108.01	5,010.47
	(4,663.46)	(194.02)	(1,201.18)	(198.28)	(6,256.94)
Less: Finance cost					3,703.48
					(3,901.70)
Operating profit/(loss)					**1,306.99**
					(2,355.24)
Interest and other income					2,011.57
					(2,260.06)
Net profit/(loss) before tax					**3,318.56**
					(4,615.30)
Tax expense					861.15
					(765.60)
Net profit/(loss) after tax					**2,457.41**
					(3,849.70)
Other comprehensive income/(loss)					293.18
					(527.92)
Total comprehensive income/(loss) for the period					**2,750.59**
					(4,377.62)
Depreciation/ amortization expense	723.50	3.70	297.33	-	1,024.53
	(730.37)	(5.10)	(145.10)	(-)	(880.57)
Total Depreciation/ amortization expense	**723.50**	**3.70**	**297.33**	**-**	**1,024.53**
	(730.37)	**(5.10)**	**(145.10)**	**(-)**	**(880.57)**

Figures in ( ) are of previous year March, 2025

Sindhu Trade Links Limited
Standalone Financial Statements
Notes to the financial statements for the year ended 31st March 2026

Segment assets and segment liabilities					
Particulars	**Transportation & Logistics**	**Oil, Lubricants & Spares**	**Finance & Investment**	**Oil Drilling**	**Total**
Assets					
Segment assets (Other than	35,120.83	414.99	1,10,688.62	153.47	1,46,377.91
Cash and bank balances)	(35,992.25)	(337.30)	(1,02,725.48)	(648.09)	(1,39,703.12)
Unallocated corporate assets	-	-	-	-	1,005.85
	(-)	(-)	(-)	(-)	(1,190.02)
Cash and bank balances	11.41	78.93	37.39	0.44	128.17
	(54.41)	(36.28)	(61.02)	(7.40)	(159.11)
Total assets					**1,47,511.93**
					(1,41,052.25)
Liabilities/ Shareholders' funds					
Segment liabilities	7,336.03	664.13	39,422.36	264.69	47,687.21
	(9,240.13)	(761.00)	(31,450.91)	(874.06)	(42,326.10)
Unallocated corporate					5,220.70
liabilities					(6,872.72)
Share capital					15,419.29
					(15,419.29)
Reserves and surplus					79,184.73
					(76,434.14)
Total shareholders' funds					**94,604.02**
					(91,853.43)

Figures in ( ) are of previous year March, 2025

The total of non-current assets other than financial instruments, deferred tax and post employment benefit assets, broken down by location of assets, is shown below:

Particulars	**As at 31 March 2026**	**As at 31 March 2025**
India	4,648.84	4,569.06
	4,648.84	**4,569.06**

The Company derives its 100% revenue from the customers located in India and constitute a single reportable segment for the purpose of geographical segment reporting.

42. Financial instruments - Fair values and risk management

1. Credit risk

Credit risk is the risk of financial loss to the Company if a customer or counterparty to a financial instrument fails to meet its contractual obligations resulting in a financial loss to the Company. Credit risk arises principally from trade receivables, loans & advances, cash & cash equivalents and deposits with banks and financial institutions and customers.

Trade receivables

Customer credit risk is managed according to the Company's established policy, procedures and control relating to customer credit risk management. Credit quality of a customer is assessed based on an credit rating scorecard and individual credit limits are defined in accordance with this assessment.

An impairment analysis is performed at each reporting date on an individual basis for major clients. In addition, a large number of minor receivables are grouped into homogenous groups and assessed for impairment collectively.

Cash and cash equivalents

The Company held cash and cash equivalents of Rs. 128.17 lakhs at 31st March 2026 (Rs. 159.11 lakhs at 31 March 2025) The cash and cash equivalents are held with bank and financial institution with high rating.

Deposits with banks and financial institutions

Credit risk from balances with banks and financial institutions is managed by the Company's treasury department in accordance with the Company's policy. Investments of surplus funds are made only with approved counterparties and within credit limits assigned to each counterparty.

Credit risk is managed on Company wide basis. For banks/financial institutions, only high rated banks/institutions are accepted.

Loans

The Company has given loans and advances as security deposits. The credit risk is managed by the Company in accordance with the Company's policy.

(i) Exposure to credit risk

The carrying amount of financial assets represents the maximum credit exposure. The maximum exposure to credit risk at the reporting date was:

Particulars	As at 31st March 2026	As at 31st March 2025
Financial assets for which loss allowance is measured using 12 months Expected Credit Losses (ECL)		
Loans	16,513.04	11,745.53
Other financial assets	1,417.06	857.33
Investments	75,989.73	76,759.72
	93,919.83	**89,362.58**
Financial assets for which loss allowance is measured using Life time Expected Credit Losses (ECL)		
Trade and other receivable	28,889.46	30,757.35
	28,889.46	**30,757.35**

(ii) Provision for expected credit losses

(a) Financial assets for which loss allowance is measured using 12 month expected credit losses

The Company has assets where the counter-parties have sufficient capacity to meet the obligations and where the risk of default is very low.

(b) Financial assets for which loss allowance is measured using life time expected credit losses

The Company has customers with strong capacity to meet the obligations and therefore the risk of default is negligible or nil. Further, management believes that the unimpaired amounts that are past due by more than 30 days are still collectible in full, based on historical payment behavior and extensive analysis of customer credit risk.

(iii) Ageing analysis of trade receivables

Ageing	As at 31st March 2026	As at 31st March 2025
Not due	-	-
0-30 days past due	5,183.69	7,009.19
31-60 days past due	2,614.28	3,218.42
61-90 days past due	2,384.84	2,955.67
91-180 days	5,865.55	5,796.75
More than 180 days past due	12,841.10	11,777.32
Total	**28,889.46**	**30,757.35**

(iv) Reconciliation of impairment loss provisions

Particulars	As at 31st March 2026	As at 31st March 2025
Financial assets for which loss allowance is measured using 12 months Expected Credit Losses (ECL)		
Investments		
Opening balance	3.23	3.23
Recognised/(reversal) during the year	-	-
	3.23	**3.23**
Financial assets for which loss allowance is measured using Life time Expected Credit Losses (ECL)		
Trade and other receivable		
Opening balance	101.24	434.82
Recognised/(reversal) during the year	-	(333.58)
	101.24	**101.24**

(in Rs. lakhs)

42. Financial instruments – Fair values and risk management (continued)

2. Liquidity risk

Liquidity risk is the risk that the Company will encounter difficulty in meeting the obligations associated with its financial liabilities that are settled by delivering cash or another financial asset. The Company's approach to managing liquidity is to ensure, as far as possible, that it will always have sufficient liquidity to meet its liabilities when due, under both normal and stressed conditions, without incurring unacceptable losses or risking damage to the Company's reputation.

The Company has an appropriate liquidity risk management framework for the management of short, medium and long term funding and liquidity management requirements. The Company manages liquidity risk by maintaining adequate cash reserves, banking facilities and reserve borrowing facilities by continuously monitoring forecast and actual cash flows and matching the maturity profiles of financial assets and liabilities.

The Company's treasury department is responsible for managing the short term and long term liquidity requirements of the Company. Short term liquidity situation is reviewed daily by Treasury. The Board of directors has established policies to manage liquidity risk and the Company's treasury department operates in line with such policies. Any breaches of these policies are reported to the Board of Directors. Long term liquidity position is reviewed on a regular basis by the Board of Directors and appropriate decisions are taken according to the situation.

Typically the Company ensures that it has sufficient cash on demand to meet expected operational expenses for a period of 60 days, including the servicing of financial obligations, this excludes the potential impact of extreme circumstances that cannot reasonably be predicted, such as natural disasters.

The following are the contractual maturities of financial liabilities, based on contractual cash flows:

Contractual maturities of financial liabilities as on 31st March 2026	Not later than 1 year	Later than1 year and not later than 5 years	Later than 5 years	Total
Non-derivative financial liabilities				
Term loans from banks	528.42	828.68	-	1,357.10
Cash Credit	937.67	-	-	937.67
Unsecured Loans	-	37,060.32	-	37,060.32
Retention money/security deposits	591.33	-	-	591.33
Trade payables	1,991.45	-	-	1,991.45
Expenses Payable	3,917.66	-	-	3,917.66
Lease Liability	219.89	321.43	-	541.32
Dues to employees	272.86	-	-	272.86
Advance from Debtors	80.24	-	-	80.24
Total	**8,539.52**	**38,210.43**	**-**	**46,749.95**

Contractual maturities of financial liabilities as on 31st March 2025	Not later than 1 year	Later than1 year and not later than 5 years	Later than 5 years	Total
Non-derivative financial liabilities				
Term loans from banks	1,431.46	1,123.33	-	2,554.79
Cash Credit	716.23	-	-	716.23
Unsecured Loans	-	29,892.91	-	29,892.91
Retention money/security deposits	586.77	-	-	586.77
Trade payables	4,032.43	-	-	4,032.43
Expenses Payable	4,844.56	-	-	4,844.56
Lease Liability	38.41	14.89	-	53.30
Dues to employees	301.99	-	-	301.99
Advance from Debtors	52.32	-	-	52.32
Total	**12,004.17**	**31,031.13**	**-**	**43,035.30**

(in Rs. lakhs)

42. Financial instruments – Fair values and risk management (continued)

3. Market risk

Market risk is the risk that changes in market prices, such as foreign exchange rates, interest rates will affect the Company's income or the value of its holdings of financial instruments. The objective of market risk management is to manage and control market risk exposures within acceptable parameters, while optimising the return.

The Board of Directors is responsible for setting up of policies and procedures to manage market risks of the Company. The regular reviews including diversifications of borrowings to mitigate the market risks are carried out considering the rates of interest and other borrowing terms.

Currency risk

The Company has following financial assets/liabilities in foreign currency as at 31st March 2026 & 31st March 2025

Financial Liabilities

Financial Liabilities	31st March 2026	31st March 2025
	Million USD	Million USD
Currency swap	-	-
Net Exposure to foreign Currency Risk (Liabilities)	**-**	**-**

Financial Assets

Financial Assets	31st March 2026	31st March 2025
	Million USD	Million USD
Loan given	13.02	12.98
Net Exposure to foreign Currency Risk (Assets)	**13.02**	**12.98**

Interest rate risk

The Company is exposed to interest rate risk arising mainly from long term borrowings . The Company is exposed to interest rate risk because the cash flows associated with floating rate borrowings will fluctuate with changes in interest rates.

At the reporting date the interest rate profile of the Company's interest-bearing financial instruments is as follows:

Particulars	As at 31 March 2026	As at 31 March 2025
Financial Assets		
Fixed-rate instruments		
Bank balances other than cash and cash equivalents	3,902.92	42.37
Loans	16,513.04	11,745.53
Total	**20,415.96**	**11,787.90**
Financial Liabilities		
Fixed-rate instruments		
Unsecured Loans	37,060.32	29,892.91
	37,060.32	**29,892.91**
Variable-rate instruments		
Secured term loan from bank	1,357.10	2,539.84
Cash Credit	937.67	716.23
	2,294.77	**3,256.07**
Total	**39,355.09**	**33,148.98**

(in Rs. lakhs)

Fair value sensitivity analysis for fixed-rate instruments

The Company's fixed rate instruments are carried at amortised cost. They are therefore not subject to interest rate risk, since neither the carrying amount nor the future cash flows will fluctuate because of a change in market interest rates.

Cash flow sensitivity analysis for variable-rate instruments

A change of 50 basis points in interest rates at the reporting date would have increased (decreased) equity and profit or loss by the amounts shown below. This analysis assumes that all other variables, in particular foreign currency rates, remain constant. The analysis is performed on the same basis for the previous year.

Particulars	Profit/ (loss), net of tax	
	50 bp increase	50 bp decrease
As at 31st March 2026		
Secured term loan from bank	(5.08)	5.08
Cash credit/ Bank overdraft	(3.51)	3.51
	(8.59)	**8.59**
As at 31st March 2025		
Secured term loan from bank	(9.50)	9.50
Cash credit/ Bank overdraft	(2.68)	2.68
	(12.18)	**12.18**

(in Rs. lakhs)

43 Fair Value Measurements

(a) Financial instruments by category

Particulars	31st March 2026 Carrying value			31st March 2025 Carrying value		
	FVTPL	FVOCI	Amortised Cost	FVTPL	FVOCI	Amortised Cost
Financial assets						
Non-current						
Investment	-	13,078.41	75,986.51	-	13,048.99	76,756.49
Other financial assets	-	-	489.17	-	-	200.59
Loans	-	-	12,322.05	-	-	11,091.23
Current						
Trade receivables	-	-	28,889.46	-	-	30,757.35
Cash and cash equivalents	-	-	128.17	-	-	159.11
Other balances with banks	-	-	3,586.97	-	-	-
Investment	4.54	-	-	6.22	-	-
Loans	-	-	4,190.99	-	-	654.30
Other financial assets	-	-	970.26	-	-	687.50
TOTAL	**4.54**	**13,078.41**	**1,26,563.58**	**6.22**	**13,048.99**	**1,20,306.57**
Financial liabilities						
Non Current						
Lease Liability	-	-	321.43	-	-	14.89
Borrowings	-	-	37,889.00	-	-	31,001.28
Current						
Lease Liability	-	-	219.89	-	-	38.41
Borrowings	-	-	1,466.09	-	-	2,147.69
Trade payables	-	-	1,991.45	-	-	4,032.43
Other financial liabilities	-	-	4,862.09	-	-	5,785.64
TOTAL	**-**	**-**	**46,749.95**	**-**	**-**	**43,020.34**

(b) Fair value hierarchy

This section explains the judgments and estimates made in determining the fair values of the financial instruments that are measured at amortized cost, FVTPL and FVTOCI and for which fair values are disclosed in the financial statements. To provide an indication about the reliability of the inputs used in determining fair value, the company has classified its financial instruments into the three levels prescribed under the accounting standard. An explanation of each level follows underneath the table.

Assets and liabilities which are measured at FVTOCI/FVTPL for which fair values are disclosed

Particulars	31st March 2026			31st March 2025		
	Level 1	Level 2	Level 3	Level 1	Level 2	Level 3
Financial assets						
Investment*	4.54	-	13,078.41	6.47	-	13,048.74

Assets and liabilities which are measured at amortized cost for which fair values are disclosed

Particulars	31st March 2026			31st March 2025		
	Level 1	Level 2	Level 3	Level 1	Level 2	Level 3
Financial assets						
Non-current						
Investment	-	-	75,986.51	-	-	76,756.49
Loans	-	-	12,322.05	-	-	11,091.23
Other financial assets	-	-	489.17	-	-	200.59
Current						
Trade receivables	-	-	28,889.46	-	-	30,757.35
Cash and cash equivalents	-	-	128.17	-	-	159.11
Other balances with banks	-	-	3,586.97	-	-	-
Loans	-	-	4,190.99	-	-	654.30
Other financial assets	-	-	970.26	-	-	687.50
Financial liabilities						
Non Current						
Lease Liability	-	-	321.43	-	-	14.89
Borrowings	-	-	37,889.00	-	-	31,001.28
Current						
Lease Liability	-	-	219.89	-	-	38.41
Borrowings	-	-	1,466.09	-	-	2,147.69
Trade payables	-	-	1,991.45	-	-	4,032.43
Other financial liabilities	-	-	4,862.09	-	-	5,785.64

(in Rs. lakhs)

The Company has an established control framework with respect to the measurement of fair values. This includes a valuation team that has overall responsibility for overseeing all significant fair value measurements and reports directly to the Chief finance officer. The valuation team regularly reviews significant unobservable inputs and valuation adjustments. If third party information, such as broker quotes or pricing services, is used to measure fair values, then the valuation team assesses the evidence obtained from the third parties to support the conclusion that these valuations meet the requirements of Ind AS, including the level in the fair value hierarchy in which the valuations should be classified. Significant valuation issues are reported to the Company's audit committee.

(in Rs. lakhs)

Measurement of fair values

The different levels of fair value have been defined below:

Level 1: Level 1 hierarchy includes financial instruments measured using quoted prices. This includes listed equity instruments and traded bonds that have quoted price.

Level 2: The fair value of financial instruments that are not traded in an active market is determined using valuation techniques which maximise the use of observable market data and rely as little as possible on entity specific estimates. If all significant inputs required to fair value an instrument are observable, the instrument is included in level 2.

Level 3: If one or more of the significant inputs is not based on observable market data, the instrument is included in level 3. The fair value of financial assets and liabilities included in Level 3 is determined in accordance with generally accepted pricing models based on discounted cash flow analysis using prices from observable current market transactions and dealer quotes of similar instruments. This level includes derivative MTM assets/liabilities.

Valuation technique used to determine fair value

Specific valuation technique used to value financial instruments include:
- the use of quoted market prices or dealer quotes for similar instruments
- the fair value of interest rate swaps is calculated as the present value of the estimated future cash flows based on observable yield curves
- the fair value of principal swaps is determined using forward exchange rates at the balance sheet date
- the fair value of the financial instruments is determined using discounted cash flow analysis.

(b) Fair value of financial assets and liabilities measured at amortized cost

Particulars	31st March 2026		31st March 2025	
	Carrying Value	Fair value	Carrying Value	Fair value
Financial assets				
Non-Current				
Investment	75,986.51	75,986.51	76,756.49	76,756.49
Loans	12,322.05	12,322.05	11,091.23	11,091.23
Other financial assets	489.17	489.17	200.59	200.59
Current				
Trade receivables	28,889.46	28,889.46	30,757.35	30,757.35
Cash and cash equivalents	128.17	128.17	159.11	159.11
Other Balance with Bank	3,586.97	3,586.97	-	-
Loans	4,190.99	4,190.99	654.30	654.30
Other financial assets	970.26	970.26	687.50	687.50
TOTAL	**1,26,563.58**	**1,26,563.58**	**1,20,306.57**	**1,20,306.57**
Financial liabilities				
Non Current				
Lease Liability	321.43	321.43	14.89	14.89
Borrowings	37,889.00	37,889.00	31,001.28	31,001.28
Current				
Lease Liability	219.89	219.89	38.41	38.41
Borrowings	1,466.09	1,466.09	2,147.69	2,147.69
Trade payables	1,991.45	1,991.45	4,032.43	4,032.43
Other financial liabilities	4,862.09	4,862.09	5,785.64	5,785.64
TOTAL	**46,749.95**	**46,749.95**	**43,020.34**	**43,020.34**

The carrying amounts of trade receivables, trade payables, cash and cash equivalents, bank balances other then cash, deposits with banks and interest accrued but not due and other current financial assets and current financial liabilities, approximates the fair values, due to their short-term nature.

Non current financial assets consists of fixed deposits whose the carrying amounts are equal to the fair values.

For financial assets and liabilities that are measured at fair value, the carrying amounts are equal to the fair values.

(in Rs. lakhs)

44 Financial Risk Management

The Company's principal financial liabilities comprise loans and borrowings in domestic currency, trade payables and other payables. The main purpose of these financial liabilities is to finance the Company's operations. The Company's principal financial assets include loans, trade & other receivables, and cash and short-term deposits that derive directly from its operations.

The Company is exposed to the following risks from its use of financial instruments:
- Credit risk
- Liquidity risk
- Market risk

This note explains the sources of risk which the entity is exposed to and how the entity manages the risk.

Risk	Exposure arising from	Measurement	Management
Credit Risk	Cash and cash equivalents, trade receivables, financial assets measured at amortised cost.	Ageing analysis Credit ratings	Diversification of bank deposits, credit limits and letters of credit
Liquidity risk	Borrowings and other liabilities	Cash flow forecasting Sensitivity analysis	Availability of borrowing facilities
Market risk – interest rate risk	Long-term borrowings at variable rates	Sensitivity analysis	Diversification and regular review of borrowings

Risk management framework

The Company's activities makes it susceptible to various risks. The Company has taken adequate measures to address such concerns by developing adequate systems and practices. The Company's overall risk management program focuses on the unpredictability of markets and seeks to manage the impact of these risks on the Company's financial performance.

The Board of Directors has overall responsibility for the establishment and oversight of the Company's risk management framework. In order to institutionalize the risk management in the Company, an elaborate Enterprise wide Risk Management (ERM) framework has been developed. As a part of the implementation of ERM framework, an Enterprise Risk Management Committee (ERMC) with various Executive Directors as its members has been constituted with an objective to develop and monitor the Company's risk management policies and strengthen the risk management framework. Enterprise risk management committee after deliberations has identified enterprise wide risk and various action plans for short term as well as long term have been formulated to mitigate these risks.

The Committee is also responsible for reviewing and updating the risk profile, monitoring the effectiveness of the risk management framework and reviewing at least annually the implementation of the risk management policy and framework. The Committee reports regularly to the Board of Directors on its activities.

The Company's risk management policies are established to identify and analyse the risks faced by the Company, to set appropriate risk limits and controls, and to monitor risks and adherence to limits. Risk management policies and systems are reviewed regularly to reflect changes in market conditions and the Company's activities. The Company, through its training and management standards and procedures, aims to develop a disciplined and constructive control environment in which all employees understand their roles and obligations.

The Company has policies covering specific areas, such as interest rate risk, credit risk, liquidity risk, and the use of non-derivative financial instruments. Compliance with policies and exposure limits is reviewed on a continuous basis.

STLL Sindhu Trade Links Ltd.

"CONSOLIDATED FINANCIAL STATEMENTS"

INDEPENDENT AUDITOR'S REPORT

TO THE MEMBERS OF SINDHU TRADE LINKS LIMITED

Report on the Audit of the Consolidated Financial Statement

Opinion

We have audited the accompanying Consolidated Financial Statements of **Sindhu Trade Links Limited** ("hereinafter referred to as "the Holding Company") & its Subsidiaries (the Holding Company and its subsidiaries together referred to as "the Group"), and group share of net profit/loss in Associates, which comprise the Consolidated Balance sheet as at 31st March, 2026, the Consolidated Statement of Profit and Loss, including the statement of Other Comprehensive Income, the Consolidated Cash Flow Statement and the Consolidated Statement of Changes in Equity for the year then ended, and notes to the Consolidated Financial Statements, including a summary of significant accounting policies and other explanatory information. (herein after referred to as Consolidated financial Statement).

In our opinion and to the best of our information and according to the explanations given to us, and based on the consideration of reports of the other auditors on separate / consolidated financial statements / financial information of the subsidiaries, associates and joint ventures referred to in the Other Matters section below, the aforesaid Consolidated Financial Statements give the information required by the Companies Act, 2013 ("the Act") in the manner so required and give a true and fair view in conformity with the Indian Accounting Standards prescribed under Section 133 of the Act read with the Companies (Indian Accounting Standards) Rules, 2015, as amended ('Ind AS'), and other accounting principles generally accepted in India, of the consolidated state of affairs of the Group as at 31st March, 2026, and their consolidated profit including other comprehensive income, their consolidated cash flows and their consolidated changes in equity for the year ended on that date.

BASIS FOR OPINION

We conducted our audit of the Consolidated Financial Statements in accordance with the Standards on Auditing specified under Section 143(10) of the Act (SAs). Our responsibilities under those Standards are further described in the Auditor's Responsibility for the Audit of the Consolidated Financial Statements section of our report. We are independent of the Group, its associates and joint ventures in accordance with the Code of Ethics issued by the Institute of Chartered Accountants of India (ICAI) together with the ethical requirements that are relevant to our audit of the Consolidated Financial Statements under the provisions of the Act and the Rules made thereunder, and we have fulfilled our other ethical responsibilities in accordance with these requirements and the ICAI's Code of Ethics. We believe that the audit evidence obtained by us and the audit evidence obtained by the other auditors in terms of their reports referred to in the sub-paragraphs (c) and (d) of the Other Matters section below, is sufficient and appropriate to provide a basis for our audit opinion on the Consolidated Financial Statements.

EMPHASIS OF MATTERS

We draw attention to Note no. 48(d) of the Consolidated Financial Statements w.r.t as follows:

Which discloses that Oceania Resources Pty Limited (a step-down subsidiary incorporated in Australia) is currently under voluntary administration. The financial impact of this proceeding has been appropriately reflected in these consolidated financial statements.

Our Report is not qualified in respect of this matter.

KEY AUDIT MATTERS

Key audit matters ('KAM') are those matters that, in our professional judgment, were of most significance in our audit of the Consolidated Financial Statements of the current period. These matters were addressed in the context of our audit of the Consolidated Financial Statements as a whole, and in forming our opinion thereon, and we do not provide a separate opinion on these matters.

1. Key Audit Matter

Investments

The Group has invested in equity and preference shares, the carrying amount of which is calculated by the management in accordance with Ind AS 32, 107 and 109 provided in Note 6 and Note 15 of the Consolidated Financial Statements.

Considering the materiality of the amounts involved, the significant management judgment is required in estimating the quantum of diminution in the value of investments and such estimates and judgments being inherently subjective, this matter has been identified as a key audit matter which is described in Note 2(j) to the Consolidated Financial Statements.

Auditor's Response

Our audit procedures assessed the appropriateness of methodology and valuation model used by management to estimate the value of investments.

Based on our procedures, we considered the adequacy of disclosures in respect of investments in the notes to the Consolidated Financial Statements.

2. Key Audit Matter

Evaluation of Uncertain Tax Positions & Other Contingent Liabilities

The Group has material uncertain tax positions including matters under dispute which involves significant judgment to determine the possible outcome of these disputes.

The Group also has material contingent liabilities including outstanding guarantees; counter guarantees and omnibus counter guarantees to various banks and claims against the company under dispute which involves significant judgment to determine the possible outcome of these disputes as mentioned in Note 38 to the Consolidated Financial Statements.

Auditor's Response

Obtained details of completed tax assessments and demands till the year ended 31st March, 2026 from the management. We involved our internal experts to challenge the management's underlying assumptions in estimating the tax provision and the possible outcome of the disputes. Our internal experts also considered legal precedence and other rulings in evaluating management's position on these uncertain tax positions.

Our audit procedure on contingent liabilities included :

- Obtaining an understanding of the systems and controls implemented by management for recognizing the guarantees.
- Evaluation of purposes for which the various bank guarantees are provided.
- Our internal experts read and analysed external legal opinions/ consultations by management for the disputes pending in various forums.
- Discussed with appropriate senior management regarding the claims against the company and assessment orders.

- Assessed management's estimate of the possible outcome of the disputed cases.

3. Key Audit Matter

Related Party Transactions

During the year, the Group has generated major portion of revenue and has incurred significant amount of expense with the related parties.

Ind AS 24 "Related Party Disclosures", requires substantive disclosures for the related party transactions which are disclosed in Note 49 to the Consolidated Financial Statements.

Determination of substance of the transactions and transaction price for such related party transactions is a key audit matter considering the significance of the transaction value and the significant judgments involved in determining the transaction value.

Auditor's Response

- Our audit procedures included considering the compliance with the various requirements for entering in to such related party transactions.
- We performed test of controls over related party transactions through inspection of evidence of performance of these controls.
- We performed the following tests of details:
    - We have evaluated the relevant work orders and market price.
    - We have read the approvals obtained from Audit Committee, Board of Directors and Shareholders for the transactions.
- We have assessed the disclosures to be made in accordance with Ind AS 24 "Related Party Disclosures".

INFORMATION OTHER THAN THE FINANCIAL STATEMENTS AND AUDITORS' REPORT THEREON

The Parent's Board of Directors is responsible for the other information. The other information comprises the information included in the Annual Report, but does not include the Consolidated Financial Statements, Standalone Financial Statements, and our auditor's report thereon.

Our opinion on the Consolidated Financial Statements does not cover the other information and we do not express any form of assurance conclusion thereon.

In connection with our audit of the Consolidated Financial Statements, our responsibility is to read the other information, compare with the financial statements / financial information of the joint operations, subsidiaries, joint ventures and associates audited by the other auditors, to the extent it relates to these entities and, in doing so, place reliance on the work of the other auditors and consider whether the other information is materially inconsistent with the Consolidated Financial Statements or our knowledge obtained during the course of our audit or otherwise appears to be materially misstated. Other information so far as it relates to the joint operations, subsidiaries, joint ventures, and associates, is traced from their financial statements / financial information audited by the other auditors.

If, based on the work we have performed, we conclude that there is a material misstatement of this other information, we are required to report that fact. We have nothing to report in this regard.

RESPONSIBILITIES OF MANAGEMENT FOR THE CONSOLIDATED FINANCIAL STATEMENTS

The Parent's Board of Directors is responsible for the matters stated in Section 134(5) of the Act with respect to the preparation of these Consolidated Financial Statements that give a true and fair view of the consolidated financial position, consolidated financial performance including other comprehensive income, consolidated cash flows and consolidated changes in equity of the Group including its associates and joint ventures in accordance with the Ind AS and other accounting principles generally accepted in India. The respective Board of Directors of the companies included in the Group and of its associates and joint ventures are responsible for maintenance of adequate accounting records in accordance with the provisions of the Act for safeguarding the assets of the Group and its associates and its joint ventures and for preventing and detecting frauds and other irregularities; selection and application of appropriate accounting policies; making judgments and estimates that are reasonable and prudent; and design, implementation and maintenance of adequate internal financial controls, that were operating effectively for ensuring the accuracy and completeness of the accounting records, relevant to the preparation and presentation of the financial statements that give a true and fair view and are free from material misstatement, whether due to fraud or error, which have been used for the purpose of preparation of the Consolidated Financial Statements by the Directors of the Parent, as aforesaid.

In preparing the Consolidated Financial Statements, the respective Board of Directors of the companies included in the Group and of its associates and joint ventures are responsible for assessing the ability of the respective entities to continue as a going concern, disclosing, as applicable, matters related to going concern and using the going concern basis of accounting unless the respective Board of Directors either intends to liquidate their respective entities or to cease operations, or has no realistic alternative but to do so.

The respective Board of Directors of the companies included in the Group and of its associates and joint ventures are also responsible for overseeing the financial reporting process of the Group and of its associates and joint ventures

AUDITORS' RESPONSIBILITIES FOR THE AUDIT OF THE CONSOLIDATED FINANCIAL STATEMENTS

Our objectives are to obtain reasonable assurance about whether the Consolidated Financial Statements as a whole are free from material misstatement, whether due to fraud or error, and to issue an auditors' report that includes our opinion. Reasonable assurance is a high level of assurance, but is not a guarantee that an audit conducted in accordance with SAs will always detect a material misstatement when it exists. Misstatements can arise from fraud or error and are considered material if, individually or in the aggregate, they could reasonably be expected to influence the economic decisions of users taken on the basis of these Consolidated Financial statements.

As part of an audit in accordance with SAs, we exercise professional judgement and maintain professional scepticism throughout the audit. We also:

- Identify and assess the risks of material misstatement of the Consolidated Financial Statements, whether due to fraud or error, design and perform audit procedures responsive to those risks, and obtain audit evidence that is sufficient and appropriate to provide a basis for our opinion. The risk of not detecting a material misstatement resulting from fraud is higher than for one resulting from error, as fraud may involve collusion, forgery, intentional omissions, misrepresentations, or the override of internal control.

- Obtain an understanding of internal financial control relevant to the audit in order to design audit procedures that are appropriate in the circumstances. Under Section 143(3)(i) of the Act, we are also responsible for expressing our opinion on whether the Parent has adequate internal financial controls system in place and the operating effectiveness of such controls.

- Evaluate the appropriateness of accounting policies used and the reasonableness of accounting estimates and related disclosures made by management.

- Conclude on the appropriateness of management's use of the going concern basis of accounting and, based on the audit evidence obtained, whether a material uncertainty exists related to events or conditions that may cast significant doubt on the ability of the Group and its associates and joint ventures to continue as a going concern. If we conclude that a material uncertainty exists, we are required to draw attention in our auditor's report to the related disclosures in the Consolidated Financial Statements or, if such disclosures are inadequate, to modify our opinion. Our conclusions are based on the audit evidence obtained up to the date of our auditor's report. However, future events or conditions may cause the Group and its associates and joint ventures to cease to continue as a going concern.

- Evaluate the overall presentation, structure and content of the Consolidated Financial Statements, including the disclosures, and whether the Consolidated Financial Statements represent the underlying transactions and events in a manner that achieves fair presentation.

- Obtain sufficient appropriate audit evidence regarding the financial information of the entities or business activities within the Group and its associates and joint ventures to express an opinion on the Consolidated Financial Statements. We are responsible for the direction, supervision and performance of the audit of the financial statements of such entities or business activities included in the Consolidated Financial Statements of which we are the independent auditors. For the other entities or business activities included in the Consolidated Financial Statements, which have been audited by the other auditors, such other auditors remain responsible for the direction, supervision and performance of the audits carried out by them. We remain solely responsible for our audit opinion.

Materiality is the magnitude of misstatements in the Consolidated Financial Statements that, individually or in aggregate, makes it probable that the economic decisions of a reasonably knowledgeable user of the Consolidated Financial Statements may be influenced. We consider quantitative materiality and qualitative factors in (i) planning the scope of our audit work and in evaluating the results of our work; and (ii) to evaluate the effect of any identified misstatements in the Consolidated Financial Statements.

We communicate with those charged with governance of the Parent and such other entities included in the Consolidated Financial Statements of which we are the independent auditors regarding, among other matters, the planned scope and timing of the audit and significant audit findings, including any significant deficiencies in internal control that we identify during our audit.

We also provide those charged with governance with a statement that we have complied with relevant ethical requirements regarding independence, and to communicate with them all relationships and other matters that may reasonably be thought to bear on our independence, and where applicable, related safeguards.

From the matters communicated with those charged with governance, we determine those matters that were of most significance in the audit of the Consolidated Financial Statements of the current year and are therefore the key audit matters. We describe these matters in our auditor's report unless law or regulation precludes public disclosure about the matter or when, in extremely rare circumstances, we determine that a matter should not be communicated in our report because the adverse consequences of doing so would reasonably be expected to outweigh the public interest benefits of such communication.

OTHER MATTERS

The accompanying financials includes the standalone/consolidated financial statements, in respect of-

a) Two subsidiaries, whose audited standalone financial results/financial information reflect total assets of Rs. 8,972.39 Lacs as at 31 March 2026, total revenues of Rs. 1,543.40 Lacs and Rs. 5,132.06 Lacs for the quarter and year ended 31 March 2026 respectively, total profit/(loss) before tax of Rs. 437.58 Lacs and Rs. 188.87 Lacs for the quarter and year ended 31 March 2026 respectively, total comprehensive income/(loss) of Rs. 413.48 Lacs and Rs. 143.08 Lacs for the quarter and year ended 31 March 2026 respectively, and net cash outflow of Rs. 34.17 Lacs for the year ended 31 March 2026, as considered in the Statement which have been audited by us.

b) One Associate, whose audited standalone financial results/financial information reflect Group's share of profit/(loss) after tax of Rs. Nil Lacs and Rs. Nil Lacs for the quarter and year ended 31 March 2026 respectively, total comprehensive income/(loss) of Rs. Nil Lacs and Rs. Nil Lacs for the quarter and year ended 31 March 2026 respectively, as considered in the Statement which have been audited by us.

c) One subsidiary, which have not been audited by us, whose audited consolidated financial statements/financial results/financial Information reflect total assets of Rs. 2,14,573.57 Lacs as at 31 March, 2026, total revenues of Rs. (141.98) Lacs and Rs. 5,024.04 Lacs for the quarter and year ended 31 March, 2026 respectively, total Profit/(Loss) before tax of Rs. 149.48 Lacs and Rs. 3,129.42 Lacs for the quarter and year ended 31 March 2026 respectively, total comprehensive Income/(loss) of Rs. (13,544.03) Lacs and Rs. (10,559.80) Lacs for the quarter and year ended 31 March, 2026 respectively, and net cash outflow of Rs. 1,214.28 Lacs for the year ended 31 March, 2026, as considered in the Statement which have been audited by other auditors.

   W.r.t details of 1 subsidiary mentioned in point (c) above, respective auditor did not audit the financial statements/ financial information of few subsidiaries of the entity mentioned in point (c) above, whose consolidated financial statement reflect total assets of US$131,967,253 (equivalent INR 1,24,912.68 Lacs) as at 31 March 2026 & total revenues of US$ 612,765 (equivalent INR 552.21 Lacs) for the year ended 31 March 2026, as considered in the special purpose consolidated Ind AS financial statements of the entity mentioned in point (c). These financial statements were audited for the calendar year ended 31 December 2025 except for one stepdown associate whose share of net profit included in the Consolidated financial results for the year ended 31 March 2026 was US $ 30,71,894 (equivalent INR 2,768.33 Lacs) and their financial statements as at and for the year ended March 31,2026 are unaudited and have been furnished to them by the Management and their report, in so far as it relates to the aforesaid subsidiaries including associates, is based solely on such Management certified financial statements/ financial information and explanations given to them by the Management.

   W.r.t details of 1 subsidiary mentioned in point (c) above, respective auditor did not audit the financial statements/ financial information of associates of the entity mentioned in point (c) above whose consolidated financial statement reflects Group's share of profit of US$ 3,009,338 (equivalent INR 2,711.95 Lacs).

   The reports on the audited/unaudited financial statements/financial results/financial information of these entities have been furnished to them by the Management and our opinion on the Statement, in so far as it relates to the amounts and disclosures included in respect of these entities, is based solely on the reports of auditor of entity mentioned in point (c) above, who has audited the financials, for the limited purpose of facilitating the preparation of the consolidated Ind AS financial statements of Sindhu Trade Links Limited (the parent) and the procedures performed by us as stated under Auditor's Responsibilities for the Audit of the Statement section above.

d) Two Associate, whose audited standalone financial results/financial information reflect Group's share of profit/(loss) after tax of Rs. (1.47) Lacs and Rs. (1.47) Lacs for the quarter and year ended 31 March 2026 respectively, total comprehensive income/(loss) of Rs. (1.47) Lacs and Rs. (1.47) Lacs for the quarter and year ended 31 March 2026 respectively, as considered in the Statement which have been audited by other auditors.

Our opinion on the Consolidated Financial Statements above and our report on Other Legal and Regulatory Requirements below, is not modified in respect of the above matters with respect to our reliance on the work done and the reports of the other auditors and the financial statements / financial information certified by the Management.

REPORT ON OTHER LEGAL AND REGULATORY REQUIREMENTS

1. With respect to the matters specified in clause (xxi) of paragraph 3 and paragraph 4 of the Companies (Auditor's Report) Order, 2020 ("CARO") issued by the Central Government in terms of Section 143(11) of the Act, according to the information and explanations given to us, and based on the CARO reports issued by us and the auditors of respective companies included in the Consolidated Financial Statements, which are Companies incorporated in India, to which reporting under CARO is applicable, as provided to us by the Management of the Parent, we report that in respect of those companies where audits have been completed under Section 143 of the Act, there are no qualifications or adverse remarks by the respective auditors in the CARO reports of the said companies included in the Consolidated Financial Statements.

2. As required by Section 143(3) of the Act, based on our audit and on the consideration of the reports of the other auditors on the Standalone / Consolidated Financial Statements / financial information of the subsidiaries, associates and joint ventures referred to in the Other Matters section above we report, to the extent applicable that:

(a)We have sought and obtained all the information and explanations which to the best of our knowledge and belief were necessary for the purposes of our audit of the aforesaid Consolidated Financial Statements.

(b) In our opinion, proper books of account as required by law relating to preparation of the aforesaid Consolidated Financial Statements have been kept so far as it appears from our examination of those books and the reports of the other auditors.

(c) The Consolidated Balance Sheet, the Consolidated Statement of Profit and Loss including Other Comprehensive Loss, the Consolidated Statement of Cash Flow and the Consolidated Statement of Changes in Equity dealt with by this Report are in agreement with the relevant books of account maintained for the purpose of preparation of the Consolidated Financial Statements.

(d) In our opinion, the aforesaid Consolidated Financial Statements comply with the Accounting Standards specified under Section 133 of the Act, read with Companies (Indian Accounting Standards) Rules, 2015, as amended;

(e) On the basis of the written representations received from the directors of the Parent as on 31st March, 2026 taken on record by the Board of Directors of the Parent and the reports of the statutory auditors of its subsidiary companies, associate companies and joint venture companies incorporated in India, none of the directors of the Group companies, its associate companies and joint venture companies incorporated in India is disqualified as on 31st March, 2026 from being appointed as a director in terms of Section 164(2) of the Act, except, Mr. Solomon Methusila having Din No. 07228410 who is the nominee director in one of the Associate Company.

(f) With respect to the adequacy of the internal financial controls over financial reporting with reference to Consolidated Financial Statements and the operating effectiveness of such controls, refer to our separate Report in "Annexure A" which is based on the auditors' reports of the Parent, subsidiary companies, associate companies and joint venture companies incorporated in India. Our report expresses an unmodified opinion on

the adequacy and operating effectiveness of internal financial controls over financial reporting with reference to Consolidated Financial Statements of those companies.

(g) With respect to the other matters to be included in the Auditor's Report in accordance with the requirements of Section 197(16) of the Act, as amended, in our opinion and to the best of our information and according to the explanations given to us and based on the auditor's reports of subsidiary companies, associate companies and joint venture companies incorporated in India, no remuneration paid by the Parent and the remuneration paid by such subsidiary companies, associate companies and joint venture companies to their respective directors during the year is in accordance with the provisions of Section 197 of the Act read with Schedule V of the Act.

(h) With respect to the other matters to be included in the Auditor's Report in accordance with Rule 11 of the Companies (Audit and Auditors) Rules, 2014, as amended in our opinion and to the best of our information and according to the explanations given to us and based on the auditor's reports of subsidiary companies, associate companies and joint venture companies incorporated in India:

i. The Consolidated Financial Statements disclose the impact of pending litigations on the consolidated financial position of the Group, its associates and joint ventures;

ii. The Group do not have any long-term contracts including derivative contracts for which there were any material foreseeable losses;

iii. The Group do not have any dues on account of Investor Education and Protection Fund.

iv. (a) The respective Managements of the Parent and its subsidiaries, associates and joint ventures which are companies incorporated in India, whose financial statements have been audited under the Act, have represented to us and to the other auditors of such subsidiaries, associates and joint ventures respectively that, to the best of their knowledge and belief, as disclosed in the notes to the Consolidated Financial Statements, no funds have been advanced or loaned or invested (either from borrowed funds or share premium or any other sources or kind of funds) by the Parent or any of such subsidiaries, associates and joint ventures to or in any other person(s) or entity(ies), including foreign entities ("Intermediaries"), with the understanding, whether recorded in writing or otherwise, that the Intermediary shall, directly or indirectly lend or invest in other persons or entities identified in any manner whatsoever by or on behalf of the Parent or any of such subsidiaries, associates and joint ventures ("Ultimate Beneficiaries") or provide any guarantee, security or the like on behalf of the Ultimate Beneficiaries.

(b) The respective Managements of the Parent and its subsidiaries, associates and joint ventures which are companies incorporated in India, whose financial statements have been audited under the Act, have represented to us and to the other auditors of such subsidiaries, associates and joint ventures respectively that, to the best of their knowledge and belief, as disclosed in the notes to the Consolidated Financial Statements, no funds have been received by the Parent or any of such subsidiaries, associates and joint ventures from any person(s) or entity(ies), including foreign entities ("Funding Parties"), with the understanding, whether recorded in writing or otherwise, that the Parent or any of such subsidiaries, associates and joint ventures shall, directly or indirectly, lend or invest in other persons or entities identified in any manner whatsoever by or on behalf of the Funding Party ("Ultimate Beneficiaries") or provide any guarantee, security or the like on behalf of the Ultimate Beneficiaries.

(c) Based on the audit procedures performed that have been considered reasonable and appropriate in the circumstances performed by us and that performed by the auditors of the subsidiaries, associates and joint ventures which are companies incorporated in India whose financial statements have been audited under the Act, nothing has come to our or other auditor's notice that has caused us or the other auditors to believe that the representations under sub-clause (i) and (ii) of Rule 11(e), of the Companies (Audit and Auditors) Rules, 2014, as provided under (a) and (b) above, contain any material misstatement.

v. The Group has not declared or paid any dividend during the year.

vi. Based on our examination which included test checks and based on the other auditor's reports of its subsidiary companies, associate companies and joint venture companies which are companies incorporated in India whose financial statements have been audited under the Act, the Parent, its subsidiary companies, associate companies and joint venture companies incorporated in India have used accounting software for maintaining their respective books of account for the year ended 31st March, 2026, which have a feature of recording audit trail (edit log) facility and the same has operated throughout the year for all relevant transactions recorded in the respective software. The audit trail has been preserved by the Company as per the statutory requirements for record retention.

For **NGC & Associates LLP**
Chartered Accountants
FRN:- 033401N/N500351

Sd/-
Parduman Biji
Partner
M. No:- 095023
UDIN:- 26095023NJVCGC7708

New Delhi
Date:- 30/05/2026

ANNEXURE A

TO THE INDEPENDENT AUDITORS' REPORT OF EVEN DATE ON THE CONSOLIADTED FINANCIAL STATEMENTS OF SINDHU TRADE LINKS LIMITED

REPORT ON THE INTERNAL FINANCIAL CONTROLS UNDER CLAUSE (i) OF SUB-SECTION 3 OF SECTION 143 OF THE COMPANIES ACT, 2013 ("THE ACT")

In conjunction with our audit of the Consolidated Financial Statements of Sindhu Trade Links Limited (hereinafter referred to as the "Parent") as of and for the year ended 31st March, 2026, we have audited the internal financial controls with reference to Consolidated Financial Statements of the Parent and its subsidiary companies, its associate companies and joint ventures, which are companies incorporated in India, as of that date.

MANAGEMENT'S RESPONSIBILITY FOR INTERNAL FINANCIAL CONTROLS

The respective Board of Directors of the Parent, its subsidiary companies, its associate companies and joint ventures, which are companies incorporated in India, are responsible for establishing and maintaining internal financial controls with reference to Consolidated Financial Statements based on the internal control with reference to Consolidated Financial Statements criteria established by the respective Companies considering the essential components of internal control stated in the Guidance Note on Audit of Internal Financial Controls Over Financial Reporting issued by the Institute of Chartered Accountants of India (ICAI). These responsibilities include the design, implementation and maintenance of adequate internal financial controls that were operating effectively for ensuring the orderly and efficient conduct of its business, including adherence to the respective company's policies, the safeguarding of its assets, the prevention and detection of frauds and errors, the accuracy and completeness of the accounting records, and the timely preparation of reliable financial information, as required under the Act.

AUDITORS' RESPONSIBILITY

Our responsibility is to express an opinion on the internal financial controls with reference to Consolidated Financial Statements of the Parent, its subsidiary companies, its associate companies and its joint ventures, which are companies incorporated in India, based on our audit. We conducted our audit in accordance with the Guidance Note on Audit of Internal Financial Controls Over Financial Reporting (the "Guidance Note") issued by the ICAI and the Standards on Auditing, prescribed under Section 143(10) of the Act, to the extent applicable to an audit of internal financial controls with reference to Consolidated Financial Statements. Those Standards and the Guidance Note require that we comply with ethical requirements and plan and perform the audit to obtain reasonable assurance about whether adequate internal financial controls with reference to Consolidated Financial Statements was established and maintained and if such controls operated effectively in all material respects.

Our audit involves performing procedures to obtain audit evidence about the adequacy of the internal financial controls with reference to Consolidated Financial Statements and their operating effectiveness. Our audit of internal financial controls with reference to Consolidated Financial Statements included obtaining an understanding of internal financial controls with reference to Consolidated Financial Statements, assessing the risk that a material weakness exists, and testing and evaluating the design and operating effectiveness of internal control based on the assessed risk. The procedures selected depend on the auditor's judgement, including the assessment of the risks of material misstatement of the Consolidated Financial Statements, whether due to fraud or error.

We believe that the audit evidence we have obtained and the audit evidence obtained by the other auditors of the subsidiary companies, associate companies and joint ventures, which are companies incorporated in India, is sufficient and appropriate to provide a basis for our audit opinion on the internal financial controls with

reference to Consolidated Financial Statements of the Parent, its subsidiary companies, its associate companies and its joint ventures, which are companies incorporated in India.

MEANING OF INTERNAL FINANCIAL CONTROLS OVER FINANCIAL REPORTING WITH REFERENCE TO THESE CONSOLIADTED FINANCIAL STATEMENTS

A company's internal financial control with reference to Consolidated Financial Statements is a process designed to provide reasonable assurance regarding the reliability of financial reporting and the preparation of financial statements for external purposes in accordance with generally accepted accounting principles. A company's internal financial control with reference to Consolidated Financial Statements includes those policies and procedures that (1) pertain to the maintenance of records that, in reasonable detail, accurately and fairly reflect the transactions and dispositions of the assets of the company; (2) provide reasonable assurance that transactions are recorded as necessary to permit preparation of financial statements in accordance with generally accepted accounting principles, and that receipts and expenditures of the company are being made only in accordance with authorisations of management and directors of the company; and (3) provide reasonable assurance regarding prevention or timely detection of unauthorised acquisition, use, or disposition of the company's assets that could have a material effect on the financial statements.

INHERENT LIMITATIONS OF INTERNAL FINANCIAL CONTROLS OVER FINANCIAL REPORTING WITH REFERENCE TO THESE CONSOLIDATED FINANCIAL STATEMENTS

Because of the inherent limitations of internal financial controls with reference to Consolidated Financial Statements, including the possibility of collusion or improper management override of controls, material misstatements due to error or fraud may occur and not be detected. Also, projections of any evaluation of the internal financial controls with reference to Consolidated Financial Statements to future periods are subject to the risk that the internal financial control with reference to Consolidated Financial Statements may become inadequate because of changes in conditions, or that the degree of compliance with the policies or procedures may deteriorate.

OPINION

In our opinion to the best of our information and according to the explanations given to us, the Parent, its subsidiary companies, its associate companies and joint ventures, which are companies incorporated in India, have, in all material respects, an adequate internal financial controls with reference to Consolidated Financial Statements and such internal financial controls with reference to Consolidated Financial Statements were operating effectively as at 31st March, 2026, based on the criteria for internal financial control with reference to Consolidated Financial Statements established by the respective companies considering the essential components of internal control stated in the Guidance Note on Audit of Internal Financial Controls Over Financial Reporting issued by the Institute of Chartered Accountants of India.

For **NGC & Associates LLP**
Chartered Accountants
FRN:- 033401N/N500351

Sd/-
Parduman Biji
Partner
M. No:- 095023
UDIN:- 26095023NJVCGC7708

New Delhi
Date:- 30/05/2026

SINDHU TRADE LINKS LIMITED
Consolidated Financial Statements
Statement of Profit and Loss for the year ended 31st March 2026

(in Rs. lakhs)

	Particulars	Note	For the year ended 31st March 2026	For the year ended 31st March 2025
	Income			
I	Revenue from operation	29	52,408.11	1,73,110.21
II	Other income	30	5,556.40	56,160.19
III	**Total income (I+II)**		**57,964.51**	**2,29,270.40**
IV	**Expenses**			
	Cost of material and services consumed	31	32,862.83	96,869.69
	Purchases of Stock in Trade	32	7,710.83	6,604.65
	Changes in inventories of stock in trade & finished goods	33	(42.81)	503.92
	Employee benefit expenses	34	3,927.27	7,035.58
	Impairment on financial instruments		-	(333.58)
	Finance cost	35	5,011.35	12,076.11
	Depreciation & Amortization	3 & 4	1,321.46	5,499.99
	Other expenses	36	6,017.07	84,974.29
	Total Expenses		**56,808.00**	**2,13,230.65**
V	**Profit/(loss) before share of net profit/(loss) of associates, joint ventures & tax (III-IV)**		**1,156.51**	**16,039.75**
VI	Share of net profit of associates and joint venture accounted under equity method		5,478.81	593.60
VII	**Profit before tax (V+VI)**		**6,635.32**	**16,633.35**
VIII	**Tax expense:**			
	-Current tax		1,014.92	4,035.94
	-Deferred tax charge/(credit)	23	(256.59)	501.93
	-Income tax for earlier years		132.55	(63.44)
			890.88	**4,474.43**
IX	**Profit/ (Loss) for the year (VII-VIII)**		**5,744.44**	**12,158.92**
X	**Other comprehensive income/(loss)**			
	Items that will not be reclassified subsequently to profit or loss			
	- Net actuarial gains/(losses) on defined benefit plans		84.56	38.78
	- Changes in Fair Value of Equity instruments measured at FVOCI		285.76	631.92
	- Gains and losses from translating the financial statements of a foreign operations		5,274.21	4,315.98
			5,644.53	**4,986.68**
	- Income tax relating to above items that will not be reclassified to profit or loss		(93.20)	(137.79)
			5,551.33	**4,848.89**
XI	**Total comprehensive income/(loss) for the year (IX+X)**		**11,295.77**	**17,007.81**
	Net Profit after tax attributable to:			
	Owners of the Company		4,143.09	2,565.65
	Non-Controlling Interest		1,601.35	9,593.27
			5,744.44	**12,158.92**
	Other Comprehensive income attributable to:			
	Owners of the Company		10,333.75	4,565.18
	Non-Controlling Interest		(4,782.42)	283.71
			5,551.33	**4,848.89**
	Total Comprehensive income attributable to:			
	Owners of the Company		14,476.84	7,130.83
	Non-Controlling Interest		(3,181.07)	9,876.98
			11,295.77	**17,007.81**
	Earning per equity share (Face value of Re. 1 each)	37		
	(1) Basic		0.27	0.17
	(2) Diluted		0.27	0.17

The accompanying notes form an integral part of the financial statements.

As per our report of even date attached
For NGC and Associates LLP
Chartered Accountants
FRN: 033401N/N500351

For and on behalf of the Board of Directors

Saurabh Sindhu
Director
DIN: 02291158

Rudra Sen Sindhu
Director
DIN : 00006999

Parduman Biji
Partner
Membership No. 095023
Place: New Delhi
Date: 30 May 2026

Vikas Hooda
Chief Financial Officer
PAN: AATPH4946B

Suchi Gupta
Company Secretary
M. No. : 26066

SINDHU TRADE LINKS LIMITED
Consolidated Financial Statements
Cash Flow Statement for the year ended 31st March 2026

(in Rs. lakhs)

Particulars	For the year ended 31st March 2026	For the year ended 31st March 2025
Cash flow from Operating Activities		
Net Profit Before Tax as per Statement of Profit and Loss	6,635.32	16,633.35
Adjustment for :		
Depreciation and amortisation	1,321.46	5,499.99
Profit of disposed subsidiaries upto LOC	-	(15,294.24)
Share in profit of Associate	(5,478.81)	(593.60)
Net Loss on sale of Subsidiary	-	31,351.64
Gratuity paid	(6.67)	(10.18)
Impairment allowance	-	(333.58)
Sundry balances written off	(285.84)	3,258.91
Finance Cost	5,011.35	12,076.11
Provision for gratuity expense	129.07	139.09
Profit/(loss) on sale of investment/assets	149.18	(13,173.57)
Foreign exchange (gain)/loss	(931.39)	(974.28)
Loss/(Profit) from joint venture	0.06	(0.08)
Revaluation of investments	1.69	(0.19)
Other non cash adjustments	4.03	(3,710.47)
Operating profit/(loss) before working capital changes	**6,549.45**	**34,868.90**
Adjustment for :		
(Decrease) in other financial liabilities	(968.62)	(2,844.73)
Increase/(Decrease) in other liabilities	69.99	(56.57)
(Decrease) in trade payables	(1,593.32)	(18,597.23)
(Increase)/Decrease in other assets	(1,137.11)	936.33
(Increase)/Decrease in inventories	(509.57)	230.95
Decrease/(Increase) in trade receivables	2,121.00	(22,582.21)
(Increase)/Decrease in other current financial assets	(38.17)	2,953.15
Cash Generated from operations	**4,493.65**	**(5,091.41)**
Taxes paid (net)	(164.07)	(6.21)
Net cash flow from/(used in) operating activities	**4,329.58**	**(5,097.62)**
Cash Flow from Investing Activities		
Payments for property, plant and equipment / capital work-in-progress	(590.46)	(2,859.18)
Proceeds from sale of property, plant and equipment	124.89	605.96
Purchase of Investments	(0.26)	(382.85)
Proceeds from sale of investments	1,045.89	51,364.86
Increase in loans	(3,428.16)	(1,558.27)
Proceeds/ (made) bank deposits & other deposits	(3,586.97)	157.55
Net cash flow from/(used in) investing activities	**(6,435.07)**	**47,328.07**
Cash Flow from Financing Activities		
Net proceeds of long-term and short-term borrowings	5,746.45	(24,760.43)
Proceeds from issue of Ordinary Shares	41.13	552.00
Increase in capital reserve	53.53	(3,897.01)
Repayment of security deposits & advance received	(3.71)	(571.90)
Finance cost paid	(5,011.34)	(12,076.11)
Net cash flow from/ (used in) financing activities	**826.06**	**(40,753.45)**
Net increase/ (decrease) in cash and cash equivalents	**(1,279.43)**	**1,477.00**
Cash and cash equivalents as at the beginning of the year	2,193.40	10,612.44
Less: Opening cash & cash of equivalents of Subsidiaries which were sold	-	(9,896.04)
Cash and cash equivalents as at the end of the year	**913.97**	**2,193.40**

Background & Significant Accounting Policies 1&2

The accompanying notes form an integral part of the financial statements.

As per our report of even date attached
For NGC and Associates LLP
Chartered Accountants
FRN: 033401N/N500351

For and on behalf of the Board of Directors

Saurabh Sindhu
Director
DIN: 02291158

Rudra Sen Sindhu
Director
DIN: 00006999

Parduman Biji
Partner
Membership No. 095023
Place: New Delhi
Date: 30 May 2026

Vikas Hooda
Chief Financial Officer
PAN: AATPH4946B

Suchi Gupta
Company Secretary
M. No. : 26066

SINDHU TRADE LINKS LIMITED
Consolidated Financial Statements
Statement of Changes in Equity for the year ended 31st March 2026

(in Rs. lakhs)

a. Equity share capital	
Balance as at 01st April 2024	**15,419.29**
Changes in equity share capital during the year 2024-25	-
Balance as at 31st March 2025	**15,419.29**
Changes in equity share capital during the year 2025-26	-
Balance as at 31st March 2026	**15,419.29**

b. Other equity

Particulars	Other equity (refer Note 19)					Items of other comprehensive income/(loss)			Total Other Equity	Non-Controlling Interest	Total
	Retained Earnings	Capital Reserve	Capital Reserve due to Consolidation	Capital Redemption Reserve	General Reserve	Remeasurement of defined benefit	Fair value of equity instruments	Foreign Currency Translation Reserve			
Balance as at 01 April 2024	**88,721.27**	**76.47**	**18,840.07**	**12.00**	**2,000.00**	**687.28**	**8,209.17**	**15,617.10**	**1,34,163.36**	**67,912.12**	**2,02,075.48**
Profit/(loss) for the year	2,565.65	-	-	-	-	-	-	-	2,565.65	9,593.27	12,158.92
Reversal of Fair valuation for Investments sold	-	-	-	-	-	-	-	-	-	-	-
Other comprehensive income/(loss) (net of tax)	-	-	-	-	-	42.85	472.80	4,049.53	4,565.18	283.71	4,848.89
Total income/(loss) for the year	**2,565.65**	**-**	**-**	**-**	**-**	**42.85**	**472.80**	**4,049.53**	**7,130.83**	**9,876.98**	**17,007.81**
Other addition during the year	7,966.90	-	-	-	-	-	-	-	7,966.90	546.85	8,513.75
Deletion during the year	-	-	(3,897.02)	-	-	-	-	-	(3,897.02)	(24,469.76)	(28,366.78)
Balance as at 31 March 2025	**99,253.82**	**76.47**	**14,943.05**	**12.00**	**2,000.00**	**730.13**	**8,681.97**	**19,666.63**	**1,45,364.07**	**53,866.19**	**1,99,230.26**
Balance as at 01 April 2025	**99,253.82**	**76.47**	**14,943.05**	**12.00**	**2,000.00**	**730.13**	**8,681.97**	**19,666.63**	**1,45,364.07**	**53,866.19**	**1,99,230.26**
Profit/(loss) for the year	4,143.09	-	-	-	-	-	-	-	4,143.09	1,601.35	5,744.44
Reversal of Fair valuation for Investments sold	-	-	-	-	-	-	-	-	-	-	-
Other comprehensive income/(loss) (net of tax)	-	-	-	-	-	63.47	213.66	10,056.62	10,333.75	(4,782.42)	5,551.33
Total income/(loss) for the year	**4,143.09**	**-**	**-**	**-**	**-**	**63.47**	**213.66**	**10,056.62**	**14,476.84**	**(3,181.07)**	**11,295.77**
Other addition during the year		-	50.97	-	-	-	-		50.97	60.96	111.93
Deletion during the year	(13.29)	-	(0.98)	-	-	-	-	(5.58)	(19.85)	-	(19.85)
Balance as at 31 March 2026	**1,03,383.62**	**76.47**	**14,993.04**	**12.00**	**2,000.00**	**793.60**	**8,895.63**	**29,717.67**	**1,59,872.03**	**50,746.08**	**2,10,618.11**

Securities Premium
Securities Premium is created due to premium on issue of shares. The reserve will be utilised in accordance with the provisions of Section 52 of the Companies Act, 2013.

Capital Reserve
Capital Reserve will be utilised in accordance with the provisions of the Companies Act, 2013.

Capital Redemption Reserve
As per Companies Act, 2013, capital redemption reserve is created when group purchases its own shares out of free reserves or securities premium. A sum equal to the nominal value of the shares so purchased is transferred to capital redemption reserve. The reserve will be utilized in accordance with the provisions of Section 69 of the Companies Act, 2013.

General Reserve
The general reserve is a free reserve which is used from time to time to transfer profits from retained earnings for appropriation purposes. As the general reserve is created by a transfer from one component of equity to another and is not an item of other comprehensive income, items included in the general reserve will not be reclassified subsequently to statement of profit and loss.

Retained Earnings
Retained earnings represent the amount of accumulated earnings of the group.

Other Components of Equity
Other Components of Equity consists of remeasurement of net defined benefit liability/ asset, equity instruments fair valued through other comprehensive income, net of taxes.

Background & Significant Accounting Policies **1&2**
The accompanying notes form an integral part of the financial statements.

As per our report of even date attached
For NGC and Associates LLP
Chartered Accountants
FRN: 033401N/N500351

For and on behalf of the Board of Directors

Saurabh Sindhu
Director
DIN: 02291158

Rudra Sen Sindhu
Director
DIN: 00006999

Parduman Biji
Partner
Membership No. 095023
Place: New Delhi
Date: 30 May 2026

Vikas Hooda
Chief Financial Officer
PAN: AATPH4946B

Suchi Gupta
Company Secretary
M. No. : 26066

1 Company Information

The Consolidated Financial Statements comprise financial statements of Sindhu Trade Links Limited ("the Holding Company") and its subsidiaries, associates and joint ventures (collectively referred to as "the Group") for the year ended 31st March 2025.

Sindhu Trade Links Limited ('the Company') is a domestic public limited company incorporated in India and is listed on the Bombay Stock Exchange Ltd [BSE] & National Stock Exchange [NSE]. The registered office of the Company is located at 129, Transport Centre, Rohtak Road, Punjabi Bagh, New Delhi India.

The Group is engaged in activities Transportation, Loading, Coal Mining Services, Finance, Power generation and Trading of Spares. Group is also running Petrol Pumps (IOCL) in Chhattisgarh.

2 Significant Accounting Policies

a) Basis for preparation of consolidated financial statements

Compliance with Ind AS

The consolidated financial statements have been prepared to comply in all material aspects with the Accounting Standards notified by Ministry of Corporate Affairs pursuant to Section 133 of Companies Act, 2013 (the "Act") read with the Companies (Indian Accounting Standards (Ind AS)) Rules, 2015 as amended from time to time and other relevant provisions of the Act and rules framed thereunder.

Historical Cost Convention

The consolidated financial statements have been prepared on historical cost basis, except for certain financial instruments which are measured at fair value or amortised cost at the end of each reporting period, as explained in the accounting policies below. Historical cost is generally based on the fair value of the consideration given in exchange for goods and services. Fair value is the price that would be received to sell an asset or paid to transfer a liability in an orderly transaction between market participants at the measurement date. All assets and liabilities have been classified as current and non-current as per the Group's normal operating cycle.

Use of Estimates and Judgements

The preparation of these consolidated financial statements in conformity with the recognition and measurement principles of Ind AS requires the management of the Group to make estimates and assumptions that affect the reported balances of assets and liabilities, disclosures of contingent liabilities as at the date of the financial statements and the reported amounts of income and expense for the periods presented.

Estimates and underlying assumptions are reviewed on an ongoing basis. Revisions to accounting estimates are recognised in the period in which the estimates are revised and future periods are affected.

Key sources of estimation of uncertainty at the date of the financial statements, which may cause a material adjustment to the carrying amounts of assets and liabilities within the next financial year, are in respect of impairment of investments, useful lives of property, plant and equipment, valuation of deferred tax assets and fair value measurement of financial instruments, these are discussed below. Key sources of estimation of uncertainty in respect of revenue recognition, employee benefits and provisions and contingent liabilities have been discussed in their respective policies.

Useful lives of property, plant and equipment

The Group has taken the useful life of property, plant and equipment as per the life given in the Companies Act, 2013.

Valuation of deferred tax assets

The Group reviews the carrying amount of deferred tax assets at the end of each reporting period. The policy has been explained under Note 2(u).

Investment in Subsidiaries, Associates and Joint Ventures

The Group has accounted for its investments in subsidiaries, associates and joint venture at cost less impairment loss (if any). The policy has been further explained under Note 2(j).

b) Principles of Consolidation

The consolidated financial statements relate to Sindu Trade Links Limited ('the Holding Company') and it's subsidiary companies, associates and joint ventures. The consolidated financial statements have been prepared on the following basis:

(i) The financial statements of the Holding Company and its subsidiaries are combined on a line by line basis by adding together like items of assets, liabilities, equity, incomes, expenses and cash flows, after fully eliminating intra-group balances and intra-group transactions.

(ii) Profits or losses resulting from intra-group transactions that are recognised in assets, such as inventory and property, plant & equipment, are eliminated in full.

(iii) In case of foreign subsidiaries, revenue items are consolidated at the average rate prevailing during the year. All assets and liabilities are converted at rates prevailing at the end of the year. Any exchange difference arising on consolidation is recognised in the Foreign Currency Translation Reserve.

(iv) Offset (eliminate) the carrying amount of the parent's investment in each subsidiary and the parent's portion of equity of each subsidiary.

(v) Goodwill represents the difference between the Group's share in the net worth of subsidiaries and the cost of acquisition at each point of time of making the investment in the subsidiaries.

(vi) The audited / unaudited financial statements of foreign subsidiaries / joint ventures / associates have been prepared in accordance with the Generally Accepted Accounting Principle of its Country of Incorporation or Ind AS.

(vii) The difference between the proceeds from disposal of investment in subsidiaries and the carrying amount of its assets less liabilities as on the date of disposal is recognised in the Consolidated Statement of Profit and Loss being the profit or loss on disposal of investment in subsidiary.

(viii) Non Controlling Interest's share of profit / loss of consolidated subsidiaries for the year is identified and adjusted against the income of the group in order to arrive at the net income attributable to shareholders of the Holding Company.

(ix) Non Controlling Interest's share of net assets of consolidated subsidiaries is identified and presented in the Consolidated Balance Sheet separate from liabilities and the equity of the Holding Company's shareholders.

(x) Investment in Associates and Joint Ventures has been accounted under the equity method as per Ind AS 28 - Investments in Associates and Joint Ventures.

(xi) The Group accounts for its share of post acquisition changes in net assets of associates and joint ventures, after eliminating unrealised profits and losses resulting from transactions between the Company and its associates to the extent of its share, through its Consolidated Statement of Profit and Loss, to the extent such change is attributable to the associates' Statement of Profit and Loss and through its reserves for the balance based on available information.

(xii) **Business Combination**

Business combinations are accounted for using the acquisition accounting method as at the date of the acquisition, which is the date at which control is transferred to the Group. The consideration transferred in the acquisition and the identifiable assets acquired and liabilities assumed are recognised at fair values on their acquisition date.Goodwill is initially measured at cost, being the excess of the aggregate of the consideration transferred and the amount recognised for non-controlling interests, and any previous interest held, over the net identifiable assets acquired and liabilities assumed. The Group recognises any non-controlling interest in the acquired entity on an acquisition-by-acquisition basis either at fair value or at the non-controlling interest's proportionate share of the acquired entity's net identifiable assets. Consideration transferred does not include amounts related to settlement of pre-existing relationships. Such amounts are recognised in the Consolidated Statement of Profit and Loss.

Transaction costs are expensed as incurred, other than those incurred in relation to the issue of debt or equity securities. Any contingent consideration payable is measured at fair value at the acquisition date. Subsequent changes in the fair value of contingent consideration are recognised in the Consolidated Statement of Profit and Loss.

c) Property, plant and equipment (including capital work-in-progress)

Freehold land is carried at historical cost. All other items of property, plant and equipment are stated at historical cost less depreciation. Historical cost includes expenditure that is directly attributable to the acquisition of the items.

Subsequent cost are included in the asset's carrying amount or recognized as a separate asset, as appropriate, only when it is probable that future economic benefits associated with the item will flow to the Group and the cost of the item can be measured reliably. The carrying amount of any component accounted for as a separate asset is derecognised when replaced. All other repairs and maintenance expenses are charged to profit or loss during the reporting period in which they are incurred.

Assets acquired but not ready for use are classified under Capital work in progress and are stated at cost comprising direct cost and related incidental expenses.

Mining property include cost transferred from deferred mining evaluation assets once technical feasibility and commercial viability of an area of interest are demonstrable and subsequent costs are develop the mine to the production phase. The economic benefits from the assets are consumed in a pattern which is linked to the production level. Amortisation starts from the date when commercial production commences.

The estimated mining reserves, residual values and amortisation method are reviewed at the end of each reporting period, with the effect of any changes in estimates accounted for on a prospective basis.

Mining properties include cost transferred from evaluation and exploration assets are amortised based on unit of production method.

d) Investment Property

Investment property is the property that is not occupied by the Group, and which is held to earn rentals or for capital appreciation, or both. Upon initial recognition, an investment property is measured at cost, including directly attributable overheads, if any. Subsequent to initial recognition, investment property is measured at cost less accumulated depreciation and accumulated impairment loss, if any. Investment property needs to be valued at Fair value but as an exception, in the instant case, there is a clear evidence that, fair value of investment property is not reliably measurable, as the market for comparable properties is inactive and alternate reliable measurements of fair value cannot be applied.

Any gain or loss on disposal of an investment property is recognised in profit or loss, unless any other standard specifically requires otherwise.

The Group depreciates the investment property using the straight line method over the useful lives of assets as prescribed under Part C of Schedule II of the Companies Act, 2013.

e) Depreciation/Amortisation

Assets in the course of development or construction and freehold land are not depreciated.

Other property, plant and equipment are stated at cost less accumulated depreciation and any provision for impairment. Depreciation commences when the assets are ready for their intended use.

Depreciation is calculated on the depreciable amount, which is the cost of an asset less its residual value. Depreciation is provided at rates calculated to write off the cost, less estimated residual value, of each asset on a written down value basis over its expected useful life as prescribed under Part C of Schedule II of the Companies Act, 2013.

Further, the estimated useful lives of assets, held by foreign subsidiary are as follows:

Buildings	10-60 years
Plant & equipment	8-40 years
Furniture & fixtures	5-10 years
Vehicles	4-10 years
Office equipments	5 years
Coal crusher	8 years
Conveyer	8 years
Jetty	10-20 years
Weight bridge	10 years

Major inspection and overhaul costs are depreciated over the estimated life of the economic benefit derived from such costs. The carrying amount of the remaining previous overhaul cost is charged to the statement of profit and loss if the next overhaul is undertaken earlier than the previously estimated life of the economic benefit.

When significant spare parts of an item of property, plant and equipment have different useful lives, they are accounted for as separate items (major components) of property, plant and equipment.

Depreciation methods, useful lives and residual values are reviewed at each financial year end and changes in estimates, if any, are accounted for prospectively.

f) Leases

The Company has adopted Ind AS 116-Leases effective 1st April, 2019, using the modified retrospective method. The Company has applied the standard to its leases with the cumulative impact recognised with no impact on retained earnings on the date of initial application (1st April, 2019). Accordingly, previous period information has not been restated.

The Company evaluates each contract or arrangement, whether it qualifies as lease as defined under Ind AS 116. The Company as a lessee, Assesses, whether the contract is, or contains, a lease. A contract is, or contains, a lease if the contract involves:

a) the use of an identified asset,
b) the right to obtain substantially all the economic benefits from use of the identified asset, and
c) the right to direct the use of the identified asset.

At the date of commencement of lease, the Company recognises a right-of-use asset ("ROU") and a corresponding lease liability for all lease arrangements in which it is a lessee, except for leases with a term of twelve months or less (short term leases) and leases of low value assets. For these short term and leases of low value assets, the Company recognises the lease payments as an operating expense on a straight-line basis over the term of the lease.

The right-of-use assets (it includes prepayment for all the future rentals) are initially recognised at cost, which comprises the initial amount of the lease liability adjusted for any lease payments made at or prior to the commencement date of the lease plus any initial direct costs less any lease incentives. They are subsequently measured at cost less accumulated depreciation and impairment losses, if any. Right-of-use assets are depreciated from the commencement date on a straight-line basis over the shorter of the lease term and useful life of the underlying asset.

g) Cost Recognition

Costs and expenses are recognised when incurred and have been classified according to their nature. The costs of the Group are broadly categorised in employee benefit expenses, cost of equipment and software licences, depreciation and amortisation expense and other expenses. Employee benefit expenses include salaries, incentives and allowances, contributions to provident and other funds and staff welfare expenses. Other expenses mainly include fees to external consultants, facility expenses, travel expenses, communication expenses, bad debts and advances written off, allowance for doubtful trade receivable and advances (net) and other expenses. Other expenses is an aggregation of costs which are individually not material such as commission and brokerage, recruitment and training, entertainment, etc.

h) Impairment of Assets

(i) Financial assets (other than at fair value)

The Group assesses at each date of balance sheet whether a financial asset or a group of financial assets is impaired. Ind AS 109 requires expected credit losses to be measured through a loss allowance. In determining the allowances for doubtful trade receivables, the Group has used a practical expedient by computing the expected credit loss allowance for trade receivables based on a provision matrix. The provision matrix takes into account historical credit loss experience and is adjusted for forward looking information. The expected credit loss allowance is based on the ageing of the receivables that are due and allowance rates used in the provision matrix. For all other financial assets, expected credit losses are measured at an amount equal to the 12-months expected credit losses or at an amount equal to the life time expected credit losses if the credit risk on the financial asset has increased significantly since initial recognition.

(ii) Non-financial assets

Tangible and intangible assets

Property, plant and equipment and intangible assets with finite life are evaluated for recoverability whenever there is any indication that their carrying amounts may not be recoverable. If any such indication exists, the recoverable amount (i.e. higher of the fair value less cost to sell and the value-inuse) is determined on an individual asset basis unless the asset does not generate cash flows that are largely independent of those from other assets. In such cases, the recoverable amount is determined for the Cash Generating Unit (CGU) to which the asset belongs. If the recoverable amount of an asset (or CGU) is estimated to be less than its carrying amount, the carrying amount of the asset (or CGU) is reduced to its recoverable amount. An impairment loss is recognised in the statement of profit and loss.

i) Foreign Currencies Transactions and Translation

Transactions in foreign currencies are recorded at the exchange rate that approximates the prevalent exchange rate on the transaction date. Monetary assets and liabilities in foreign currencies are translated at the year-end rate. Any resultant exchange differences are taken to the statement of profit and loss, except:

a) When deferred, in Other Comprehensive Income as qualifying cash flow hedges; and

b) exchange difference arising from translation of external commercial borrowing is capitalized in terms of para D13AA of Ind AS 101.

Non-monetary assets and liabilities denominated in a foreign currency and measured at historical cost are translated at the exchange rate prevalent at the date of transaction.

j) Financial instruments

A financial instrument is any contract that gives rise to a financial asset in one entity and a financial liability or equity instrument in another entity.

Financial Assets

Initial recognition

In the case of financial assets, not recorded at fair value through profit or loss (FVTPL), financial assets are recognised initially at fair value plus transaction costs that are directly attributable to the acquisition of the financial asset. Purchases or sales of financial assets that require delivery of assets within a time frame established by regulation or convention in the market place (regular way trades) are recognised on the trade date, i.e., the date that the Company commits to purchase or sell the asset.

Subsequent measurement

For purposes of subsequent measurement, financial assets are classified in following categories:

(a) Financial Assets at amortised cost

Financial assets are subsequently measured at amortised cost if these financial assets are held within a business model with an objective to hold these assets in order to collect contractual cash flows and the contractual terms of the financial asset give rise on specified dates, to cash flows that are solely payments of principal and interest on the principal amount outstanding. Interest income from these financial assets is included in finance income using the effective interest rate ("EIR") method. Impairment gains or losses arising on these assets are recognised in the Consolidated Statement of Profit and Loss.

(b) Financial Assets measured at fair value

Financial assets are measured at fair value through other comprehensive income (FVOCI) if these financial assets are held within a business model with an objective to hold these assets in order to collect contractual cash flows or to sell these financial assets and the contractual terms of the financial asset give rise on specified dates, to cash flows that are solely payments of principal and interest on the principal amount outstanding. Movements in the carrying amount are taken through OCI, except for the recognition of impairment gains or losses, interest revenue and foreign exchange gains and losses which are recognised in the Consolidated Statement of Profit and Loss.

Financial assets that do not meet the criteria for amortised cost or FVOCI are measured at fair value through profit or loss.

Impairment of Financial Assets

In accordance with Ind AS 109, the Group applies the expected credit loss ("ECL") model for measurement and recognition of impairment loss on financial assets and credit risk exposures.
The Group follows 'simplified approach' for recognition of impairment loss allowance on trade receivables. Simplified approach does not require the Group to track changes in credit risk.

For recognition of impairment loss on other financial assets and risk exposure, the Group determines whether there has been a significant increase in the credit risk since initial recognition. If credit risk has not increased significantly, 12-month ECL is used to provide for impairment loss. However, if credit risk has increased significantly, lifetime ECL is used. If, in a subsequent period, credit quality of the instrument improves such that there is no longer a significant increase in credit risk since initial recognition, then the entity reverts to recognising impairment loss allowance based on 12-month ECL.

ECL is the difference between all contractual cash flows that are due to the Group in accordance with the contract and all the cash flows that the entity expects to receive (i.e., all cash shortfalls), discounted at the original EIR. Lifetime ECL are the expected credit losses resulting from all possible default events over the expected life of a financial instrument. The 12-month ECL is a portion of the lifetime ECL which results from default events that are possible within 12 months after the reporting date.

ECL impairment loss allowance (or reversal) recognised during the period is recorded as expense/ income in the Consolidated Statement of Profit and Loss.

De-recognition of Financial Assets

The Group de-recognises a financial asset only when the contractual rights to the cash flows from the asset expire, or it transfers the financial asset and substantially all risks and rewards of ownership of the asset to another entity.
If the Group neither transfers nor retains substantially all the risks and rewards of ownership and continues to control the transferred asset, the Group recognizes its retained interest in the assets and an associated liability for amounts it may have to pay.

If the Group retains substantially all the risks and rewards of ownership of a transferred financial asset, the Group continues to recognise the financial asset and also recognises a collateralised borrowing for the proceeds received.

Equity investments

All equity investments in the scope of Ind AS 109, Financial Instruments, are measured at fair value. For equity instruments, the Group may make an irrevocable election to present the subsequent fair value changes in Other Comprehensive Income (OCI). The Group makes such election on an instrument-by-instrument basis. The classification is made on initial recognition and is irrevocable.

There is no recycling of the amounts from OCI to profit or loss, even on sale of investment.
Equity instruments included within the FVTPL (fair value through profit and loss) category are measured at fair value with all changes in fair value recognized in the profit or loss.

Financial Liabilities
Initial Recognition

Financial liabilities are classified, at initial recognition, as financial liabilities at FVTPL, loans and borrowings and payables as appropriate. All financial liabilities are recognised initially at fair value and, in the case of loans and borrowings and payables, net of directly attributable transaction costs.

Subsequent measurement
Financial liabilities at FVTPL

Financial liabilities at FVTPL include financial liabilities held for trading and financial liabilities designated upon initial recognition as FVTPL.

Financial liabilities are classified as held for trading if they are incurred for the purpose of repurchasing in the near term. Gains or losses on liabilities held for trading are recognised in the Consolidated Statement of Profit and Loss.

Financial guarantee contracts issued by the Group are those contracts that require a payment to be made to reimburse the holder for a loss it incurs because the specified debtor fails to make a payment when due in accordance with the terms of a debt instrument. Financial guarantee contracts are recognised initially as a liability at fair value, adjusted for transaction costs that are directly attributable to the issuance of the guarantee. Subsequently, the liability is measured at the higher of the amount of loss allowance determined as per impairment requirements of Ind AS 109 and the amount recognised less cumulative amortisation. Amortisation is recognised as finance income in the Consolidated Statement of Profit and Loss.

Financial liabilities at amortised cost

After initial recognition, interest-bearing loans and borrowings are subsequently measured at amortised cost using the EIR method. Any difference between the proceeds (net of transaction costs) and the settlement or redemption of borrowings is recognised over the term of the borrowings in the Consolidated Statement of Profit and Loss.
Amortised cost is calculated by taking into account any discount or premium on acquisition and fees or costs that are an integral part of the EIR. The EIR amortisation is included as finance costs in the Statement of Profit and Loss.

De-recognition of Financial Liabilities

Financial liabilities are de-recognised when the obligation specified in the contract is discharged, cancelled or expired. When an existing financial liability is replaced by another from the same lender on substantially different terms, or the terms of an existing liability are substantially modified, such an exchange or modification is treated as de-recognition of the original liability and recognition of a new liability. The difference in the respective carrying amounts is recognised in the Consolidated Statement of Profit and Loss.

Offsetting financial instruments

Financial assets and financial liabilities are offset and the net amount is reported in the consolidated balance sheet if there is a currently enforceable legal right to offset the recognised amounts and there is an intention to settle on a net basis, to realise the assets and settle the liabilities simultaneously.

k) Fair value measurement

The Group measures financial assets and financial liability at fair value at each balance sheet date.
Fair value is the price that would be received to sell an asset or paid to transfer a liability in an orderly transaction between market participants at the measurement date. The fair value measurement is based on the presumption that the transaction to sell the asset or transfer the liability takes place either:

The principal or the most advantageous market must be accessible by the Group. The fair value of an asset or a liability is measured using the assumptions that market participants would use when pricing the asset or liability, assuming that market participants act in their economic best interest.

A fair value measurement of a non-financial asset takes into account a market participant's ability to generate economic benefits by using the asset in its highest and best use or by selling it to another market participant that would use the asset in its highest and best use. The Group uses valuation techniques that are appropriate in the circumstances and for which sufficient data are available to measure fair value, maximising the use of relevant observable inputs and minimising the use of unobservable inputs.

All assets and liabilities for which fair value is measured or disclosed in the financial statements are categorised within the fair value hierarchy, described as follows, based on the lowest level input that is significant to the fair value measurement as a whole:

Level 1 - Quoted (unadjusted) market prices in active markets for identical assets or liabilities.
Level 2 - Valuation techniques for which the lowest level input that is significant to the fair value measurement is directly or indirectly observable.
Level 3 - The fair value of financial instruments that are measured on the basis of entity specific valuations using inputs that are not based on observable market data (unobservable inputs).

The Group's Valuation team determines the policies and procedures for both recurring fair value measurement, such as derivative instruments and unquoted financial assets measured at fair value, and for non-recurring measurement.

l) Inventories

Inventories are stated at the lower of cost and net realisable value. Costs incurred in bringing the inventories to their present location and condition are accounted for as follows:
***Coal –** weighted average basis
***Consumables –** weighted average basis

Where necessary, allowance is provided for damaged, obsolete and slow moving items to adjust the carrying value of inventories to the lower of cost and net realisable value.
The amount of any write-down of inventories to net realisable value and all losses of inventories shall be recognised as an expense in the period the write-down or loss occurs.
The amount of any reversal of any write-down of inventories, arising from an increase in net realisable value, shall be recognised as a reduction in the amount of inventories recognised as an expense in the period in which the reversal occurred.
When inventories are sold, the carrying amounts of those inventories are recognised as an expense in the period in which the related revenue is recognised.
Net realisable value is the estimated selling price in the ordinary course of business, less estimated costs of completion and the estimated costs necessary to make the sale.

m) Cash and cash equivalents

In the cash flow statement, cash and cash equivalents includes cash on hand, demand deposits with banks, other short-term highly liquid investments with original maturities of three months or less that are readily convertible to known amounts of cash and which are subject to an insignificant risk of changes in value, and bank overdrafts. Bank overdrafts are shown within borrowings in current liabilities in the balance sheet.

n) Cash flow

Cash flows are reported using indirect method, whereby profit for the year is adjusted for the effects of transactions of a non cash nature, any deferrals or accruals of past or future operating cash receipts or payments and item of income or expenses associated with investing or financing cash flow. The cash flows from operating, investing & financing activities of the company or segregated. The Group considers all highly liquid investments that are readily convertible to know amounts of cash to be cash equivalents.

o) Recognition of Income

The Company earns revenue primarily from providing services of transportation, mining and loading as well as trading of fuel and HSD.

Effective April 1, 2018, the Company has applied Ind AS 115 which establishes a comprehensive framework for determining whether, how much and when revenue is to be recognised. Ind AS 115 replaces Ind AS 18 Revenue and Ind AS 11 - Construction Contracts. The Company has adopted Ind AS 115 using the cumulative effect method. The effect of initially applying this standard is recognised at the date of initial application (i.e. April 1, 2018). The standard is applied retrospectively only to contracts that are not completed as at the date of initial application and the comparative information in the statement of profit and loss is not restated – i.e. the comparative information continues to be reported under Ind AS 18 and Ind AS 11. The impact of the adoption of the standard on the financial statements of the Company is insignificant.

Revenue is recognised to the extent it is probable that the economic benefits will flow to the Company and the revenue can be reliably measured. Revenue is measured at the fair value of the consideration received or receivable excluding taxes or duties collected on behalf of the government and reduced by any rebates and trade discount allowed.

The specific recognition criteria described below must also be met before income is recognised.

i. Income is recognised on accrual basis and provision is made for all known losses and liabilities.

ii. Revenue from sale of goods is recognised net of rebates and discounts on transfer of significant risks and rewards of ownership to the buyer. Sale of goods is recognised net of sales tax, value added tax and GST.

iii. Revenue from services rendered is recognised on prorata basis in proportion to the stage of completion of the related transaction.

iv. Interest income from debt instruments is recognised using the effective interest rate method. The effective interest rate is the rate that exactly discounts estimated future cash receipts through the expected life of the financial asset to the gross carrying amount of a financial asset. When calculating the effective interest rate, the Company estimates the expected cash flows by considering all the contractual terms of the financial instrument but does not consider the expected credit losses.

v. Dividend income is recognised when the right to receive the dividend is established.

vi. Rental income is recognised on a straight-line basis over the period of the lease.

vii. Forex Gain

viii. Share of profit JV

p) Employee benefits

Defined contribution plan

The Group's contribution to Provident Fund and Employees State Insurance Scheme is determined based on a fixed percentage of the eligible employees' salary and charged to the Consolidated Statement of Profit and Loss on accrual basis. The Group has categorised its Provident Fund, labour welfare fund and the Employees State Insurance Scheme as a defined contribution plan since it has no further obligations beyond these contributions.

Defined benefit plan

The Group's liability towards gratuity, being a defined benefit plan are accounted for on the basis of an independent actuarial valuation based on Projected Unit Credit Method. Gratuity liability is funded by payments to the trust established for the purpose.

Service cost and the net interest cost is included in employee benefit expense in the Consolidated Statement of profit and loss. Actuarial gains and losses comprise experience adjustments and the effects of changes in actuarial assumptions and are recognised immediately in 'other comprehensive income' as income or expense.

q) Borrowing costs

General and specific borrowing costs directly attributable to the acquisition/ construction of qualifying assets, which are assets that necessarily take a substantial period of time to get ready for their intended use, are added to the cost of those assets, until such time the assets are substantially ready for their intended use. All other borrowing costs are recognised as an expense in Consolidated Statement of Profit and Loss in the period in which they are incurred.

r) Borrowings and other financial liabilities

Borrowings and other financial liabilities are initially recognised at fair value (net of transaction costs incurred). Difference between the fair value and the transaction proceeds on initial recognition is recognised as an asset / liability based on the underlying reason for the difference.

Subsequently all financial liabilities are measured at amortised cost using the effective interest rate method.

Borrowings are eliminated from the consolidated balance sheet when the obligation specified in the contract is discharged, cancelled or expired. The difference between the carrying amount of a financial liability that has been extinguished or transferred to another party and the consideration paid, including any non-cash assets transferred or liabilities assumed, is recognised in profit or loss. The gain / loss is recognised in other equity in case of transactions with shareholders.

Borrowings are classified as current liabilities unless the Group has an unconditional right to defer the settlement of the liability for at least 12 months after the reporting period.

s) Trade receivables

A receivable is classified as a 'trade receivable' if it is in respect of the amount due on account of services rendered in the normal course of business. Trade receivables are recognised initially at fair value and subsequently measured at amortised cost using the EIR method, less provision for impairment.

t) Trade payables

A payable is classified as a 'trade payable' if it is in respect of the amount due on account of goods purchased or services received in the normal course of business. These amounts represent liabilities for goods and services provided to the Group prior to the end of the financial year which are unpaid. These amounts are unsecured and are usually settled as per the payment terms stated in the contract. Trade and other payables are presented as current liabilities unless payment is not due within 12 months after the reporting period. They are recognised initially at their fair value and subsequently measured at amortised cost using the EIR method.

u) Taxation

i. Tax expense recognised in profit or loss comprises the sum of deferred tax and current tax not recognised in other comprehensive income or directly in equity.

ii. Current Income Tax

Current income tax liabilities and/or assets comprise those obligations to, or claims from, fiscal authorities relating to the current or prior reporting periods, that are unpaid at the reporting date. Current tax is payable on taxable profit, which differs from profit or loss in the financial statements. Calculation of current tax is based on tax rates and tax laws that have been enacted or substantively enacted by the end of the reporting period. Deferred income taxes are calculated using the liability method on temporary differences between the carrying amounts of assets and liabilities and their tax bases.

iii. Deferred Tax

Deferred tax assets are recognised to the extent it is probable that the underlying tax loss or deductible temporary difference will be utilised against future taxable income. This is assessed based on the Group's forecast of future operations results, adjusted for significant non-taxable income and expenses and specific limits on the use of any unused tax loss or credit.

Changes in deferred tax assets or liabilities are recognised as a component of tax income or expense in profit or loss, except where they relate to items that are recognised in other comprehensive income or directly in equity, in which case the related deferred tax is also recognised in other comprehensive income or equity, respectively.

iv. Minimum Alternate Tax (MAT)

v. Tax credit is recognised in respect of Minimum Alternate Tax (MAT) as per the provisions of the Income Tax Act, 1961 based on convincing evidence that the Group will pay normal income tax within the statutory time frame and is reviewed at each Balance Sheet date.

v) Provisions and Contingent liabilities

Provisions are recognised when the Group has a present obligation (legal or constructive) as a result of a past event, it is probable that an outflow of resources embodying economic benefits will be required to settle the obligation and a reliable estimate can be made of the amount of the obligation.

Contingent liabilities are disclosed in respect of possible obligations that arise from past events, whose existence would be confirmed by the occurrence or non-occurrence of one or more uncertain future events not wholly within the control of the Group. Such liabilities are disclosed by way of notes to the financial statements.

w) Segment Reporting

The Chief Financial Officer of the Group has been identified as the Chief Operating Decision Maker (CODM) as defined by Ind AS 108, "Operating Segments". Operating segments are reported in a manner consistent with the internal reporting provided to the CODM. The accountingpolicies adopted for segment reporting are in conformity with the accounting policies adopted for the Group. Revenue and expenses have been identified to segments on the basis of their relationship to the operating activities of the segment. Income / Costs which relate to the Group as a whole and are not allocable to segments on a reasonable basis, have been included under Unallocated Income / Costs. Interest income and expense are not allocated to respective segments (except in case of Financial Services segment).

x) Deferred Revenue and Unbilled Revenue

Amounts received from customers or billed to customers, in advance of services performed are recorded as deferred revenue under Other Current Liabilities. Unbilled revenue included in Other Financial Assets, represents amounts recognised in respect of services performed in accordance with contract terms, not yet billed to customers as at the year end.

y) Significant management judgements in applying accounting policies and estimation uncertainty

When preparing the financial statements, management makes a number of judgments, estimates and assumptions about the recognition and measurement of assets, liabilities, income and expenses. Uncertainty about these assumptions and estimates could result in outcomes that require a material adjustment to the carrying amount of assets or liabilities affected in future periods.

Impairment of non-financial assets

In assessing impairment, management estimates the recoverable amount of each asset or cash-generating unit based on expected future cash flows and uses an interest rate to discount them. Estimation uncertainty relates to assumptions about future operating results and the determination of a suitable discount rate.

Depreciation and useful lives of property, plant and equipment

Property, plant and equipment are depreciated over the estimated useful lives of the assets, after taking into account their estimated residual value. Management reviews the estimated useful lives and residual values of the assets annually in order to determine the amount of depreciation to be recorded during any reporting period. The useful lives and residual values are based on the Group's historical experience with similar assets and take into account anticipated technological changes. The depreciation for future periods is adjusted if there are significant changes from previous estimates.

Recoverability of trade receivable

Judgments are required in assessing the recoverability of overdue trade receivables and determining whether a provision against those receivables is required. Factors considered include the credit rating of the counterparty, the amount and timing of anticipated future payments and any possible actions that can be taken to mitigate the risk of non-payment.

Provisions

Provisions and liabilities are recognized in the period when it becomes probable that there will be a future outflow of funds resulting from past operations or events and the amount of cash outflow can be reliably estimated. The timing of recognition and quantification of the liability require the application of judgment to existing facts and circumstances, which can be subject to change. Since the cash outflows can take place many years in the future, the carrying amounts of provisions and liabilities are reviewed regularly and adjusted to take account of changing facts and circumstances.

Defined benefit obligation (DBO)

Management's estimate of the DBO is based on a number of critical underlying assumptions such as standard rates of inflation, mortality, discount rate and anticipation of future salary increases. Variation in these assumptions may significantly impact the DBO amount and the annual defined benefit expenses.

z) Defined contribution plan

A) Amount of Rs. 146.25 lakhs (31 March 2025 Rs. 140.09 lakhs) pertaining to employers' contribution to provident fund, pension fund, labour welfare fund and administration charges is recognized as an expense and included in "Employee benefits " in Note 34.

B) Defined benefit plan:

Gratuity plan:

The Group operates a gratuity plan which provides lump sum benefits linked to the qualifying salary and completed years of service with the Group at the time of separation. Every employee who has completed 5 years of continuous service is entitled to receive gratuity at the time of his retirement or separation from the organization whichever is earlier. However the condition of completion of 5 years of service is not applicable where separation is on account of disability or death of an employee. The gratuity benefit that is payable to any employee, is computed in accordance with the provisions of "The Payment of Gratuity Act, 1972".

The Gratuity fund

The following table sets forth the status of the gratuity plan of the Group and the amounts recognised in the Consolidated Balance Sheet and Consolidated Statement of Profit and Loss:

(in Rs. lakhs)

Particulars	For the year ended 31 March 2026	For the year ended 31 March 2025
Changes in the present value of defined benefit obligation		
Present value as at the beginning of the year	616.47	1,326.04
Included in profit and loss account		
-Current service cost	87.43	(697.73)
-Interest cost	41.64	38.03
-Past service cost	-	-
-Benefits paid	(6.66)	(10.18)
Included in other comprehensive income		
-Actuarial loss/ (gain) arising from change in		
· financial assumptions	(0.81)	14.44
· experience changes	(83.75)	(54.13)
Present value of the obligation at the end of the year	**654.32**	**616.47**

Particulars	As at 31 March 2026	As at 31 March 2025
Present value of unfunded obligations	654.32	616.47
Net liability		
Amounts in Balance Sheet		
Liability	654.32	616.47
Net liability is bifurcated as follows:		
Long term	548.10	534.00
Short term	106.22	82.47
Net liability	**654.32**	**616.47**

Principal actuarial assumptions at the balance sheet date are as follows:

Economic assumptions:

The principal assumptions are the discount rate and salary escalation rate. The discount rate is generally based upon the market yields available on Government bonds at the accounting date with a term that matches that of the liabilities and the salary growth rate takes account of inflation, seniority, promotion and other relevant factors on long term basis. The assumptions used are summarized in the following table:

Particulars	As at 31 March 2026	As at 31 March 2025
Discount rate p.a.	7.25%	6.75%
Salary escalation rate p.a.	5.00%	5.00%

Demographic assumptions:

Particulars	As at 31 March 2026	As at 31 March 2025
Retirement age	58 years	58 years
Mortality	IALM (2012-14) Ultimate table	IALM (2012-14) Ultimate table
Employee turnover	18-30 years- 5% 31-40 years- 3% 41-50 years- 2% 51 and above- 1%	18-30 years- 5% 31-40 years- 3% 41-50 years- 2% 51 and above- 1%

Expected maturity analysis

The expected maturity analysis of defined benefit obligation (in absolute terms, i.e undiscounted) is as follows:

Particulars	As at 31 March 2026	As at 31 March 2025
Less than 1 year	106.22	82.47
1-2 years	47.32	29.71
2-5 years	140.63	94.01
More than 5 years	360.15	410.28

The weighted average duration to the payment of defined benefit obligation is 12 years (31 March 2025: 13 years).

Risk Analysis:

The above defined benefit plan expose the Group the following risks:

i) Interest rate risk

The defined benefit obligation calculated uses a discount rate based on government bonds. If bond yields fall, the defined benefit obligation will tend to increase.

ii) Salary inflation risk

Higher than expected increases in salary will increase the defined benefit obligation.

iii) Demographic risk

This is the risk of variability of results due to unsystematic nature of decrements that include mortality, withdrawal, disability and retirement. The effect of these decrements on the defined benefit obligation is not straight forward and depends upon the combination of salary increase, discount rate and vesting criteria. It is important not to overstate withdrawals because in the financial analysis the retirement benefit of a short career employee typically costs less per year as compared to a long service employee.

Fair value measurement

Management uses valuation techniques to determine the fair value of financial instruments (where active market quotes are not available) and non-financial assets. This involves developing estimates and assumptions consistent with how market participants would price the instrument. Management bases its assumptions on observable data as far as possible but this is not always available. In that case management uses the best information available. Estimated fair values may vary from the actual prices that would be achieved in an arm's length transaction at the reporting date.

aa) Earnings per share

The Group presents basic and diluted earnings per share data for its equity shares. Basic and diluted earnings per share is calculated by dividing the profit or loss attributable to owners of the equity shares of the Holding Company by the weighted average number of equity shares outstanding during the year.

ab) Government Grants

Government grants including any non-monetary grants are recognised where there is reasonable assurance that the grant will be received and all attached conditions will be complied with.

Government grants are recognised in the consolidated statement of profit and loss on a systematic basis over the periods in which the related costs, for which the grants are intended to compensate, are recognised as expenses.

Government grants related to property, plant and equipment are presented at fair value and grants are recognised as deferred income.

ac) Exceptional Items

When items of income and expense within statement of profit and loss from ordinary activities are of such size, nature or incidence that their disclosure is relevant to explain the performance of the enterprise for the period, the nature and amount of such material items are disclosed seperately as exceptional items.

ad) Events after reporting period

Adjusting events are events that provide further evidence of conditions that existed at the end of the reporting period. The financial statements are adjusted for such events before authorisation for issue.

Non-adjusting events are events that are indicative of conditions that arose after the end of the reporting period. Non-adjusting events after the reporting date are not accounted, but disclosed.

ae) Rounding of amounts

All amounts disclosed in the financial statements and notes have been rounded off to the nearest Lakhs as per the requirement of Schedule III, unless otherwise stated.

2 (B) Critical Accounting Judgements and Key Sources of Estimation Uncertainty

The preparation of the Company's Financial Statements requires management to make judgement, estimates and assumptions that affect the reported amount of revenue, expenses, assets and liabilities and the accompanying disclosures. Uncertainty about these assumptions and estimates could result in outcomes that require a material adjustment to the carrying amount of assets or liabilities affected in next financial years.

a) **Recoverability of Trade Receivables**

Judgements are required in assessing the recoverability of overdue trade receivables and determining whether a provision against those receivables is required. Factors considered include the credit rating of the counterparty, the amount and timing of anticipated future payments and any possible actions that can be taken to mitigate the risk of non-payment.

b) **Provisions**

The timing of recognition and quantification of the liability (including litigations) requires the application of judgement to existing facts and circumstances, which can be subject to change. The carrying amounts of provisions and liabilities are reviewed regularly and revised to take account of changing facts and circumstances.

3 Property, plant and equipment and capital work-in-progress

a. Property, plant and equipment

(in Rs. lakhs)

Particulars	Tangible assets											Total tangible assets (A)	Total intangible assets (B)
	Leasehold land	Freehold land	Temporary construction	Buildings	Computers and data processing units	Furniture and fittings	Motor vehicles	Office equipments	Plant and machinery	Road	Mining Property		
Deemed cost (Gross carrying amount)													
Balance as at 1 April 2024	-	1,742.08	5,570.34	4,075.63	79.49	465.62	15,124.31	120.46	18,573.15	3,189.93	3,27,904.58	3,76,845.59	436.10
Additions	-	-	2,208.42	501.38	2.77	197.18	1,061.64	3.02	3,363.72	3,281.03	-	10,619.16	-
Disposals/adjustments	-	(9.77)	(7,315.68)	-	-	(56.20)	(1,773.37)	-	(6,113.89)	(958.00)	-	(16,226.91)	-
Re-classification	-	-	-	-	-	1,321.52	-	-	(1,321.52)	-	-	-	-
Deletion on account of loss of control	-	(301.98)	(543.34)	(3,635.54)	-	(951.57)	(71.05)	-	(11,417.41)	(5,597.42)	(3,36,586.55)	(3,59,104.86)	(447.65)
Exchange Differences	-	7.79	145.77	90.70	-	43.62	10.75	-	422.29	84.46	8,681.97	9,487.35	11.55
Balance as at 31 March 2025	**-**	**1,438.12**	**65.51**	**1,032.17**	**82.26**	**1,020.17**	**14,352.28**	**123.48**	**3,506.34**	**-**	**-**	**21,620.33**	**-**
Balance as at 1 April 2025	-	1,438.12	65.51	1,032.17	82.26	1,020.17	14,352.28	123.48	3,506.34	-	-	21,620.33	-
Additions	-	83.94	-	10.88	1.88	5.54	357.87	6.65	-	-	-	466.76	-
Disposals/adjustments	-	-	-	-	-	-	(1,223.41)	-	-	-	-	(1,223.41)	-
Exchange Differences	-	-	-	(4.31)	-	89.69	(1.53)	-	(24.37)	-	-	59.48	-
Balance as at 31 March 2026	**-**	**1,522.06**	**65.51**	**1,038.74**	**84.14**	**1,115.40**	**13,485.21**	**130.13**	**3,481.97**	**-**	**-**	**20,923.16**	**-**
Accumulated depreciation													
Balance as at 1 April 2024	-	-	62.21	780.01	71.67	391.66	12,625.77	110.65	10,285.87	392.84	6,343.05	31,063.73	78.09
Depreciation during the year	-	-	0.39	221.71	4.16	316.96	821.93	1.67	760.77	487.42	2,367.54	4,982.55	-
Disposals	-	-	-	(11.66)	-	(33.31)	(1,639.10)	-	(4,990.53)	(69.25)	-	(6,743.85)	-
Re-classification	-	-	-	-	-	360.96	-	-	(360.96)	-	-	-	
Deletion on account of loss of control	-	-	-	(427.46)	-	(442.82)	(69.76)	-	(3,093.58)	(827.78)	(8,909.47)	(13,770.87)	(80.16)
Exchange Differences	-	-	-	14.64	-	21.09	10.04	-	255.13	16.77	198.88	516.55	2.07
Balance as at 31 March 2025	**-**	**-**	**62.60**	**577.24**	**75.83**	**614.54**	**11,748.88**	**112.32**	**2,856.70**	**-**	**-**	**16,048.11**	**-**
Balance as at 1 April 2025	-	-	62.60	577.24	75.83	614.54	11,748.88	112.32	2,856.70	-	-	16,048.11	-
Depreciation during the year	-	-	0.14	45.08	2.13	185.20	848.41	3.84	67.54	-	-	1,152.34	-
Disposals	-	-	-	-	-	-	(1,112.83)	-	-	-	-	(1,112.83)	-
Exchange Differences	-	-	-	(2.72)	-	58.22	(1.53)	-	(24.37)	-	-	29.60	-
Balance as at 31 March 2026	**-**	**-**	**62.74**	**619.60**	**77.96**	**857.96**	**11,482.93**	**116.16**	**2,899.87**	**-**	**-**	**16,117.22**	**-**
Carrying Amount (Net)													
Balance as at 31 March 2025	**-**	**1,438.12**	**2.91**	**454.93**	**6.43**	**405.63**	**2,603.40**	**11.16**	**649.64**	**-**	**-**	**5,572.22**	**-**
Balance as at 31 March 2026	**-**	**1,522.06**	**2.77**	**419.14**	**6.18**	**257.44**	**2,002.28**	**13.97**	**582.10**	**-**	**-**	**4,805.94**	**-**

b. Right to Use Assets

Particulars	Net carrying amount as on 01.04.2024	Addition during the year	Deletion during the year	Deletion on account of loss of control	Depreciation during the year	Net carrying amount as on 31.03.2025
Building/loaders	72.70	23.56	-	-	47.19	49.07

Particulars	Net carrying amount as on 01.04.2025	Addition during the year	Deletion during the year	Deletion on account of loss of control	Depreciation during the year	Net carrying amount as on 31.03.2026
Building/loaders	49.07	635.86	2.92	-	156.44	525.57

c. Movement of capital work-in-progress

Particulars	Cost as at 01.04.2024	Addition during the year	Capitalization during the year	Exchange Difference	Closing Balance as on 31.03.2025
Capital work in progress	-	-	-	-	-
Total	**-**	**-**	**-**	**-**	**-**

Particulars	Cost as at 01.04.2025	Addition during the year	Capitalization during the year	Exchange Difference	Closing Balance as on 31.03.2026
Capital work in progress	-	123.72	-	-	123.72
Total	**-**	**123.72**	**-**	**-**	**123.72**

Ageing of Capital Work in progress

Particulars	Amount in CWIP for a period of				
	Less than 1 year	1-2 years	2-3 years	More than 3 years	Total
Projects in progress	123.72	-	-	-	**123.72**
Projects temporarily susdended	-	-	-	-	-

4 Investment Properties	As at 31st March 2026	As at 31st March 2025
Gross Carrying amount		
Opening Gross Carrying Amount	699.81	699.81
Addition during the year	-	-
Closing Gross Carrying Amount	**699.81**	**699.81**
Accumulated Depreciation		
Opening Accumulated Depreciation	101.68	88.97
Depreciation Charged during the year	12.71	12.71
Closing Accumulated Depreciation	**114.39**	**101.68**
Net Carrying Amount	**585.42**	**598.13**

5 Goodwill	As at 31st March 2026	As at 31st March 2025
A. Goodwill on Consolidation		
Opening balance	1,508.02	1,471.50
Addition during the year on account of foreign exchange & LOC	(6.39)	36.52
Deletion during the year	-	-
Closing balance (A)	**1,501.63**	**1,508.02**
B. Goodwill on Business Combination		
Opening balance	476.95	476.95
Addition during the year	-	-
Deletion during the year	-	-
Closing balance (B)	**476.95**	**476.95**
Net (A + B)	**1,978.58**	**1,984.97**

6 Financial Assets : Investments (Non-Current)	As at 31st March 2026	As at 31st March 2025
a) Investment in equity shares		
(i) Unquoted investments in equity instruments of associates at Equity Method:		
Ansh Petro Private Limited 2,600 (Prev Year: Nil) Equity shares fully paid up *{Including Cost of Control of Rs. Nil Lakhs}*	1.18	-
Tandem Commercial Private Limited 18,80,000 (Prev Year: 18,80,000) Equity shares fully paid up *{Including Cost of Control of Rs. 1747.81 Lakhs (Prev Year Rs: 1747.81 Lakhs)}*	1,403.15	1,405.54
PT Indo Bara Pratama (Indonesia)*	1,21,131.95	1,20,175.26
Param Mitra Coal Resources Two Pte. Ltd. (Singapore)*	60,109.02	51,895.39
ii) Unquoted investments in equity instruments of other companies at FVTPL:		
Lotus Sustainable Holdings Pte. Ltd. 147 (Prev Year: 147) Equity shares fully paid up	0.14	0.13
Swahiba Venture Pte Ltd (Formely known as Sis Holdings Pte. Ltd.) 1,000 (Prev Year: 1,000) Equity shares fully paid up	0.95	0.86
iii) Unquoted investments in equity instruments of other companies at FVTOCI:		
Sips Utilities Pvt Ltd 1,50,088 (Prev Year: 1,50,088) Equity shares of Rs. 10/- each fully paid up	14.99	14.95
Shyam Indus Power Solutions Private Limited 45,53,212 (Prev Year: 45,53,212) Equity shares fully paid up	3,054.29	2,885.83
Paramitra Holdings Private Limited 97,06,509 (Prev Year: 97,06,509) Equity shares fully paid up	9,894.52	9,776.07
Kartikay Exploration & Mining Services Private Limited Nil (Prev Year: 17,45,318) Equity shares fully paid up	-	367.63
Riverside Utilities Pvt. Ltd. 30,00,000 (Prev Year: 30,00,000) Equity shares fully paid up	129.60	130.80
Reliance Communications Pvt Ltd Nil (Prev Year: 17,951) Equity Shares fully paid up	-	0.25
	1,95,739.79	**1,86,652.71**

b) Investment in preference shares

i) Investment in unquoted preference shares of associate company at amortized cost		
Indus Best Mega Food Park Private Limited Nil (Prev Year: 77,01,860) Preference shares fully paid up	-	770.19
ii.) Investment in unquoted preference shares of others at amortized cost		
Swastik Power and Mineral Resources Pvt Ltd 2,81,22,762 (Previous year: 2,81,22,762) Preference shares of Rs. 10/- each fully paid up	2,812.28	2,812.28
Shiv Coal Benification & Power Pvt. Ltd. 35,40,000 (Prev Year: 35,40,000) Preference shares fully paid up	354.00	354.00
Chattisgarh Land & Buliding Developers Pvt. Ltd. 10,28,700 (Prev Year: 10,28,700) Preference shares fully paid up	102.87	102.87
Kartikay Resources & Powergen Pvt. Ltd. 3,50,000 (Prev Year: 3,50,000) Preference shares fully paid up	35.00	35.00
River Side Utilities Pvt Ltd 2,46,410 (Previous year: 2,46,410) preference shares of Rs. 10/- each fully paid up	5.85	5.85
Seaside Utilities Pvt Ltd 12,00,070 (Previous year: 12,00,070) preference shares of Rs. 10/- each fully paid up	3.77	3.77
	3,313.77	**4,083.96**
c) Investment in JV		
SS Mining JV	1,460.70	1,460.76
	1,460.70	**1,460.76**
Grand Total	**2,00,514.26**	**1,92,197.43**
Break up of Investments:		
Quoted	-	0.25
Unquoted	2,00,514.26	1,92,197.18
Total	**2,00,514.26**	**1,92,197.43**

Refer note no. 48 to the consolidated financial statements

7	**Financial Assets : Loans (Non-Current)**	**As at 31st March 2026**	**As at 31st March 2025**
	(Unsecured and considered good)		
	Loan & Advances	1,686.59	1,547.33
		1,686.59	**1,547.33**

8	**Other Financial Assets (Non-Current)**	**As at 31st March 2026**	**As at 31st March 2025**
	(Unsecured, considered good unless otherwise stated)		
	Security deposits		
	- Deposit with Banks	423.95	42.37
	- With Others	173.22	158.22
	-Balances with Scheduled Banks in fixed deposits of maturity period of more than 12 months**	34.67	64.18
		631.84	**264.77**

Hypothecated to Banks for security for Debt Service Reserve Account & others

9	**Other Non-Current Assets**	**As at 31st March 2026**	**As at 31st March 2025**
	(Unsecured, considered good unless otherwise stated)		
	Predeposit for appeal	181.33	131.19
	Advance for which value to be received	160.00	160.00
		341.33	**291.19**

10	**Inventories**	**As at 31st March 2026**	**As at 31st March 2025**
	(Valued at the lower of cost or net realizable value)		
	Coal	387.73	381.98
	Rice Husk	325.59	156.57
	Stores & spares	505.12	429.28
	Oil & Lubricants	428.65	173.44
	Less: Provision for Obsolete Inventory	(328.12)	(331.87)
		1,318.97	**809.40**

11 Trade Receivables	As at 31st March 2026	As at 31st March 2025
Unsecured and considered good	32,093.00	33,598.23
Trade receivables which have significant increase in credit risk	-	-
Trade receivables - Credit impaired	1,012.40	1,012.40
Less: Expected Credit Loss	(101.24)	(101.24)
	33,004.16	**34,509.39**

Ageing for Trade Receivables outstanding as at 31 March 2026 is as follows:

Particulars	Outstanding for following periods from due date of payment					
	Less than 6 months	6 months-1 year	1-2 years	2-3 years	More than 3 years	Total
Undisputed Trade Receivables - considered Good	18,448.23	9,745.29	612.02	2,201.22	1,086.24	**32,093.00**
Undisputed Trade Receivables – which have 'significant increase in credit risk	-	-		-	-	**-**
Undisputed Trade Receivables – credit impaired	-	-	-	-	911.16	**911.16**
Disputed Trade Receivables–considered good	-	-	-	-	-	**-**
Disputed Trade Receivables – which have 'significant increase in credit risk	-	-	-	-	-	**-**
Disputed Trade Receivables – credit impaired	-	-	-	-	-	**-**

Ageing for Trade Receivables outstanding as at 31 March 2025 is as follows:

Particulars	Outstanding for following periods from due date of payment					
	Less than 6 months	6 months-1 year	1-2 years	2-3 years	More than 3 years	Total
Undisputed Trade Receivables - considered Good	20,656.91	8,913.76	2,188.39	1,360.75	478.42	**33,598.23**
Undisputed Trade Receivables – which have 'significant increase in credit risk	-	-	-	-	-	**-**
Undisputed Trade Receivables – credit impaired	-	-	-	911.16	-	**911.16**
Disputed Trade Receivables–considered good	-	-	-	-	-	**-**
Disputed Trade Receivables – which have 'significant increase in credit risk	-	-	-	-	-	**-**
Disputed Trade Receivables – credit impaired	-	-	-	-	-	**-**

12 Cash & Cash Equivalents	As at 31st March 2026	As at 31st March 2025
Cash and cash equivalents		
Balance with banks :		
-current accounts	844.91	2,104.05
-fixed deposit of maturity period of less than 3 month*	0.23	0.21
Cash in hand	68.83	89.14
	913.97	**2,193.40**

**** Hypothecated to Bank for Margin of Bank Guarantee issued***

13 Other Bank Balances	As at 31st March 2026	As at 31st March 2025
Deposits with Banks**	3,903.15	42.58
Less: Deposit with banks maturing within 3 months	(0.23)	(0.21)
Less: Deposits with banks maturing after 12 months	(315.95)	(42.37)
	3,586.97	**-**

***** Fixed deposit for Bank Guarantees & Security Deposits***

14 Financial Assets : Loans & ICD (Current)	As at 31st March 2026	As at 31st March 2025
Loans & ICD		
Loan to Related Parties	6,065.32	2,903.99
Loan to Other Parties	27,415.18	24,400.75
	33,480.50	**27,304.74**

15 Financial Assets: Investments (Current)	As at 31st March 2026	As at 31st March 2025
Equity instruments of other companies valued at FVTPL(Annexure-1 attached)		
Quoted Equity shares, fully paid-up*	4.54	6.22
	4.54	**6.22**

****Represent stock in trade but treated as current investments for the purpose of valuation of financial instrument as per IndAs-109.***

16 Other Financial Assets (Current)	As at 31st March 2026	As at 31st March 2025
Unsecured and considered good		
Unbilled revenue receivable	945.84	663.08
Other Receivable and Prepayments	73.35	814.15
Security Deposit	224.42	224.42
Advance for share subscription	571.89	565.95
Advance portion for which value to be received	135.13	120.51
	1,950.63	**2,388.11**

17 Other Current Assets	As at 31st March 2026	As at 31st March 2025
Advance to vendors for goods & services	1,389.45	1,502.41
Advance to employees	20.52	24.53
Prepaid expenses	258.93	301.02
Prepayments & Other Receivables	284.51	299.67
Current tax receivable	919.89	1,087.54
With Holding Tax Receivable	41.36	39.10
	2,914.66	**3,254.27**

(in Rs. lakhs)

18 Share capital

Particulars	As at 31st March 2026		As at 31st March 2025	
	No. of Shares	Amount	No. of Shares	Amount
Authorised share capital				
Equity shares of Re.1 each fully paid	1,56,00,00,000	15,600.00	1,56,00,00,000	15,600.00
	1,56,00,00,000	**15,600.00**	**1,56,00,00,000**	**15,600.00**
Issued, subscribed and fully paid-up				
Equity shares of Re.1 each fully paid	1,54,19,28,780	15,419.29	1,54,19,28,780	15,419.29
	1,54,19,28,780	**15,419.29**	**1,54,19,28,780**	**15,419.29**

a) Reconciliation of the number of shares outstanding at the beginning and at the end of the reporting period

Particulars	As at 31st March 2026		As at 31st March 2025	
	No. of Shares	Amount	No. of Shares	Amount
Equity Shares				
Shares at the beginning of the year	1,54,19,28,780	15,419.29	1,54,19,28,780	15,419.29
Add: Further issued during the year	-	-	-	-
Total	**1,54,19,28,780**	**15,419.29**	**1,54,19,28,780**	**15,419.29**

b) Terms/rights attached to equity shares

The Company has only one class of equity shares, having a par value of Re.1 per share. All shares rank pari passu with respect to dividend, voting rights and other terms. Each shareholder is entitled to one vote per share. The dividend proposed, if any, by the Board of Directors is subject to approval of shareholders in the ensuing Annual General Meeting, except in case of interim dividend. The repayment of equity share capital in the event of liquidation and buy back of shares are possible subject to prevalent regulations. In the event of liquidation, normally the equity shareholders are eligible to receive the remaining assets of the Company after distribution of all preferential amounts, in proportion to their shareholding.

c) Details of Equity shareholders holding more than 5% shares in the company

Equity shares of Rs.10 each, fully paid up held by	As at 31st March 2026		As at 31st March 2025	
	No. of Shares	% of shares held	No. of Shares	% of shares held
Param Mitra Holdings Private Limited	22,80,00,000	14.79%	22,80,00,000	14.79%
Vrit Pal Sindhu	11,13,29,280	7.22%	11,13,29,280	7.22%
Vir Sen Sindhu	10,80,97,500	7.01%	10,80,97,500	7.01%
Satya Pal Sindhu	10,10,03,400	6.55%	10,10,03,400	6.55%
Rudra Sen Sindhu	8,79,12,000	5.70%	8,79,09,000	5.70%
Dev Suman Sindhu	8,72,65,200	5.66%	8,72,65,200	5.66%
Abhimanyu Sindhu	8,17,74,000	5.30%	8,17,74,000	5.30%
	80,53,81,380	**52.23%**	**80,53,78,380**	**52.23%**

d) Shares held by promoters at 31st March 2026

	As at 31st March 2026		As at 31st March 2025	
Promoter Name	No of Shares	% of Total Shares	No of Shares	% of Total Shares
Param Mitra Holdings Private Limited	22,80,00,000	14.79%	22,80,00,000	14.79%
Sindhu Farms Private Limited	22,50,000	0.15%	22,50,000	0.15%
Abhimanyu Sindhu HUF	3,05,43,900	1.98%	3,05,43,900	1.98%
Rudra Sen Sindhu HUF	2,20,50,000	1.43%	2,20,50,000	1.43%
Dev Suman Sindhu HUF	1,96,00,800	1.27%	1,96,00,800	1.27%
Vir Sen Sindhu HUF	1,70,83,800	1.11%	1,70,83,800	1.11%
Vritpal Sindhu	11,13,29,280	7.22%	11,13,29,280	7.22%
Satya Pal Sindhu HUF	68,67,000	0.45%	68,67,000	0.45%
Mitter Sen HUF	51,21,000	0.33%	51,21,000	0.33%
Vir Sen Sindhu	10,80,97,500	7.01%	10,80,97,500	7.01%
Satya Pal Sindhu	10,10,03,400	6.55%	10,10,03,400	6.55%
Dev Suman Sindhu	8,72,65,200	5.66%	8,72,65,200	5.66%
Abhimanyu Sindhu	8,17,74,000	5.30%	8,17,74,000	5.30%
Ekta Sindhu	3,24,13,800	2.10%	3,24,13,800	2.10%
Rachna Sindhu	3,19,14,600	2.07%	3,19,14,600	2.07%
Rudra Sen Sindhu	8,79,12,000	5.70%	8,79,09,000	5.70%
Usha Sindhu	2,05,24,500	1.33%	2,05,24,500	1.33%
Sarvesh Sindhu	1,89,27,000	1.23%	1,89,27,000	1.23%
Parmeshwari Devi	1,71,99,000	1.12%	1,71,99,000	1.12%
Surabhi Gehlot	1,65,78,000	1.08%	1,65,78,000	1.08%
Anika Sindhu	1,62,18,000	1.05%	1,62,18,000	1.05%
Shashi Sindhu	1,58,79,600	1.03%	1,58,79,600	1.03%
Shahista Gehlot	1,41,84,000	0.92%	1,41,84,000	0.92%
Somvir Sindhu	1,24,20,000	0.81%	1,24,20,000	0.81%
Sumati Maharia	1,22,49,000	0.79%	1,22,49,000	0.79%
Vrit Pal Sindhu HUF	1,06,46,700	0.69%	1,06,46,700	0.69%
Saroj Sindhu	93,88,800	0.61%	93,88,800	0.61%
Saurabh Sindhu	53,19,000	0.34%	53,19,000	0.34%
Smriti Sindhu	52,62,000	0.34%	52,62,000	0.34%
Shweta Sindhu	34,11,000	0.22%	34,11,000	0.22%
Kulbir Singh	32,40,000	0.21%	32,40,000	0.21%
Rajbir Singh	6,75,000	0.04%	6,75,000	0.04%
Shreya Sindhu	3,33,000	0.02%	3,33,000	0.02%
Srijana Sindhu	2,88,000	0.02%	2,88,000	0.02%

(in Rs. lakhs)

19	Other Equity	As at 31st March 2026	As at 31st March 2025
(i)	**Capital Reserve due to Consolidation/Subsidiary Capital reserve**		
	Opening balance	14,943.05	18,840.07
	Addition during the year	50.97	-
	Adjustment on account of change in stake	(0.98)	
	Deletion during the year	-	(3,897.02)
	Closing balance	**14,993.04**	**14,943.05**
(ii)	**Capital Reserve**		
	Opening balance	76.47	76.47
	Addition during the year	-	-
	Deletion during the year	-	-
	Closing balance	**76.47**	**76.47**
(iii)	**Capital Redemption Reserve**		
	Opening balance	12.00	12.00
	Addition during the year	-	-
	Closing balance	**12.00**	**12.00**
(iv)	**Foreign Currency Translation Reserve**		
	Opening balance	19,666.63	15,617.10
	Addition during the year	10,056.62	4,049.53
	Adjustment on account of change in stake	(5.58)	-
	Closing balance	**29,717.67**	**19,666.63**
(v)	**General Reserve**		
	Opening balance	2,000.00	2,000.00
	Forfeiture of share warrant	-	-
	Issue of bonus shares during the year	-	-
	Closing balance	**2,000.00**	**2,000.00**
(vi)	**Retained Earnings**		
	Opening balance	1,08,665.92	97,617.72
	Add: Profit/ (loss) for the year	4,143.09	2,565.65
	Add: Other Comprehensive Income/ (loss) of the year	277.13	515.65
	Add: Acquisition/ Change in stake of subsidiary & associates	(13.29)	7,966.90
	Closing balance	**1,13,072.85**	**1,08,665.92**
	Grand Total	**1,59,872.03**	**1,45,364.07**

	Non Controlling Interest (NCI)	As at 31st March 2026	As at 31st March 2025
	Opening balance	53,866.19	67,912.12
	Add: Share in profit of net basis	(4,464.90)	9,582.92
	Add: Capital introduced during the year	41.13	546.85
	Reduced on account of LOC	-	(16,502.86)
	Adjustment in respect of change in stake	19.84	(7,966.90)
	Add: Share in FCTR	1,283.82	294.06
	Closing balance	**50,746.08**	**53,866.19**

20	Financial Liabilities : Borrowings (Non-Current)	As at 31st March 2026	As at 31st March 2025
	Secured Loan (Annexure-2 attached)		
	From Banks	1,357.10	2,633.40
	Less: Processing fees pending amortisation	-	14.95
	Less: Amount disclosed under the head "Short term borrowings" (refer Note 24)	528.42	1,457.40
		828.68	**1,161.05**
	Unsecured - Liability component of compound financial instrument		
	Loan from related parties	672.23	752.96
	ICD taken	39,248.70	29,989.63
	Loan from director	273.35	-
		40,194.28	**30,742.59**
		41,022.96	**31,903.64**

21 Provisions (Non-Current)	As at 31st March 2026	As at 31st March 2025
Provision for gratuity	548.10	534.00
	548.10	**534.00**

22 Other Non-Current Liabilities	As at 31st March 2026	As at 31st March 2025
Advance payments received for which value to be given	800.00	802.43
Security deposit received	1,251.10	1,252.38
	2,051.10	**2,054.81**

23 Net Deferred Tax Liabilities	As at 31st March 2026	As at 31st March 2025
The balances comprises temporary differences attributable to the following:		
Deferred tax assets arising on account of		
-Provision for gratuity	164.65	130.04
-Property, plant and equipment	6.30	7.60
-Valuation of equity shares hold as investment	(2,456.67)	(2,384.75)
-Carry forward of brought forward losses and unabsorbed depreciation	61.55	55.65
	(2,224.17)	**(2,191.46)**
Deferred tax liability arising on account of		
-Goodwill	-	-
-Property, plant and equipment	210.76	416.50
-Measurement of loan at amortised cost	-	(3.76)
	210.76	**412.74**
Net Deferred Tax Liability	**2,434.93**	**2,604.20**

24 Financial Liabilities : Borrowings (Current)	As at 31st March 2026	As at 31st March 2025
Loans repayable on demand (secured)*:		
CC from ICICI Bank Limited	195.73	-
CC from IndusInd Bank Limited	1,223.42	1,049.81
CC from HDFC Bank	-	113.65
Current maturities of long term borrowings	528.42	1,457.40
Unsecured Loans		
Short term loans from others	1,675.38	1,694.51
ICD taken	1,119.03	888.29
	4,741.98	**5,203.66**

* **Footnote:**

Nature of Security and terms of repayment for short term secured borrowings of Holding Company:

Cash Credit of Rs. 7,41,93,826/- (Prev year: Rs. 6,02,58,246/-) from IndusInd Bank is secured through first pari passu charge by way of hypothecation on the entire current assets of the company alongwith the other lenders,i.e, ICICI Bank and HDFC Bank and 2nd charge on the property of the company situated in Tifra, Bilaspur (C.G.). The facility allows to the company to use Rs. 10 Crores for its working capital requirement on a cost of MCLR + 2%.

'Cash Credit of Rs. 1,95,73,260/- (Prev year: Rs. Nil/-) from ICICI Bank is secured against pari passu charge with HDFC Bank & IndusInd Bank on the entire stocks of raw material , stores etc and book- debts receivables etc and Second pari passu charge on the property of M/s Sindhu Realtors Ltd. The facility was taken with a limit of Rs. 5 crores from ICICI Bank carries interest rate at MCLR -6M(8.6%)+ 3.75% p.a.

Cash Credit of Nil (Previous year Rs. 1,13,65,113/-) from HDFC Bank is secured by way of first pari passu charge on entire assets of the company along with other lenders i.e. ICICI Bank and IndusInd Bank and exclusive charge on land and building of the M/s Indus Automobiles situated at Kh No. 84, Village Hardi, Raipur-Bilaspur Road, Bilaspur and personal guarantee of Mr Satyapal Sindhu , Mr Rudra Sen Sindhu,and Mr Vrit Pal Sindhu. It carries interest rate at 12.5%.

Nature of Security and terms of repayment for short term secured borrowings of Subsidary Company:

One of Subsidiary has taken Cash Credit from Indusind Bank of Rs. 6.00 crores during the FY 2015-16 against primary security of the entire current assets of the company, existing and future, comprising, inter-alia, of stocks of raw material, work in progress, finished goods, receivables, book debts and other current assets. The same has been secured with with collateral security of entire movable and immovable fixed assets of the company.(O/s Balance- 481.48 lakhs,P.Y-447.23 lakhs)

25 Trade Payables	As at 31st March 2026	As at 31st March 2025
Trade Payables		
Total Outstanding dues for Micro & Small Enterprise	969.10	1,025.28
Total Outstanding dues of other trade payables	1,809.56	3,681.42
	2,778.66	**4,706.70**

Ageing for Trade Payables outstanding as at 31 March 2026 is as follows:

Particulars	Outstanding for forllowing periods from due date of payment				
	Less than 1 year	1-2 years	2-3 years	More than 3 years	Total
MSME	346.61	51.75	12.12	397.87	**808.35**
Others	1,131.06	116.75	117.34	444.41	**1,809.56**
Disputed dues - MSME	-	-	-	160.75	**160.75**
Disputed dues - Others	-	-	-	-	**-**

Ageing for Trade Payables outstanding as at 31 March 2025 is as follows:

Particulars	Outstanding for forllowing periods from due date of payment				
	Less than 1 year	1-2 years	2-3 years	More than 3 years	Total
MSME	306.47	51.81	30.90	475.35	**864.53**
Others	2,940.75	161.17	105.60	473.90	**3,681.42**
Disputed dues - MSME	-	-	-	160.75	**160.75**
Disputed dues - Others	-	-	-	-	**-**

Note: The date of booking of invoice of suppliers and vendors for sales/services is being taken as due date of payment of creditors.

Dues To Micro And Small Enterprises

The Company has certain dues to suppliers registered under Micro, Small and Medium Enterprises Development Act, 2006 ('MSMED Act'). The disclosures pursuant to the said MSMED Act are as follows :

Particulars	As at 31st March 2026	As at 31st March 2025
(a) The principal amount remaining unpaid to any supplier at the end of the year.	969.10	1,025.28
(b) Interest due remaining unpaid to any supplier at the end of the year.	-	-
(c) The amount of interest paid by the buyer in terms of section 16 of the MSMED Act, 2006, along with the amount of the payment made to the supplier beyond the appointed day during the year.	-	-
(d) The amount of interest due and payable for the period of delay in making payment (which have been paid but beyond the appointed day during the year) but without adding the interest specified under the MSMED Act, 2006.	-	-
(e) The amount of interest accrued and remaining unpaid at the end of each accounting year.	-	-
(f) The amount of further interest remaining due and payable even in the succeeding years, until such date when the interest dues above are actually paid to the small enterprises, for the purpose of disallowance of a deductible expenditure under section 23 of the MSMED Act, 2006.	-	-

Disclosure of payable to vendors as defined under the "Micro, Small and Medium Enterprise Development Act, 2006" is based on the information available with the Company regarding the status of registration of such vendors under the said Act, as per the intimation received from them on requests made by the Company. There are no overdue principal amounts/ interest payable amounts for delayed payments to such vendors at the Balance Sheet date. There are no delays in payment made to such suppliers during the year or for any earlier years and accordingly there is no interest paid or outstanding interest in this regard in respect of payment made during the year or on balance brought forward from previous year.

26 Other Financial Liabilities (Current)	As at 31st March 2026	As at 31st March 2025
Expenses payable	3,920.95	4,999.17
Salary payable	317.26	348.89
Advance from customers	164.49	129.61
Security deposit	591.33	586.77
Other payables	1,101.21	2,951.19
	6,095.24	**9,015.63**

27 Other Current Liabilities	As at 31st March 2026	As at 31st March 2025
Statutory dues payable	317.00	243.53
Advances from Others	77.13	111.26
	394.13	**354.79**

28 Provisions (Current)	As at 31st March 2026	As at 31st March 2025
Provision for Employee Benefits	106.22	82.47
Provision for Income Tax	1,615.61	1,807.89
	1,721.83	**1,890.36**

(in Rs. lakhs)

29 Revenue from Operations	For the year ended 31st March 2026	For the year ended 31st March 2025
a) Transportations, Logistics & Construction		
Loading Receipts	3,999.76	5,443.82
Support services to transportation, loading & mining	397.52	598.23
Transportation Receipts	30,365.27	31,522.29
Water Sprinkle Receipts	465.22	406.85
Equipment Hire Receipts	2,359.90	839.83
	37,587.67	**38,811.02**
b) Oil & Lubricants		
Sale of diesel, petrol & lubricants	1,910.41	1,759.78
FOL transportation receipts	163.02	160.51
Sale of spare parts	1,249.54	1,147.08
	3,322.97	**3,067.37**
c) Operation & Maintenance Income		
Oil Drilling income	1,052.42	4,474.69
	1,052.42	**4,474.69**
d) Finance Operations		
Interest Income	421.68	72.33
Other Financial Services		
Share of profit from JV	(0.06)	0.08
Gain on Investment measured at FVTPL	-	0.19
Misc. Income	3.86	8.15
	425.48	**80.75**
e) Coal Mining, Trading & Consultancy		
Sale of Coal	5,024.04	1,20,834.92
	5,024.04	**1,20,834.92**
f) Power Generation & Sale		
Generation and sale of electricity	4,995.53	5,841.46
	4,995.53	**5,841.46**
Grand Total	**52,408.11**	**1,73,110.21**

30 Other Income	For the year ended 31st March 2026	For the year ended 31st March 2025
Other Non-Operating Income		
Foreign Exchange Gain	1,185.57	1,048.59
Sundry balances written off	641.35	38,586.15
Electricity Duty Received	177.40	208.10
Insurance claim received	4.59	2.23
Sale of Scrap	210.81	226.14
Rental Income	206.40	131.70
Discount	175.77	185.18
Dividend Income	1.09	-
Consultancy and other misc. income	2,393.86	2,118.31
Profit on Sale of investment/PPE	-	13,173.57
Interest Income	559.56	480.22
	5,556.40	**56,160.19**

31 Cost of Materials and Services Consumed	For the year ended 31st March 2026	For the year ended 31st March 2025
FoI & HSD	3,428.04	6,014.78
Stores & Spares	1,988.47	2,495.62
Transportation, Loading and Handling Charges	22,600.08	32,206.16
Support Service to Mining Charges	-	49,559.12
Water Tanker Expenses	423.83	425.61
Lease rental charges	70.00	420.00
Equipment hire charges	257.15	93.59
Contractor Services	106.70	468.02
Electricity Duty	156.39	177.39
Electricity Charges	87.26	55.38
Raw material for Electricity Generation	3,468.24	4,528.61
Supervision Charges Expenses	175.80	348.76
Wages	84.17	75.90
SDSMA Charges	16.70	0.75
	32,862.83	**96,869.69**

32 Purchases of Stock-in-trade	For the year ended 31st March 2026	For the year ended 31st March 2025
Purchase of oil and lubricants	1,883.24	1,696.35
Purchases of goods/spares	1,047.13	1,046.26
Purchase of coal	4,780.46	3,862.04
	7,710.83	**6,604.65**

33 Changes in Inventory of Stock-in-trade & Finished Goods	For the year ended 31st March 2026	For the year ended 31st March 2025
Inventories at the beginning of the year	**5,811.20**	**6,905.65**
- Oil and Lubricants	102.80	113.76
-News Print & Printing Materials	-	590.53
-Spares & Stores/Tyres	218.49	106.54
-Coal	5,489.91	6,094.82
Opening balance adjustment due to subsidary	**-**	**590.53**
Inventories at the end of the year	**5,854.01**	**5,811.20**
- Oil and Lubricants	135.09	102.80
-News Print & Printing Materials	-	-
-Spares & Stores/Tyres	229.01	218.49
-Coal	5,489.91	5,489.91
Decrease/(Increase) during the year	**(42.81)**	**503.92**

34 Employee Benefit Expenses	For the year ended 31st March 2026	For the year ended 31st March 2025
Salaries, wages , Incentive and Others	3,520.82	6,583.80
Contribution to provident fund	146.25	140.09
Contribution to ESI & NPS fund	14.81	68.57
Workmen and staff welfare expenses	111.32	97.87
Provision for Gratuity	129.07	141.70
Director's sitting fee	5.00	3.55
	3,927.27	**7,035.58**

35 Finance Costs	For the year ended 31st March 2026	For the year ended 31st March 2025
Interest expense from financial liabilities measured at amortized cost		
Interest & Finance Charges Paid	4,950.78	12,040.63
Interest on Lease Hold Assets	37.62	9.24
Processing Fees	22.95	26.24
	5,011.35	**12,076.11**

36 Other Expenses	For the year ended 31st March 2026	For the year ended 31st March 2025
Advertisement & Publicity Expense	3.12	2.74
Bank Charges	11.17	20.12
Business Promotion Expenses	1.64	15.59
Commission & Brokerage Expense	-	6.63
Computer Running & Maintenance	1.07	2.59
Conveyance Expense	18.90	20.63
Corporate Social Responsibilities	112.85	137.20
Net Loss on disposal of Subsidiaries	-	31,351.64
Written off of receivables from disposed subsidiaries	-	14,396.35
Bad Debts written off	-	3,335.77
Electricity & Water Expense	60.29	66.97
Freight Charges	25.43	4.55
Miscellaneous expenses	611.24	6,339.77
Insurance Expense	147.20	171.29
Interest & Penalty on Taxes	124.00	12.43
Lease rental charges	4.80	4.80
Legal & Professional Charges	3,349.00	3,655.72
Listing Fee	12.26	6.54
Liquidated Damages	6.77	65.93
Loss on Investment measured at FVTPL	1.69	-
Loss on Sale of Assets/investment	149.18	-
Power, Electricity & Water Expense	0.39	0.64
Property Tax	16.04	0.66
Printing & Stationery	9.51	10.36
Rates, Fees & Taxes	198.80	206.73
Rent Expenses	7.44	15.41
Plant & Machinery Running Expense	506.97	304.81
Vehicle Running & Maintenance	202.73	189.16
Office Repair & Maintenance	237.46	221.54

36 Other Expenses Continued..	For the year ended 31st March 2026	For the year ended 31st March 2025
Security Charges	44.86	82.04
Selling Expenses	-	16,576.18
Statutory Auditor's Remuneration	47.33	56.87
Telephone & Fax Charges	16.61	16.39
Royalty	-	7,442.06
Tour & Travelling	48.56	199.99
Vehicle/Equipment Hire Charges	39.76	34.19
	6,017.07	**84,974.29**

37 Earnings per share	For the year ended 31st March 2026	For the year ended 31st March 2025
a. Profit/(loss) attributable to equity holders		
Profit/(loss) attributable to equity holders	4,143.09	2,565.65
b. Weighted average number of equity shares		
Number of equity shares of Re. 1 each at the beginning of the year	1,54,19,28,780	1,54,19,28,780
Number of equity shares of Re. 1 each at the end of the year	1,54,19,28,780	1,54,19,28,780
Number of equity shares of Re. 1 each at the end of the year for calculation of basic earnings per share	1,54,19,28,780	1,54,19,28,780
Basic and diluted earnings per share (in Rs.) - on profit/ (loss)	**0.27**	**0.17**
Basic and diluted earnings per share (in Rs.) - on total comprehensive income/ (loss)		
Nominal value per share (in Rs.)	**1.00**	**1.00**

(in Rs. Lakhs)

38	Contingent Liabilities	As at 31st March 2026	As at 31st March 2025
A.	**Claims against the Parent Company, not acknowledged as debts:** *Outstanding guarantees and counter guarantees to various banks, in respect of the guarantees given by those banks in favor of various government*		
	In respect of subsidiaries of the Company:		
ii.	Oceania Resources Pte Ltd. (Corporate Guarantee is given of US$ 70 Million to ICICI Bank (Prev year: US$ 70 Million) Estimated at exchange rate of 94.65 (P.Y.: 85.58) Rs. per USD)	66,255.00	59,906.00

vi. **Details of legal cases**

Forum where dispute is pending	Name of statute	F.Y.	Amount	Amount
High Court, Chhattisgarh	MSME Act, 2006	2023-24	122.34	122.34
Principal Commissioner, Custom House Vishakhapatnam	Custom Laws	2015-16	887.32	887.32
Principal Commissioner, Custom House Vishakhapatnam (Penalty)	Custom Laws	2015-16	100.00	100.00
Commissioner, GST	Central Goods and Service Tax Act, 2017	2017-18	165.38	165.38
Commissioner, GST	Central Goods and Service Tax Act, 2017	2018-19	27.80	27.80
Appellate Tribunal, GST & Central Excise, Bhubaneswar	Central Goods and Service Tax Act, 2017	2017-18	252.39	252.39
Appellate Tribunal, GST & Central Excise, Bhubaneswar	Central Goods and Service Tax Act, 2017	2017-18	252.39	252.39
Appellate Tribunal, GST & Central Excise, Bhubaneswar	Central Goods and Service Tax Act, 2017	2018-19	227.21	227.21
Appellate Tribunal, GST & Central Excise, Bhubaneswar	Central Goods and Service Tax Act, 2017	2018-19	227.21	227.21
Customs, Excise & Service Tax Appellate Tribunal	Central Goods and Service Tax Act, 2017 (Service Tax Act, 1994)	2012-13 to 2016-17	816.29	816.29
Customs, Excise & Service Tax Appellate Tribunal (Penalty)	Central Goods and Service Tax Act, 2017 (Service Tax Act, 1994)	2012-13 to 2016-17	816.29	816.29
Commissioner, GST Chhattisgarh	Central Goods and Service Tax Act, 2017	2021-22	18.10	-
			70,167.72	**63,800.62**

* Claims against the Company, not acknowledged as debts for the year ended March 31, 2026 include demand order received from Principal Commissioner, Custom House Vishakhapatnam for payment of custom duty of Rs. 8,87,32,309 and penalty of Rs. 1,00,00,000. The Company has filled an appeal with CESTAT against the same.

** Claims against the Company, not acknowledged as debts for the year ended March 31, 2026 include demand order received from Principal Commissioner, Central Goods and Service Tax, Delhi North for payment of custom duty of Rs. 8,16,28,638 and penalty of Rs. 8,16,28,638 u/s 78 of Finance Act, 1994 read with Section 174 of the CGST Act, 2017. The Company has filled an appeal with CESTAT against the same.

B. Claims against the Subsidiaries, not acknowledged as debts:

i. Demand from the Chief Electrical Inspector (Electricity Departments) for the payment of Electricity Duty and Interest of Rs. 806.40 Lakh (Previous year: Rs. 806.40 Lakh). The subsidiary (Sudha Bio Power Private Limited) has filed a writ petition in the Hon'ble High Court of Chhatisgarh.

ii. Demand from the Water Resources Conservation Department, Bilaspur Chhatisgarh in leau of water tax (including penalty) for the period 01/08/2006 to 31/03/2026 of Rs. 1,031.58 Lakh (Previous year: Rs. 876.08 lakhs). The subsidiary (Sudha Bio Power Private Limited) has filed an application contesting the charges/penalty & the same is the pending for disposal before Water Resources Conservation Department, Bilaspur Chhatisgarh.

iii. GST authorities in Chhattisgarh have raised a demand of ₹17.06 lakhs and ₹7.25 lakhs against the subsidiary (Indus Automotives Private Limited) under Section 73 of the Central Goods and Services Tax Act, 2017, pertaining to the period 17-18 and 19-20 respectively. The demand has been raised on the grounds of alleged short payment of tax without invocation of fraud, suppression, or willful misstatement.The subsidiary has filed an appeal before the appropriate appellate authority challenging the demand. Based on legal advice and management's assessment, the group believes that it has a strong case on merits and the probability of an outflow of economic resources is remote. Accordingly, no provision has been made in the books of accounts. However, the demand has been disclosed as a contingent liability.

39 Segment Reporting

A. In accordance with Ind AS 108 'Segment Reporting' on segment reporting as specified in Section 133 of the Companies Act, 2013 read with Rule 7 of the Companies (Accounts) Rule, 2014, the Group has identified seven business segments viz. Transportation & Logistics, Oil & Lubricants, Finance & Investment, Power Generation, Media Activities, Automobile Sector, EPC Power Distribution, Transmission, Civil and Coal Mining & Trading. The above segments have been identified and reported taking into account the differing risks and returns, and the current internal financial reporting systems. For each of the segments, the Chief operating decision maker (CODM) (Chief Financial Officer) reviews internal management reports on at least a quarterly basis. The CODM monitors the operating results separately for the purpose of making decisions about resource allocation and performance assessment.

Segment accounting policies
The accounting principles consistently used in the preparation of the financial statements and consistently applied to record revenue and expenditure in individual segments are as set out in Note 2 to the financial statements. The accounting policies in relation to segment accounting are as under:

(a) Segment assets and liabilities
All segment assets and liabilities have been allocated to the various segments on the basis of specific identification. Segment assets consist principally of property, plant and equipment, capital work in progress, inventories, trade receivables, financial assets, other current assets, other non-current assets and loans. Segment assets do not include unallocated corporate fixed assets, cash and bank balances, advance tax and other assets not specifically identifiable with any segment.

Segment liabilities include all operating liabilities and consist principally of trade payables and accrued liabilities. Segment liabilities do not include borrowings and those related to income taxes.

(b) Segment revenue and expenses
Segment revenue and expenses are directly attributable to the segment and have been allocated to various segments on the basis of specific identification. Segment revenue does not include interest income and other incomes in respect of non-segmental activities. Segment expenses do not include depreciation on unallocated corporate fixed assets, interest expense, tax expense and other expense in respect of non-segmental activities.

Segment revenue, results and capital employed include the respective amounts identifiable to each of the segments. Other unallocable expenditure/assets/liabilities include expenses/assets/liabilities which are not directly identifiable to any business segment.

(in Rs. lakhs)

Segment revenue, results and capital employed							
Particulars	**Transportation & Logistics**	**Oil & Lubricants**	**Finance & Investment**	**Oil Drilling**	**Power Generation**	**Coal Mining & Trading**	**Total**
Segment revenue							
External revenue	37,587.67	3,322.97	425.48	1,052.42	4,995.53	5,024.04	52,408.11
	(38,811.02)	(3,067.37)	(80.75)	(4,474.69)	(5,841.46)	(1,20,834.92)	(1,73,110.21)
Total segment revenue	**37,587.67**	**3,322.97**	**425.48**	**1,052.42**	**4,995.53**	**5,024.04**	**52,408.11**
	(38,811.02)	**(3,067.37)**	**(80.75)**	**(4,474.69)**	**(5,841.46)**	**(1,20,834.92)**	**(1,73,110.21)**
Segment results	5,758.19	57.49	(965.77)	108.01	(259.92)	1,392.27	6,090.27
	(4,663.46)	(91.01)	(-1,104.90)	(198.28)	(-200.64)	(-39,272.35)	(-35,625.14)
Less: Unallocated corporate expenses							5,011.35
							(3,901.70)
Operating profit/(loss)							**1,078.92**
							(-39,526.84)
Interest and other income							5,556.40
							(56,160.19)
Net profit/(loss) before tax							**6,635.32**
							(16,633.35)
Tax expense							890.88
							(4,474.43)
Net profit/(loss) after tax							**5,744.44**
							(12,158.92)
Other comprehensive income/(loss)							5,551.33
							(4,848.89)
Total comprehensive income/(loss) for the period							**11,295.77**
							(17,007.81)

Figures in ( ) are of previous year March 2025

Segment assets and segment liabilities							
Particulars	**Transportation & Logistics**	**Oil & Lubricants**	**Finance & Investment**	**Oil Drilling**	**Power Generation**	**Coal Mining & Trading**	**Total**
Assets							
Segment assets (Other than Cash and bank balances)	35,111.12	3,629.65	28,034.64	153.47	5,691.11	2,13,827.83	2,86,447.83
	(35,992.25)	(3,752.22)	(21,291.03)	(648.10)	(5,498.73)	(2,02,404.89)	(2,69,587.22)
Unallocated corporate assets							1,005.85
							(1,190.02)
Cash and bank balances	11.41	106.59	37.39	0.44	12.41	745.74	913.97
	(54.41)	(64.16)	(61.02)	(7.39)	(46.37)	(1,960.05)	(2,193.40)
Total assets							**2,88,367.65**
							(2,72,970.64)
Liabilities/ Shareholders' funds							
Segment liabilities	7,336.03	1,684.01	39,422.36	264.69	1,109.11	57,480.65	1,07,296.85
	(9,240.13)	(2,079.48)	(31,450.91)	(874.06)	(992.51)	(61,023.14)	(1,05,660.23)
Unallocated corporate liabilities							5,779.48
							(6,527.05)
Share capital							15,419.29
							(15,419.29)
Reserves and surplus							1,59,872.03
							(1,45,364.07)
Total equity							**1,75,291.32**
							(1,60,783.36)

Figures in ( ) are as at 31 March 2025

(in Rs. lakhs)

40 Financial instruments - Fair values and risk management

1. Credit risk

Credit risk is the risk of financial loss to the Group if a customer or counterparty to a financial instrument fails to meet its contractual obligations resulting in a financial loss to the Group. Credit risk arises principally from trade receivables, loans & advances, cash & cash equivalents and deposits with banks and financial institutions and customers.

Trade receivables

Customer credit risk is managed according to the Group's established policy, procedures and control relating to customer credit risk management. Credit quality of a customer is assessed based on an credit rating scorecard and individual credit limits are defined in accordance with this assessment.
An impairment analysis is performed at each reporting date on an individual basis for major clients. In addition, a large number of minor receivables are grouped into homogenous groups and assessed for impairment collectively.

Cash and cash equivalents

The Group held cash and cash equivalents of Rs. 913.97 lakhs at 31 March 2026 (31 March 2025 Rs. 2,193.40 lakhs) . The cash and cash equivalents are held with bank and financial institution with high rating.

Deposits with banks and financial institutions

Credit risk from balances with banks and financial institutions is managed by the Group's treasury department in accordance with the Group's policy. Investments of surplus funds are made only with approved counterparties and within credit limits assigned to each counterparty.

Credit risk is managed on Company wide basis. For banks/financial institutions, only high rated banks/institutions are accepted.

Loans

The Group has given loans and advances as security deposits. The credit risk is managed by the Group in accordance with the Group's policy.

(i) Exposure to credit risk

The carrying amount of financial assets represents the maximum credit exposure. The maximum exposure to credit risk at the reporting date was:

Particulars	As at 31 March 2026	As at 31 March 2025
Financial assets for which loss allowance is measured using 12 months Expected Credit Losses (ECL)		
Loans	35,167.09	28,852.07
Investments	5,519.23	6,289.42
Other financial assets	2,123.85	2,546.33
	42,810.17	**37,687.82**
Financial assets for which loss allowance is measured using Life time Expected Credit Losses (ECL)		
Trade and other receivable	33,004.16	34,509.39
	33,004.16	**34,509.39**

(ii) Provision for expected credit losses

(a) Financial assets for which loss allowance is measured using 12 month expected credit losses

The Group has assets where the counter- parties have sufficient capacity to meet the obligations and where the risk of default is very low. Accordingly, loss allowance for impairment has not been recognised.

(b) Financial assets for which loss allowance is measured using life time expected credit losses

The Company has customers with strong capacity to meet the obligations and therefore the risk of default is negligible or nil. Further, management believes that the unimpaired amounts that are past due by more than 30 days are still collectible in full, based on historical payment behavior and extensive analysis of customer credit risk.

(iii) Reconciliation of impairment loss provisions (refer Note no. 11)

There is no impairment loss provisions recognised during the year.

	As at 31 March 2026	As at 31 March 2025
Opening Balance	101.24	434.82
Add: Recognised during the year	-	-
Less: Reversal during the year	-	(333.58)
Closing Balance	**101.24**	**101.24**

(in Rs. lakhs)

40. Financial instruments – Fair values and risk management (continued)

2. Liquidity risk

Liquidity risk is the risk that the Group will encounter difficulty in meeting the obligations associated with its financial liabilities that are settled by delivering cash or another financial asset. The Group's approach to managing liquidity is to ensure, as far as possible, that it will always have sufficient liquidity to meet its liabilities when due, under both normal and stressed conditions, without incurring unacceptable losses or risking damage to the Group's reputation.

The Group has an appropriate liquidity risk management framework for the management of short, medium and long term funding and liquidity management requirements. The Group manages liquidity risk by maintaining adequate cash reserves, banking facilities and reserve borrowing facilities by continuously monitoring forecast and actual cash flows and matching the maturity profiles of financial assets and liabilities.

The Group's treasury department is responsible for managing the short term and long term liquidity requirements of the Group. Short term liquidity situation is reviewed daily by Treasury. The Board of directors has established policies to manage liquidity risk and the Group's treasury department operates in line with such policies. Any breaches of these policies are reported to the Board of Directors. Long term liquidity position is reviewed on a regular basis by the Board of Directors and appropriate decisions are taken according to the situation.

Typically the Group ensures that it has sufficient cash on demand to meet expected operational expenses for a period of 60 days, including the servicing of financial obligations, this excludes the potential impact of extreme circumstances that cannot reasonably be predicted, such as natural disasters.

The following are the contractual maturities of financial liabilities, based on contractual cash flows:

Contractual maturities of financial liabilities as on 31 March 2026	Not later than 1 year	Later than 1 year and not later than 5 years	Later than 5 years	Total
Non-derivative financial liabilities				
Term loans from banks	528.42	828.68	-	1,357.10
Bank overdraft including bill discounting	1,419.15	-	-	1,419.15
Finance leases	219.89	321.43	-	541.32
Unsecured loans	2,794.41	40,194.28	-	42,988.69
Trade payables	2,778.66	-	-	2,778.66
Other payables	6,095.24	-	-	6,095.24
Total	**13,835.77**	**41,344.39**	**-**	**55,180.16**

Contractual maturities of financial liabilities as on 31 March 2025	Not later than 1 year	Later than 1 year and not later than 5 years	Later than 5 years	Total
Non-derivative financial liabilities				
Term loans from banks	1,457.40	1,161.05	-	2,618.45
Bank overdraft including bill discounting	1,163.46	-	-	1,163.46
Finance leases	38.41	14.89	-	53.30
Unsecured loans	2,582.80	30,742.59	-	33,325.39
Trade payables	4,706.70	-	-	4,706.70
Other payables	9,015.63	-	-	9,015.63
Total	**18,964.40**	**31,918.53**	**-**	**50,882.93**

(in Rs. lakhs)

40. Financial instruments – Fair values and risk management (continued)

3. Market risk

Market risk is the risk that changes in market prices, such as foreign exchange rates, interest rates will affect the Group's income or the value of its holdings of financial instruments. The objective of market risk management is to manage and control market risk exposures within acceptable parameters, while optimising the return.

The Board of directors is responsible for setting up of policies and procedures to manage market risks of the Group. The regular reviews including diversifications of borrowings to mitigate the market risks are carried out considering the rates of interest and other borrowing terms.

Currency risk

The Group has following financial assets/ liabilities in foreign currency as at 31 March 2026 & 31 March 2025:

Financial Liabilities	31st March 2026	31st March 2025
	Million USD	Million USD
Currency Swap	-	-
Net Exposure to Foreign Currency Risk (Liabilities)	**-**	**-**

Interest rate risk

The Group is exposed to interest rate risk arising mainly from long term borrowings with floating interest rates. The Group is exposed to interest rate risk because the cash flows associated with floating rate borrowings will fluctuate with changes in interest rates.

At the reporting date the interest rate profile of the Group's interest-bearing financial instruments is as follows:

Particulars	31st March 2026	31st March 2025
Financial Assets		
Fixed-rate instruments		
Bank balances other than cash and cash equivalents	3,621.64	64.18
Loans	35,167.09	28,852.07
Total	**38,788.73**	**28,916.25**
Financial Liabilities		
Fixed-rate instruments		
Borrowings	42,988.69	33,325.39
	42,988.69	**33,325.39**
Variable-rate instruments		
Secured term loan from bank	1,357.10	2,618.45
Cash credit/ Bank overdraft/ Bill discounting	1,419.15	1,163.46
	2,776.25	**3,781.91**
Total	**45,764.94**	**37,107.30**

Fair value sensitivity analysis for fixed-rate instruments

The Group's fixed rate instruments are carried at amortised cost. They are therefore not subject to interest rate risk, since neither the carrying amount nor the future cash flows will fluctuate because of a change in market interest rates.

Cash flow sensitivity analysis for variable-rate instruments

A change of 50 basis points in interest rates at the reporting date would have increased (decreased) equity and profit or loss by the amounts shown below. This analysis assumes that all other variables, in particular foreign currency rates, remain constant. The analysis is performed on the same basis for the previous year.

Particulars	Profit/ (loss), net of tax	
	50 bp increase	50 bp decrease
31 March 2026		
Secured term loan from bank	(5.08)	5.08
Cash credit /Bank overdraft	(5.31)	5.31
	(10.39)	**10.39**
31 March 2025		
Secured term loan from bank	(9.80)	9.80
Cash credit from bank	(4.35)	4.35
	(14.14)	**14.14**

(in Rs. lakhs)

41 Fair Value Measurements

(a) Financial instruments by category

Particulars	31 March 2026			31 March 2025		
	Carrying value			Carrying value		
	FVTPL	FVTOCI	Amortised Cost	FVTPL	FVTOCI	Amortised Cost
Financial assets						
Non-current						
Investment	1.09	13,093.41	1,87,419.76	0.98	13,175.54	1,79,020.91
Loans	-	-	1,686.59	-	-	1,547.33
Other financial assets	-	-	631.84	-	-	264.77
Current						
Trade receivables	-	-	33,004.16	-	-	34,509.39
Cash and cash equivalents	-	-	913.97	-	-	2,193.40
Other balances with banks	-	-	3,586.97	-	-	-
Loans	-	-	33,480.50	-	-	27,304.74
Investments	4.54	-	-	6.22	-	-
Other financial assets	-	-	1,950.63	-	-	2,388.11
TOTAL	**5.63**	**13,093.41**	**2,62,674.42**	**7.20**	**13,175.54**	**2,47,228.65**
Financial liabilities						
Non Current						
Lease liability	-	-	321.43	-	-	14.89
Borrowings	-	-	41,022.96	-	-	31,903.64
Current						
Lease liability	-	-	219.89	-	-	38.41
Borrowings	-	-	4,741.98	-	-	5,203.66
Trade payables	-	-	2,778.66	-	-	4,706.70
Other financial liabilities	-	-	6,095.24	-	-	9,015.63
TOTAL	**-**	**-**	**55,180.16**	**-**	**-**	**50,882.93**

(b) Fair value hierarchy

This section explains the judgments and estimates made in determining the fair values of the financial instruments that are measured at amortized cost and for which fair values are disclosed in the financial statements.

To provide an indication about the reliability of the inputs used in determining fair value, the group has classified its financial instruments into the three levels prescribed under the accounting standard. An explanation of each level follows underneath the table.

Assets and liabilities which are measured at amortized cost for which fair values are disclosed

Particulars	31 March 2026			31 March 2025		
	Level 1	Level 2	Level 3	Level 1	Level 2	Level 3
Financial assets						
Investment	4.54	-	13,094.50	6.22	-	13,176.52

*Excluding investments in Subsidiaries, associates and joint venture which is valued at cost

The Group has an established control framework with respect to the measurement of fair values. This includes a valuation team that has overall responsibility for overseeing all significant fair value measurements and reports directly to the Chief finance officer. The valuation team regularly reviews significant unobservable inputs and valuation adjustments. If third party information, such as broker quotes or pricing services, is used to measure fair values, then the valuation team assesses the evidence obtained from the third parties to support the conclusion that these valuations meet the requirements of Ind AS, including the level in the fair value hierarchy in which the valuations should be classified. Significant valuation issues are reported to the Group's audit committee.

Measurement of fair values

The different levels of fair value have been defined below:

Level 1: Level 1 hierarchy includes financial instruments measured using quoted prices. This includes listed equity instruments and traded bonds that have quoted price.

Level 2: The fair value of financial instruments that are not traded in an active market is determined using valuation techniques which maximise the use of observable market data and rely as little as possible on entity specific estimates. If all significant inputs required to fair value an instrument are observable, the instrument is included in level 2.

Level 3: If one or more of the significant inputs is not based on observable market data, the instrument is included in Level 3. The fair value of financial assets and liabilities included in Level 3 is determined in accordance with generally accepted pricing models based on discounted cash flow analysis using prices from observable current market transactions and dealer quotes of similar instruments. This level includes derivative MTM assets/liabilities.

Valuation technique used to determine fair value

Specific valuation technique used to value financial instruments include:

- the use of quoted market prices or dealer quotes for similar instruments
- the fair value of interest rate swaps is calculated as the present value of the estimated future cash flows based on observable yield curves
- the fair value of principal swaps is determined using forward exchange rates at the balance sheet date
- the fair value of the financial instruments is determined using discounted cash flow analysis.

(in Rs. lakhs)

(b) Fair value of financial assets and liabilities measured at amortized cost

Particulars	31 March 2026		31 March 2025	
	Carrying Value	Fair Value	Carrying Value	Fair Value
Financial assets				
Non-Current				
Investment	1,87,419.76	1,87,419.76	1,79,020.91	1,79,020.91
Loans	1,686.59	1,686.59	1,547.33	1,547.33
Other financial assets	631.84	631.84	264.77	264.77
Current				
Trade receivables	33,004.16	33,004.16	34,509.39	34,509.39
Cash and cash equivalents	913.97	913.97	2,193.40	2,193.40
Other balances with banks	3,586.97	3,586.97	-	-
Loans	33,480.50	33,480.50	27,304.74	27,304.74
Other financial assets	1,950.63	1,950.63	2,388.11	2,388.11
TOTAL	**2,62,674.42**	**2,62,674.42**	**2,47,228.65**	**2,47,228.65**
Financial liabilities				
Non Current				
Lease Liability	321.43	321.43	14.89	14.89
Borrowings	41,022.96	41,022.96	31,903.64	31,903.64
Current				
Lease Liability	219.89	219.89	38.41	38.41
Borrowings	4,741.98	4,741.98	5,203.66	5,203.66
Trade payables	2,778.66	2,778.66	4,706.70	4,706.70
Other financial liabilities	6,095.24	6,095.24	9,015.63	9,015.63
TOTAL	**55,180.16**	**55,180.16**	**50,882.93**	**50,882.93**

The carrying amounts of trade receivables, trade payables, cash and cash equivalents, bank balances other then cash, deposits with banks and interest accrued but not due and other current financial assets and current financial liabilities, approximates the fair values, due to their short-term nature.

Non current financial assets consists of fixed deposits whose the carrying amounts are equal to the fair values.
For financial assets and liabilities that are measured at fair value, the carrying amounts are equal to the fair values.

(in Rs. lakhs)

42 Financial Risk Management

The Group's principal financial liabilities comprise loans and borrowings in domestic currency, trade payables and other payables. The main purpose of these financial liabilities is to finance the Group's operations. The Group's principal financial assets include loans, trade & other receivables, and cash and short-term deposits that derive directly from its operations.

The Group is exposed to the following risks from its use of financial instruments:
- Credit risk
- Liquidity risk
- Market risk

This note explains the sources of risk which the entity is exposed to and how the entity manages the risk.

Risk	Exposure arising from	Measurement	Management
Credit Risk	Cash and cash equivalents, trade receivables, financial assets measured at amortised cost.	Ageing analysis Credit ratings	Diversification of bank deposits, credit limits and letters of credit
Liquidity risk	Borrowings and other liabilities	Cash flow forecasting Sensitivity analysis	Availability of borrowing facilities
Market risk – interest rate risk	Long-term borrowings at variable rates	Sensitivity analysis	Diversification and regular review of borrowings

Risk management framework

The Group's activities makes it susceptible to various risks. The Group has taken adequate measures to address such concerns by developing adequate systems and practices. The Group's overall risk management program focuses on the unpredictability of markets and seeks to manage the impact of these risks on the Group's financial performance.

The Board of Directors has overall responsibility for the establishment and oversight of the Group's risk management framework. In order to institutionalize the risk management in the Group, an elaborate Enterprise wide Risk Management (ERM) framework has been developed. As a part of the implementation of ERM framework, an Enterprise Risk Management Committee (ERMC) with various Executive Directors as its members has been constituted with an objective to develop and monitor the Group's risk management policies and strengthen the risk management framework. Enterprise risk management committee after deliberations has identified enterprise wide risk and various action plans for short term as well as long term have been formulated to mitigate these risks.

The Committee is also responsible for reviewing and updating the risk profile, monitoring the effectiveness of the risk management framework and reviewing at least annually the implementation of the risk management policy and framework. The Committee reports regularly to the Board of Directors on its activities.

The Group's risk management policies are established to identify and analyse the risks faced by the Group, to set appropriate risk limits and controls, and to monitor risks and adherence to limits. Risk management policies and systems are reviewed regularly to reflect changes in market conditions and the Group's activities. The Group, through its training and management standards and procedures, aims to develop a disciplined and constructive control environment in which all employees understand their roles and obligations.

The Group has policies covering specific areas, such as interest rate risk, credit risk, liquidity risk, and the use of non-derivative financial instruments. Compliance with policies and exposure limits is reviewed on a continuous basis.

(in Rs. lakhs)

43 Capital Management

The Group's objectives when managing capital are to:
- safeguard its ability to continue as a going concern, so that it can continue to provide returns for shareholders and benefits for other stakeholders and

- maintain an appropriate capital structure of debt and equity.

The Board of Directors has the primary responsibility to maintain a strong capital base and reduce the cost of capital through prudent management of deployed funds and leveraging opportunities in domestic and international financial markets so as to maintain investor, creditor and market confidence and to sustain future development of the business. The Board of Directors monitors the return on capital, which the Group defines as result from operating activities divided by total shareholders' equity. The Board of Directors also monitors the level of dividends to equity shareholders.

In order to achieve the overall objective, the group's capital management, amongst other things, aims to ensure that it meets financial covenants attached to the interest bearing loans and borrowings that define capital structure requirements. Breaches in meeting the financial covenants would permit the bank to immediately call loans and borrowings. There have been no breaches in the financial covenants of any interest-bearing loans and borrowings in the current period

The Group monitors capital, using a medium term view of three to five years, on the basis of a number of financial ratios generally used by industry and by the rating agencies.

The Group monitors capital using gearing ratio which is net debt divided by total equity. Net debt comprises of long term and short term borrowings. Equity includes equity share capital and reserves that are managed as capital. The gearing ratio at the end of the reporting periods was as follows:

Particulars	As at 31 March 2026	As at 31 March 2025
Total Debts	45,764.94	37,107.30
Total Equity	2,26,037.40	2,14,649.55
Net Debt to Equity Ratio	0.20	0.17

44 A Details of the enterprises consolidated as subsidiary in accordance with Ind AS- 110, Consolidated Financial Statements:

31 March 2026

	Name of the Enterprise	Country of Incorporation	Proportion of Ownership Interest
i.	Indus Automotives Pvt. Ltd.	India	98.10%
ii.	Sudha Bio Power Pvt. Ltd.	India	100.00%
iii.	Param Mitra Resources Pte. Ltd	Singapore	93.19%

31 March 2025

	Name of the Enterprise	Country of Incorporation	Proportion of Ownership Interest
i.	Indus Automotives Pvt. Ltd.	India	98.10%
ii.	Sudha Bio Power Pvt. Ltd.	India	100.00%
iii.	Param Mitra Resources Pte. Ltd	Singapore	93.23%

44B Details of the enterprises consolidated as Associates and Joint Ventures in accordance with Indian Accounting Standard - 28, Investment in Associates and Joint Ventures:

31 March 2026

	Name of the Enterprise	Country of Incorporation	Proportion of Ownership Interest
i.	Indus Best Mega Food Park Pvt. Ltd.	India	35.63%
ii.	Tandem Commercial Pvt. Ltd.	India	50.00%
iii.	Ansh Petro Private Limited	India	26.00%

31 March 2025

	Name of the Enterprise	Country of Incorporation	Proportion of Ownership Interest
i.	Indus Best Mega Food Park Pvt. Ltd.	India	35.63%
ii.	Tandem Commercial Pvt. Ltd.	India	50.00%

44C Additional Information as required under Schedule III to the companies Act, 2013, of the enterprises consolidated as Subsidiary/Associates/Joint Ventures.

31 March 2026 *(in Rs. lakhs)*

Name of the Enterprise	Net Assets		Share in Profit or Loss		Share in Other Comprehensive		Share in Total Comprehensive	
	As % of consolidated net assets	Amount	As % of consolidated profit or loss	Amount	As % of consolidated other comprehensive income	Amount	As % of consolidated total comprehensive income	Amount
Parent								
Sindhu Trade Links Ltd.	41.85%	94,604.02	42.78%	2,457.41	5.28%	293.18	24.35%	2,750.58
Indian Subsidiary								
Indus Automotives Pvt. Ltd.	0.98%	2,222.45	1.93%	111.07	0.00%	(0.12)	0.98%	110.95
Sudha Bio Power Pvt. Ltd.	2.03%	4,584.68	0.84%	48.05	-0.29%	(15.94)	0.28%	32.11
Foreign Subsidiary								
Param Mitra Resources Pte. Ltd.	66.03%	1,49,262.44	54.48%	3,129.38	-246.59%	(13,689.22)	-93.48%	(10,559.84)
Non-Controlling Interest in Subsidiaries	22.45%	50,746.08	27.88%	1,601.35	-86.15%	(4,782.42)	-28.16%	(3,181.07)
Indian Associates (Investment as per the equity method)								
Indus Best Mega Food Park Private Ltd.	-0.38%	(863.98)	0.00%	-	0.00%	-	0.00%	-
Tandem Commercial Private Ltd.	0.54%	1,215.15	-0.04%	(2.39)	0.00%	-	-0.02%	(2.39)
Ansh Petro Private Limited	0.00%	0.92	0.02%	0.92	0.00%	-	0.01%	0.92
Intercompany Elimination and Consolidation	-11.05%	(24,988.27)	0.00%	-	341.60%	18,963.43	167.88%	18,963.43
Total	**100.00%**	**2,26,037.40**	**100.00%**	**5,744.44**	**100.00%**	**5,551.33**	**100.00%**	**11,295.77**

(in Rs. lakhs)

45 Form AOC-1 (Pursuant to first proviso to sub-section (3) of Section 129 read with rule 5 of Companies (Accounts) Rules, 2014
Salient Features of Financial Statements of subsidiary / Associates as per Companies Act, 2013

Part "A": Subsidiaries

Particulars	Subsidiary		
	Indus Automotives Pvt. Ltd.	Sudha Bio Power Pvt. Ltd.	Param Mitra Resources Pte. Ltd
Reporting period for the subsidiary	**31-Mar-26**	**31-Mar-26**	**31-Mar-26**
Country of Incorporation	India	India	Singapore
Reporting Currency	**INR**	**INR**	**USD**
Share Capital	52.50	901.00	1,096.68
Reserve & Surplus	2,169.95	3,683.68	315.32
Total Assets	3,312.55	5,703.50	2,270.48
Total Liability	1,090.09	1,118.82	858.48
Investments	631.42	-	1,923.73
Turnover/Total Income	347.36	5,344.00	89.32
Profit before Taxation	126.63	62.24	34.73
Provision for Taxation	15.54	14.19	-
Profit after Tax	111.09	48.05	34.73
Other Comprehensive Income	(0.12)	(15.94)	(151.90)
Total Comprehensive Income	110.97	32.11	(117.17)
% of Shareholding	98.10%	100.00%	93.19%

Part "B": Associates
Statement pursuant to Section 129 (3) of the Companies Act , 2013 related to Associate Companies and Joint Ventures:-

Name of the entity	Latest Audited Balance Sheet	Reporting currency	No. of Shares	Amount of Investment in Associates/Joint Venture	Extend of Holding %	Description of how there is significant influence	Reason why the associate/joint venture is not consolidated	Net worth attributable to Shareholding as per latest audited Balance Sheet	Profit/(Loss) for the year Considered in Consolidation	Profit/(Loss) for the year not Considered in Consolidation
Associates										
Indus Best Mega Food Park Pvt. Ltd.	31-Mar-26	INR	84,89,800	863.98	35.63%	Note - A	N.A.	384.94	-	117.46
Tandem Commercial Pvt. Ltd.	31-Mar-26	INR	18,80,000	188.00	50.00%	Note - A	N.A.	1,401.65	(2.39)	-
Ansh Petro Private Limited	31-Mar-26	INR	2,600	0.26	26.00%	Note - A	N.A.	1.18	0.92	-

Note - A
There is significant influence due to percentage(%) of Holding & Voting Rights.

46 Interest in other Entities as per Ind AS 112

(a) Subsidiaries

The Company's subsidiaries at March 31, 2026 are set out below.

Unless otherwise stated, they have share capital consisting solely of equity shares that are held directly by the group, and the proportion of ownership interests held equals the voting rights held by the group. The country of incorporation or registration is also their principal place of business.

Name of the Entity	Place of Business/ Country of Incorporation	Ownership Interest held by the group		Ownership Interest held by non controlling interest		Principal Activity
		% voting power held as at		% voting power held as at		
		31st March 2026	31st March 2025	31st March 2026	31st March 2025	
Indus Automotives Pvt. Ltd.	India	98.10%	98.10%	1.90%	1.90%	Trading of Automobile Parts & Spares
Sudha Bio Power Pvt. Ltd.	India	100.00%	100.00%	-	-	Generation of Electricity
Param Mitra Resources Pte. Ltd.	Singapore	93.19%	93.23%	6.81%	6.77%	Extraction and Selling of Coal from Coal Mines through investing in stepdown subisidiaries

(b) Interest in Associates and Joint Ventures

Name of the Entity	Place of Business / Country of	Carrying amount as at		% of ownership Interest	
		31st March 2026	31st March 2025	31st March 2026	31st March 2025
Associates:					
Indus Best Mega Food Park Pvt. Ltd.	India	-	-	35.63%	35.63%
Tandem Commercial Pvt. Ltd.	India	1,403.15	1,405.54	50.00%	50.00%
Ansh Petro Private Limited	India	1.18	-	26.00%	0.00%

(b) Summarised financial information for Associates

Summarised Balance Sheet

Name of the Entity	As at 31 March 2026			As at 31 March 2025	
	Associates			Associates	
	Indus Best Mega Food Park Pvt. Ltd.	Tandem Commercial Pvt. Ltd.	Ansh Petro Private Limited	Indus Best Mega Food Park Pvt. Ltd.	Tandem Commercial Pvt. Ltd.
Current assets	2,711.07	2.27	14.81	1,571.32	4.20
Non-current assets	6,311.33	2,801.89	13.01	6,698.67	2,804.56
Current liabilities	4,792.34	0.87	23.11	3,687.55	0.67
Non-current liabilities	3,611.40	-	0.17	3,611.40	-
Net assets	3,149.61	2,803.29	4.54	971.04	2,808.09
The above amounts of assets and liabilities include the following:					
Cash & cash equivalents	160.24	2.27	14.81	14.74	2.30
Current financial liabilities (excluding trade payables)	360.66	0.87	21.61	2,086.66	-

Summarised statement of Profit and Loss

Name of the Entity	For the year ended 31 March 2026			For the year ended 31 March 2025	
	Associates			Associates	
	Indus Best Mega Food Park Pvt. Ltd.	Tandem Commercial Pvt. Ltd.	Ansh Petro Private Limited	Indus Best Mega Food Park Pvt. Ltd.	Tandem Commercial Pvt. Ltd.
Revenue	2,460.05	-	38.79	2,946.62	-
Interest Income	-	-	-	-	-
Other Income	348.48	-	-	455.46	-
Depreciation and amortisation	595.90	-	0.65	874.11	-
Interest expense	431.91	4.78	-	302.19	13.50
Other Expense	327.30	-	20.91	476.21	-
Profit for the year	331.25	(4.78)	3.54	186.92	(13.50)
Other comprehensive income	(1.57)	-	-	1.56	-
Total comprehensive income	329.68	(4.78)	3.54	188.48	(13.50)

(in Rs. lakhs)

47 Business Combination as per Ind AS 103

(a) Total Goodwill (on account of consolidation & business combination)

Particular	31 March 2026	31 March 2025
Goodwill at the beginning of the year	1,984.97	1,948.45
Addition during the year on account of foreign exchange & LOC	(6.39)	36.52
Less: Derecognised during the year	-	-
Gross Goodwill at the end of the year	**1,978.58**	**1,984.97**
Opening accumulated impairment	-	-
Add: Impairment during the year	-	-
Closing accumulated impairment	**-**	**-**
Carrying amount of Goodwill	**1,978.58**	**1,984.97**

Each of the subsidiaries is identified as a separate cash generating unit. Goodwill has been allocated for impairment testing purposes to these cash-generating units.

(b) Total Capital reserve (on account of consolidation & business combination)

Particular	31 March 2026	31 March 2025
Capital reserve at the beginning of the year	14,943.05	18,840.07
Add: Recognised during the year	50.97	-
Less: Derecognised during the year	0.98	3,897.02
Capital reserve at the end of the year	**14,993.04**	**14,943.05**

48 Disposal/ Loss of control over stepdown subsidiaries during the pervious year

a. PT Krida Makmur Bersama ("KMB")

PT Param Mitra Coal Movers (stepdown subsidiary) signed a conditional sale & purchase agreement (CSPA) on 26 July 2024 for sale of 99.99% of the shares issued by the limited liability company PT Krida Makmur Bersama (PT KMB) each with a nominal value of IDR 1,000,000 only which was followed by the General Meeting of Shareholders on 5 September 2024 pursuant to which the shares have been transferred under a Sales & Purchase Agreement (SPA) signed on 5 September 2024. This was approved by the Ministry of Law & Human Rights (MOLHR) on 06 September 2024. As a result, the Group lost control over PT KMB , and it has been derecognized from the consolidated financial statements from that date. The Group recognized a gain of USD 16.05 mn on account of on loss of control .

b. PT Indo Bara Paratama ("IBP")

As per Share Purchase Deed dated 23 January 2025 between PT Jaya Jasamandiri, PT Indo Bara Paratama, PT Berkat Nusantara Indah (PT BNI) and Param Mitra Coal Resources Pte Ltd, 25% shareholding of PT Indo Bara Pratama shares is being purchased by PT Berkat Nusantara Indah for USD 16,000,000 . Actual transfer of shareholding has not yet happened as on date due to regulatory approvals which is in process, however as per Agreement all economic rights are transferred to PT BNI as on date of the Deed. Based on the fifth amendment and Restatementof the debt acknowledgement signed on 21 November 2024, by and between PT JJ and Nonny Oentoro, Ginawan Chondro, Wirawan Chondro as lenders with amount of IDR 561,363,075,000 has been paid off on January 23, 2025. As per Share Sale and Purchase Agreement dated 20 January 2025 between PT Jaya Jasamandiri and Mr. Wirawan Chondro, 0.1% shareholding of PT Indo Bara Pratama shares is being purchased by PT Jaya Jasamandiri from Mr. Wirawan Chondro. Actual transfer of shareholding has not yet happened as on date due to some regulatory approvals which is in process, however as per Agreement all economic rights are transferred to PT Jaya Jasamandiri as on date of the Deed. Thus the Company's effective shareholding in PT Indo Bara Pratama is now 25% As a result, IBP ceased to be a subsidiary and became an associate. The Group recognized a gain of USD 20.67 mn on account of on loss of control . The remaining 25% interest was recognized at its fair value of 140.09 mn on the date of loss of control and is accounted for using the equity method.

"The fair value of the investment in associates was determined by an independent and qualified valuer on 14 th May 2025. The valuation was performed using the discounted cash flow method,with discount rate based on industry benchmarks relevant to the Company's sector.

c. Param Mitra Coal Resources Two Pte. Limited ("PMCR2")

As per SHA and SPA dated 23 January 2025 between the Param Mitra Coal Resources Pte Ltd ('PMCR") , PT Komoditas Andalan Masyarakat Umum ("KAMU"), PT Samanea Energi Investama ("SEI"), PT Param Mita Coal Resources Two Pte Ltd ("PMCR 2"), PT Rencana Mulia Baratama ("RMB") and PT Berkat Nusantata Indah ("BNI") , 25% of the equity inteterst in PMCR 2 held by PMCR has been sold for US$ 29,000,000 , thereby reducing its ownership from 50% to 25% in PMCR2. As a result, PMCR2 ceased to be a subsidiary and became an associate. The Group recognized a loss of USD 73.84 mn on account of on loss of control. The remaining 25% interest was recognized at its fair value of 60.26 mn on the date of loss of control and is accounted for using the equity method."

Others payables to PT IBP and PT RMB by PMCR Pte. Ltd

During the financial year 2021, the Param Mitra Coal Resources Pte Ltd (PMCR) effectively transferred its rights to two of its former subsidiaries, the rights and obligations over its loan from Azalea Investment Holdings Limited amounting to US$45,000,000 , PT IBP (US$39,000,000) and PT RMB(US$6,000,000) respectively. This was recorded as amount payable to subsidiaries which is non interest bearing during the previous financial years.

(a) As per Share Purchase Agreement (SPA) dated 22 October 2021 executed between the PMCR , PT Komoditas Andalan Masyarakat Umum (KAMU) and PT Jaya Jasamandri (PT JJ), Parties agreed and acknowledged by the Company that such Payable shall be treated as per Clause 7.4 of the relevant SPA executed there on. The Parties have initiated the discussion and necessary documents would be put in place in due course to comply with the understanding.

(b) Additionally, as per Share Subscription Agreement (SSA) dated 22 October 2021 executed between the PMCR, KAMU and Param Mitra Coal Resources Two Pte. Ltd. (PMCR2),the Parties have agreed and acknowledged by the Company that such Payable shall be treated as per Clause 7.5 of the relevant SPA executed there on. All the Parties have initiatedthe discussion and necessary documents would be put in place in due course to comply with the understanding.

(c) Furthermore, as per Shareholders Agreement Deed (SHA) dated 23 January 2025 executed between the Company, KAMU, SEI, PT Rencana Mulia Baratama (“RMB”), PT Berkat Nusantara Indah (“BNI”) and Param Mitra Coal Resources Two Pte. Ltd. (“PMCR2”), theParties have agreed and acknowledged by the Company that such payable shall be treated as per Clause 4 (b) of the relevant SHA executed there on. A receivable in the estimatedamount as at the date of this agreement of US$ 6,000,000 denominated in RMB and US$ 39,000,000 denominated in IBP shall not be payable by the Company and companies shall execute the relevant documents necessary to ensure that the Company payable is written off or otherwise restructured in the manner which is acceptable to the Company, KAMU, SEI, IBP, RMB in Azalea Loan agreement.

On the basis above and balance confirmation from RMB and IBP, PMCR has created provision for write back of US $45,000,000 and record it under head "Other Income" in the statement of Comprehensive Income.

d. Oceania Resources Pty. Limited

On 14 October 2023, the directors of Oceania Resources Pty Ltd ("the Company") resolved to place the Company into voluntary administration. Daniel Bredenkamp and Christopher Pattinson of Pitcher Partners were appointed as Joint and Several Administrators under Section 436A of the Corporations Act 2001 (Australia). Upon their appointment, the directors’ powers ceased, and the Administrators assumed full control of the Company.

As of the date of these financial results, the Company remains under administration, with Daniel Bredenkamp acting as Deed Administrator. Key developments include:

-First Creditors’ Meeting (20 November 2023): Creditors granted the Administrators additional time to submit a detailed report.

-Administrators’ Report: Estimated a 100% return to creditors based on receivables recorded in the Company’s books.

-Second Creditors’ Meeting (25 January 2024): Creditors approved a Recapitalisation Deed of Company Arrangement (DoCA), allowing the Administrators 12 months to investigate the Company’s affairs and explore restructuring or recapitalization options.

-Extension of DoCA (13 February 2025): Creditors resolved to extend the DoCA period until 30 June 2026, following further evaluation of cash flows between Griffin and Oceania.

Financial Statement Impact:

Given the ongoing administration and loss of control, the Company’s financials have not been consolidated with the Group in these financial results.

49 Related Party Disclosures

As per Ind As 24 , the disclosure of transactions with related parties are given below:

(a) List of related parties where control exists and also other related parties with whom transaction have taken place and relationships

Name of Related Party & Relationship

Subsidiaries

Indus Automotives Private Limited
Param Mitra Resources Pte Limited
Sudha Bio Power Private Limited

Associates/ J.V

Indus Best Mega Food Park Private Limited
S S Mining JV

Directors/ Key Management Personnel

Rudra Sen Sindhu
Saurabh Sindhu
Usha Sindhu
Vikas Singh Hooda
Alok Gupta (Resigned on 31/01/2026)
Suchi Gupta
Nishi A Sabharwal
Ajmer Singh
Ramesh Shah

Relatives to Key Management Personnel

Satyapal Sindhu
Vir Sen Sindhu
Vrit Pal Sindhu
Abhimanyu Sindhu
Anika Sindhu
Dev Suman Sindhu
Dev Suman Sindhu (HUF)
Mitter Sen Sindhu (HUF)
Parameshwari Devi
Rachna Sindhu
Rudra Sen Sindhu (HUF)
Samriti Sindhu
Saroj Sindhu
Satyapal Sindhu (HUF)
Saurabh Sindhu (HUF)
Shahista Sindhu
Shashi Sindhu
Shaurya Sindhu
Shweta Sindhu
Somvir Sindhu
Sumati Sindhu
Sumegha Sindhu
Surbhi Sindhu
Vir Sen Sindhu (HUF)
Vrit Pal Sindhu (HUF)
Abhimanyu Sindhu (HUF)
Sarvesh Sindhu
Ekta Sindhu
Shreya Sindhu
Satvik Sindhu
Sonal Sindhu
Shaurya Sindhu (HUF)
Somvir Sindhu (HUF)
Suruchi Sindhu
Srijana Sindhu
Shashwat Sindhu
Swasti Sindhu
Aayna Sindhu

Others Related Parties (Key Management Personnel and their relatives having substantial interest)

ACB India Limited
Indus Infra Built Private Limited
Indus Shareshree Private Limited
Sainik Mining and Allied Services Limited
Sindhu Farms Private Limited
Sindhu Realtors Limited
Param Mitra Manav Nirman Sansthan
V. V. Transport
M. S. & Sons
S. S. Transport
Sainik Mining India Private Limited
Param Mitra Holdings Private Limited
Shyam Indus Solar Private Limited
Shyam Indus Power Solutions Private Limited
PM Fincap Limited
Param Mitter Realtors Private Limited
Aryavrat coal benefications Power Private Limited
Kartikay Coal Washeries Private Limited
Indus Edumanagement Services Private Limited
Maruti Clean Coal & Power Limited
Swahiba Ventures Private Limited
V. S. & Sons
Shishram Transport
Hari Bhoomi Communications Private Limited
Legend Travels Private Limited
Paramitra Associates Private Limited
Gevra Automobiles
Akshay Urja Manthan Bio Fuels Private Limited
Purshottam Buildwell Private Limited
Arpa Infrastructure Developers Private Limited
S.J Finance & Consultants Private Limited
Sanskardharni Developers Private Limited
Riverside Utilities Private Limited
Aryavrat Labtech Private Limited
Sindhu Education Foundation

(b) Transactions during the year with Related Parties :

Particulars	Associates	KMP	Relatives of KMP	Others	Total
Transactions during the year					
Loading Receipts	-	-	-	3,533.89	3,533.89
	-	-	-	(5,082.21)	(5,082.21)
Support Service to Mining Receipts(Inculding Surface Minor)	-	-	-	47.52	47.52
	-	-	-	(445.78)	(445.78)
Transportation Receipts	-	-	-	22,556.50	22,556.50
	-	-	-	(22,003.55)	(22,003.55)
Water Sprinkle Receipts	-	-	-	465.22	465.22
	-	-	-	(406.85)	(406.85)
Sale of Diesel, Petrol & Lubricants	-	-	-	89.91	89.91
	-	(0.20)	-	(1.79)	(1.99)
Sale of Investments	-	-	583.80	-	583.80
	-	-	-	-	-
Interest Income	219.28	-	-	375.00	594.28
	(52.07)	-	-	(179.11)	(231.18)
Rental Income	3.00	-	-	40.66	43.66
	(2.65)	-	-	(45.89)	(48.54)
Purchase of Diesel, Petrol and Lubricants	-	-	-	57.41	57.41
	-	-	-	(54.23)	(54.23)
Purchase of Tyre, Lubricants & Spares	-	-	-	-	-
	-	-	-	(2.49)	(2.49)
Transportation Charges Paid	-	532.44	1,994.54	1,706.98	4,233.96
	-	(511.61)	(1,823.14)	(2,137.17)	(4,471.92)
Salary/Director Remuneration	-	96.05	342.11		438.16
	-	(98.32)	(317.22)	-	(415.54)
Interest Paid	-	25.94	10.20	3,038.75	3,074.89
	-	(0.42)	(25.95)	(2,840.58)	(2,866.95)
Rent Paid	-	1.20	42.37	-	43.57
	-	(2.12)	(58.30)	(4.14)	(64.56)
Advertisement & Publicity	-	-	-	3.21	3.21
	-	-	-	(2.83)	(2.83)
Inter Corporate Deposit/Unsecured Loan Taken	-	250.00	-	30,471.42	30,721.42
	-	-	(25.16)	(17,539.95)	(17,565.11)
Inter Corporate Deposit/Unsecured Loan Taken Repaid	-	-	151.20	28,939.84	29,091.04
	-	(7.66)	(178.30)	(17,918.26)	(18,104.22)
Purchase of Spares	-	-	-	7.67	7.67
	-	-	-	(57.71)	(57.71)
Sale of Spares	-	49.98	196.32	293.09	539.39
	-	-	-	(210.75)	(210.75)
CSR Expenses	-	-	-	106.50	106.50
	-	-	-	(137.20)	(137.20)
Director Sitting Fees	-	5.00	-	-	5.00
	-	(3.55)	-	-	(3.55)
Supervision Charges	-	-	-	-	-
	-	-	-	(5.24)	(5.24)
Share of Profit	(0.06)	-	-	-	(0.06)
	(0.08)	-	-	-	(0.08)
Equipment Hire Receipts	-	-	-	2,359.90	2,359.90
	-	-	-	(742.94)	(742.94)
Loans Given	-	-	-	3,423.70	3,423.70
	-	-	-	(1,850.00)	(1,850.00)
Loan Given Received Back	-	-	-	2,784.26	2,784.26
	-	-	-	(2,660.62)	(2,660.62)
Security Deposit Given	-	-	-	-	-
	-	-	-	(200.00)	(200.00)
Coal Purchase	-	-	-	145.00	145.00
	-	-	-	(202.17)	(202.17)
Napier Grass/Husk Purchase	-	-	-	994.86	994.86
	-	-	-	(921.49)	(921.49)
Advances Given	-	-	-	40.00	40.00
	-	-	-	-	-
Labour Receipts	-	-	-	0.67	0.67
	-	-	-	(0.67)	(0.67)
Other Expenses	-	3.02	-	1.26	4.28
	-	(6.51)	-	(0.64)	(7.15)

Figures in ( ) are of previous year 31 March 2025

(c) Oustanding Balances with Related Parties :

Particulars	Associates	KMP	Relatives of KMP	Others	Total
Inter Corporate Deposit Received	-	-	-	31,371.64	31,371.64
	-	-	-	(25,991.37)	(25,991.37)
Unsecured Loan	-	273.35	18.52	-	291.87
	-	-	(156.74)	-	(156.74)
Trade Payables	-	-	-	565.94	565.94
	-	-	-	(1,523.11)	(1,523.11)
Transport Charges Payable	-	120.30	854.33	320.35	1,294.98
	-	(111.39)	(891.66)	(279.65)	(1,282.70)
Rent Payable	-	17.45	7.56	-	25.01
	-	(16.37)	(83.27)	-	(99.64)
Inter Corporate Deposits Given	2,979.64	-	-	4,773.99	7,753.63
	(654.30)	-	-	(3,797.03)	(4,451.33)
Trade Receivable	540.32	-	-	23,124.35	23,664.67
	(539.73)	-	-	(23,887.11)	(24,426.85)
Security deposit received	-	-	-	1,450.00	1,450.00
				(1,450.00)	(1,450.00)
Salary payable	-	-	17.70	-	17.70
		(4.95)	(17.70)	-	(22.65)
Advance to Vendors for Goods & Services	-	-	-	40.00	40.00
	-	-	-	(10.95)	(10.95)
Advance from Debtors			-	30.49	30.49
	-	-	(3.32)	(32.19)	(35.51)

Figures in ( ) are of previous year 31 March 2025

50 Recent Pronouncement

Ministry of Corporate Affairs ("MCA") notifies new standards or amendments to the existing standards under Companies (Indian Accounting Standards) Rules as issued from time to time. For the year ended March 31, 2026, MCA has made amendments to Ind AS 21 – The Effects of Changes in Foreign Exchange Rates, Ind AS 7 -Statement of Cash Flows, Ind AS 107-Financial Instruments: Disclosures, Ind AS 12-Income Taxes, Ind AS 1-Presentation of Financial Statements and Ind AS 10 -Events after Reporting Period. The Company has reviewed the new pronouncements and based on its evaluation has determined that it does not have any material impact in its financial statements.

51 Global Minimum Tax / Pillar Two

The Company has evaluated the applicability of the Global Anti-Base Erosion Rules / Pillar Two framework introduced under the amended Ind AS 12, Income Taxes. Based on such assessment, the management has concluded that the Pillar Two legislation is not applicable to the Company as at and for the year ended 31 March 2026. Accordingly, no current tax expense, deferred tax adjustment, or additional disclosure in respect of Pillar Two taxes is required in these financial statements.

52 Events after Subsequent date

A.) Acquisition of Stake in Advent Coal Resources Pte. Ltd. (Overseas Entity)

Subsequent to the reporting period, the Board of Directors of the Company, at its meetings held on April 24, 2026 and May 22, 2026, approved the acquisition of 78.26% equity stake in Advent Coal Resources Pte. Ltd., a company incorporated in Singapore, which holds an interest in a coal mine and its associated infrastructure located in Indonesia through a corporate holding structure. Of the aforesaid 78.26% stake, 53.67% is being acquired from a related party of the Company.
The entire purchase consideration for the said acquisition is being discharged through issuance of equity shares of the Company to the respective sellers.
The transaction is subject to approval of the shareholders of the Company and/or such other regulatory or statutory authorities as may be applicable.

Financial Impact: Consequent to the aforesaid acquisition, the Company's investments will increase by Rs. 697.05 Crore, with a corresponding increase in Equity Share Capital and Securities Premium Reserve by Rs. 30.04 Crore and Rs. 667.01 Crore respectively.

B.) Acquisition of Stake in Sainik Mining and Allied Services Limited (Domestic Entity)

Subsequent to the reporting period, the Board of Directors of the Company approved the acquisition of 50.10% equity stake in Sainik Mining and Allied Services Limited, a company incorporated in India engaged in coal mining and allied activities, and a related party of the Company.
The entire purchase consideration for the said acquisition is being discharged through issuance of Compulsorily Convertible Preference Shares (CCPS) of the Company to the respective sellers (which are also related party).

Financial Impact: Consequent to the aforesaid acquisition, the Company's investments will increase by Rs. 225.42 Crore, with a corresponding increase in Other Equity and Securities Premium Reserve by Rs. 9.71 Crore and Rs. 215.71 Crore respectively.

53 Corporate Social responsibility (CSR)

a) CSR Amount required to be spent as per Section 135 of The Companies Act, 2013 read with Schedule VII thereof by the company during the year is Rs. 101.75 lakhs (previous year Rs. 99.04 lakhs).

Details of amount spent towards CSR given below:

Particulars	2025-26	2024-25
Education	102.00	129.50
Total	**102.00**	**129.50**

54 In the opinion of the management, the value on realisation of current assets, loans & advances in the ordinary course of business would not be less than the amount at which they are stated in the Balance Sheet and provisions for all known liabilities has been made. Further Debit and Credit balances are subject to confirmations.

55 Previous Year Figures have been regrouped and rearranged wherever necessary in line with Ind AS.

56 The Financial Statements were authorised for issue by the directors on 30th May, 2026.

Background & Significant Accounting Policies 1&2
The accompanying notes form an integral part of the financial statements.

As per our report of even date attached
For NGC and Associates LLP
Chartered Accountants
FRN: 033401N/N500351

For and on behalf of the Board of Directors

Saurabh Sindhu
Director
DIN: 02291158

Rudra Sen Sindhu
Director
DIN: 00006999

Parduman Biji
Partner
Membership No. 095023
Place: New Delhi
Date: 30 May 2026

Vikas Hooda
Chief Financial Officer
PAN: AATPH4946B

Suchi Gupta
Company Secretary
M. No.: 26066

SINDHU TRADE LINKS LIMITED
Consolidated Financial Statements
Notes to the consolidated financial statements for the year ended 31st March 2026

Annexure-1 to Note 15 *(in Rs. lakhs)*

Particulars	As at 31st March 2026			As at 31st March 2025		
	Units	Rate	Amounts	Units	Rate	Amounts
Investments measured at Fair Value through Profit & Loss						
Andhra Cement Limited	750	40.79	0.31	750	49.14	0.37
Aravali Securities & Finance Limited	25,000	4.25	1.06	25,000	4.01	1.00
Shree Bhawani Papers Limited	-	-	-	40,000	3.22	1.29
Shree Ram Urban Infrastructure Limited	3,000	37.00	1.11	3,000	37.00	1.11
Shyam Telecom Limited	10,000	8.20	0.82	10,000	13.00	1.30
Malwa Cotton Spinning Mills Limited	200	10.00	0.02	200	10.00	0.02
Carrier Airconditioning & Refrigeration Limited	1,600	10.00	0.16	1,600	10.00	0.16
IFCI Limited	2,000	47.88	0.96	2,000	43.07	0.86
Sanraa Media Limited	4,500	0.05	0.00	4,500	0.05	0.00
Yaari Digital Integrated (Soril Infra Resources Limited)	-	-	-	144	14.43	0.02
Welspun Speciality Solutions Limited	100	31.24	0.03	100	26.62	0.03
Welspun Speciality Solutions Limited	-	-	-	25	1.15	0.00
IndiaBulls Enterprises Limited	302	9.14	0.03	144	15.25	0.02
Pentamedia Graphics Limited	3,800	1.00	0.04	3,800	1.00	0.04
Total Current Investments			**4.54**			**6.22**

SINDHU TRADE LINKS LIMITED
Consolidated Financial Statements
Notes to the consolidated financial statements for the year ended 31st March 2026

Annexure-2 to Note 20

Particulars	Total Long Term Borrowings				Current Portion	
Long Term Borrowings	31st March 2026	31st March 2025	31st March 2026	31st March 2025	31st March 2026	31st March 2025
Secured term loans:						
- From banks and financial institutions*	1,357.10	2,554.78	828.68	1,123.32	528.42	1,431.46
	1,357.10	**2,554.78**	**828.68**	**1,123.32**	**528.42**	**1,431.46**

* **Loan from banks as stated above includes the followings:**

	Bank/Financial Institution	Facility	Total		Non-current Portion		Current Portion	
1	HDFC Bank Limited GECL	GECL	-	369.04	-	-	-	369.04
2	Tata Capital Financial Services Limited GECL	GECL	-	39.11	-	-	-	39.11
3	Sundaram Finance Limited GECL	GECL	-	55.39	-	-	-	55.39
4	Tata Motors Finance Limited GECL	GECL	-	323.43	-	-	-	323.43
5	Mahindra Finance Limited	Commercial Equipment Loan	20.72	99.10	-	20.72	20.72	78.38
6	ICICI Bank Limited (Audi Car)	Audi Car Loan	22.18	30.66	12.89	22.18	9.29	8.48
7	Sundaram Finance Limited	Commercial Equipment Loan	452.91	692.92	188.17	452.91	264.74	240.01
8	Mahindra Finance (5 Loader)	Commercial Equipment Loan	162.69	219.37	100.06	162.69	62.63	56.68
9	Mahindra Finance (2 Loader)	Commercial Equipment Loan	110.99	143.32	75.30	110.98	35.69	32.33
10	Indian Overses Bank (Mercedes)	Mercedes Car Loan	295.85	359.89	247.12	297.42	48.73	62.47
11	Axis Bank Limited (Audi Car)	Audi Car Loan	56.41	72.67	38.62	56.42	17.79	16.25
12	Indian Overses Bank (Range Rover)	Range Rover Car Loan	235.38	-	166.52	-	68.86	-
13	Sundaram Finance Ltd Diesel Finance	Diesel Finance	(0.03)	149.89	-	-	(0.03)	149.89
	Total		**1,357.10**	**2,554.78**	**828.68**	**1,123.32**	**528.42**	**1,431.46**

* **Nature of Security/Guarantee & terms of repayment of principal**

S. No.	Name of Bank/ Financial Institution	Borrower	Repayment of	Date of Maturity	Security/Guarantee
	HDFC Bank Limited GECL	Sindhu Trade Links Limited	60 monthly installments	24-03-2026	Second Charge on Hypothecation of Equipment and current assets of Company and second charge on land & building of the Company situated at Rajender Nagar Chowk, Bilaspur.
	Tata Capital Financial Services Limited GECL	Sindhu Trade Links Limited	60 monthly installments	21-01-2026	Second Charge on Hypothecation of Equipment and current assets of Company
	Sundaram Finance Limited GECL	Sindhu Trade Links Limited	60 monthly installments	03-01-2026	Second Charge on Hypothecation of Equipment and current assets of Company
	Tata Motors Finance Limited GECL	Sindhu Trade Links Limited	60 monthly installments	02-02-2026	Second Charge on Hypothecation of Equipment and current assets of Company
	Mahindra Finance Limited	Sindhu Trade Links Limited	47 monthly installments	15-06-2026	Hypothecation of Equipment and Personal Guarantee of Managing Director Major Satyapal Sindhu
	ICICI Bank Limited (Audi Car)	Sindhu Trade Links Limited	60 monthly installments	01-06-2028	Hypothecation of Equipment
	Sundaram Finance Limited	Sindhu Trade Links Limited	47 monthly installments	17-11-2027	Hypothecation of Equipment and Personal Guarantee of Director Mr. Saurabh Sindhu
	Sundaram Finance Limited	Sindhu Trade Links Limited	47 monthly installments	17-11-2027	Hypothecation of Equipment and Personal Guarantee of Director Mr. Saurabh Sindhu
	Mahindra Finance Limited (5 Loader)	Sindhu Trade Links Limited	47 monthly installments	05-08-2028	Hypothecation of Equipment and Personal Guarantee of Director Mr. Saurabh Sindhu
	Mahindra Finance Limited (2 Loader)	Sindhu Trade Links Limited	47 monthly installments	10-01-2029	Hypothecation of Equipment and Personal Guarantee of Director Mr. Saurabh Sindhu
	Indian Overseas Bank (Mercedes Car)	Sindhu Trade Links Limited	60 monthly installments	10-01-2030	Hypothecation of Equipment
	Axis Bank Limited (Audi Car)	Sindhu Trade Links Limited	60 monthly installments	01-02-2029	Hypothecation of Equipment
	Indian Overseas Bank (Range Rover)	Sindhu Trade Links Limited	60 monthly installments	10-06-2030	Hypothecation of Equipment

Additional Disclosures

a. The Company has not advanced or loaned or invested funds (either borrowed funds or share premium or any other sources or kind of funds) to any other person or entity, including foreign entities ("Intermediaries") with the understanding (whether recorded in writing or otherwise) that the Intermediary shall, whether, directly or indirectly lend or invest in other persons/entities identified in any manner whatsoever by or on behalf of the company ('ultimate beneficiaries') or provide any guarantee, security or the like on behalf of the Ultimate Beneficiaries.

b. The Company has not received any fund from any person(s) or entity(ies), including foreign entities ("Funding party") with the understanding (whether recorded in writing or otherwise) that the company shall directly or indirectly lend or invest in other persons or entities identified in any manner whatsoever by or on behalf of the Funding party (ultimate beneficiaries); or provide any guarantee, security or the like on behalf of the ultimate beneficiaries.

c. i) The Company has not been declared as wilful defaulter by bank or financial institution or any other lender.
ii) The company has delayed/defaulted in the payment of certain borrowings and interest.

SINDHU TRADE LINKS LIMITED
Consolidated Financial Statements
Notes to the consolidated financial statements for the year ended 31st March 2026

Annexure-3 to Annexure-2

Security against Term Loan from Capital India Finance Limited

S.No.	Address of Properties	Admeasuring Areas	Owner of Properties
1	Plot No. 3696-P , Sector -11, Urban Estate , Jind , Haryana	Area 204.12 Sq. Metre	Parmeshwari Devi
2	Plot No. 3697 , Sector -11, Urban Estate , Jind , Haryana	Area 341.55 Sq. Metre	Parmeshwari Devi
3	Plot No. 16 , 17 & 18 Vinay Nagar , Rohtak , Haryana	Area 1000 Sq. Yard	Abhimanyu Sindhu
4	Plot No. 48 & 49 , Vinay Nagar , Rohtak , Haryana	Area 1100 Sq. Yard	Abhimanyu Sindhu
5	House No. 496, Ward No. 8, Friends Colony , Bohar, Rohtak	Area 1000 Sq. Yard	Parmeshwari Devi
6	Wakka Patti, Kayasth Seth, Kaithal, Tehsil Kaithal, Haryana	Area 80 Canal and 10 Marla	S3H Construction Private Limited
7	Wakka Patti, Kayasth Seth, Kaithal, Tehsil Kaithal , Haryana	Area 3 Marla	S3H Construction Private Limited
8	Village Bohar , Friends Colony , Rohtak , Haryana	Area 1258 Sq. Yard	Parmeshwari Devi
9	Plot A- 132, Sector- 27- 28, Suncity , Rohtak , Haryana	Area 401.80 Sq. Yard	Parmeshwari Devi
10	Plot No. 1 , Friend Colony, Rohtak , Haryana	Area 162.00 Sq. Yard	Parmeshwari Devi
11	Plot No. 71 , Vinay Nagar , Rohtak , Haryana	Area 378.12 Sq. Yard	Abhimanyu Sindhu
12	Village Bohar , Subhash Nagar , Rohtak , Haryana	Area 800 Sq. Yard	Parmeshwari Devi

Note: Financer has paripasu charges of these properties for term loan taken.