

SMEL/SE/2024-25/113

March 07, 2025

The Secretary, Listing Department BSE Limited Phiroze Jeejeebhoy Towers Dalal Street Mumbai 400 001 Maharashtra, India Scrip Code: 543299	The Manager – Listing Department National Stock Exchange of India Limited "Exchange Plaza", 5th Floor, Plot No. C/1, G Block, Bandra-Kurla Complex, Bandra (East), Mumbai 400 051 Maharashtra, India Symbol: SHYAMMETL
--	---

Sub: Sales Release for the Month ended 28th February, 2025**Dear Sir/Madam,**

Pursuant to Regulation 30 of SEBI (Listing Obligations and Disclosure Requirements) Regulations, 2015 ('Listing Regulations'), kindly find enclosed herewith the Consolidated Sales Release of the Company for the Month ended 28th February, 2025.

This is for your information and record.

Thanking you,

Yours faithfully,

For Shyam Metals and Energy Ltd.


Birendra Kumar Jain
Company Secretary
Membership No. F13320





**Encl: As above**

OUR BRANDS:

**SHYAM METALICS AND ENERGY LIMITED**

REG. OFFICE: Trinity Tower, 7th Floor, 83, Topsia Road, Kolkata - 700 046, West Bengal, CIN: L40109WB2002PLC095491 GSTIN: 19AAHCS5842A2ZD

SALES & MARKETING OFFICE: Viswakarma Building, North West Block, 1st, 2nd & 3rd Floor, 86C, Topsia Road, Kolkata - 700 046

T: +91 33 4016 4001 F: +91 33 4016 4025 Email: contact@shyamgroup.com Web: www.shyammetalics.com Follow us on:    

Consolidated Sales Release for the month of February 2025

* We have got 3 days lesser to sell in February as compared to January which impacts the MOM comparisons.

Stainless Steel

Particulars	Monthly Performance				
	February	February	% Change (YoY)	January	% Change (MoM)
	FY25	FY24		FY25	
Quantity (in MT)	8,552	4,064	110%	8,962	-5%
Average Realisation (Rs. / MT)	129,227	117,480	10%	125,789	3%

- There has been an increase of 110% in sales volumes, whereas the realisations have increased by 10% on a YoY basis.
- There has been a decrease of 5% in sales volumes, whereas the realisations have increased by 3% on a MoM basis.

Aluminium Foil

Particulars	Monthly Performance				
	February	February	% Change (YoY)	January	% Change (MoM)
	FY25	FY24		FY25	
Quantity (in MT)	1,686	1,366	23%	1,959	-14%
Average Realisation (Rs. / MT)	351,778	311,922	13%	341,070	3%

- There has been an increase of 23% in sales volumes whereas realisations have increased by 13% on a YoY basis.
- There has been a decrease of 14% in sales volumes, whereas the realisations have increased by 3% on a MoM basis.

OUR BRANDS:



SHYAM METALICS AND ENERGY LIMITED

REG. OFFICE: Trinity Tower, 7th Floor, 83, Topsia Road, Kolkata - 700 046, West Bengal, CIN: L40109WB2002PLC095491 GSTIN: 19AAHCS5842A2ZD

SALES & MARKETING OFFICE: Viswakarma Building, North West Block, 1st, 2nd & 3rd Floor, 86C, Topsia Road, Kolkata - 700 046

T: +91 33 4016 4001 F: +91 33 4016 4025 Email: contact@shyamgroup.com Web: www.shyammetalics.com Follow us on:

Speciality Alloys

Particulars	Monthly Performance				
	February	February	% Change (YoY)	January	% Change (MoM)
	FY25	FY24		FY25	
Quantity (in MT)	17,067	16,992	0.44%	16,696	2%
Average Realisation (Rs. / MT)	92,759	94,680	-2%	92,611	0.16%

- There has been an increase of 0.44% in sales volumes, whereas the realisations have decreased by 2% on a YoY basis.
- There has been an increase of 2% in sales volumes, whereas the realisations have increased by 0.16% on a MoM basis.

Carbon Steel

Particulars	Monthly Performance				
	February	February	% Change (YoY)	January	% Change (MoM)
	FY25	FY24		FY25	
Quantity (in MT)	133,531	140,188	-5%	162,336	-17.74%
Average Realisation (Rs. / MT)	43,743	43,921	-0.41%	43,299	1%

Note: Steel sales are cumulative sales of Steel Billet and Long Steel Products

- There has been a decrease of 5% in sales volumes, whereas the realisations have decreased by 0.41% on YoY basis.
- There has been a decrease of 17.74% in sales volumes, whereas the realisations have increased by 1% on a MoM basis.

Pig Iron

Particulars	Monthly Performance				
	February	February	% Change (YoY)	January	% Change (MoM)
	FY25	FY24		FY25	
Quantity (in MT)	25,781	-	-	14,281	80.53%
Average Realisation (Rs. / MT)	32,836	-	-	33,277	-1%

- There has been an increase of 80.53% in sales volumes, whereas the realisations have decreased by 1% on a MoM basis.



SHYAM METALICS AND ENERGY LIMITED

REG. OFFICE: Trinity Tower, 7th Floor, 83, Topsia Road, Kolkata - 700 046, West Bengal, CIN: L40109WB2002PLC095491 GSTIN: 19AAHCS5842A2ZD

SALES & MARKETING OFFICE: Viswakarma Building, North West Block, 1st, 2nd & 3rd Floor, 86C, Topsia Road, Kolkata - 700 046

T: +91 33 4016 4001 F: +91 33 4016 4025 Email: contact@shyamgroup.com Web: www.shyammetalics.com Follow us on:

Sponge Iron

Particulars	Monthly Performance				
	February	February	% Change (YoY)	January	% Change (MoM)
	FY25	FY24		FY25	
Quantity (in MT)	75,645	94,143	-20%	85,175	-11%
Average Realisation (Rs. / MT)	24,258	24,884	-3%	24,101	1%

- There has been a decrease of 20% in sales volumes, whereas the realisations have decreased by 3% on a YoY basis.
- There has been a decrease of 11% in sales volumes, whereas the realisations have increased by 1% on a MoM basis.

Pellet

Particulars	Monthly Performance				
	February	February	% Change (YoY)	January	% Change (MoM)
	FY25	FY24		FY25	
Quantity (in MT)	46,386	63,007	-26%	77,957	-40%
Average Realisation (Rs. / MT)	8,838	9,145	-3%	8,747	1%

- There has been a decrease of 26% in sales volumes, whereas the realisations have decreased by 3% on a YoY basis.
- There has been a decrease of 40% in sales volumes, whereas the realisations have increased by 1% on a MoM basis.

CR Coil/ CR Sheets

Particulars	Monthly Performance				
	February	February	% Change (YoY)	January	% Change (MoM)
	FY25	FY24		FY25	
Quantity (in MT)	5703	-	-	2484	130%
Average Realisation (Rs. / MT)	68,878	-	-	69,006	-0.19%

- There has been an increase of 130% in sales volumes, whereas the realisations have decreased by 0.19% on a MoM basis.
- We have started producing Color Coated sheets and have sold 350 tonnes of the same which is included in the sale of 5703 tonnes in the month of February 2025.

OUR BRANDS:



SHYAM METALICS AND ENERGY LIMITED

REG. OFFICE: Trinity Tower, 7th Floor, 83, Topsia Road, Kolkata - 700 046, West Bengal, CIN: L40109WB2002PLC095491 GSTIN: 19AAHCS5842A2ZD

SALES & MARKETING OFFICE: Viswakarma Building, North West Block, 1st, 2nd & 3rd Floor, 86C, Topsia Road, Kolkata - 700 046

T: +91 33 4016 4001 F: +91 33 4016 4025 Email: contact@shyamgroup.com Web: www.shyammetalics.com Follow us on:

About Shyam Metalics And Energy Limited (SMEL)

Shyam Metalics and Energy Limited (SMEL), a leading multi metal conglomerate with footprints in carbon steel, stainless steel, speciality alloys and aluminium foil along with captive power plants.

SMEL is a leading integrated metal producing company based in India with a focus on long steel products and ferro alloys. We are amongst the largest producers of Ferro Alloys, one of the leading players in terms of pellet capacity and the fourth largest player in the sponge iron industry in terms of sponge iron capacity in India.

We have a diversified product mix which enables us to sell both intermediates and final products across the steel value chain. The Company has a consistent track record of delivering profitability since the commencement of our operations in Fiscal 2005.

SMEL has received an upgraded rating of CRISIL AA (Positive) for Long Term Bank Facilities, CRISIL A1+ for Short Term Bank Facilities. SMEL is one of the least leveraged Steel Company in India.

For SHYAM METALICS AND ENERGY LIMITED

Company Secretary

OUR BRANDS:



SHYAM METALICS AND ENERGY LIMITED

REG. OFFICE: Trinity Tower, 7th Floor, 83, Topsia Road, Kolkata - 700 046, West Bengal, CIN: L40109WB2002PLC095491 GSTIN: 19AAHCS5842A2ZD

SALES & MARKETING OFFICE: Viswakarma Building, North West Block, 1st, 2nd & 3rd Floor, 86C, Topsia Road, Kolkata - 700 046

T: +91 33 4016 4001 F: +91 33 4016 4025 Email: contact@shyamgroup.com Web: www.shyammetalics.com Follow us on: