



SHREE OSFM E-MOBILITY LIMITED

(Formerly known as Shree OSFM E-Mobility Private Limited)

CIN: U93090MH2006PLC166545 GST: 27AAACO8879L1ZM

Registered Office: A-Wing, 104, Green Park, Plot No. 2 & 3, Sector 3, Opp. Ghansoli Railway Station, Ghansoli Navi Mumbai-400701

[Tel:-91-22-27544431](tel:91-22-27544431), Email Id:cs@shreeosfm.com, URL: www.shreeosfm.com

To,
National Stock Exchange of India Limited
Exchange Plaza, Bandra Kurla Complex,
Bandra East, Mumbai – 400051

Date: 29.05.2024

NSE SYMBOL: SHREEOSFM

Subject: Intimation under Regulations 30 SEBI (Listing Obligations and Disclosure Requirements), Regulation, 2015 – Investor Presentation of Shree OSFM E-Mobility Limited

Dear Sir/Madam,

Pursuant to provisions of Regulation 30 of the SEBI (Listing Obligations and Disclosure Requirements), Regulation, 2015 please find attached herewith copy of Investor Presentation.

The said presentation will be simultaneously posted on the Company's website at <http://www.shreeosfm.com>

You are requested to take note of the same.

Thanking You,

For SHREE OSFM E-MOBILITY LIMITED

Ramnath Chandar Patil
Digitally signed
by Ramnath
Chandar Patil
Date: 2024.05.29
11:37:29 +05'30'

Ramnath Chandar Patil
Managing Director
(DIN: 01877280)



SHREE OSFM E-MOBILITY LIMITED

INVESTOR PRESENTATION MAY 2024



DISCLAIMER



This presentation has been prepared by Shree OSFM E-Mobility Limited (the “Company”) solely for information purposes and does not constitute any offer, recommendation or invitation to purchase or subscribe for any securities, and shall not form the basis or be relied on in connection with any contract or binding commitment what so ever. No offering of securities of the Company will be made except by means of a statutory offering document containing detailed information about the Company.

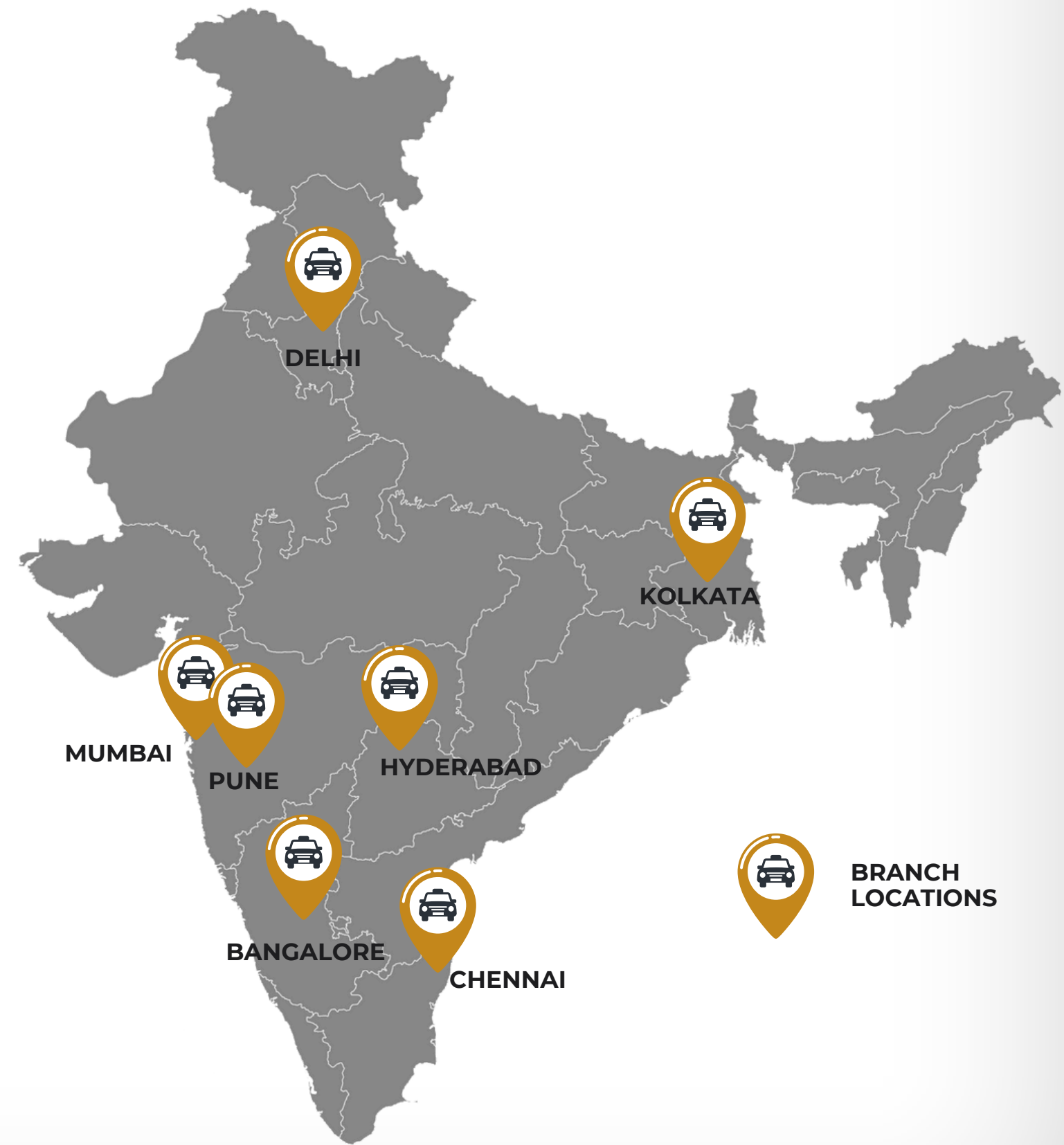
This Presentation has been prepared by the Company based on information and data which the Company considers reliable, but the Company makes no representation or warranty, express or implied, whatsoever, and no reliance shall be placed on, the truth, accuracy, completeness, fairness and reasonableness of the contents of this Presentation. This Presentation may not be all inclusive and may not contain all of the information that you may consider material. Any liability in respect of the contents of, or any omission from, this Presentation is expressly excluded.

Certain matters discussed in this Presentation may contain statements regarding the Company’s market opportunity and business prospects that are individually and collectively forward-looking statements. Such forward-looking statements are not guarantees of future performance and are subject to known and unknown risks, uncertainties and assumptions that are difficult to predict. These risks and uncertainties include, but are not limited to, the performance of the Indian economy and of the economies of various international markets, the performance of the industry in India and world-wide, competition, the company’s ability to successfully implement its strategy, the Company’s future levels of growth and expansion, technological implementation, changes and advancements, changes in revenue, income or cash flows, the Company’s market preferences and its exposure to market risks, as well as other risks. The Company’s actual results, levels of activity, performance or achievements could differ materially and adversely from results expressed in or implied by this Presentation. The Company assumes no obligation to update any forward-looking information contained in this Presentation. Any forward-looking statements and projections made by third parties included in this Presentation are not adopted by the Company and the Company is not responsible for such third party statements and projections.

ABOUT US



- 119 CR Revenues
- 42+ OPERATING SITES
- 2700+ VEHICLES
- 3500 + DRIVERS
- PREMIUM CLIENTS
- PRESENCE IN MAJOR CITIES
- ASSET LIGHT MODEL
- EV EQUIPPED

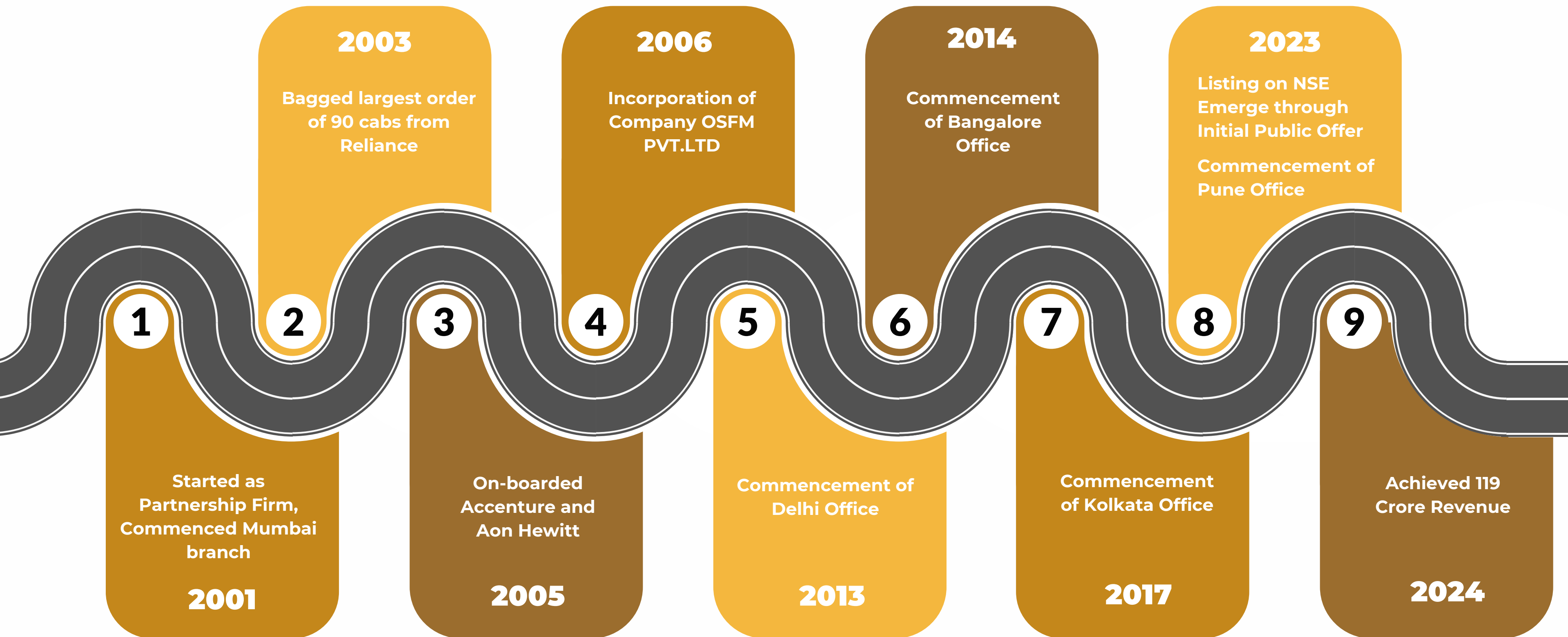




COMPANY OVERVIEW



JOURNEY SO FAR



LEADERSHIP TEAM



NITIN SHANBHAG
CHAIRMAN & WHOLE TIME
DIRECTOR

- An MBA by qualification, he has been in the people logistics industry for over a decade.
- His expertise lies in devising innovative cost effective transport solutions for industries as diverse as IT, Aviation, BFSI and Media.
- He looks after Key Account Management & Sales Team Building.



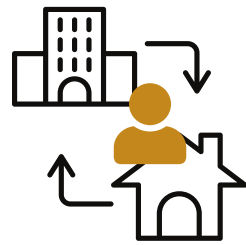
R. C. PATIL
MANAGING DIRECTOR

- He has been in the industry for over two decades which has enabled him to gain an understanding of the intricacies of the industry
- His in-depth industry knowledge & excellent networking skills has enabled the company to create an extensive vendor pool

BUSINESS OVERVIEW



OUR OFFERINGS



EMPLOYEE TRANSPORTATION

- Employee Transportation services across E2E services, Fleet services, etc.
- Over 2700 vehicles present across 12 cities.
- Compliant, clean vehicles with daily monitoring.




CHAUFFEUR DRIVEN CAR RENTAL SERVICES

- Vehicles available on call basis.
- Multiple vehicle options across different segment of cars.
- Booking and billing enabled through mobile app.



EVENTS TRANSPORTATION

- Events Transportation to enable a seamless experience.
- Management of transport solutions across India.
- Complaint and clean vehicles.




GREEN FLEET

- Pioneers in EVs tech with an experienced team.
- Vehicle usage and cell charge information integrated with ETS.
- Successfully running operations in Bangalore and Trivandrum.


THE OSFM ADVANTAGE

- Plan Routes & Schedules with our route planning and optimization engine.
- Real time tracking and execution through mobile.
- 24x7 control tower
- Transparency & audit trail.
- 24x7 Customer Care.
- Well trained and groomed drivers.
- Large fleet of vehicles to ensure round the clock availability.
- Extensive fleet to match vehicles with the required services.
- Large mix of standard vehicles with luxury options.
- End to End management capability.
- Dashboard analytics on vehicle performance and tracking.
- GHG and Carbon footprint management.

BUSINESS MODEL



VENDOR POOL



SERVICES



CLIENTS AND
GEOGRAPHY

1500+ Vendors



2700+ Vehicles
3500+ Drivers



SHREE OSFM



IT-BPM, Aviation,
BFSI Sectors



8 Cities across 7
States







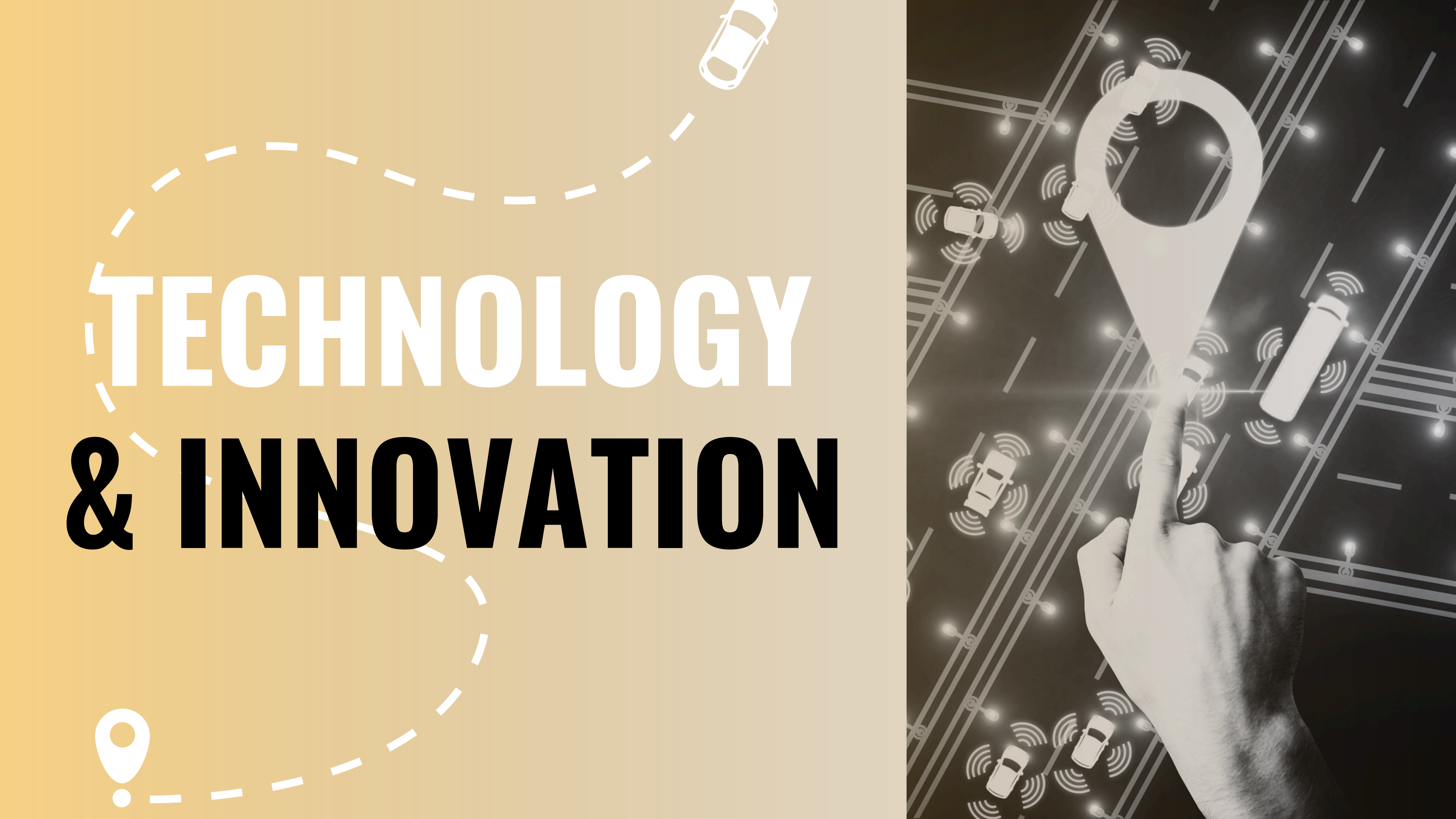
SERVICES PROVIDED

- Pools in various vendors & provides employee logistics services to corporates.
- Acts as a complete transportation solution provider to corporates by ensuring compliance of their various policies like police verification, real time tracking of vehicles, ensuring on time arrivals of employees, etc. by providing on-site teams & back end support.
- At the same time provides requisite training & assistance to vendors thereby enabling them to meet high standards of corporates.

FLEET DETAILS

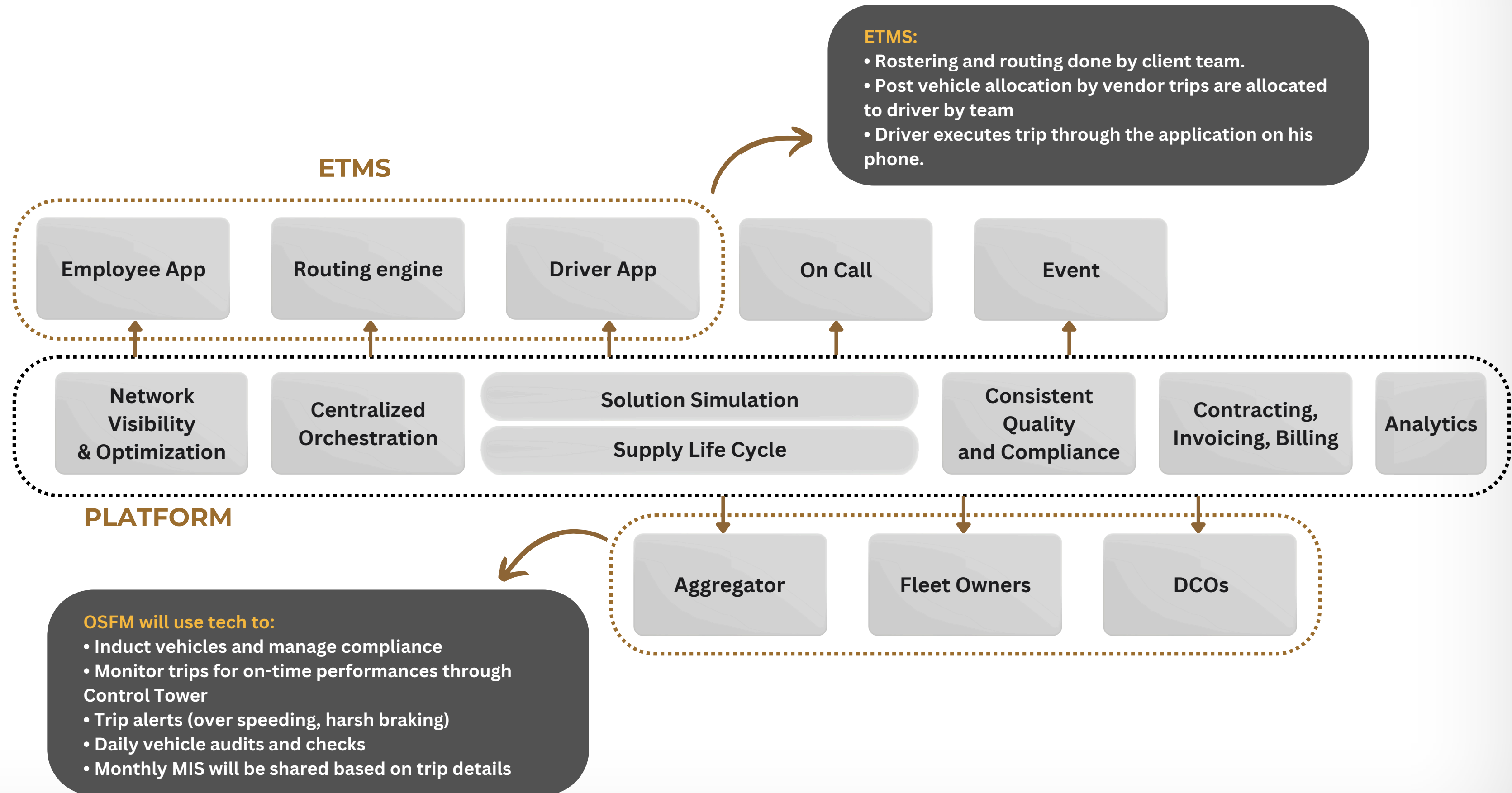


	 4 SEATER			 SUV			 TT			 BUS			City Total
	Own	BA	Total	Own	BA	Total	Own	BA	Total	Own	BA	Total	
Bangalore	NA	151	151	35	55	90	NA	NA	NA	NA	NA	NA	241
Chennai	NA	20	20	NA	5	5	NA	NA	NA	NA	NA	NA	25
Delhi	NA	109	109	NA	40	40	NA	NA	NA	NA	NA	NA	149
Hyderabad	NA	30	30	NA	18	18	NA	NA	NA	NA	NA	NA	48
Kolkata	NA	80	80	NA	37	37	NA	NA	NA	NA	NA	NA	117
Mumbai	100	985	1085	80	667	747	NA	80	80	NA	40	40	1952
Pune	0	100	100	6	70	76	1	2	3	NA	NA	NA	179
Total	100	1475	1575	121	892	1013	1	82	83	0	40	40	2711



**TECHNOLOGY
& INNOVATION**

TECH IN BACK-END

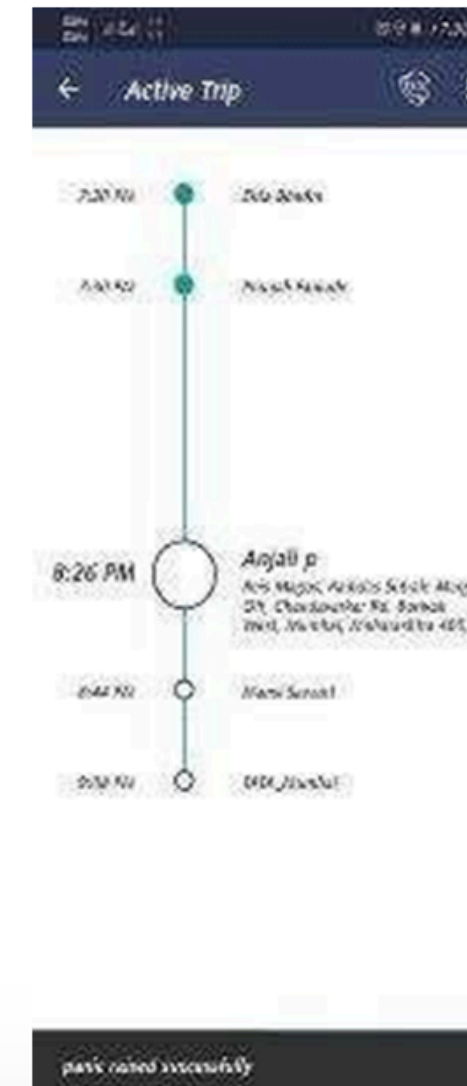
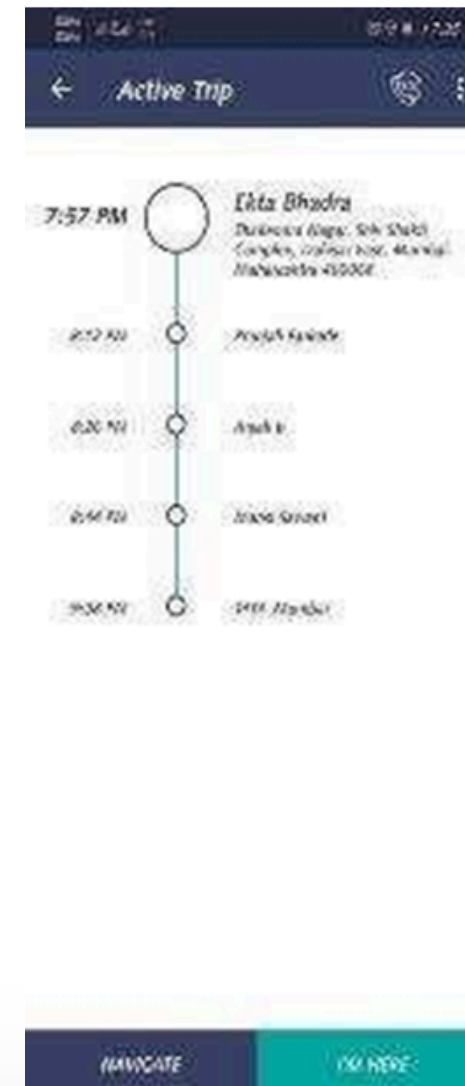


GPS TRACKING & SAFETY



- Female Employee Dropcall auto confirmation.
- Toll free number with call masking
- Fight back button in Mobile App
- SMS on Pickups
- Regulation compliant Panic button

Tr.No	Trip Id	DR:	Shift Time	Vehicle Type	Flare No	Driver Name	Current Status	Action
1	15412	Logg	1530	SW	181400791	Sonali Pat	ONGOING	View
2	15414	Logout	0500	SW	181400791	Eshaj Pat	COMPLETED	View
3	15417	Logg	0500	SW	181400791	Eshaj Pat	COMPLETED	View

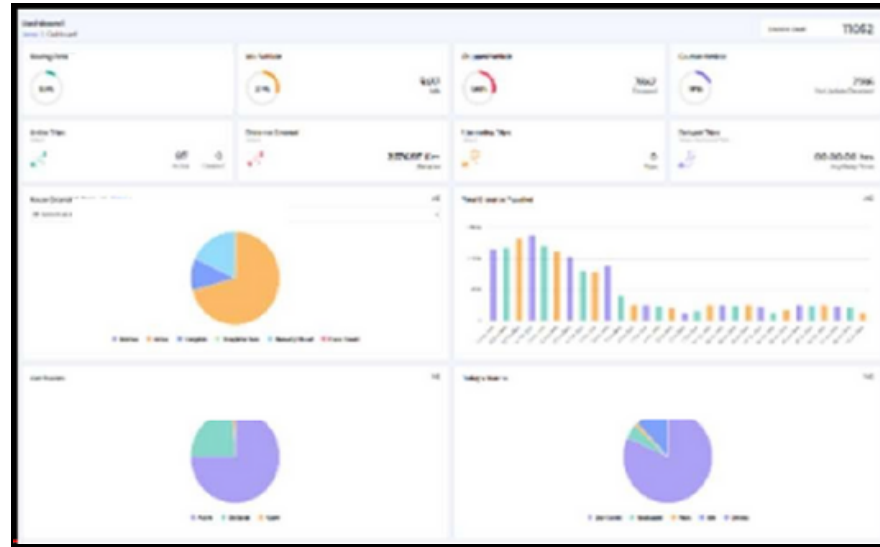


Operator has been notified that you are not inside and ask call you soon.

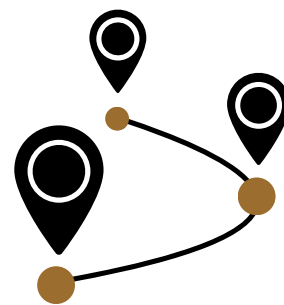
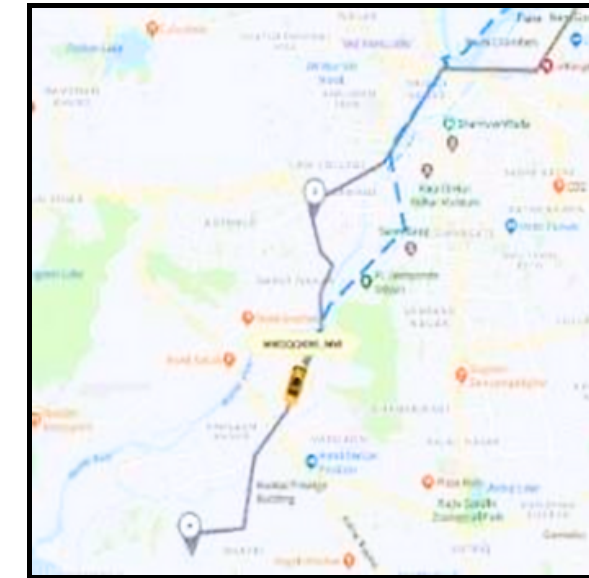
ANALYTICS



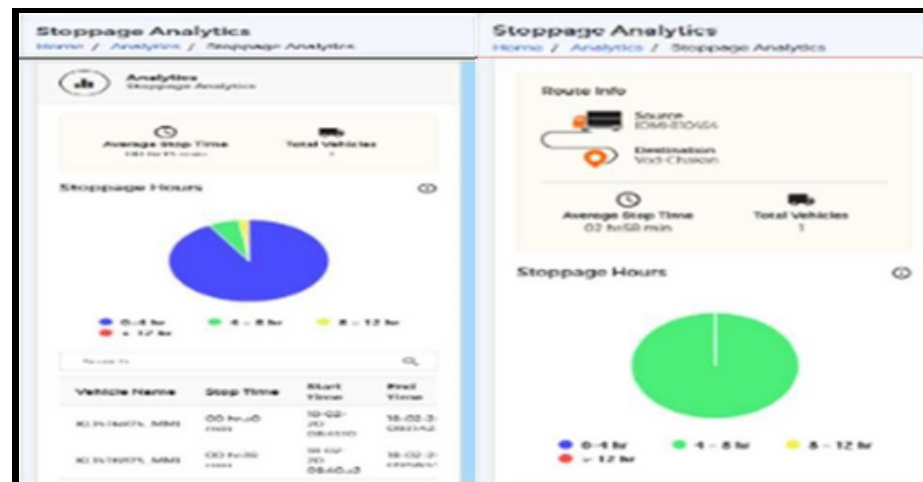
TRIP BASED ANALYSIS



REAL TIME TRIP TRAIL MONITORING



VEHICLE & ROUTE ANALYSIS



REPORTS AND ALARMS

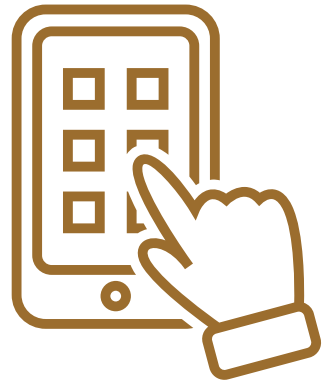
Reports

- Dashboard
- DailySummary
- AlarmLog
- Speed
- FleetSummary
- Movementreport
- CommunicationStatus
- Geofence InOut Report
- TripSummaryreport
- Night Drives
- Vehicle Stuck Report

Alarms

- Ignition
- Overspeed
- Unplugged
- Geofence
- Stoppage
- Idle
- Route Start
- Stop Point
- Route End
- Long Halt
- Continuous Driving
- GPRS Connectivity

SMART, SAFE & RELIABLE



SMART

- Techenabled operation
- RealtimeMIS
- Logicbased allocationof vehicles
- Accuratebilling
- Optimised fleetmix
- Electricvehicle Fleet



SAFE

- Vehicles available on call basis.
- Multiple vehicle options across different segment of cars.
- Booking and billing enabled through mobile app.



RELIABLE

- Events Transportation to enable a seamless experience.
- Management of transport solutions across India.
- Complaint and clean vehicles.

SAFETY OF EMPLOYEES IS TOP MOST PRIORITY AND WE FOLLOW THE BEST IN CLASS TECH ENABLED PROCESS FOR IT.

WHAT DO WE DO

DRIVER CHECKS

- Police verification & Background verification
- Valid Driving license with minimum 2yrs driving experience
- Medical fitness certificate
- Part of cross company initiative on driver record checks

VEHICLE CHECKS:

- Vehicle registration certificate, Mfr. date
- Keu Docs: Insurance, Fitness, Permit, Certificate, Tax, PUC
- Install GPS and Panic button

EMPLOYEES CHECKS:

- Background verification of all employees which includes ID, address, criminal record check and education.

AUDITS:

- Driver, Vehicle, Site & Ground supervisors physically audited by Quality & Compliance officers
- Dedicated QC and Compliance officers at site

HOW DO WE IT

THIRD PARTY BACKGROUND VERIFICATION

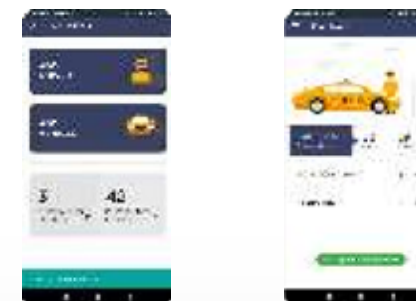
- OSFM has Tied up with 3 Pan India agencies for doing verification
- For driver they cover: ID, CCRV, LAV, PAV
- They also cover EMV and EDV
- For drivers we also do PCC orPVSD over the course of first 45 days

COMPLIANCE CHECKS

- DL & vehicle RC checked through Mparivahan website. Original documents are verified.
- Driver & site supervisors are interviewed before deployment.

TECHNOLOGY ENABLED

- Every vehicle is loaded onto system and tracked through life cycle
- Non compliant vehicles are not given trips



BUSINESS PARTNER DIVERSITY



OSFM HAS A MIX OF AGGREGATORS, SELF FLEET THROUGH DCO & FLEET OWNERS COMPRISING THE BUSINESS PARTNERS PROVIDING THE FLEET MIX

AGRREGATORS

- Aggregators aggregate vehicles from Fleet owners, Driver cum owners or other aggregators.
- OSFM has around 300 Aggregators Pan India

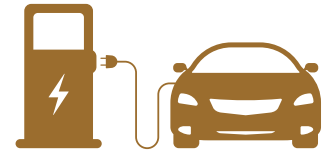
FLEET OWNERS

- Fleet owners who own the Fleet and are directly associated with OSFM.
- Approximately 10% of Business Partners are Fleet owners

BENEFITS OF ASSET LIGHT MODEL

- Rapid scalability & Flexible solutions to meet customer requirements.
- Leveraging the existing ecosystem without disturbing it.
- Cross utilisation of Resources.
- Managing the business contingencies effectively.

GREEN FLEET



SUCCESS STORY

SUCCESSFUL EV DEPLOYMENT

Deployment of 30+ EVs across the country

- Highly positive response from Drivers due to driving ease & fuel costs
- Preferred mode of transport for large number of daily commuters

INDIA PUSHES TOWARDS ACHIEVING THE TARGET OF MAKING 30% ELECTRIC VEHICLES BY 2030 'THE FUTURE IS ELECTRIC'



- Low emission profile
- Reduced dependency on non renewables
- Government subsidies and rebates



- Lower Total cost of ownership
- Independence from fuel prices
- Metered electricity usage
- Reduced maintenance costs



- Monitor driving behavior through App
- Recharge battery when braking
- Reducing engine noise and vibrations
- Telematics, Remote diagnostics, Fleet APIs

THE OSFM ADVANTAGE

Fast & Convenient Charging with options for normal & Fast charge for EVs

EV Telematics for a connected Car: Tracking, Fleet management, vehicle health, etc.



Enhanced driving experience: Phone App to track, charge, AC control, door lock/unlock

Advanced Analytics for Optimized Operations: Driver scores, geo-fencing etc.

FINANCIAL OVERVIEW



BALANCE SHEET



(In ₹ Crores)

Equities & Liabilities	FY24	FY23	FY22	FY21	Assets	FY24	FY23	FY22	FY21
Equity	14.28	10.50	1.50	1.50	Non-Current Assets				
Reserves	38.88	9.95	15.86	14.58	Fixed Assets	10.64	4.39	1.99	4.53
Net Worth	53.16	20.45	17.36	16.08	Non Current Investments	0.43	0	8.21	10.18
Non Current Liabilities					Non Current Assets	1.00	0.10	0.06	0.08
Long Term Borrowing	12.42	2.80	0.87	3.10	Deferred Tax Assets (Net)	1.22	1.41	1.23	0.90
Long Term provision	0.00	0.00	0.00	0.00	Total Non Current Assets	13.30	5.89	11.49	15.68
Total Non Current Liabilities	12.42	2.80	0.87	3.10	Current Assets				
Current Liabilities					Trade Receivables	18.93	12.13	5.99	7.33
Short Term Borrowings	0.00	6.41	1.91	2.55	Cash & Bank Balance	30.22	9.05	1.13	1.59
Trade Payables	11.47	7.87	3.60	4.77	Short Term Loans & Advances	8.70	5.62	4.39	4.50
Short Term Provisions	2.45	1.59	1.06	1.60	Other Current Assets	11.81	9.34	2.89	0.00
Other Current Liabilities	3.46	2.92	1.08	1.00	Total Current Assets	69.67	36.15	14.40	13.42
Total Current Liabilities	17.38	18.79	7.65	9.92	Total Assets	82.96	42.05	25.88	29.10
Total Liabilities	82.96	42.04	25.88	29.10					

PROFIT & LOSS STATEMENT



Particulars	FY24	FY23	FY22	FY21
Revenue From Operations	118.19	82.11	30.30	29.19
Other Income	0.87	0.50	0.49	0.60
Total Income	119.06	82.61	30.80	29.79
Operating Expenses	96.54	68.52	23.65	23.81
Employee Cost	6.47	4.27	2.33	1.96
Other Expenses	1.89	1.58	1.21	0.97
Total Expenditure	104.91	74.37	27.19	26.73
EBIDTA	14.15	8.24	3.61	3.05
EBIDTA(%)	11.89	9.97	11.72	10.25
Interest	0.17	0.71	0.05	0.13
Depreciation	3.26	3.39	1.68	2.37
PBT	10.72	4.14	1.88	0.55
TAX Expense (Including Deferred Tax)	2.62	1.05	0.25	(0.18)
PAT	8.10	2.91	1.63	0.74
PAT Margin (%)	6.81	3.52	5.29	2.48

YEARLY FINANCIAL PERFORMANCE



Particulars	FY24	FY23	Y-o-Y
Revenue From Operations	118.19	82.11	43.9%
Other Income	0.87	0.50	74.9%
Total Income	119.06	82.61	44.1%
Operating Expenses	96.54	68.52	40.9%
Employee Cost	6.47	4.27	51.5%
Other Expenses	1.89	1.58	19.9%
Total Expenditure	104.91	74.37	41.1%
EBIDTA	14.15	8.24	71.8%
EBIDTA(%)	11.89	9.97	192 BPS
Interest	0.17	0.71	(76.0%)
Depreciation	3.26	3.39	(3.9%)
PBT	10.72	4.14	159.2%
TAX Expense (Including Deferred Tax)	2.62	1.05	150.4%
PAT	8.10	2.91	178%
PAT Margin (%)	6.81	3.52	329 BPS

CASHFLOW HIGHLIGHTS



(In ₹ Crores)

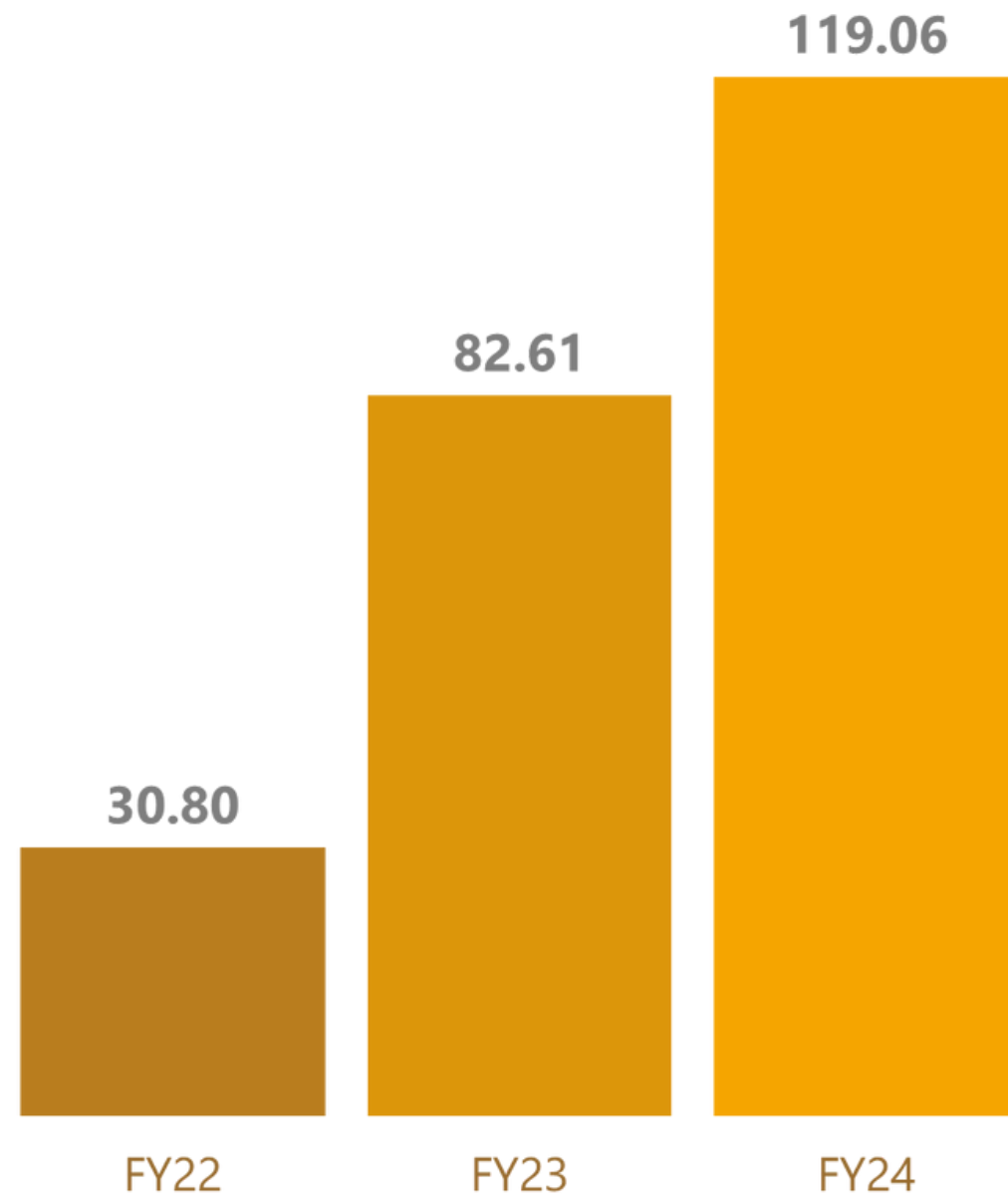
Particular	FY24	FY23	FY22	FY21
Cashflow from Operations	3.71	-0.67	0.35	9.53
Cashflow from Investments	-8.74	-5.02	2.11	-9.79
Cashflow from Financing	26.20	5.72	-2.92	-7.42
Net Cash Flow	21.17	0.03	-0.46	-7.68
Opening Cash Balance	9.06	1.13	1.59	9.27
Closing Cash Balance	30.22	1.16	1.13	1.59

KEY RATIOS



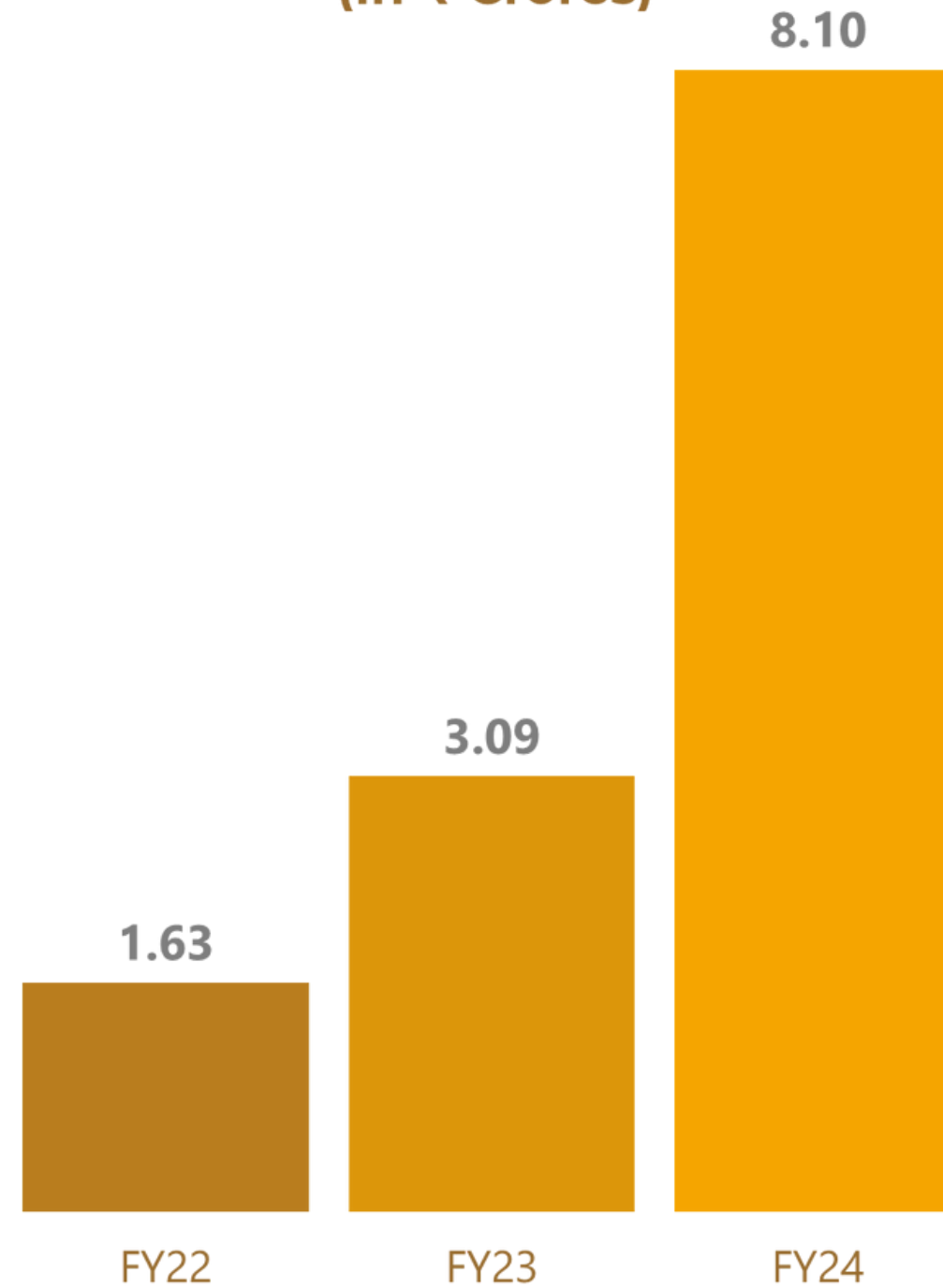
Revenue

(In ₹ Crores)



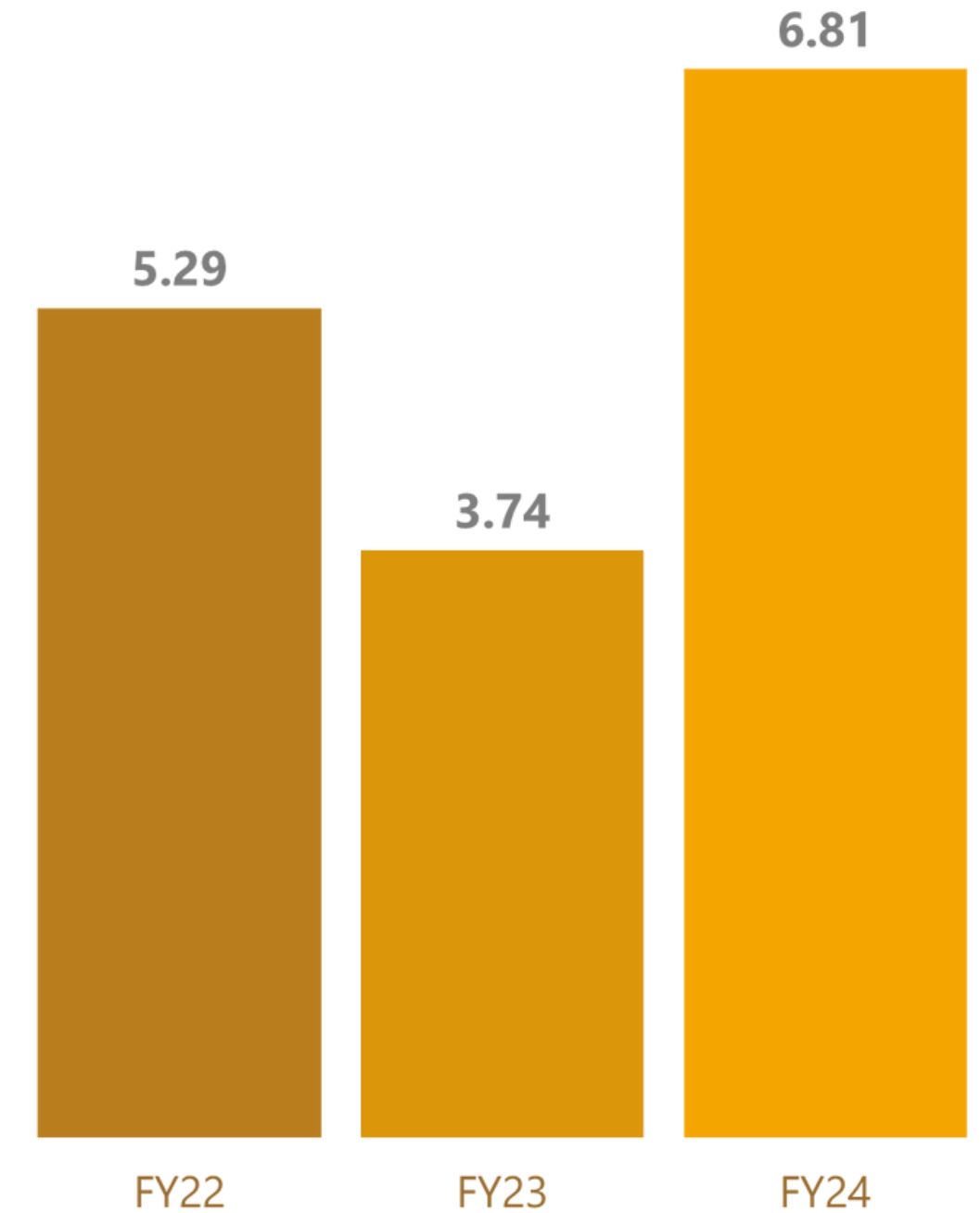
Net Profit

(In ₹ Crores)



PAT Margin

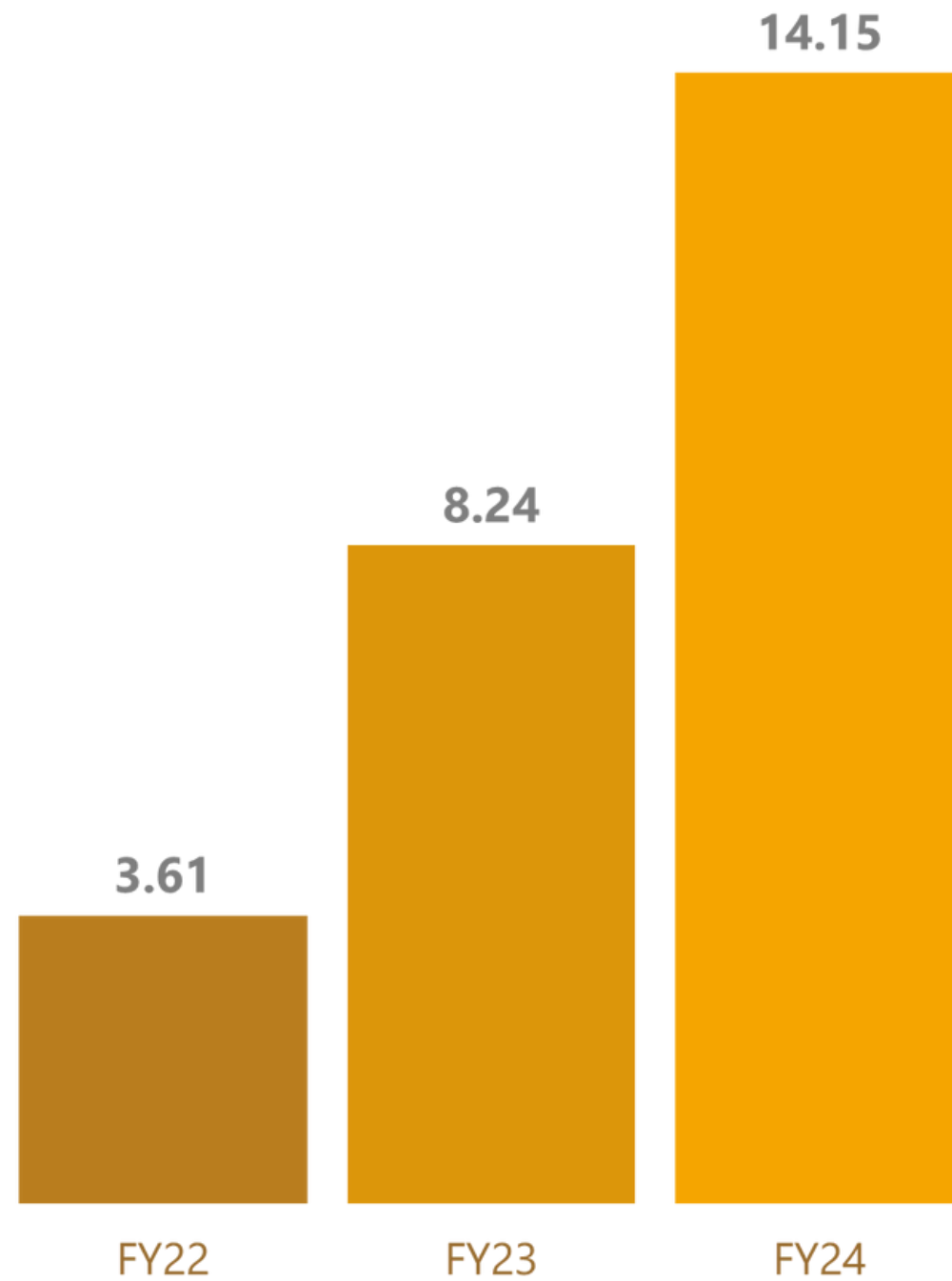
(In %)



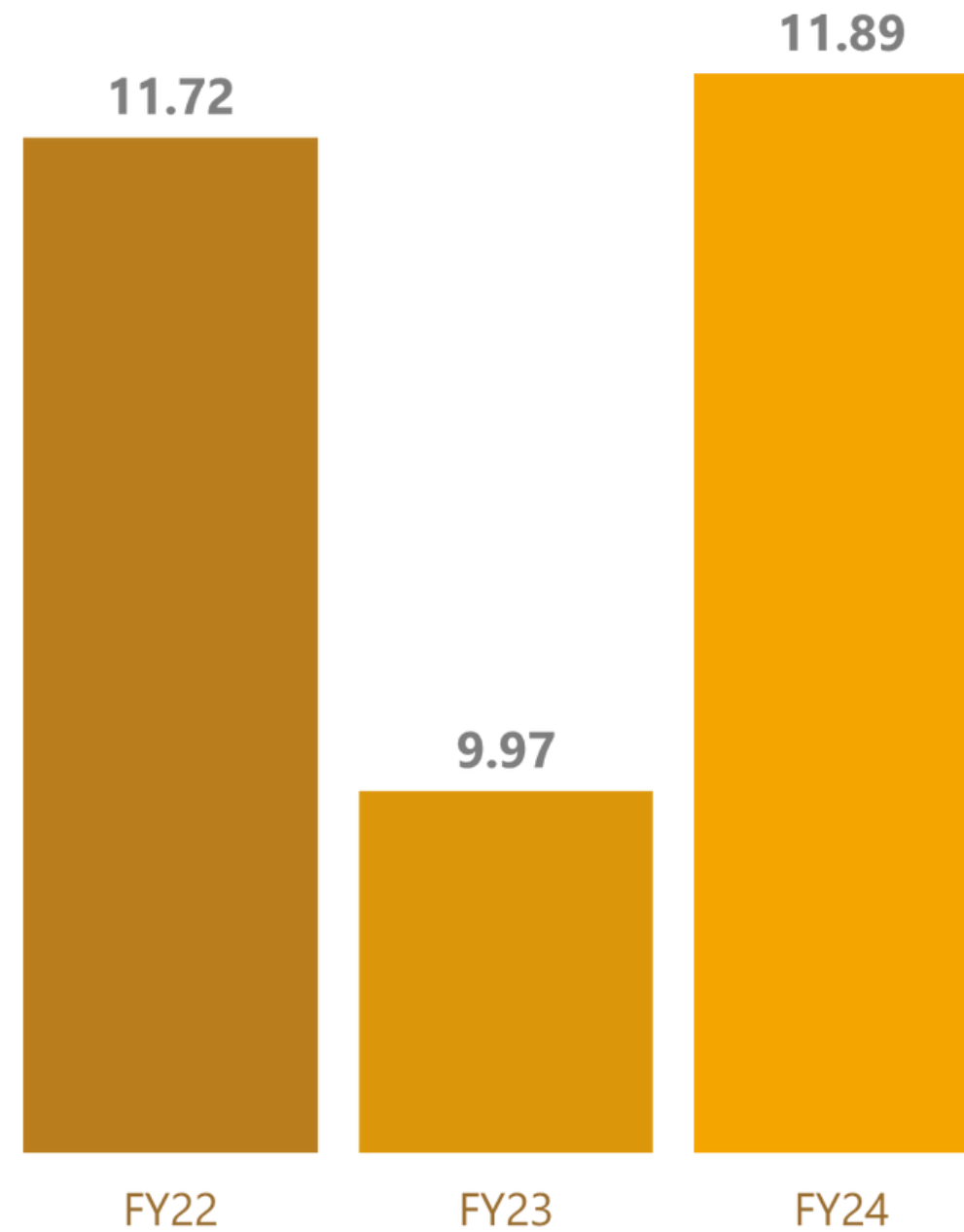
KEY RATIOS



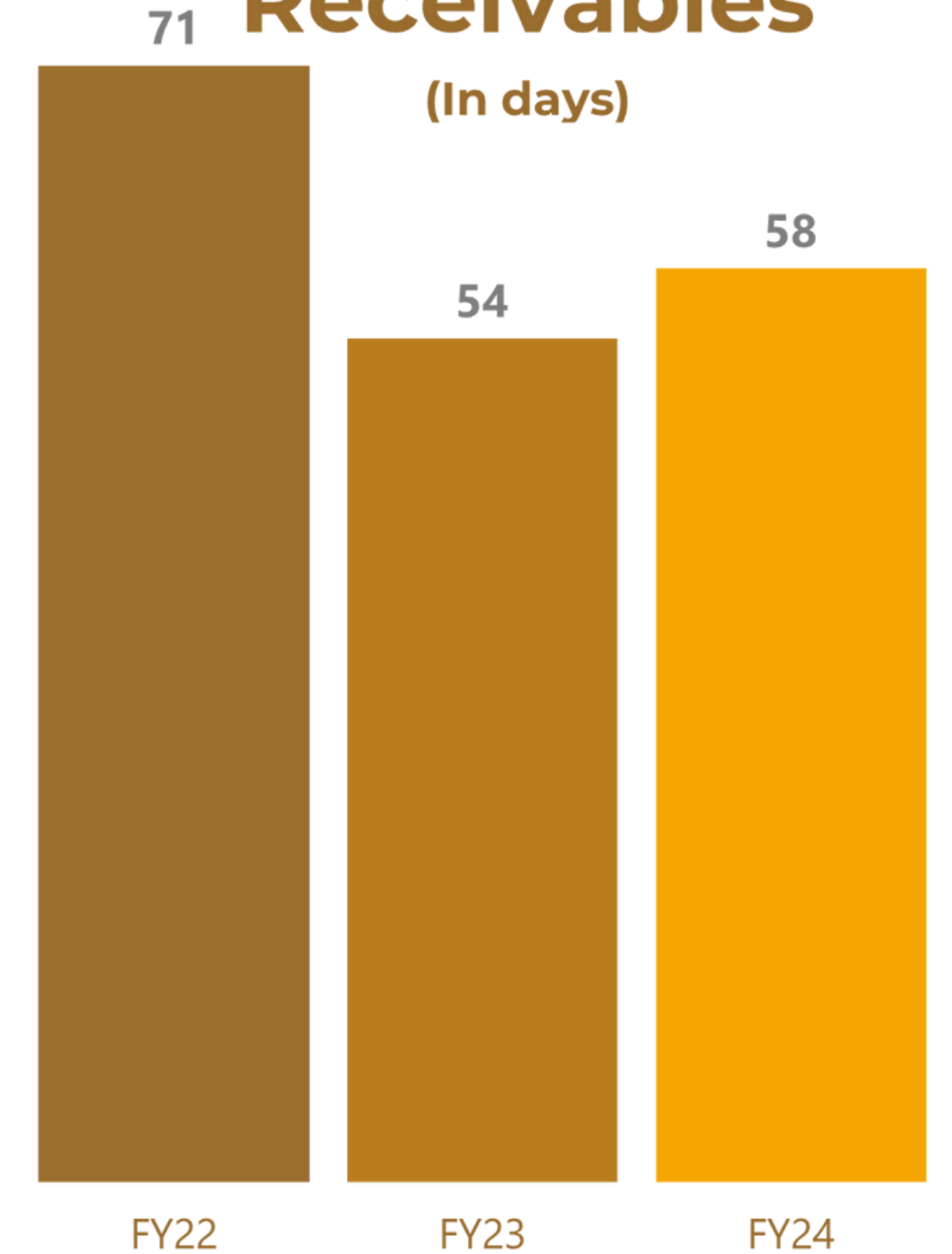
EBITDA (In ₹ Crores)



EBITDA Margin (In %)



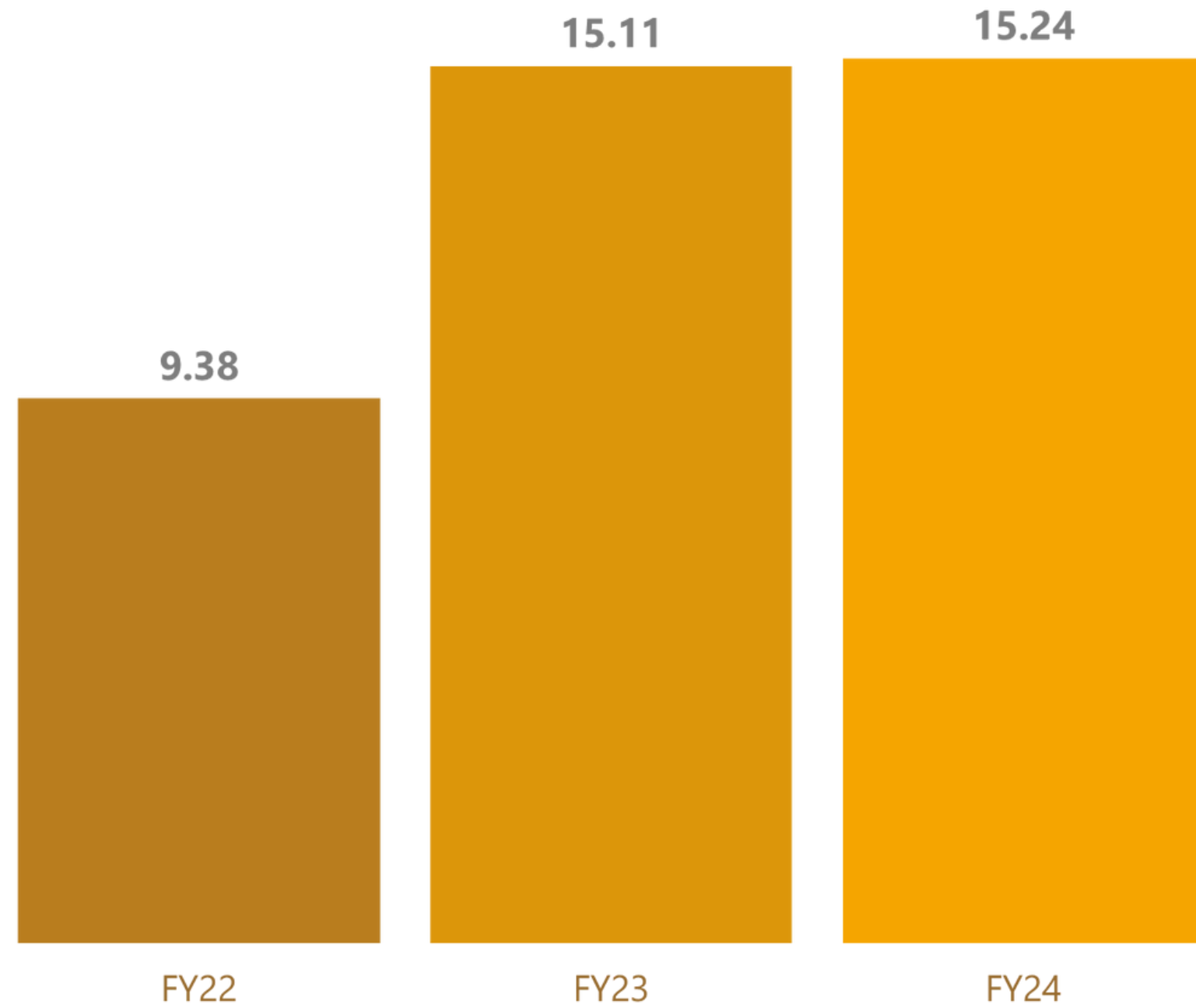
Trade Receivables (In days)



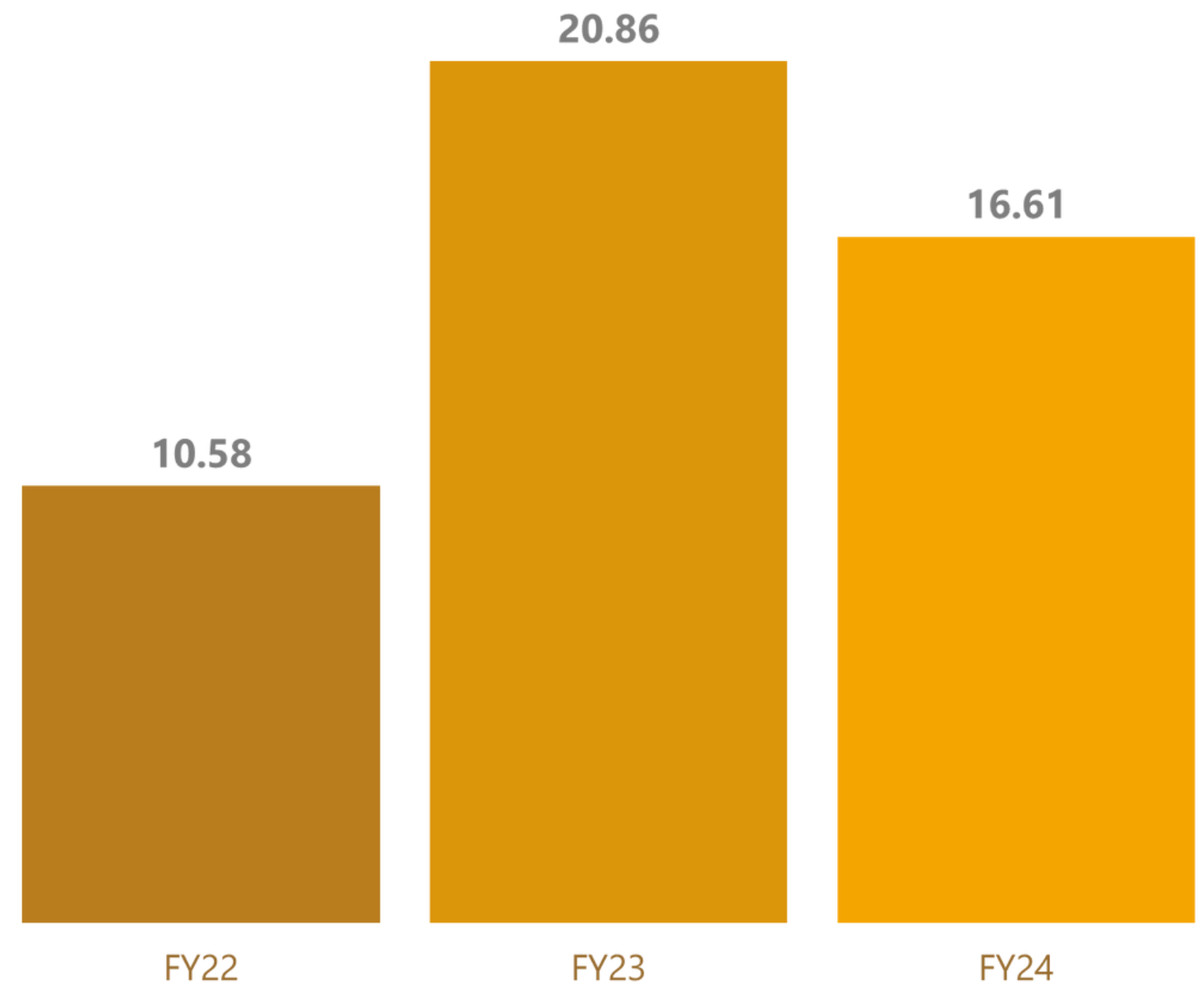
KEY RATIOS



ROE (In %)



ROCE (In %)



**THANK
YOU**

