



SHRADHA INFRAPROJECTS LIMITED

CIN: L45200MH1997PLC110971

Registered Office: Shradha House, Near Shri Mohini Complex, Kingsway, Block No F/8, Nagpur 440001, Maharashtra, India

Email-id: investorinfo@shradhainfra.in, Phone No.: 0712-6617181, Website: www.shradhainfra.in

Through Online Filing

Date: 31st May, 2024

Ref No: SIL/CS/354

**To,
The Manager - Listing Department,
National Stock Exchange of India Limited**

Exchange Plaza, C-1, Block -G,
Bandra Kurla Complex, Bandra (East),
Mumbai- 400051

Symbol: SHRADHA

ISIN: INE715Y01023

Sub: Corrigendum to Audited Financial Results (Standalone and Consolidated) for the quarter and Year ended March 31, 2024.

Dear Sir,

This is in continuation to our submission of the Audited Financial Results (Standalone and Consolidated) for the quarter and year ended March 31, 2024 along with Independent Auditor's Reports pursuant to Regulation 33 and other applicable provisions of the SEBI (Listing Obligations and Disclosure Requirements) Regulations, 2015, on May 30, 2024., It is to inform that in the **Consolidated financial results** there is some totaling error in the following places:

(Rs. In Lakhs)

Particulars	Amount mentioned as	Amount to be read as
Total Tax Expenses	192.19	187.08
Profit (loss) for the period after Tax	909.23	914.33
Total comprehensive Income for the period	917.11	922.22

Except for the above typographical error and referred change, there is no other change in the aforesaid financial results submitted to stock exchanges on May 30, 2024. The corrected financial results (Standalone and Consolidated) with the aforesaid change are enclosed.

It is requested to take the aforesaid submission in your records and acknowledge the receipt.

For **SHRADHA INFRAPROJECTS LIMITED**

Shrikant Huddar
Company Secretary & Compliance Officer
(ICSI Mem. No. A38910)



PARESH JAIRAM TANK & Co.

CHARTERED ACCOUNTANTS

Off : 101, Laxminarayan Enclave, Opp. Dhantoli Garden Main Gate, Bhivapurkar Marg, Dhantoli Nagpur-440012
Tel : 9370944311, Mail-id : tankparesch@yahoo.com

Independent Auditor's Report on Audited Standalone Financial Results for the quarter ended and for the year ended March 31, 2024 of the Company Pursuant to the Regulation 33 of the SEBI (Listing Obligations and Disclosure Requirements) Regulations, 2015, (as amended)

To
The Board of Directors of
Shradha Infraprojects Limited
Nagpur, Maharashtra

Report on the audit of the Financial Results

Opinion

We have audited the accompanying statement of financial results of Shradha Infraprojects Limited (the "company" for the quarter ended and for the year ended March 31st, 2024 attached herewith, being submitted by the company pursuant to the requirement of Regulation 33 of the SEBI (Listing Obligations and Disclosure Requirements) Regulations, 2015, (as amended) ("Listing Regulations").

In our opinion and to the best of our information and according to the explanations given to us, the Statement:

- i. is presented in accordance with the requirements of Regulation 33 of the Listing Regulations; and
- ii. give a true and fair view in conformity with the recognition and measurement principles laid down in the Indian accounting standards and other accounting principles generally accepted in India of the net profit and other comprehensive income and other financial information for the quarter ended March 31, 2024 and for the year ended March 31, 2024.

Basis for Opinion

We conducted our audit in accordance with the Standards on Auditing (SAs) specified under section 143(10) of the Companies Act, 2013, as amended ("the Act"). Our responsibilities under those Standards are further described in the "Auditor's Responsibilities for the Audit of the Financial Results" section of our report. We are independent of the Company in accordance with the Code of Ethics issued by the Institute of Chartered Accountants of India ("the ICAI") together with the ethical requirements that are relevant to our audit of the financial statements under the provisions of the Act and the Rules thereunder, and we have fulfilled our other ethical responsibilities in accordance with these requirements and the Code of Ethics. We believe that the audit evidence we have obtained is sufficient and appropriate to provide a basis for our opinion.





Off : 101, Laxminarayan Enclave, Opp. Dhantoli Garden Main Gate, Bhivapurkar Marg, Dhantoli Nagpur-440012
Tel : 9370944311, Mail-id : tankparesch@yahoo.com

Management's Responsibilities for the Financial Results

This statement is the responsibility of the Company's Board of Directors, and has been approved by them for the issuance. The Statement has been Compiled from the related audited interim financial Information for the quarter and year ended 31st March, 2024. The Company's Board of Directors are responsible for the preparation and presentation of the Statement that gives a true and fair view of the net profit/(loss) and other comprehensive income/(loss) of the company and other financial information in accordance with the applicable Indian accounting standards prescribed under section 133 of the Act read with relevant rules issued thereunder and other accounting principles generally accepted in India and in compliance with Regulation 33 of the Listing Regulations. This responsibility also includes maintenance of adequate accounting records in accordance with the provisions of the Act for safeguarding of the assets of the Company and for preventing and detecting frauds and other irregularities; selection and application of appropriate accounting policies; making judgments and estimates that are reasonable and prudent; and the design, implementation and maintenance of adequate internal financial controls that were operating effectively for ensuring the accuracy and completeness of the accounting records, relevant to the preparation and presentation of the Statement that give a true and fair view and are free from material misstatement, whether due to fraud or error.

In preparing the Statement, the Board of Directors are responsible for assessing the Company's ability to continue as a going concern, disclosing, as applicable, matters related to going concern and using the going concern basis of accounting unless the Board of Directors either intends to liquidate the Company or to cease operations, or has no realistic alternative but to do so.

The Board of Directors are also responsible for overseeing the Company's financial reporting process.

Auditor's Responsibilities for the Audit of the Financial Results

Our objectives are to obtain reasonable assurance about whether the statement as a whole is free from material misstatement, whether due to fraud or error, and to issue an auditor's report that includes our opinion. Reasonable assurance is a high level of assurance, but is not a guarantee that an audit conducted in accordance with SAs will always detect a material misstatement when it exists. Misstatements can arise from fraud or error and are considered material if, individually or in the aggregate, they could reasonably be expected to influence the economic decisions of users taken on the basis of the Statement.

As part of an audit in accordance with SAs, we exercise professional judgment and maintain professional skepticism throughout the audit. We also:

- Identify and assess the risks of material misstatement of the Statement, whether due to fraud or error, design and perform audit procedures responsive to those risks, and obtain audit evidence that is sufficient and appropriate to provide a basis for our opinion. The risk of not detecting a material misstatement resulting from fraud is higher than for one resulting from





PARESH JAIRAM TANK & Co.

CHARTERED ACCOUNTANTS

Off : 101, Laxminarayan Enclave, Opp. Dhantoli Garden Main Gate, Bhivapurkar Marg, Dhantoli Nagpur-440012

Tel : 9370944311, Mail-id : tankparesh@yahoo.com

error, as fraud may involve collusion, forgery, intentional omissions, misrepresentations, or the override of internal control.

- Obtain an understanding of internal control relevant to the audit in order to design audit procedures that are appropriate in the circumstances but not for the purpose of expressing an opinion on the effectiveness of Company's Internal Control. Under section 143(3)(i) of the Act, we are also responsible for expressing our opinion on whether the company has adequate internal financial controls with reference to financial statements in place and the operating effectiveness of such controls.
- Evaluate the appropriateness of accounting policies used and the reasonableness of accounting estimates made by the Board of Directors.
- Evaluate the appropriateness and reasonableness of disclosures made by the Board of Directors in terms of the requirements specified under Regulation 33 of the Listing Regulations.
- Conclude on the appropriateness of the Board of Directors' use of the going concern basis of accounting and, based on the audit evidence obtained, whether a material uncertainty exists related to events or conditions that may cast significant doubt on the Company's ability to continue as a going concern. If we conclude that a material uncertainty exists, we are required to draw attention in our auditor's report to the related disclosures in the financial results or, if such disclosures are inadequate, to modify our opinion. Our conclusions are based on the audit evidence obtained up to the date of our auditor's report. However, future events or conditions may cause the Company to cease to continue as a going concern.
- Evaluate the overall presentation, structure and content of the statement, including the disclosures, and whether the Statement represents the underlying transactions and events in a manner that achieves fair presentation.
- Obtain sufficient appropriate audit evidence regarding the Financial Results of the Company to express an opinion on the Financial Results.
- Materiality is the magnitude of misstatements in the Financial Results that, individually or in aggregate, makes it probable that the economic decisions of a reasonably knowledgeable user of the Financial Results may be influenced. We consider quantitative materiality and qualitative factors in (i) planning the scope of our audit work and in evaluating the results of our work; and (ii) to evaluate the effect of any identified misstatements in the Financial Results.





PARESH JAIRAM TANK & Co.

CHARTERED ACCOUNTANTS

Off : 101, Laxminarayan Enclave, Opp. Dhantoli Garden Main Gate, Bhivapurkar Marg, Dhantoli Nagpur-440012

Tel : 9370944311, Mail-id : tankparesh@yahoo.com

We communicate with those charged with governance regarding, among other matters, the planned scope and timing of the audit and significant audit findings, including any significant deficiencies in internal control that we identify during our audit.

We also provide those charged with governance with a statement that we have complied with relevant ethical requirements regarding independence, and to communicate with them all relationships and other matters that may reasonably be thought to bear on our independence, and where applicable, related safeguards.

Other Matter

The Financial Results includes results for the quarter ended March 31st, 2024 being the balancing figure between audited figures in respect of the full financial year ended March 31, 2024 and the published year to date figures up-to the third quarter of the current financial year, which were subjected to limited review by us, as required under the Listing Regulations. Our opinion on the statement is not modified in respect of this matter.

Nagpur, May 30th 2024



For Paresch Jairam Tank & Co.
Chartered Accountants Firm
Reg. No. 139681W

CA. Paresch Jairam Tank
Partner
Membership No. 103605
UDIN: 24103605BKEBES1579

SHRADHA INFRAPROJECTS LIMITED

CIN- L45200MH1997PLC110971

Registered office : Shradha House, Near Shri Mohini Complex, Kingsway, Block No F/8, Nagpur, Nagpur, Maharashtra, India, 440001
Statement of Standalone Audited Financial results for the quarter and Year ended March 31, 2024

(Rs. in Lakhs, except per share data)

Sr. No.	Particulars	Quarter ended		Year Ended		
		March 31st 2024	December 31st 2023	March 31st 2023	March 31st 2024	March 31st 2023
		(Audited)	(Unaudited)	(Audited)	(Audited)	(Audited)
	Income					
I	Revenue from operations	749.93	332.97	96.14	1,308.58	102.39
II	Other Income	489.47	41.05	112.86	620.14	930.70
III	Total Income from Operations (I+II)	1,239.41	374.03	209.00	1,928.72	1,033.09
	Expenses					
IV	Cost of Goods Sold or services rendered	422.14	195.35	43.17	759.12	43.17
	Employee benefit expense	12.70	14.29	22.83	61.62	82.53
	Finance cost	0.03	-0.01	-0.01	0.09	2.05
	Depreciation and amortisation expense	-3.91	3.43	2.13	6.33	8.29
	Other Expenses	24.49	9.47	11.11	48.01	51.18
	Total expenses (IV)	455.44	222.53	79.24	875.18	187.23
V	Profit/ (loss) before tax (III-IV)	783.97	151.50	129.76	1,053.54	845.86
VI	Tax expense					
	a) Current Tax	84.45	36.88	32.13	148.20	157.35
	b) Earlier year income tax	18.93	-63.41	0.62	-44.18	0.63
	c) Deferred Tax	0.62	-0.59		1.42	-3.67
	Total Tax Expense	103.99	-46.05	30.14	105.44	154.31
VII	Profit/ (loss) for the period (V - VI)	679.98	197.55	99.62	948.10	691.54
VIII	Other comprehensive income					
	A (i) Items that will not be reclassified to profit or loss:					
	Remeasurement of defined benefit obligation	6.30	-	0.90	6.30	0.90
	(ii) Income tax relating to items that will not be reclassified to profit or loss	-1.59	-	-0.25	-1.59	-0.25
	B (i) Items that will be reclassified to profit or loss	-	-	-	-	-
	(ii) Income tax relating to items that will be reclassified to profit or loss	-	-	-	-	-
	Total Other Comprehensive Income for the period	4.72	-	0.65	4.72	0.65
	Total Comprehensive Income for the period (VII+VIII)	684.69	197.55	100.27	952.82	692.19
	Par value per share	5.00	5.00	5.00	5.00	5.00
	Paid-up Equity Share Capital-Per Value Rs. 5/- each	1,012.47	1,012.47	1,012.47	1,012.47	1,012.47
	Other Equity	5,808.23	5,223.16	4,906.03	5,808.23	4,906.03
	Earning per share (of Rs. 5/- each) in Rupees *					
	a) Basic **	0.13	0.98	0.49	4.68	3.42
	b) Diluted **	0.13	0.98	0.49	4.68	3.42

* EPS is not annualised for the quarter ended March 31, 2024, December 31, 2023, March 31 2023.

** All the EPS has been calculated considering the issue of Bonus Share and split of shares since inception of the period.

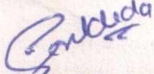


Notes

- 1 The Board of Directors of the Company have recommended an Final Dividend of Rs.1 per fully paid-up Equity Share of Rs. 5/- each for the financial year ended March 31, 2024.
- 2 The standalone financial results have been reviewed and recommded by the Audit C and have been approved by the Board of Directors of the Company at their respective meeting held on 30th May 2024. The Limited review under regulation 33 of the SEBI (Listing obligation and disclouser requirement) Regulation 2015 has been carried out by the statutory auditors of the company. The auditors have expressed an unqualified report on the above results.
- 3 These results have been prepared in accordance with the Ind AS notified under the Companies (Indian Accounting Standards) Rules 2015. The financial results have been reviewed by the Audit Committee and approved by the Board of Directors at its meeting held on May 27, 2023. Audit under reg.33 of SEBI (LODR) Reg.2015 has been carried out by the statutory auditors of the company. The auditors have expressed an unqualified report on above results.
- 4 The figures for the quarter ended 31st March 2024 and 31st March 2023 are the balancing figures between the audited figures in respect of the full financial years and published unaudited yeae to date figures upto third quarter of the respective financial years, which were subjected to limited review by us required under SEBI(LODR)
- 5 The standalone financial results have been prepared in accordance with the Companies (Indian Accounting Standards) Rules, 2015 (Ind AS) prescribed under section 133 of the Companies Act, 2013 as amended and other recognised accounting practices and policies to the extent possible. The standalone financial results for the quarter and year ended on March 31 2024, have been prepared in accordance with the recognition and measurement principles laid down in Ind AS- 34 "Interim Financial Reporting".
- 6 Segment wise reporting as required by Ind AS 108-Operating Segments is not applicable since the major operation of the company is through one segment only.
- 7 The figures for the corresponding previous period have been regrouped / reclassified wherever necessary, to make them comparable.
- 8 The Result of the Company are also available on stock exchange website- www.nseindia.com and on the company website.

For and on behalf of the Board of Directors

Shradha Infraprojects Limited



Mr. Nitesh Sanklecha
Managing Director & CFO
DIN No. 03532145
Nagpur, May 30th 2024



Shradha Infraprojects Limited

CIN No: L45200MH1997PLC110971

Registered Office : Shradha House, Near Shri Mohini Complex, Kingsway, Block No F/8 Nagpur, Maharashtra, 440001 India.

Audited Standalone Balance sheet for year ended 31st March 2024

(₹ in Lakhs except per share data and ratios)

Particulars	As at 31.03.2024	As at 31.03.2023
I. ASSETS		
A. Non Current Assets		
(a) Property, Plant and Equipment	693.00	742.33
(b) Capital work in progress	941.64	824.41
(c) Intangible assets		-
(d) Financial Assets		-
(i) Investments	1,959.14	1,959.14
(e) Deferred tax asset (net)	3.85	6.86
(f) Others non-current assets	61.34	20.88
Total Non-current assets	3,658.97	3,553.62
B. Current Assets		
(a) Inventories	2,107.41	1,617.98
(b) Financial Assets		-
(i) Trade Receivables	32.80	42.71
(ii) Cash and cash equivalents	4.22	4.80
(iii) Bank balances other than (ii) above	0.04	0.18
(iv) Loans	1,509.40	1,330.21
(v) Other financial assets	16.39	16.31
(c) Current Tax Asset (Net)	15.57	10.10
(d) Other current assets	145.89	12.60
Total Current assets	3,831.71	3,034.90
TOTAL ASSETS	7,490.68	6,588.53
II. EQUITY AND LIABILITIES		
A. Equity		
(a) Equity Share Capital	1,012.47	1,012.47
(b) Other Equity	5,808.23	4,906.03
Total Equity	6,820.70	5,918.50
B. Liabilities		
B.1 Non-Current Liabilities		
(a) Financial liabilities		
(i) Other financial liabilities	16.20	15.80
(b) Provisions	4.18	7.11
(c) Other Non-Current liabilities	151.50	2.90
Total Non-current liabilities	171.88	25.81
B.2 Current liabilities		
(a) Financial liabilities		
(i) Borrowings	129.65	493.95
(ii) Trade Payables		-
(A) Total outstanding dues of micro enterprise and small enterprises		
(B) Total outstanding dues of creditors other than micro enterprises and small enterprises	177.60	36.47
(iii) Other Financial Liabilities	97.87	40.29
(b) Other Current Liabilities	61.26	32.30
(c) Provisions	0.25	2.35
(d) Current Tax Liabilities (net)	31.46	38.86
Total Current liabilities	498.10	644.22
TOTAL LIABILITIES	669.98	670.03
TOTAL EQUITY AND LIABILITIES	7,490.68	6,588.53



Notes:

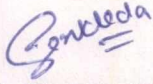
Previous quarter's / year's figures have been regrouped reclassified and rearranged wherever necessary to correspond with the current quarter's / year's classification disclosure.

These results have been prepared in accordance with the Ind-AS notified under the Companies (Indian Accounting Standards) Rules 2015.

These results have been reviewed by the Audit Committee and approved by the Board of Directors at its meeting held on May 30, 2024. The statutory auditors have expressed an unmodified audit opinion on these results.

For and on behalf of the Board of Directors

Shradha Infraprojects Limited



Mr. Nitesh Sanklecha
Managing Director & CFO
DIN No.03532145
Nagpur, May 30th 2024



SHRADHA INFRAPROJECTS LIMITED

CIN No: L45200MH1997PLC110971

Registered Office : Shradha House, Near Shri Mohini Complex, Kingsway, Block No F/8 Nagpur, Maharashtra, 440001 India.

Audited Standalone Cashflow for year ended 31st March 2024

Amount in Rs Lakhs

Particulars	For the year ended 31.03.2024		For the year ended 31.03.2023	
A) CASH FLOW FROM OPERATING ACTIVITIES				
Net profit before Tax & Extraordinary items	1,053.54		845.86	
Adjustments for :				
Profit on sale of Immovable property	(445.88)		(446.76)	
Provision for bad and doubtful debts	-		2.52	
Dividend Received	(0.00)		(251.13)	
Depreciation	6.33		8.29	
Profit on sale of Shares	-		(24.42)	
Interest Income	(64.26)		(66.72)	
Interest Expense	0.09		2.05	
Operating profit before working capital changes		549.82		69.69
Adjustment for Working Capital Changes :				
Changes in Inventories	(489.43)		(539.31)	
Changes in Trade Payables	141.13		33.07	
Changes in Trade Receivables	9.91		20.39	
Changes in Other Current Liabilities	28.96		25.59	
Changes in Other Current Assets	(133.29)		(0.03)	
Changes in Other Current financial Assets	(0.09)		6.78	
Changes in Other Current Financial Liabilities	57.54		(3.47)	
Changes in Non-Current Provisions	3.37		2.53	
Changes in Current Provisions	(2.09)		0.90	
Changes in Other Non-Current Financial Liabilities	0.40		(12.20)	
Changes in Other Non-Current Liabilities	148.60		-	
Total Cash Flow from Operating Activies before tax		314.85		(396.06)
Less: Direct Taxes (Income Tax) (Paid) / refunded	(161.06)		(99.67)	
Less/ (Add): Income Tax of earlier years	44.18		(0.63)	
NET CASH FLOW FROM OPERATING ACTIVITIES (A)		197.97		(496.36)
B) CASH FLOW FROM INVESTING ACTIVITIES				
Purchase of Fixed Assets/ Capital Work in progress	(118.35)		(269.19)	
Proceeds from Sale of Shares	-		24.03	
Sale of Fixed Assets	490.00		475.00	
Proceeds from Investments	-		0.92	
Proceeds from Loans	(179.18)		(340.30)	
Changes in Other Non-Current Assets	(40.45)		(1.31)	
Dividend Received	0.00		251.13	
Interest Income Received	64.26		66.72	
NET CASH FLOW FROM INVESTING ACTIVITIES [B]		216.28		207.00
C) CASH FLOW FROM FINANCING ACTIVITIES				
Interest Paid	(0.09)		(2.05)	
Amount deposited in bank for unpaid dividend	0.14		(0.18)	
Proceeds from borrowings	(364.30)		493.95	
Dividend Paid	(50.58)		(202.31)	
NET CASH FLOW FROM FINANCING ACTIVITIES [C]		(414.83)		289.41
NET INCREASE/DECREASE IN CASH AND CASH EQUIVALENTS (A+B+C)		(0.59)		0.04
OPENING BALANCE OF CASH AND CASH EQUIVALENTS		4.80		4.76
CLOSING BALANCE OF CASH AND CASH EQUIVALENTS		4.22		4.80



Note:

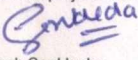
Previous quarter's / year's figures have been regrouped reclassified and rearranged wherever necessary to correspond with the current quarter's / year's classification disclosure.

These results have been prepared in accordance with the Intl AS notified under the Companies (Indian Accounting Standards) Rules 2015.

These results have been reviewed by the Audit Committee and approved by the Board of Directors at its meeting held on May 30, 2024. The statutory auditors have expressed an unmodified audit opinion on these results.

For and on behalf of the Board of Directors

Shradha Infraprojects Limited



Mr. Nitesh Sanklecha
Managing Director & CFO
DIN No. 03532145
Nagpur, May 30th 2024





Off : 101, Laxminarayan Enclave, Opp. Dhantoli Garden Main Gate, Bhivapurkar Marg, Dhantoli Nagpur-440012
Tel : 9370944311, Mail-id : tankparesch@yahoo.com

Independent Auditor's Report on Audited Consolidated Financial Results for the quarter ended and for the year ended March 31, 2024 of the Company Pursuant to the Regulation 33 of the SEBI (Listing Obligations and Disclosure Requirements) Regulations, 2015, (as amended)

To
The Board of Directors of
Shradha Infraprojects Limited
Nagpur, Maharashtra

Report on the audit of the Consolidated Financial Results

We have audited the accompanying consolidated annual financial results of Shradha Infraprojects Limited (hereinafter referred to as the "Holding Company") and its subsidiary (Holding Company and its subsidiary together referred to as "the Group"), for the year ended 31 March 2024, attached herewith, being submitted by the Holding Company pursuant to the requirement of Regulation 33 of the Securities and Exchange Board of India (Listing Obligations and Disclosure Requirements) Regulations, 2015, as amended ("Listing Regulations").

In our opinion and to the best of our information and according to the explanations given to us, the aforesaid consolidated annual financial results:

- a. Include the annual financial results of the following entities

Company	Grouping
Shradha Infraproject Limited	Holding Company
Mrugnayani Infrastructures Private Limited	Subsidiary Company
Suntech Infraestate Private Limited	Wholly Owned Subsidiary Company
Active Infrastructures Private Limited	Wholly Owned Subsidiary Company
Achievers Ventures Private Limited	Step Down Subsidiary
Stargate Ventures LLP	Limited Liability Partnership of Wholly Owned Subsidiary
Solas Ventures LLP	Limited Liability Partnership of Wholly Owned Subsidiary
Digvijay Shradha Infrastructures Private Limited	Step Down Subsidiary

b. Are presented in accordance with the requirements of Regulation 33 of the Listing Regulation in this regards; and

c. Give a true and fair view in conformity with the recognition and measurement principles laid down in the applicable Indian Accounting Standards, and other accounting principles generally accepted in





PARESH JAIRAM TANK & Co.

CHARTERED ACCOUNTANTS

Off : 101, Laxminarayan Enclave, Opp. Dhantoli Garden Main Gate, Bhivapurkar Marg, Dhantoli Nagpur-440012
Tel : 9370944311, Mail-id : tankparesh@yahoo.com

India, of consolidated net loss and other comprehensive loss and other financial information of the Group for the year ended 31 March 2024.

Basis for Opinion

We conducted our audit in accordance with the Standards on Auditing ("SAs") specified under section 143(10) of the Companies Act, 2013 ("the Act"). Our responsibilities under those SAs are further described in the Auditor's Responsibilities for the Audit of the Consolidated Annual Financial Results section of our report. We are independent of the Group in accordance with the Code of Ethics issued by the Institute of Chartered Accountants of India together with the ethical requirements that are relevant to our audit of the financial statements under the provisions of the Act, and the Rules thereunder, and we have fulfilled our other ethical responsibilities in accordance with these requirements and the Code of Ethics. We believe that the audit evidence obtained by us, is sufficient and appropriate to provide a basis for our opinion on the consolidated annual financial results.

Management's and Board of Directors' Responsibilities for the Consolidated Annual Financial Results

These consolidated annual financial results have been prepared on the basis of the consolidated annual financial statements.

The Holding Company's Management and the Board of Directors are responsible for the preparation and presentation of these consolidated annual financial results that give a true and fair view of the consolidated net profit/ loss and other comprehensive income and other financial information of the Group in accordance with the recognition and measurement principles laid down in Indian Accounting Standards prescribed under Section 133 of the Act and other accounting principles generally accepted in India and in compliance with Regulation 33 of the Listing Regulations. The respective Management and Board of Directors of the companies included in the Group are responsible for maintenance of adequate accounting records in accordance with the provisions of the Act for safeguarding of the assets of each company and for preventing and detecting frauds and other irregularities; selection and application of appropriate accounting policies; making judgments and estimates that are reasonable and prudent; and the design, implementation and maintenance of adequate internal financial controls, that were operating effectively for ensuring accuracy and completeness of the accounting records, relevant to the preparation and presentation of the consolidated annual financial results that give a true and fair view and are free from material misstatement, whether due to fraud or error, which have been used for the purpose of preparation of the consolidated annual financial results by the Management and the Board of Directors of the Holding Company, as aforesaid.

In preparing the consolidated annual financial results, the respective Management and the Board of Directors of the companies included in the Group are responsible for assessing the ability of each company to continue as a going concern, disclosing, as applicable, matters related to going concern and using the going concern basis of accounting unless the respective Board of Directors either intends to liquidate the company or to cease operations, or has no realistic alternative but to do so.





Off : 101, Laxminarayan Enclave, Opp. Dhantoli Garden Main Gate, Bhivapurkar Marg, Dhantoli Nagpur-440012
Tel : 9370944311, Mail-id : tankparesh@yahoo.com

The respective Board of Directors of the companies included in the Group is responsible for overseeing the financial reporting process of each company

Auditor's Responsibilities for the Audit of the Consolidated Annual Financial Results

Our objectives are to obtain reasonable assurance about whether the consolidated annual financial results as a whole are free from material misstatement, whether due to fraud or error, and to issue an auditor's report that includes our opinion. Reasonable assurance is a high level of assurance, but is not a guarantee that an audit conducted in accordance with SAs will always detect a material misstatement when it exists. Misstatements can arise from fraud or error and are considered material if, individually or in the aggregate, they could reasonably be expected to influence the economic decisions of users taken on the basis of these consolidated annual financial results.

As part of an audit in accordance with SAs, we exercise professional judgment and maintain professional skepticism throughout the audit. We also:

- Identify and assess the risks of material misstatement of the consolidated annual financial results, whether due to fraud or error, design and perform audit procedures responsive to those risks, and obtain audit evidence that is sufficient and appropriate to provide a basis for our opinion. The risk of not detecting a material misstatement resulting from fraud is higher than for one resulting from error, as fraud may involve collusion, forgery, intentional omissions, misrepresentations, or the override of internal control.
- Obtain an understanding of internal control relevant to the audit in order to design audit procedures that are appropriate in the circumstances. Under Section 143(3) (i) of the Act, we are also responsible for expressing our opinion through a separate report on the complete set of financial statements on whether the company has adequate internal financial controls with reference to financial statements in place and the operating effectiveness of such controls.
- Evaluate the appropriateness of accounting policies used and the reasonableness of accounting estimates and related disclosures in the consolidated annual financial results made by the Management and Board of Directors.
- Conclude on the appropriateness of the Management and Board of Directors' use of the going concern basis of accounting and, based on the audit evidence obtained, whether a material uncertainty exists related to events or conditions that may cast significant doubt on the appropriateness of this assumption. If we conclude that a material uncertainty exists, we are required to draw attention in our auditor's report to the related disclosures in the consolidated annual financial results or, if such disclosures are inadequate, to modify our opinion. Our conclusions are based on the audit evidence obtained up to the date of our auditor's report. However, future events or conditions may cause the Group to cease to continue as a going concern.





PARESH JAIRAM TANK & Co.

CHARTERED ACCOUNTANTS

Off : 101, Laxminarayan Enclave, Opp. Dhantoli Garden Main Gate, Bhivapurkar Marg, Dhantoli Nagpur-440012
Tel : 9370944311, Mail-id : tankparesh@yahoo.com

– Evaluate the overall presentation, structure and content of the consolidated annual financial results, including the disclosures, and whether the consolidated annual financial results represent the underlying transactions and events in a manner that achieves fair presentation.

We communicate with those charged with governance of the Holding Company and such other entity included in the consolidated annual financial results of which we are the independent auditors regarding, among other matters, the planned scope and timing of the audit and significant audit findings, including any significant deficiencies in internal control that we identify during our audit.

We also provide those charged with governance with a statement that we have complied with relevant ethical requirements regarding independence, and to communicate with them all relationships and other matters that may reasonably be thought to bear on our independence, and where applicable, related safeguards.

We also performed procedures in accordance with the circular No CIR/CFD/CMD1/44/2019 issued by the Securities and Exchange Board of India under Regulation 33(8) of the Listing Regulations, to the extent applicable.


Other Matter

The consolidated annual financial results include the results for the quarter ended 31 March 2024 being the balancing figure between the audited figures in respect of the full financial year and the published unaudited year to date figures up to the third quarter of the current financial year which were subject to limited review by us.

Nagpur, May 30th 2024



For Paresh Jairam Tank & Co.
Chartered Accountants Firm
Reg. No. 139681W


CA. Paresh Jairam Tank
Partner
Membership No. 103605
UDIN: 24103605BKEBET7237

Shradha Infraprojects Limited
CIN No: L45200MH1997PLC110971

Registered Office : Shradha House, Near Shri Mohini Complex, Kingsway, Block No F/8 Nagpur, Maharashtra, 440001 India.

Statement of Audited Consolidated Financial results for the Quarter and Year Ended March 31, 2024

(₹ in Lakhs, except per share data)

Sr. No.	Particulars	Quarter Ended			Year Ended March 31, 2024	Year Ended March 31, 2023
		March 31st 2024	December 31st, 2023	March 31st 2023		
		Audited	Unaudited	Audited	Audited	Audited
	Income					
I.	Revenue From Operations	3,031.66	2,778.44	4,513.61	11,044.93	9,042.22
II.	Other Income	502.08	52.64	82.88	657.94	708.31
III.	Total Income (I+II)	3,533.74	2,831.08	4,596.49	11,702.87	9,750.53
	IV. Expenses					
	a) Cost of goods sold or services rendered	2,027.22	2,236.27	4,090.88	8,688.56	7,671.41
	b) Purchase of Stock-in-trade	-	-	-	-	-
	c) Employees benefits expense	20.45	14.75	23.42	71.12	84.50
	d) Finance Cost	1.87	11.85	1.30	14.76	4.21
	e) Depreciation and amortisation expense	314.08	10.74	5.85	345.48	12.40
	f) Other expenses	68.70	20.81	17.03	111.47	63.01
	Total expenses (IV)	2,432.32	2,294.43	4,138.49	9,231.40	7,835.54
V	Profit/ (loss) before tax (III-IV)	1,101.42	536.65	458.01	2,471.47	1,915.00
VI	Tax expense for the year					
	a) Current tax	203.40	140.63	131.58	552.50	488.70
	b) Tax of earlier years	19.49	-64.13	0.62	(41.88)	0.67
	d) Deferred tax	(35.81)	-21.77	0.48	(40.92)	(0.76)
	Total Tax Expense	187.08	54.73	132.69	469.69	488.62
VII	Profit/ (loss) for the period after tax (V - VI)	914.33	481.92	325.32	2,001.78	1,426.38
	Attributable to					
	a) Owners of the Company	820.28	454.51	315.77	1,864.84	1,419.48
	b) Non-Controlling Interest	95.19	27.41	9.56	138.08	6.90
VIII	Other Comprehensive Income					
	A (i) Items that will not be reclassified to profit or loss:					
	Remeasurement of defined benefit obligation	6.30	-	0.90	6.30	0.90
	(ii) Income tax relating to items that will not be reclassified to profit or loss	1.59	-	-0.25	1.59	(0.25)
	B (i) Items that will be reclassified to profit or loss					
	(ii) Income tax relating to items that will be reclassified to profit or loss					
	Total Other Comprehensive Income for the period	7.89	-	0.65	7.89	0.65
	Attributable to					
	a) Owners of the Company	7.89		0.65	7.89	0.65
	b) Non-Controlling Interest					
	Total Comprehensive Income For The Period(VII+VIII)	922.22	481.92	325.97	2,009.67	1,427.03
	Attributable to					
	a) Owners of the Company	824.78	454.51	316.42	1,869.33	1,420.13
	b) Non-Controlling Interest	94.98	27.41	9.56	137.86	6.90
	Paid-up Equity Share Capital-Per Value Rs. 5/- each	8,166.64	1,012.47	1,012.47	8,166.64	1,012.47
	Par value per share	5.00	5.00	5.00	5.00	5.00
	Weighted Average No. of Shares for EPS**	20,249,392.00	20,249,392.00	20,249,392.00	20,249,392.00	20,249,392.00
	Other Equity***	8,166.64	7,430.23	6,347.90	8,166.64	6,347.90
	Non-Controlling Interest	137.59	48.82	5.93	137.59	5.93
	Total Equity	16,470.88	8,491.52	7,366.30	16,470.88	7,366.30
	Weighted Average No. of Shares for EPS**	20,249,392.00	20,249,392.00	20,249,392.00	20,249,392.00	20,249,392.00
	Earnings per Share in Rupees (Rs. 5/- each)					
	a) Basic EPS (after adjusting Non-Controlling interest and before extra ordinary items)	4.05	2.24	1.56	9.21	7.01
	b) Diluted EPS (after adjusting Non-Controlling interest and before extra ordinary items)	4.05	2.24	1.56	9.21	7.01



Registered Office : Shradha House, Near Shri Mohini Complex, Kingsway, Block No F/8 Nagpur, Maharashtra, 440001 India.

Statement of Audited Consolidated Financial results for the Quarter and Year Ended March 31, 2024

* EPS is not annualised for the quarter ended March 31, 2024, December 31, 2023, March 31 2023.

** All the EPS has been calculated considering the issue of Bonus Share and split of shares since inception of the period.

*** Excludes Non-controlling Interests.

1 The consolidated financial results have been reviewed by the Audit Committee and approved by the Board of Directors of the Company at their respective meeting held on 30th January 2024. The Limited review under regulation 33 of the SEBI (Listing obligations and disclosure requirements) Regulations, 2015 has been carried out by the statutory auditors of the company. The auditors have expressed an unqualified report on the above results.

2 The consolidated financial results have been prepared in accordance with the Companies (Indian Accounting Standards) Rules, 2015 (IND AS) prescribed under section 133 of the companies Act, 2013 as amended and other recognised accounting practices and policies to the extent possible. The consolidated financial results for the quarter and Year ended on 31st March 2024, have been prepared in accordance with the recognition and measurement principles laid down in IND AS- 34 "Interim Financial Reporting".

3 The figures for the quarter ended 31st March 2024 and 31st March 2023 are the balancing figures between the audited figures in respect of the full financial years and published unaudited year to date figures upto third quarter of the respective financial years, which were subjected to limited review by us required under SEBI(LODR)

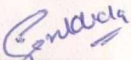
4 The Board of Directors of the Company have recommended a Final Dividend of Rs.1 per fully paid-up Equity Share of Rs. 5/- each for the financial year ended March 31, 2024.

5 The figures for the corresponding previous period have been regrouped / reclassified wherever necessary, to make them comparable.

6 Segment wise reporting as required by Ind AS 108-Operating Segments is applicable and there are two reportable operating segment a) Infrastructure and b) Real estate.

7 The results of the company are also available on stock exchange website - www.nseindia.com and on the company website.
For and on behalf of the Board of Directors

Shradha Infraprojects Limited


Mr. Nitesh Sanklecha
Managing Director & CFO
DIN No.03532145
Nagpur, May 30th, 2024



Shradha Infraprojects Limited

Registered Office : Shradha House, Near Shri Mohini Complex, Kingsway, Block No F/8 Nagpur, Maharashtra, 440001 India.

CIN No: L45200MH1997PLC110971

Audited statement of Consolidated Balance sheet for year ended on 31st March 2024

(₹ in Lakhs)

Particulars	Notes	As at 31.03.2024	As at 31.03.2023
I. ASSETS			
A. Non Current Assets			
(a) Property, Plant and Equipment	3(A)	3,820.20	1,547.00
(b) Capital work in progress	3(B)	942.78	824.41
(c) Goodwill	5	-	-
(d) Other Intangible assets	3(C)	-	-
(e) Financial Assets			
(i) Investments	4	178.30	168.41
(ii) Other Financial Assets	6	65.97	40.74
(f) Deferred tax asset (net)	7	43.43	6.86
(g) Others non-current assets	8	75.62	22.36
Total Non-current assets		5,126.30	2,609.78
B. Current Assets			
(a) Inventories	9	20,284.59	21,087.94
(b) Financial Assets			
(i) Trade Receivables	10	2,173.81	629.87
(ii) Cash and cash equivalents	11(A)	213.22	180.66
(iii) Bank balances other than (ii) above	11(B)	122.45	0.18
(iv) Loans	11(B)	-	-
(v) Loans	11(C)	294.70	446.50
(vi) Other financial assets	12	167.10	16.31
(c) Current Tax Asset (Net)	13(A)	16.78	14.00
(d) Other current assets	13(B)	389.65	175.97
Total Current assets		23,662.31	22,551.42
TOTAL ASSETS		28,788.61	25,161.20
II. EQUITY AND LIABILITIES			
A. Equity			
(a) Equity Share Capital	14	1,012.47	1,012.47
(b) Other Equity	15	8,167.77	6,347.90
(c) Non-controlling interests		137.59	5.93
Total Equity		9,317.84	7,366.30
B. Liabilities			
B.1 Non-Current Liabilities			
(a) Financial liabilities			
(i) Borrowing	16	3,513.19	3,465.76
(ii) Other financial liabilities	17	24.35	15.80
(b) Provisions	18	4.18	7.11
(c) Deferred Tax Liabilities (Net)	19	-	2.76
(d) Other Non-Current liabilities	20	222.12	59.13
Total Non-current liabilities		3,763.84	3,550.56
B.2 Current liabilities			
(a) Financial liabilities			
(i) Borrowings	21(B)	11,645.25	12,021.92
(ii) Trade Payables		-	-
(A) Total outstanding dues of micro enterprise and small enterprises		-	-
(B) Total outstanding dues of creditors other than micro enterprises and small enterprises	22	873.75	990.10
(iii) Other Financial Liabilities	21(A)	1,283.82	156.08
(b) Other Current Liabilities	21(C)	1,148.47	937.48
(c) Provisions	22	636.04	2.35
(d) Current Tax Liabilities (net)	23	119.60	136.41
Total Current liabilities		15,706.93	14,244.35
TOTAL LIABILITIES		19,470.77	17,794.91
TOTAL EQUITY AND LIABILITIES		28,788.61	25,161.20

Previous quarter's / year's figures have been regrouped reclassified and rearranged wherever necessary to correspond with the current quarter's / year's classification disclosure.

These results have been prepared in accordance with the Int'l AS notified under the Companies (Indian Accounting Standards) Rules 2015.

These results have been reviewed by the Audit Committee and approved by the Board of Directors at its meeting held on May 30, 2024. The statutory auditors have expressed an unmodified audit opinion on these results.

For and on behalf of the Board of Directors
Shradha Infraprojects Limited

Mr. Nitesh Sanklecha
Managing Director & CFO
DIN No.03532145
Nagpur, May 30, 2024



SHRADHA INFRAPROJECTS LIMITED
Registered Office : Shradha House, Near Shri Mohini Complex, Kingsway, Block No F/8 Nagpur, Maharashtra, 440001 India.
CIN No: L45200MH1997PLC110971
Audited Consolidated Cashflow Statement for year ended on 31st March 2024

Particulars	For the year ended on 31.03.2024		For the year ended on 31.03.2023	
	Rs. Lakhs		Rs. Lakhs	
A) CASH FLOW FROM OPERATING ACTIVITIES				
Net profit before Tax & Extraordinary Items	2,471.47		1,915.00	
Adjustments for :				
Profit on sale of Immovable property	(445.88)		(446.76)	
Profit on sale of Shares			(24.42)	
Provision for bad and doubtful debts			2.52	
Depreciation	345.48		12.40	
Interest Income	(101.36)		(77.07)	
Dividend received	(0.47)		(0.84)	
Prior period			-	
Interest Expense	14.76		4.21	
Adjustment of Non-Cash Interest cost / others	1.28		0.01	
Operating profit before working capital changes		2,285.29		1,385.04
Adjustment for Working Capital Changes :				
Changes in Inventories	803.36		2,594.60	
Changes in Trade Payables	(116.35)		428.40	
Changes in Trade Receivables	(1,543.94)		(565.27)	
Changes in Other Current Liabilities	211.00		37.58	
Changes in Other Current Assets	(122.27)		(103.90)	
Changes in Other Current Financial Assets	(213.68)		7.18	
Changes in Other Current Financial Liabilities	(150.79)		(104.62)	
Changes in Other Non-Current Financial Liabilities	1,127.74		(11.32)	
Changes in Other Non-Current Assets	8.55		(2.47)	
Changes in Other Non-Current Liabilities	(53.26)		35.88	
Changes in Current Provision	162.99		0.90	
Changes in Non-Current Provision	635.78		1.63	
Total Cash Flow from Operating Activities before tax	0.00	749.11	0	3,703.62
Less: Direct Taxes (Income Tax) (Paid) / refunded	(530.21)		(341.27)	
NET CASH FLOW FROM OPERATING ACTIVITIES (A)		2,504.19		3,362.34
B) CASH FLOW FROM INVESTING ACTIVITIES				
Purchase of Fixed Assets/ Capital Work in progress	(2,780.04)		(823.43)	
Changes in Investments			-	
Sale of Fixed Assets	490.00		475.00	
Proceeds from sale of shares			-	
Proceeds from Loans given to subsidiary			-	
Investment in Subsidiary			-	
Changes in other non-current financial assets	(25.23)		(11.75)	
Loans given	151.80		(446.50)	
Current/ Non Current Investments	(9.89)		25.03	
Dividend Income	0.47		0.84	
Interest Income	101.36		77.07	
NET CASH FLOW FROM INVESTING ACTIVITIES [B]		(2,071.52)		(703.74)
C) CASH FLOW FROM FINANCING ACTIVITIES				
Proceeds from Current Borrowings	(376.67)		(3,186.69)	
Proceeds from Non-Current Borrowings	47.43		739.18	
Dividend paid	(50.62)		(202.49)	
Increase in share capital of minority	(5.47)		4.95	
Changes in Other Bank Balance			(0.18)	
Interest Expense	(14.76)		(4.21)	
NET CASH FLOW FROM FINANCING ACTIVITIES [C]		(400.10)		(2,649.45)
NET INCREASE/DECREASE IN CASH AND CASH EQUIVALENTS (A+B+C)		32.57		9.15
OPENING BALANCE OF CASH AND CASH EQUIVALENTS		180.66		171.50
CLOSING BALANCE OF CASH AND CASH EQUIVALENTS		213.22		180.66

Notes:

Previous quarter's / year's figures have been regrouped reclassified and rearranged wherever necessary to correspond with the current quarter's / year's classification disclosure.

These results have been prepared in accordance with the Int'l AS notified under the Companies (Indian Accounting Standards) Rules 2015.

These results have been reviewed by the Audit Committee and approved by the Board of Directors at its meeting held on May 30, 2024. The statutory auditors have expressed an unmodified audit opinion on these results.

For and on behalf of the Board of Directors
Shradha Infraprojects Limited

Sankheda
Mr. Nitesh Sankheda
Managing Director & CFO
DIN No. 03532145
Nagpur, May 30, 2023



Sr. No.	PARTICULARS	Year Ended
		March 31st, 2024
1	Segment Revenue	
	a) Infrastructure	5,024.53
	Total	5,024.53
	b) Real Estate	6,020.39
	Total	6,020.39
Gross Revenue from sale of products and services		11,044.93
2	Segment Results	
	a) Infrastructure	1,142.51
	Total	1,142.51
	b) Real Estate	818.57
	Total	818.57
Segment Result		1,961.08
Less:		
i) Finance cost		
ii) other unallocable (income) net of unallocable expenditure		511.53
iii) Exceptional Item		
Profit before Tax		2,472.60
3	Segment Assets	
	a) Infrastructure	21,555.54
	Total	21,555.54
	b) Real Estate	7,233.06
	Total	7,233.06
Unallocated Corporate Assets		-
Total Assets		28,788.61
4	Segment Liability	
	a) Infrastructure	13,566.50
	Total	13,566.50
	b) Real Estate	5,904.28
	Total	5,904.28
Unallocated Corporate Liabilities		-
Total Liabilities		19,470.77

Note: Segment reporting was not applicable for FY 2022-23. Hence, comparative not prepared.

