

SYMBOL: SHERA
ISIN: INE0MM001019

Date: August 8, 2025

To,
The Manager-Listing Department,
The National Stock Exchange of India Limited,
Exchange Plaza, NSE Building, Bandra Kurla
Complex, Bandra East, Mumbai – 400 051
Fax: 022-26598237, 022-26598238

Subject: General Updates for Investors Presentation

Respected Sir,

In terms of the SEBI (Listing Obligations and Disclosure Requirements) Regulations, 2015, we enclose herewith a copy of the Investor Presentation being shared by the company with the investors and analysts for the period ended June 30, 2025.

Kindly take the same into record.

FOR SHERA ENERGY LIMITED

Jyoti Goyal
Company Secretary & Compliance officer





SHERA

Shera Energy Limited

Q1 FY26
Investor Presentation

Where Power
Empower
The Innovation



This presentation and the accompanying slides (The Presentation), which have been prepared by Shera Energy Limited (Shera, The Company) solely for information purposes and do not constitute any offer, recommendation or invitation to purchase or subscribe for any securities, and shall not form the basis or be relied on in connection with any contract or binding commitment what so ever. No offering of securities of the Company will be made except by means of a statutory offering document containing detailed information about the Company.

This Presentation has been prepared by the Company based on information and data which the Company considers reliable, but the Company makes no representation or warranty, express or implied, whatsoever, and no reliance shall be placed on, the truth, accuracy, completeness, fairness and reasonableness of the contents of this Presentation. This Presentation may not be all inclusive and may not contain all of the information that you may consider material. Any liability in respect of the contents of, or any omission from, this Presentation is expressly excluded.

Certain matters discussed in this Presentation may contain statements regarding the Company's market opportunity and business prospects that are individually and collectively forward-looking statements. Such forward-looking statements are not guarantee of future performance and are subject to known and unknown risks, uncertainties and assumptions that are difficult to predict.

These risks and uncertainties include, but are not limited to, the performance of the Indian economy and of the economies of various international markets, the performance of the industry in India and world-wide, competition, the company's ability to successfully implement its strategy, the Company's future levels of growth and expansion, technological implementation, changes and advancements, changes in revenue, income or cash flows, the Company's market preferences and its exposure to market risks, as well as other risks.

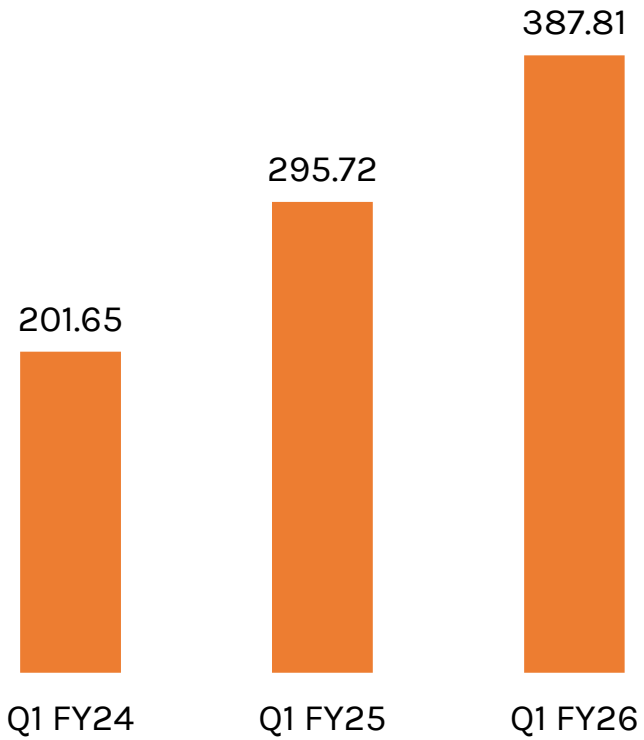
The Company's actual results, levels of activity, performance or achievements could differ materially and adversely from results expressed in or implied by this Presentation. The Company assumes no obligation to update any forward-looking information contained in this Presentation. Any forward-looking statements and projections made by third parties included in this Presentation are not adopted by the Company and the Company is not responsible for such third party statements and projections.



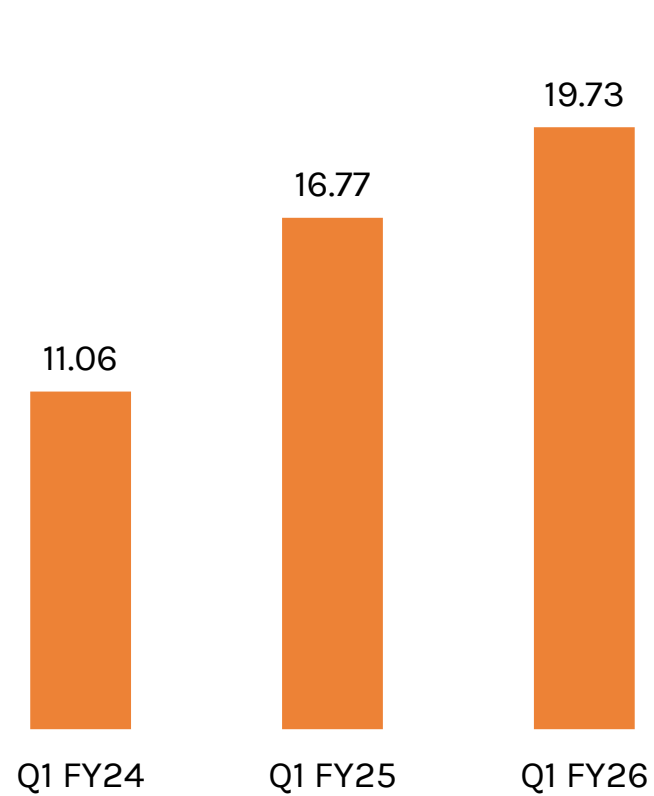
Q1 FY26 Financial & Operational Highlights



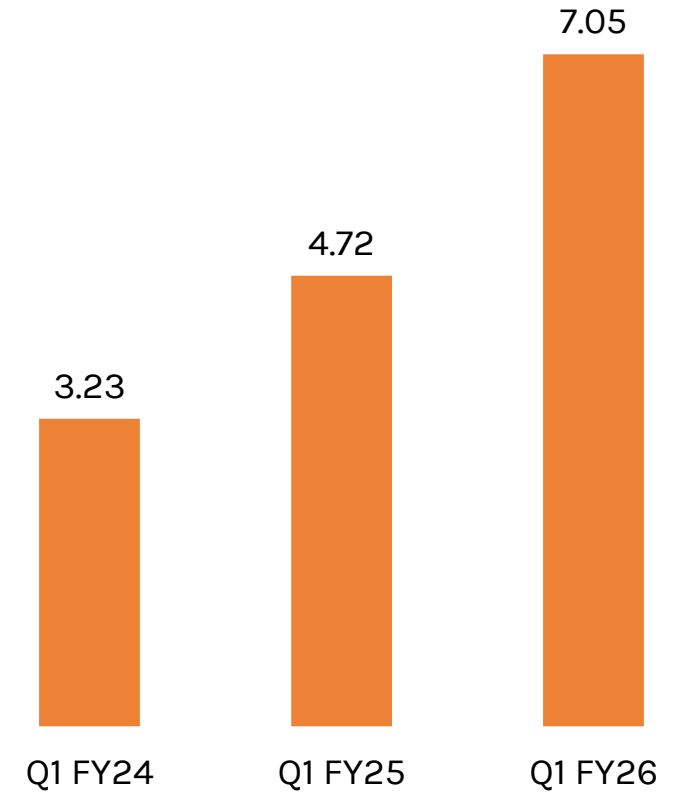
■ Total Income



■ EBITDA



■ Net Profit



All Amount In ₹ Cr

Q1 FY26 Consolidated Profit & Loss Statement

In ₹ Cr

Particulars	Q1 FY24	Q1 FY25	Q1 FY26
Revenues	201.22	295.58	386.74
Other Income	0.43	0.14	1.07
Total Income	201.65	295.72	387.81
Raw Material costs	180.29	267.99	350.82
Employee costs	2.55	3.66	5.25
Other expenses	7.75	7.30	12.01
Total Expenditure	190.59	278.95	368.08
EBITDA	11.06	16.77	19.73
Finance Costs	5.35	9.04	8.46
Depreciation	1.26	1.42	1.66
PBT Before Exceptional Items	4.45	6.31	9.61
Exceptional Items	0.00	0.00	0.00
PBT After Exceptional Items	4.45	6.31	9.61
Tax	1.22	1.59	2.56
Net Profit	3.23	4.72	7.05
Total Comprehensive Income	3.25	5.08	6.74

Installed capacity and actual production on Consolidated basis of Shera Energy

Sr. No	Period	Location	Name Of Product	Unit Measurement Of Production	Installed Capacity	Actual Production	Capacity Utilization
1	Q1 FY25	VKIA, Kaladera & Reengus	Aluminum Products	MT	3,575	3,220	90%
			Copper Products	MT	4,265	3,118	73%
			Brass Products	MT	1,568	1,246	79%
			Total	MT	9,408	7,584	81%
2	Q2 FY25	VKIA, Kaladera & Reengus	Aluminum Products	MT	4,468	4,093	92%
			Copper Products	MT	4,137	3,562	86%
			Brass Products	MT	1,677	1,375	82%
			Total	MT	10,283	9,030	88%
3	Q3 FY25	VKIA, Kaladera & Reengus	Aluminum Products	MT	5,300.00	4,470.07	84%
			Copper Products	MT	4,287.50	3,183.14	74%
			Brass Products	MT	2,100.00	1,786.98	85%
			Total	MT	11,687.50	9,440.19	81%
4	Q4 FY25	VKIA, Kaladera & Reengus	Aluminum Products	MT	5,300.00	4,153.72	78%
			Copper Products	MT	4,287.50	2,947.14	69%
			Brass Products	MT	2,100.00	1,278.36	61%
			Total	MT	11,687.50	8,379.22	72%
5	Q1 FY26	VKIA, Kaladera & Reengus	Aluminum Products	MT	5,300.00	4,114.91	78%
			Copper Products	MT	4,287.50	3,544.29	83%
			Brass Products	MT	2,100.00	1,534.19	73%
			Total	MT	11,687.50	9,443.39	81%



Infuses Capital into Shera Zambia

- Shera Energy to invest **USD 11.75 Lakh** in Shera Zambia via inter-corporate loan.
- Funds to scale operations of Shera Zambia's **copper cathode plant**.
- Expected to **boost African revenues** and **consolidated performance**.

Shera Energy Strengthens Backward Integration with Zambia Copper Plant

- Shera Zambia signed a 5-year lease agreement for a running copper plant.
- Plant located in Zambia's Copperbelt region near DRC, rich in copper reserves.
- Will produce 99.99% pure copper cathodes from locally sourced copper oxide ores.
- Helps reduce raw material costs and boosts efficiency and profitability.
- Initial capacity: 1,200 MT/year.
- Proposed capacity: 5,000 MT/year.
- Strengthens international presence and secures long-term raw material supply.

“We concluded the first quarter of FY26 with strong momentum, marked by both financial growth and strategic progress. Our consolidated performance reflects healthy demand across key sectors and the continued strength of our integrated business model.

One of the most significant milestones this quarter was the acquisition of a copper cathode manufacturing facility in Zambia through our wholly owned subsidiary, Shera Zambia Limited. This move strengthens our backward integration capabilities, providing assured access to high-purity copper, a critical input for our products. It enhances our cost structure, supports margin expansion, and reinforces long-term supply chain resilience. The successful NSE listing approval of our preferential equity shares further underscores investor confidence and strengthens our capital base for future expansion.

Our growth trajectory is well aligned with the evolving needs of both global and domestic markets. The global winding wire market is projected to grow from USD 14.88 billion in 2024 to USD 23.02 billion by 2030, driven by rising demand from the automotive, industrial machinery, electronics, and renewable energy sectors. As one of the leading manufacturers of high-quality winding wires and non-ferrous metal products, Shera Energy is well-positioned to capitalize on this momentum. Additionally, the increasing demand for copper—fueled by electric vehicles, energy transition, and infrastructure development—reinforces the strategic importance of our recent initiatives.

Looking ahead, we remain focused on scaling our operations, expanding our global presence, and delivering innovative, value-added products across our portfolio. With the non-ferrous metals market expected to witness strong and sustained growth—particularly in India at a projected CAGR of over 5% till 2033—Shera Energy is committed to seizing these opportunities through technological advancement, supply chain optimization, and sustainability-driven manufacturing. We are confident that our integrated business model, supported by strong industry fundamentals, will enable us to accelerate growth and create long-term value.”

- Mr. Naseem Shaikh, Chairman and Managing Director, Shera Energy Limited

Company Overview



Shera Energy Limited (Shera, The Company), incorporated in 2009, is in the business of manufacturing winding wires and strips made of non-ferrous metals primarily Copper and Aluminum.

Product range of company includes paper covered wires, enamel and fiber covered wires, round wires, rectangular wires, bunched wires, tubes, rods, strips, etc. These products are mainly used in transformers, motors and electrical panels.

To focus on business growth, the company has done backward and forward integration by investing in subsidiary companies namely Rajputana Industries Limited and Shera Metal Private Limited to add value-added products in the portfolio. The Company has extended its global reach with the launch of SHERA ZAMBIA LIMITED in Central Africa. The subsidiary will focus on producing winding wire and cables to cater to Zambia and nearby areas.

Company is ISO Certified and having vendor approval validation from prestigious organisation such as Power Grid Corporation of India.

The Company got listed on NSE Emerge platform in February 2023



20+ years of
Excellence



Consolidated
Installed Capacity
46,750 MT
(As on 30-06-2025)



2 Manufacturing
Plants of Company &
2 Manufacturing
Plants of Subsidiaries



Manufacturing
facilities Spread
Across **8,00,000**
Sq. Ft.



350+
Employees



Export in **15+**
countries



**Consolidated
FY25**

₹ 1,279.05 Cr Total Income
₹ 60.48 Cr EBITDA
₹ 22.40 Cr Net Profit



**Consolidated
FY25**

14.76% ROE
39.31% ROCE

Navigating Shera Energy's Timeline



Started the business in the name of Shera Metals & Engineers as a proprietorship firm.

Investment in our company by Emerging India Growth Fund CVCF - V

The company was converted to public company.

Shera expands into Central Africa with SHERA ZAMBIA LIMITED, focusing on wire and cable production for Zambia and nearby nations.

2003

2009

2015

2020

2022

2023

2024

2025

Incorporated under the Companies Act, 1956 as a Pvt. Ltd. company pursuant to a takeover of the all the business activities and movable assets of proprietorship firm of Metals and Shera Metals and Engineers

Vendor Approval Validation from Power Grid Corporation of India, a GoI Enterprise, for Enamelled, PICC and PIAC conductors for Power and Distribution transformers up to 33KV class.

Launched its IPO and got listed on the NSE Emerge Platform.

Increased stake in Shera Metal Private Limited to 85.56%

Shera Currently Holds
51.01% In Rajputana
Industries Limited.

Rajputana Industries Limited

- Rajputana Industries Limited is in the business of recycling.
- The backward integration enable Shera Energy to has assured source of copper for manufacturing and the same time safeguards the Company from copper price volatility.
- The Company has Installed capacity of 13,150 MTPA.
- Rajputana Industries got listed on NSE emerge platform in August 2024.

Shera Holds
85.56% In Shera
Metal Private
Limited.

Shera Metal Private Limited

- Shera Metal Private Limited in manufacturing of bus bar, round, flats, Tube of Copper, Aluminum and Brass
- Installed Capacity 13,000 MTPA.

Shera Currently Holds
99.50% In Shera
Zambia Limited.

Shera Zambia Limited

- Shera Zambia Limited focuses on producing high quality winding wires and cables, which aims to reduce Zambia's dependence on imports for these products.

Shera Energy Limited expands its international presence with the launch of subsidiary Shera Zambia Limited in Central Africa for production of winding wire and cables for Zambia and neighbouring countries.

Market Potential:

- Geographical fit and promising market due to rapid development in Zambia.
- Initial supply orders of ₹ 5 Cr have been received.
- High demand for products in Zambia and neighboring countries, driven by World Bank-funded infrastructure projects.

Production and Export Goals:

- Aims to supply 5% of Zambia's demand and increase Jaipur unit's capacity by 10%.
- Expects a 20% increase in total business through exports.

Mineral Availability and Exploitation:

- Zambia has abundant minerals like copper, lead, zinc, and cobalt, crucial for electric vehicle batteries.
- The new unit plans to purchase minerals locally, add value, and export back to India.
- Applied for a mining lease from the local government to actively participate in mineral trade.

Rajputana Industries Limited



Shera Metal Private Limited



Shera Energy Limited



Year-wise installed capacity and actual production on Consolidated basis of Shera Energy

Sr. No	Period	Location	Name Of Product	Unit Measurement Of Production	Installed Capacity	Actual Production	Capacity Utilization
1	FY 2022-23	VKIA, Kaladera & Reengus	Aluminum Products	MT	11,400	8,056	71%
			Copper Products	MT	17,060	10,330	61%
			Brass Products	MT	6,270	2,885	46%
			Total	MT	34,730	21,271	61%
2	FY 2023-24	VKIA, Kaladera & Reengus	Aluminum Products	MT	13,550	10,213	75%
			Copper Products	MT	17,060	10,575	62%
			Brass Products	MT	6,270	2,853	45%
			Total	MT	36,880	23,641.00	64%
3	FY 2024-25	VKIA, Kaladera & Reengus	Aluminum Products	MT	21,200	15,936.67	75%
			Copper Products	MT	17,150	12,809.84	75%
			Brass Products	MT	8,400	5,686.72	68%
			Total	MT	46,750	34,433.23	74%

Certification Spotlight: Shera's Dedication to Quality



PGCIL Approval



ISO 9001-2015



ISO 14001-2015



ISO 45001-2018



Importer Exporter Code



EEPC India Certificate



Intellect-2017



One Star Export House (2009- 2014)

Recognized For Excellence: Shera's Awards



India's Leading
Manufacturer in Non
Ferrous Metals 2023



10 Most Inspiring Business
Women of The Year 2023



India's Leading Emerging
Entrepreneur Award for Business
Excellence Award



Non-Ferrous Metal Manufacturing
Excellence Award (2023)



Rajasthan State Export Award
(2019)



Quality Brands India Award
(2015-17)



National Industrial Excellence Award
(2015)




SME Business Excellence Award
(2015)

1. Non Ferrous Metals recycling

- Rajputana Industries recycles non ferrous metals scrap into fine non ferrous metals and then into wires. Recycling non ferrous metals is a highly eco-efficient way of reintroducing a valuable material back into the economy. The recycling of non ferrous metals requires less energy than primary production and reduces CO2 emissions.
- In addition to its environmental benefits, the recycling of non ferrous metals scrap, such as electronic waste, drives the recovery of many other metals such as gold, silver, nickel, tin, lead and zinc.
- Non Ferrous Metals recycling contributes to a progressive move toward a more circular economy.
- The current capacity of Rajputana Industries is 13,150 MT per month.

2. Rain water harvesting implementation.

3. Big green area in the premises to naturally feed the ground water level thereby keeping a fresh and healthy atmosphere.



Shera understands its responsibility towards sustainable energy and ensured maximum consideration of the environment by implementing various assets to conserve resources. Steps taken by the company

Business Overview



Our Product Spectrum: A Comprehensive Overview



All types of copper
Winding wires / strips



All Types Of Aluminum
Winding Wires And
Strips



Rods, wires &
tubes of brass




Rods, wires &
tubes of copper

(A) All Types Of Copper Winding Wires / Strips




1

Paper Covered Round & Rectangular Wires, Bunched Wires



2


Enamel and Fiber Covered Round & Rectangular Wire



(B) All Types Of Aluminum Winding Wires And Strips



1

Paper Covered Round & Rectangular Wires



2

Enamel Covered Round & Rectangular Wires



3

Fiber Covered Round & Rectangular Wires



4

Wires



(C) Rods, wires & tubes of brass

1






Rods & Profiles of Brass

2

Brass wire

3

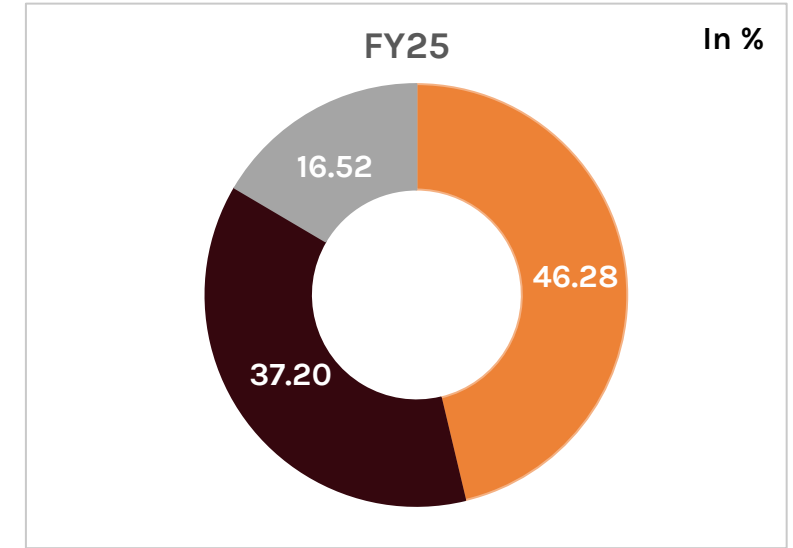
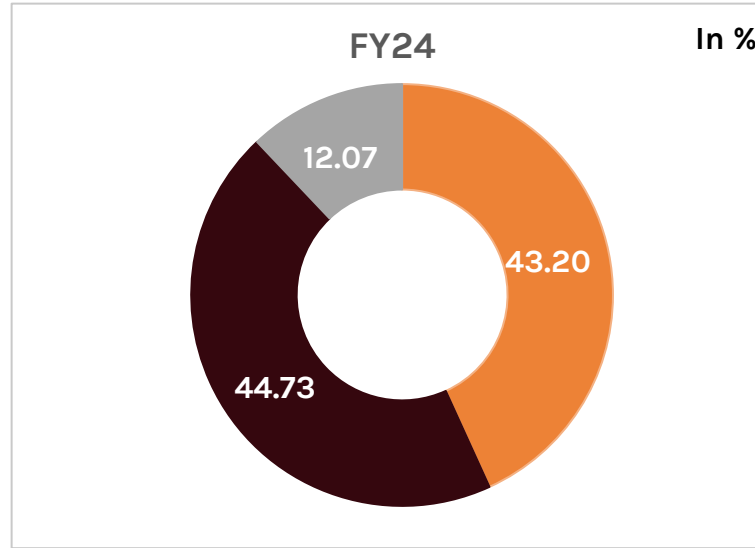
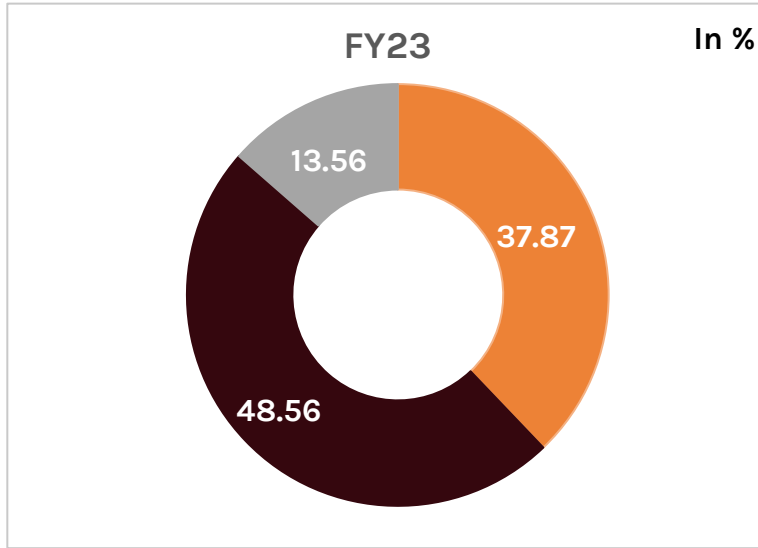
Brass Tubes



(D) Rods, wires & tubes of copper



Analyzing Shera Energy's Volume Composition Across Products

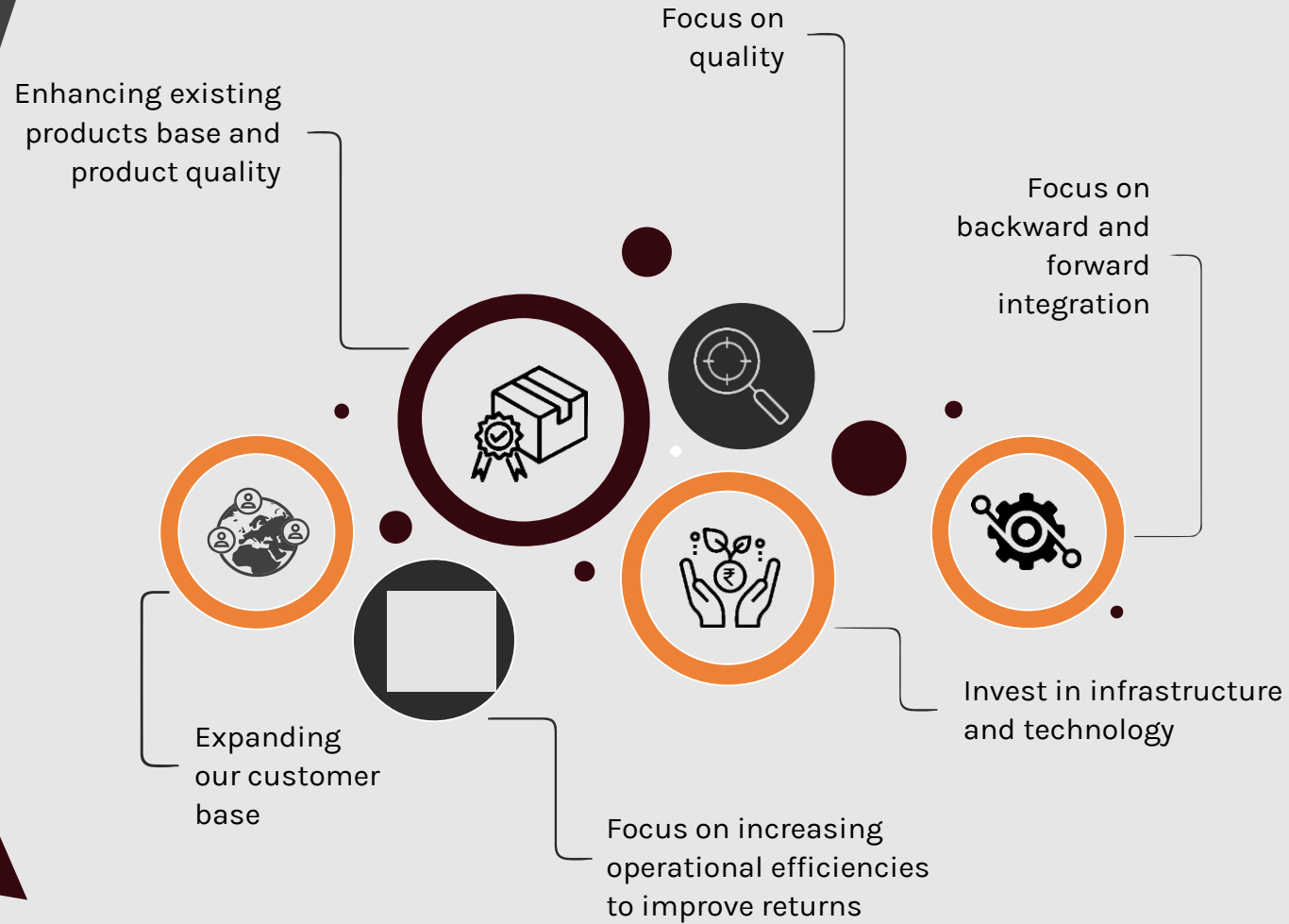


Aluminum Products


Copper Products

Brass Products

Products	In MTPA		
	FY23	FY24	FY25
Aluminum Products	8,055.82	10,213.00	15,936.67
Copper Products	10,330.00	10,575.00	12,809.84
Brass Products	2,885.00	2,853.00	5,686.72
Total	21,270.82	23,641.00	34,433.23



Distinct Advantages: Unveiling Shera's Key Competitive Strengths



Strong product
portfolio



Backward integration to
ensure smooth supply
of raw



Strong experience of
management over a decade

Management Overview





SHEIKH NASEEM
(Chairman and
Managing Director)

EDUCATION:
Bachelors of Engineering (Hons.), Electrical.

- He brings over 23 years of expertise in various sectors, including the metal industry.
- In 1998, he initiated "Shivani Electrical," a small transformer manufacturing unit in Ratangarh. His extensive work in transformers paved the way for ventures into the Electrical Wire and Non-Ferrous Metal and Alloy Metal Industries.
- Relocating to Jaipur in 2002, he established "Shera Metals and Engineers" as a Proprietorship Firm and later elevated it to a Private Limited Company, "Shera Energy Private Limited," in 2009. His business acumen and unwavering dedication are evident in the remarkable growth of the Shera Group. His unique insights make him a go-to expert for troubleshooting technical issues.



SHIVANI SHEIKH
(Whole-Time Director)

EDUCATION:
Bachelors of Engineering, Electrical

- She is the driving force of our company, embodies a commitment to excellent management and professionalism. She has 23 years of experience spanning various sectors, including the metal industry
- She co-founded "M/s Shivani Electrical" in 1998 and later established her Proprietorship firm, "M/s S.S. Structure," in Jaipur in January 2008.
- Demonstrating exceptional talent in overseeing corporate finance and strategic hedging, her proactive approach has propelled Shera Energy to rapid success. A dynamic combination of ambition and empathy, she personifies the perfect blend of qualities driving her company's upward trajectory..



Mr. Piyush Sharma
Non-Executive Director

EDUCATION

Management in Business Administration

- He has been associated with the Company since 2013 and has experience of over 10 years in the field of marketing and sales.
- He is also a Director in Shera Metal Pvt Ltd.



Mr. Arpit Kumar Dotasra
Independent Director

EDUCATION

B. A. L.L.B. (Hons.)

- He has experience of 4 years and associated with the Company as Independent Director.



Mr. Vekas Kumar Garg
Independent Director

EDUCATION

MCOM and Company Secretary

- He is a practicing Company Secretary and a register valuer and an insolvency professional with Insolvency and Bankruptcy Board of India.
- He is also Director of Value Plus Insolvency Private Limited and Girish Foundation.. Resolution Professionals



Mr. Kuldeep Kumar Gupta
Independent Director

EDUCATION

BCOM, Chartered Accountant, DISA, ICWAI

- He has the certificate of Professional Membership from Indian Institute of Insolvency Professionals.
- Also directorship of RMC Switchgears Limited, Eternity Pharmacy Private Limited, K.K.G. Securities Pvt Ltd and Times Advisors Private Limited.

Industry Overview




Global Industry Overview

- The global winding wire market is projected to grow significantly from USD 14.88 billion in 2024 to USD 23.02 billion by 2030.
- Winding wire, also known as magnet wire, is an insulated copper or aluminum electrical conductor used in electrical motors, transformers, generators, and other electromagnetic equipment.
- The market is driven by increasing demand in industries such as automotive, industrial machinery, electronics, and renewable energy.
- Growth is supported by increasing energy efficiency requirements, electric mobility, and renewable energy adoption.
- The market is highly competitive, with companies focusing on technology advancements and cost efficiency.
- Opportunities arise from wire combinations and the focus on electric mobility.
- The global non-ferrous metals market is growing due to demand from the electric vehicle and renewable energy sectors.
- Key metals driving growth include aluminum, copper, nickel, and lithium due to their lightweight, corrosion resistance, and high conductivity.
- Copper demand surged for use in EV wiring harnesses and motors, driven by superior electrical conductivity.

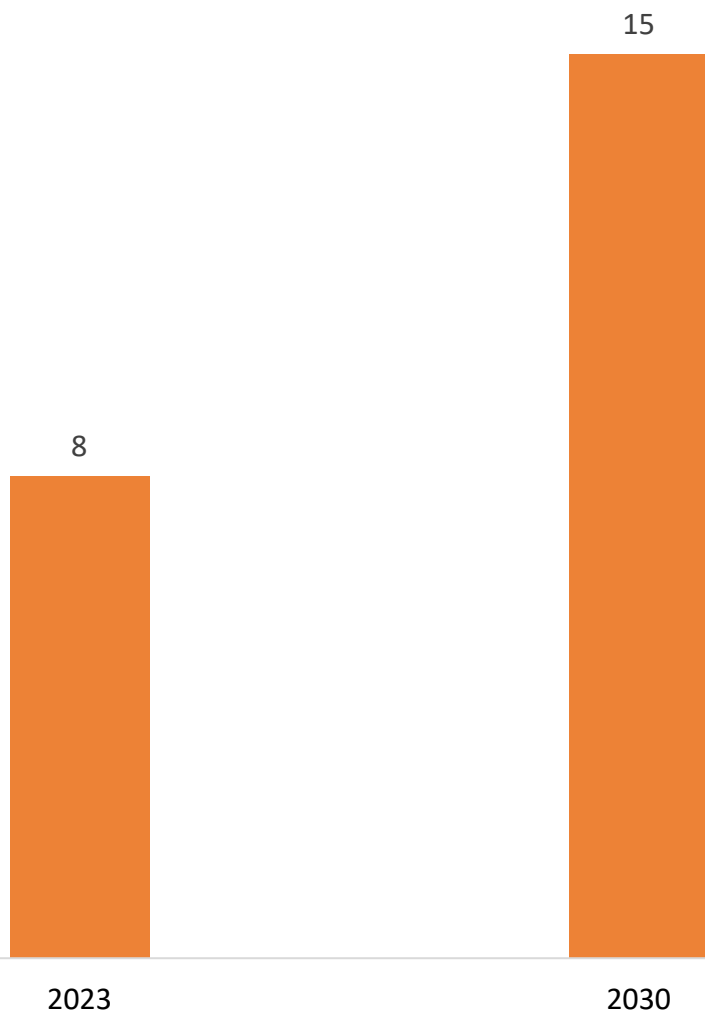
Source: Research And Markets - Winding Wire, Non - Ferrous Metal

Winding Wire Market



Volume demanded of Non – Ferrous Metals

Production in Million Tons



Source: Statista, IMARC

Investor Presentation

1

India's non-ferrous metals market is projected to grow at a CAGR of 5.23% during 2025-2033.

2

Growth is driven by infrastructure projects, including buildings, bridges, and transportation systems.

3

Key non-ferrous metals include aluminum, copper, zinc, lead, nickel, tin, and precious metals like gold and silver.

4

Copper remains in high demand due to its excellent electrical conductivity, particularly in the electronics sector.

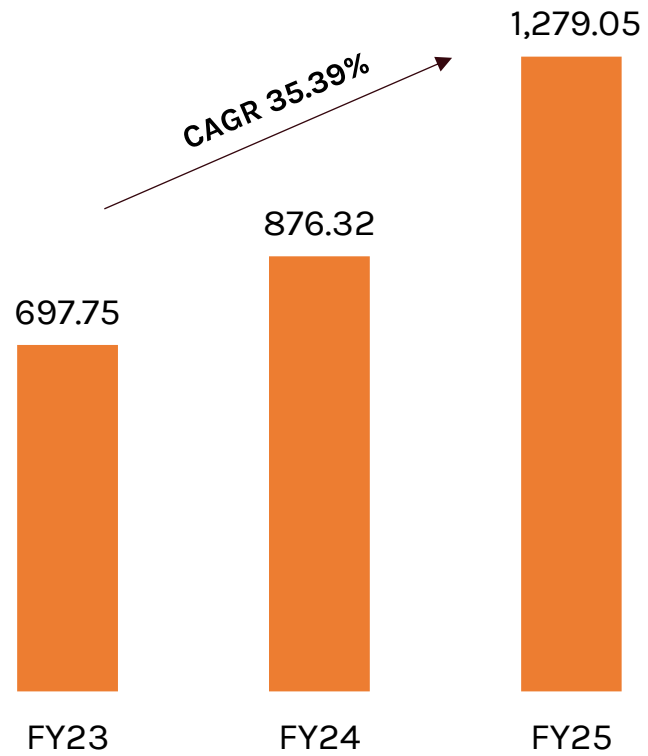
5

Market growth is influenced by technological advancements, geopolitical developments, and sustainability initiatives.

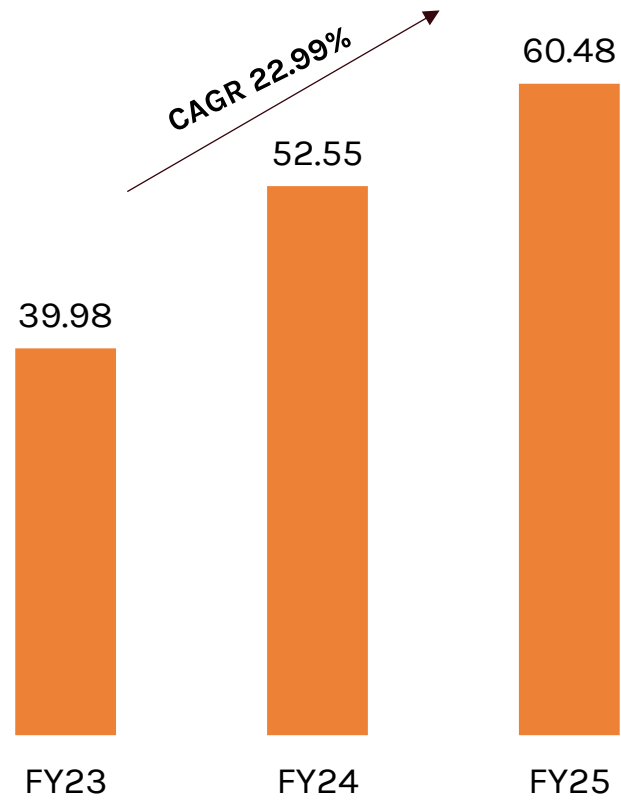
Financial Overview



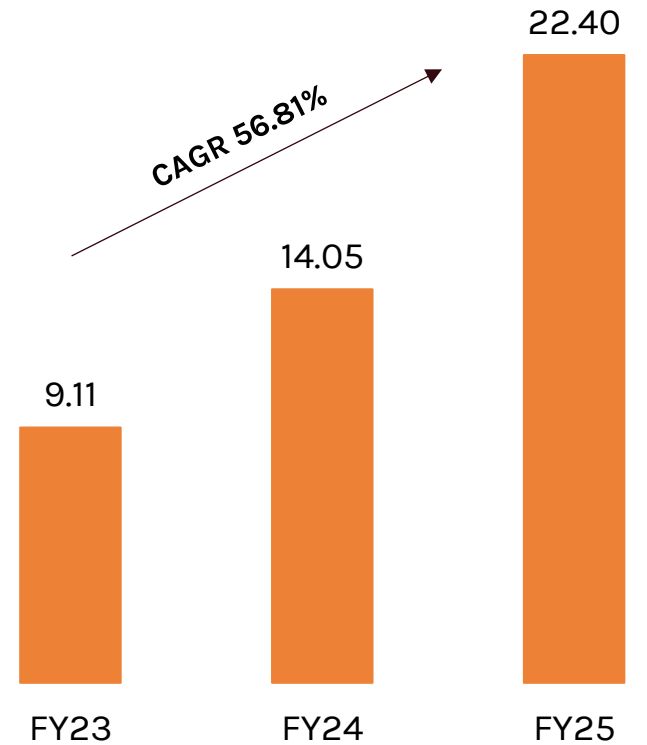
Total Income



EBITDA



Net Profit



All Amount In ₹ Cr

Consolidated Profit & Loss Statement

In ₹ Cr

Particulars	FY23	FY24	FY25
Revenues	696.39	875.10	1277.30
Other Income	1.35	1.21	1.75
Total Income	697.75	876.32	1279.05
Raw Material Cost	626.41	783.51	1168.18
Employee Cost	10.12	12.38	16.84
Other Expenses	21.23	27.88	33.55
Total Expenditure	657.76	823.77	1218.57
EBITDA	39.98	52.55	60.48
Finance Cost	22.49	30.36	24.28
Depreciation	4.95	5.54	6.00
PBT Before Exceptional Items	12.54	16.65	30.20
Exceptional Items	0.00	2.20	0.00
PBT After Exceptional Items	12.54	18.85	30.20
Tax	3.43	4.80	7.80
Net Profit	9.11	14.05	22.40
Total Comprehensive Income	9.01	14.23	22.13

Consolidated Balance Sheet

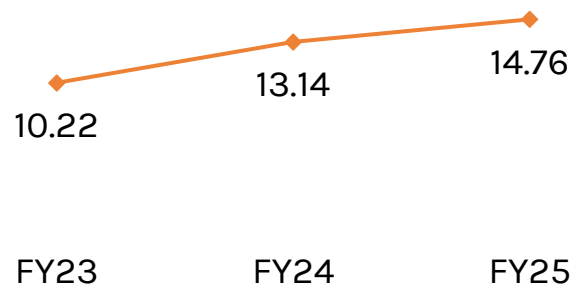
Equities & Liabilities	FY23	FY24	FY25
Equity	22.79	22.79	24.44
Reserves	66.35	84.13	128.97
Minority Interest	18.52	20.74	46.81
Net Worth	89.14	106.92	153.41
Non-current Liabilities			
Long-term borrowing	41.49	42.42	44.24
Deferred tax Liabilities	6.72	8.88	10.07
Other long terms Liabilities	0.00	0.00	0.00
Long-term provision	0.42	0.52	1.16
Total Non Current Liabilities	48.62	51.81	55.48
Current Liabilities			
Short-term borrowings	71.25	77.22	141.46
Lease Liabilities	0.37	0.00	
Trade payables	100.25	145.29	168.76
Other Current Financial Liabilities	42.46	37.19	42.59
Current tax Liabilities (Net)	0.29	0.38	1.12
Other current liabilities	3.04	3.02	1.77
Short-term provision	1.02	1.51	2.13
Total Current Liabilities	218.68	264.61	357.83
Total Liabilities	374.97	444.08	613.53

	In ₹ Cr		
Assets	FY23	FY24	FY25
Non Current Assets			
Fixed assets	85.77	94.04	120.28
Non-current investments	0.00	0.00	
Other Non-Current Financial Assets	1.75	3.86	3.71
Other non-current assets	0.00	0.00	0.00
Total Non Current Assets	87.53	97.90	123.98
Current Assets			
Inventories	160.12	197.10	240.31
Trade receivables	94.58	114.04	154.79
Cash & Bank Balance	13.16	15.92	71.60
Other Current Financial Assets	2.86	3.16	2.93
Current Tax Assets (Net)	0.53	0.52	
Other current assets	16.21	15.43	19.92
Total Current Assets	287.45	346.18	489.54
Total Assets	374.97	444.08	613.53

In ₹ Cr

Particulars	FY23	FY24	FY25
Cashflow from Operating Activities	12.66	38.18	-2.94
Cashflow from Investing Activities	-2.53	-13.49	-36.62
Cashflow from Financing Activities	-7.13	-24.14	93.63
Net Cash flow	3.00	0.55	54.06
Opening Cash Balance	0.46	3.47	4.02
Closing Cash Balance	3.47	4.02	58.08

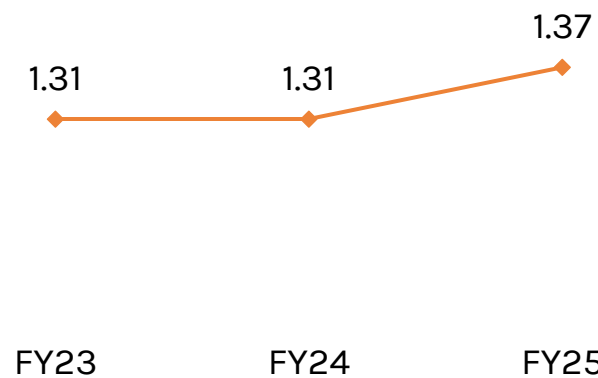
In %

Return On Equity
(PAT / Equity + Reserves)

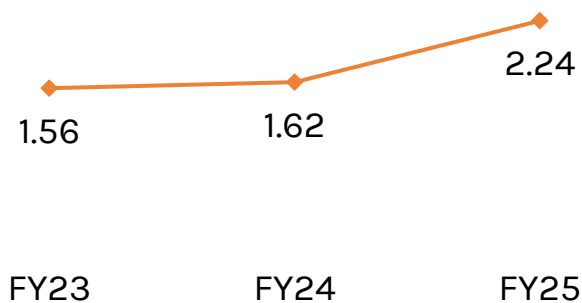
In Times

Debt To Equity Ratio
(Total Debt / Shareholder Funds)

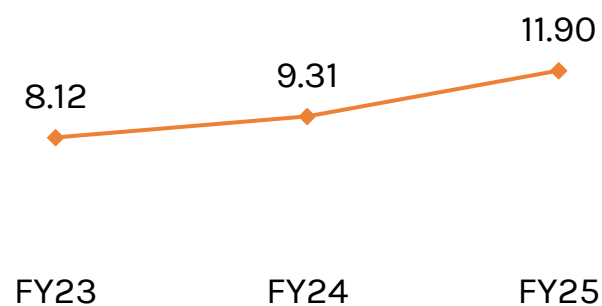
In Times

Current Ratio
(Current Assets / Current Liabilities)

In Times

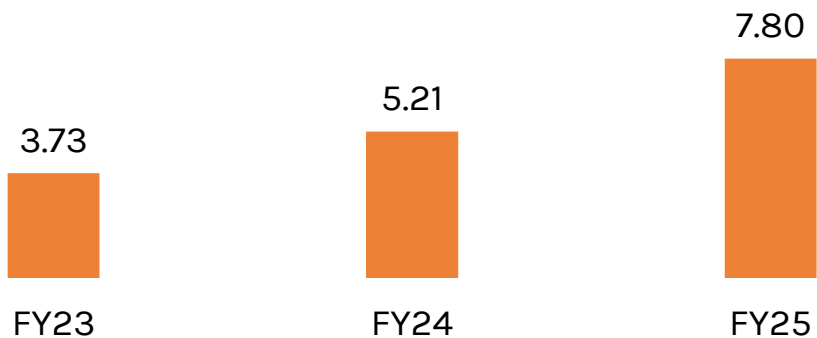
Interest Coverage Ratio
(EBIT / Interest)

In Times

Fixed Asset Turnover Ratio
(Revenue / Fixed Assts)

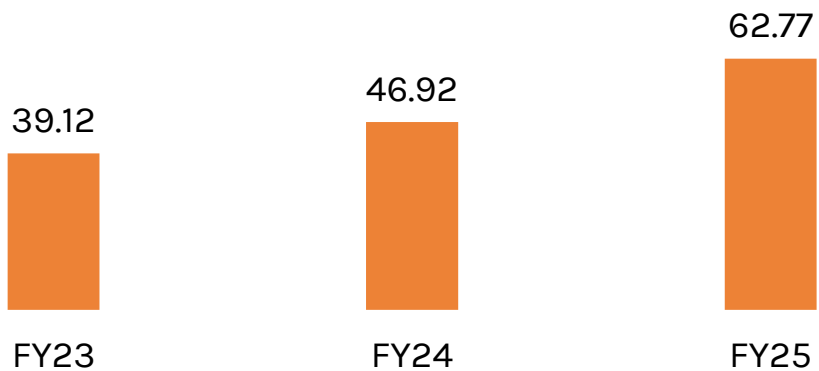
Earning Per Share

In ₹



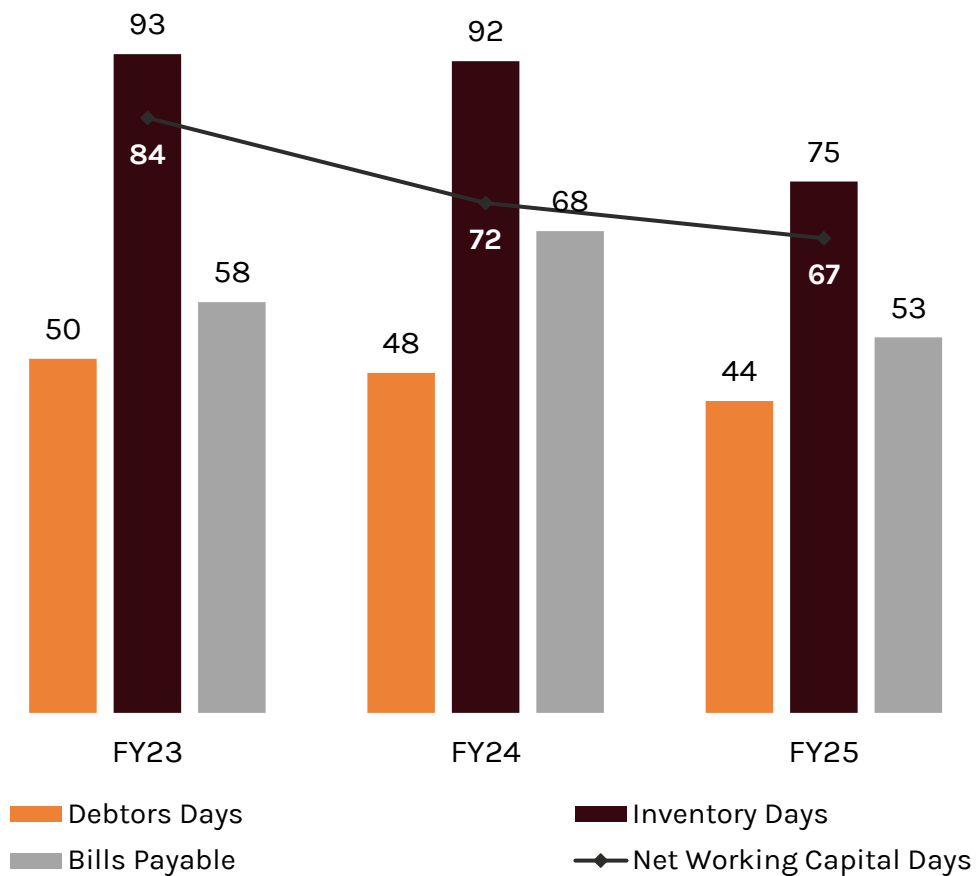
Book Value

In ₹



Working Capital Cycle

In Days

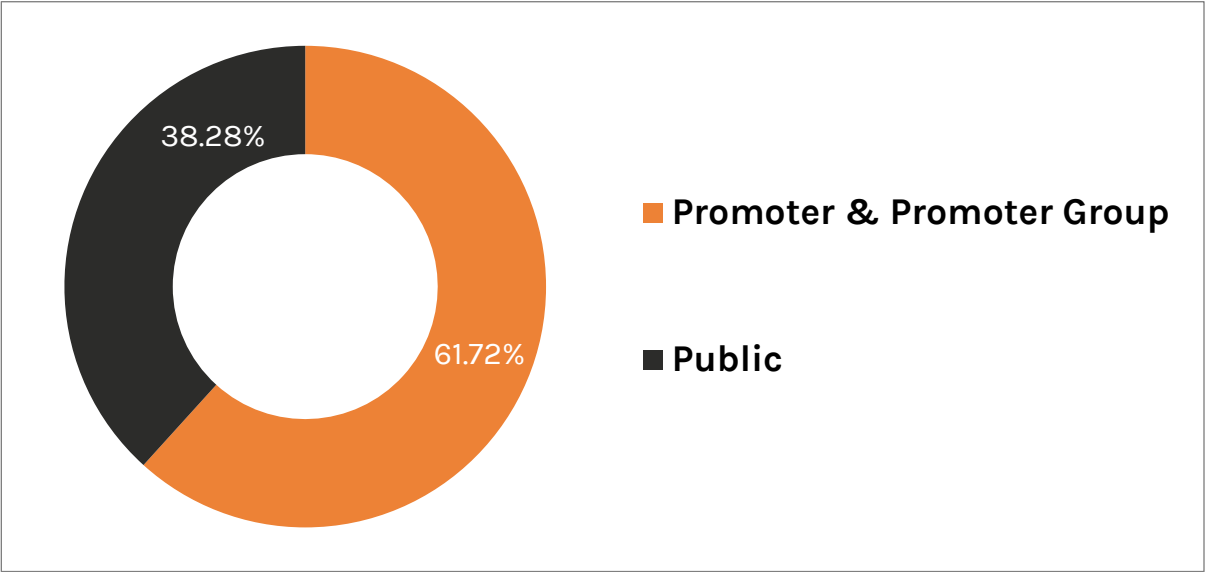


Stock Information

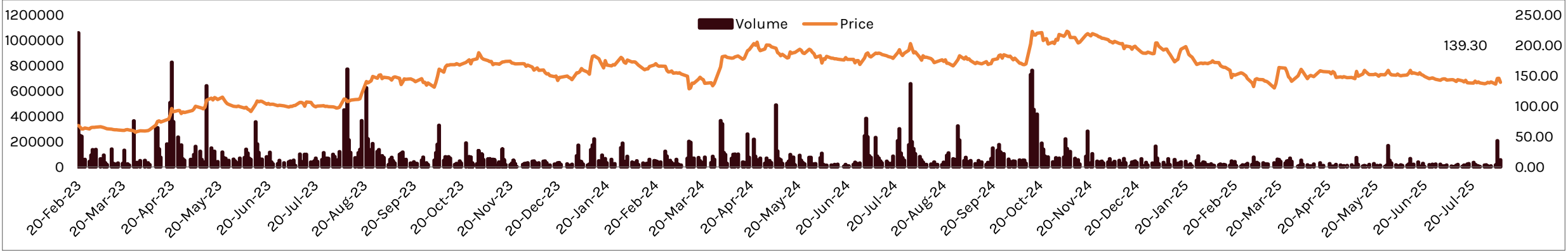
	As on 07-08-2025
NSE Code	SHERA
ISIN	INE0MM001019
Share Price ₹	139.30
Market Capitalization ₹ Cr	340.44
No. of Share Outstanding	2,44,39,347
Face Value ₹	10.00
52 Week High ₹	235.00
52 Week Low ₹	127.00

Share Holding Pattern

As on 31-03-2025



Share Performance From 17th February 2023



Source: NSE

Strategic Expansion and Product Diversification

- Expanded capacity to 46,750 MT FY25.
- Entered the African market through Shera Zambia Limited.
- Diversified product offerings including wires, strips and rods made of copper, aluminum and brass.

Innovative Manufacturing Techniques

- 2 Manufacturing Plants of Company & 2 Manufacturing Plants of Subsidiaries.
- Leveraging advanced technologies for recycling and metal processing.
- Backward and forward integration by investing in Rajputana Industries Limited and Shera Metal Private Limited.

Experienced Leadership

- Over 20+ years of experience in the non-ferrous metals industry.
- Management team with deep expertise in metals and electrical sectors.

Strong Industry Tailwinds

- Global winding wire market valued at USD 14.88 Billion in 2024, expected to reach USD 23.02 Billion by 2030.
- India's non-ferrous metals market is projected to grow at a CAGR of 5.23% during 2025-2033.

Expanding Market Reach

- Operations in India and exports to over 15 countries globally.
- Targeting further expansion in African markets through Shera Zambia Limited.
- Established partnerships with key industry players across geographies.

Competitive Advantages

- Backward integration provides a cost advantage.
- Strong vendor approvals and certifications from leading institutions.
- Recognized for quality, reliability, and timely deliveries in competitive markets.

Robust Financial Performance

- 35.39% CAGR growth in Total Income from FY23 to FY25.
- 22.99% CAGR growth in EBITDA from FY23 to FY25.
- 56.81% CAGR growth in Net Profit from FY23 to FY25.

Diversified Client Base

- Client portfolio across power, automotive, and industrial sectors.
- Strong domestic presence contributing 93.09% of FY25 revenue.
- 6.91% revenue from exports, with growth potential in international markets.

Diversified Revenue Streams

- Revenue streams from copper, aluminum, and brass products.
- Presence across diverse end-user industries ensures revenue stability.
- Additional revenue from recycling operations through Rajputana Industries.

Thank You



SHERA

F-269-B, Road No. 13, VKIA,
Jaipur Rajasthan 302013 India
Phone: +91 9314434130
Website: www.sheraenergy.com
Email: cs@sheraenergy.com



713-B, Lodha Supremus II, Wagle
Estate, Thane West - 400 604.
Email: info@kirinadvisors.com
Phone: 022 4100 2455
Website: www.kirinadvisors.com