



December 20, 2024

**The Secretary,
National Stock Exchange of India Limited**
Exchange Plaza,
Bandra-Kurla Complex
Bandra (E), Mumbai-400 051.
NSE Symbol: SHEMAROO

**The Secretary,
BSE Limited**
Phiroze Jeejeebhoy Towers
Dalal Street,
Mumbai - 400 001.
Scrip Code : 538685

Dear Sir/Madam,

Re: SHEMAROO ENTERTAINMENT LIMITED - ISIN: INE363M01019

Sub: Investor Presentation for December 2024

Please find enclosed herewith Investor Presentation for December 2024 of Shemaroo Entertainment Limited for your information and records.

The same is also disseminated on the website of the Company i.e. www.shemarooent.com

Thanking you,

Yours faithfully,
For Shemaroo Entertainment Limited

.....
Pooja Sutradhar
Company Secretary & Compliance Officer
ICSI Membership No. A40807



60 YEARS OF
ENTERTAINING
INDIA

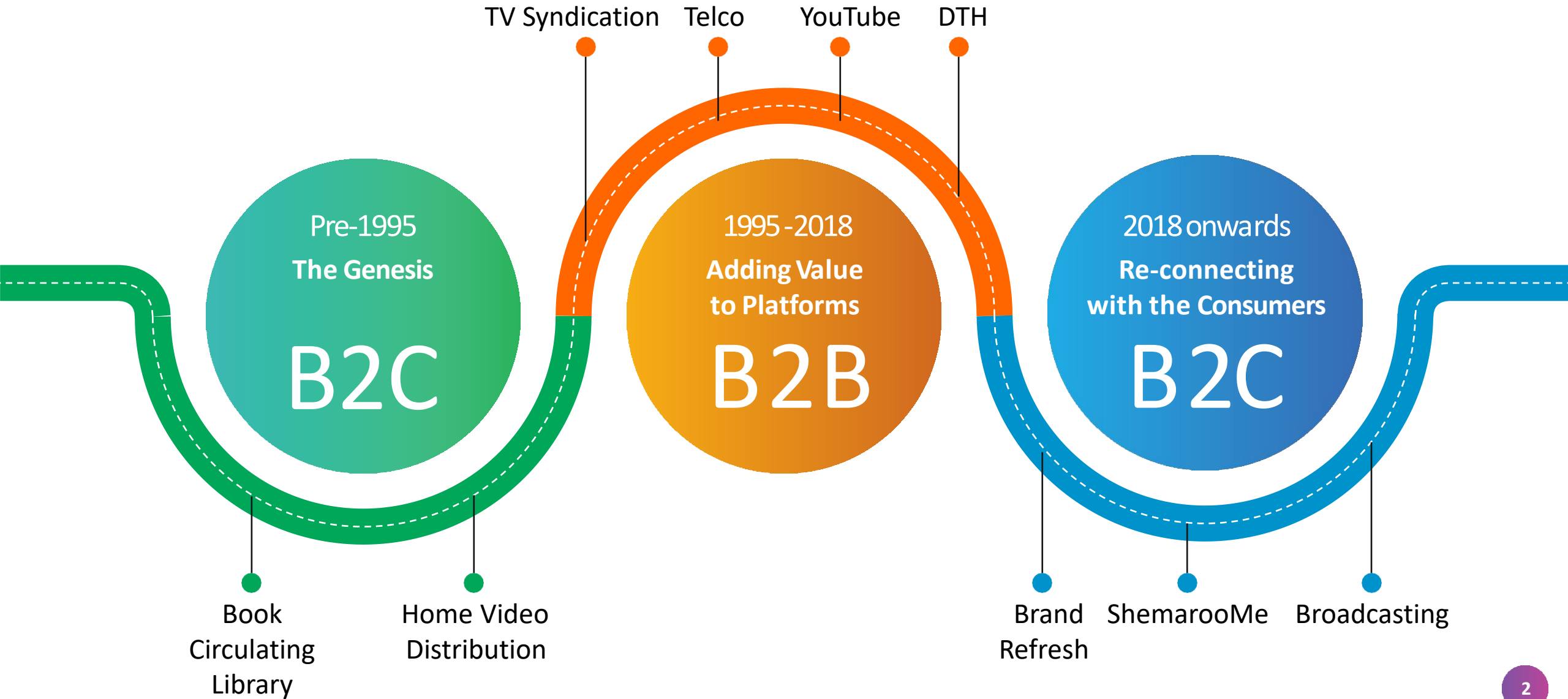
Shemaroo Entertainment Limited

INVESTOR PRESENTATION – DECEMBER 2024

Evolution of Shemaroo



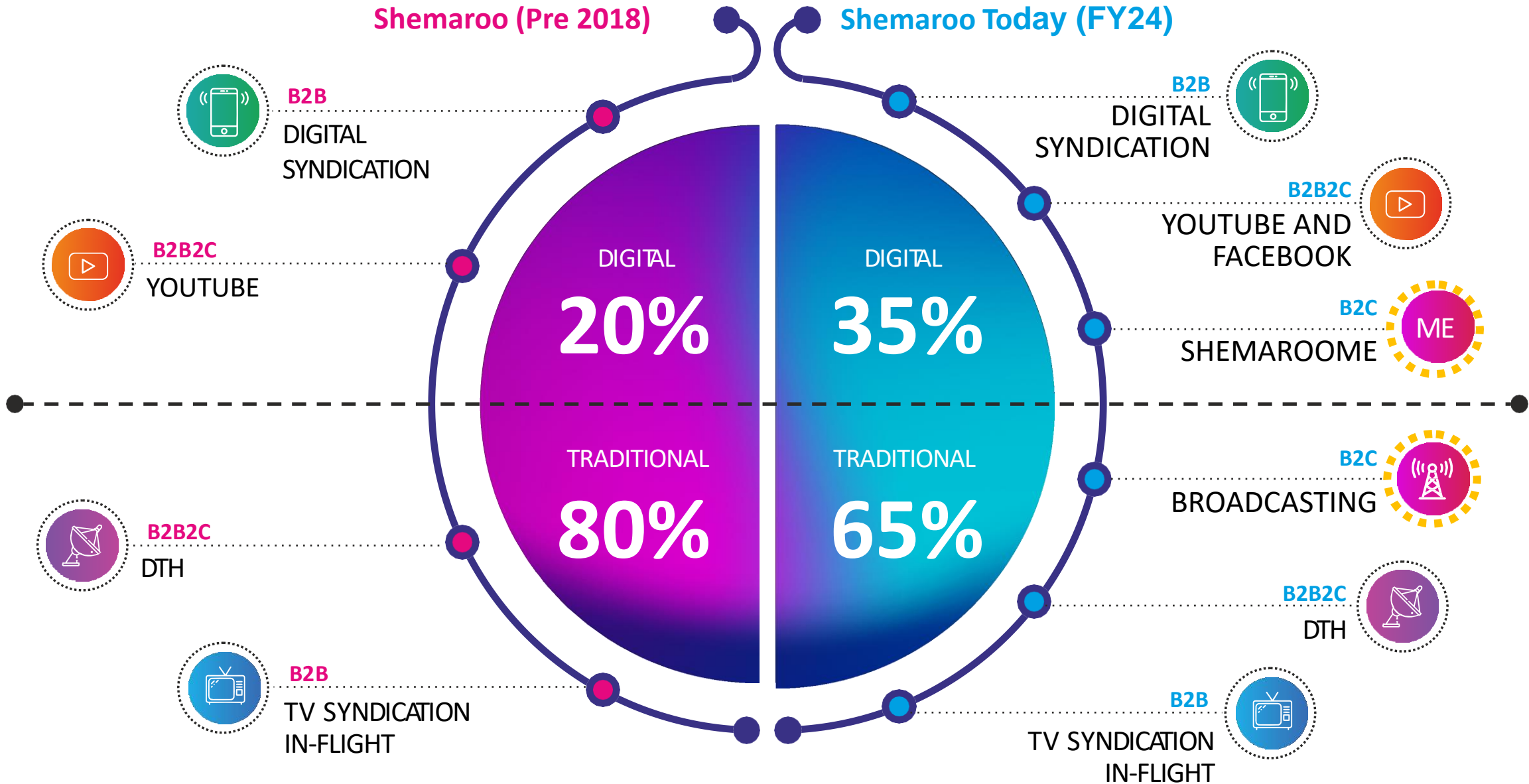
60 YEARS OF ENTERTAINING INDIA



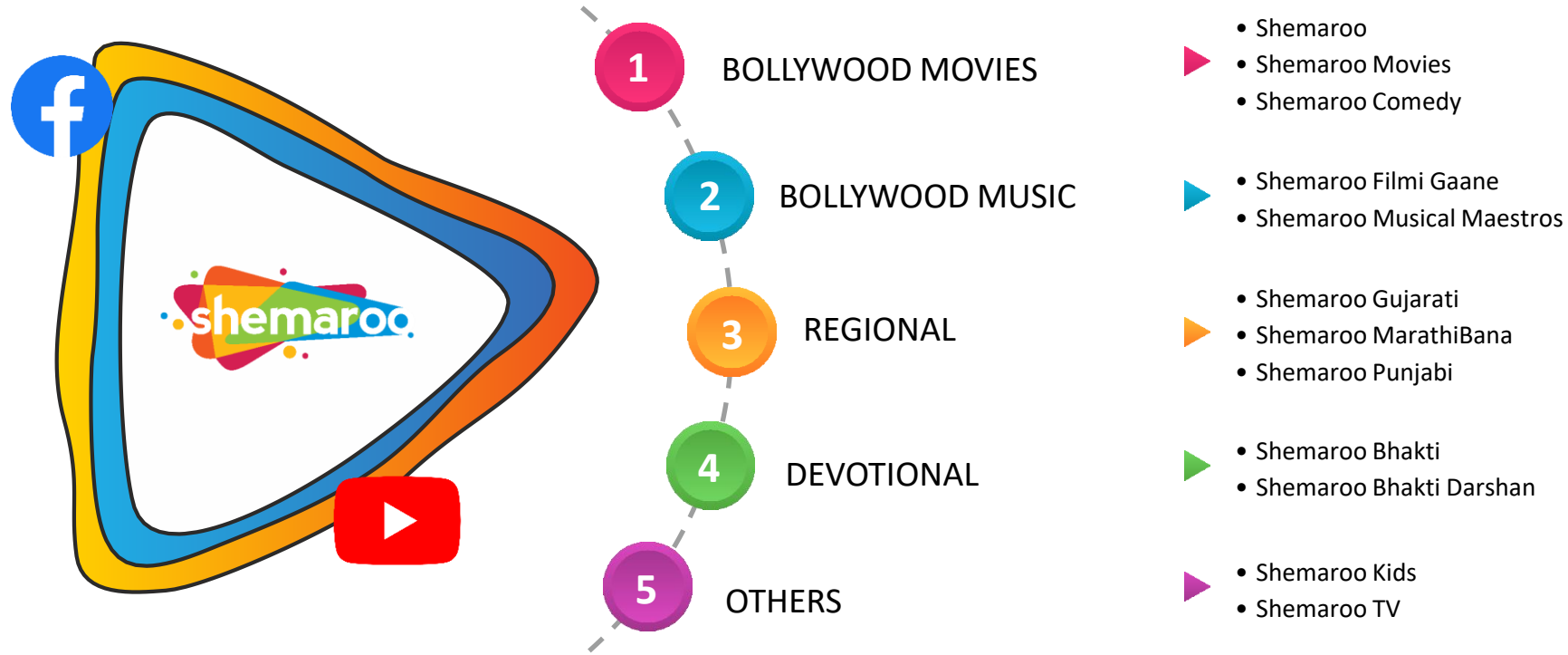
Shemaroo: At a Glance




60 YEARS OF ENTERTAINING INDIA



Large presence in the digital AVOD space through YouTube and Facebook



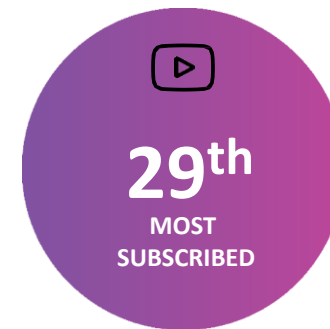
Diversified Presence



Views per day garnered



Cumulative Subscriber Base



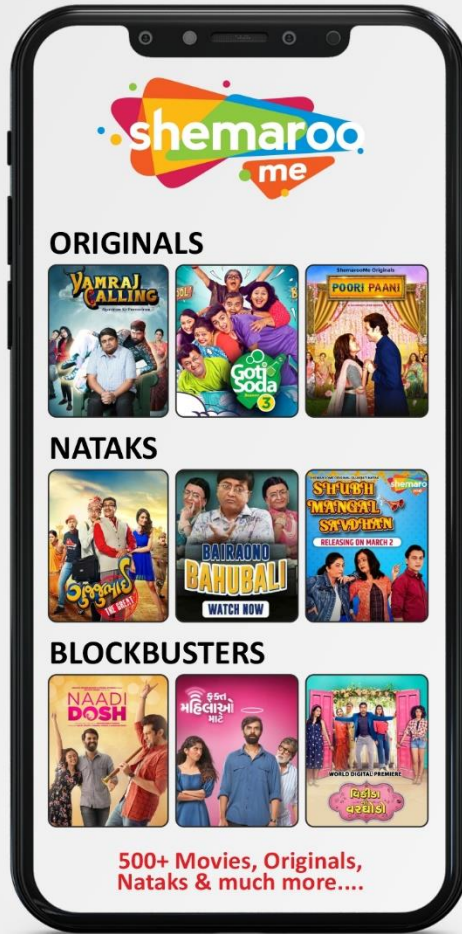
Channel in the world 'Shemaroo Filmi Gaane'

ShemarooMe is the leading OTT for Gujarati entertainment



60 YEARS OF ENTERTAINING INDIA

B2C



Launched ShemarooMe's Gujarati proposition in 2021, positioning it as a premier Gujarati-focused OTT service

CONTENT:

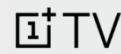
- Has an exciting mix of webseries, natak and movies including direct-to-OTT releases
- Offers one new fresh content piece every week
- Has more than 10 million downloads on Google Play Store

ADDRESSABLE MARKET:

- ~15 million Gujarati-speaking* internet households



App Available on:



*Gujarat, Mumbai, Rest of India and Rest of World

Growing presence in TV broadcasting with a portfolio of four channels



60 YEARS OF ENTERTAINING INDIA

B2C



Shemaroc TV is a Hindi GEC channel that offers a broad spectrum of shows of multiple genres



Shemaroc Umang, a Hindi GEC channel, offers a line up of light-hearted stories targeting the masses, specifically women



Shemaroc MarathiBana is the first regional channel under the Shemaroc umbrella



Chumbak TV is a Hindi entertainment channel that offers animations shows and comedy content targeting the young Indians

Hindi GEC Genre



Addressable advertising market for Hindi general entertainment channels (GEC) genre is INR 7,500-8,000 crore



Within three years of launch, our GECs have increased their viewership share from 2% to over 7.6% in the Hindi GEC genre*

Marathi Genre



Addressable advertising market for Marathi genre is INR 1,200-1,500 crore



Our Marathi channel has achieved a viewership share of ~6% in the Marathi genre (Pay GRPs)*

*As on Sep 2024
Source: Pitch Madison Advertising Report 2024

Built a portfolio of diverse original TV Shows



60 YEARS OF ENTERTAINING INDIA

B2C

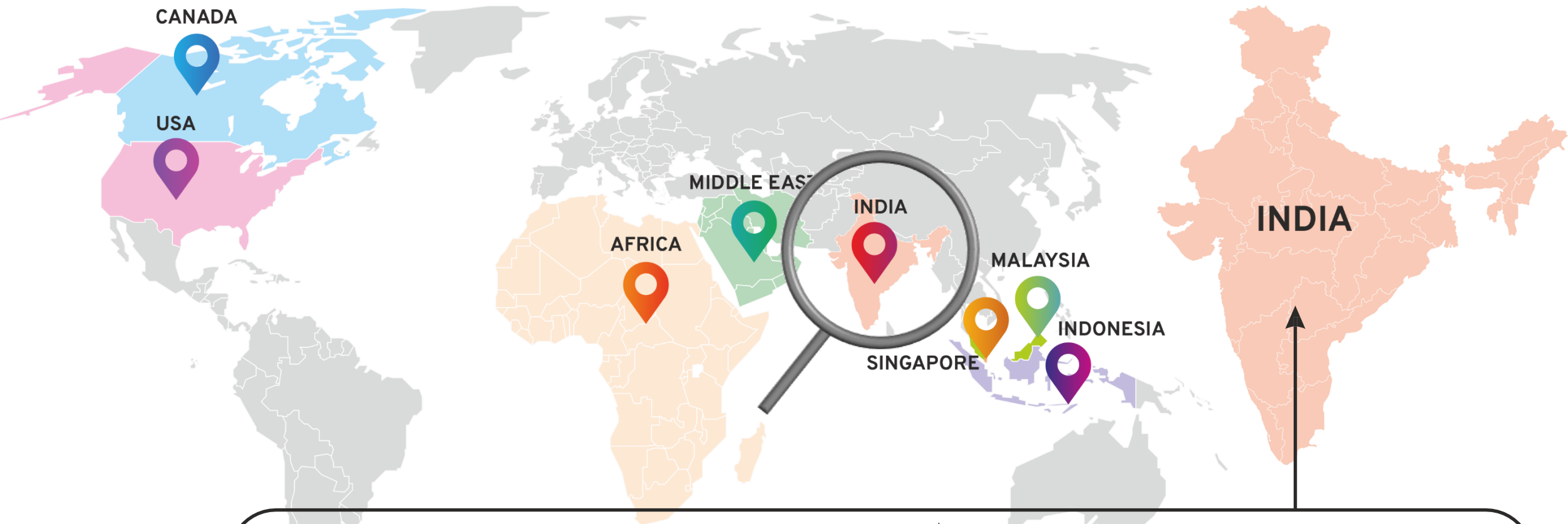


Content syndicated across most global media platforms



60 YEARS OF ENTERTAINING INDIA

B2B




TELEVISION SYNDICATION: ZEE, SONY ENTERTAINMENT TELEVISION, VIACOM 18, Disney, Star

DIGITAL SYNDICATION: JioTV, N, prime video

Taken great strides across multiple fronts on the path set out in 2018

1



DIGITAL BUSINESS RAMP-UP

Contribution of digital revenue to our topline increased from 27% in FY18 to 35% in FY24

2



BUILD TOWARDS A B2C COMPANY

Launched two B2C businesses – television channels and an OTT app

3



DERISKED BUSINESS MODEL

Significantly increased predictable revenue streams

4



PROFESSIONAL MANAGEMENT

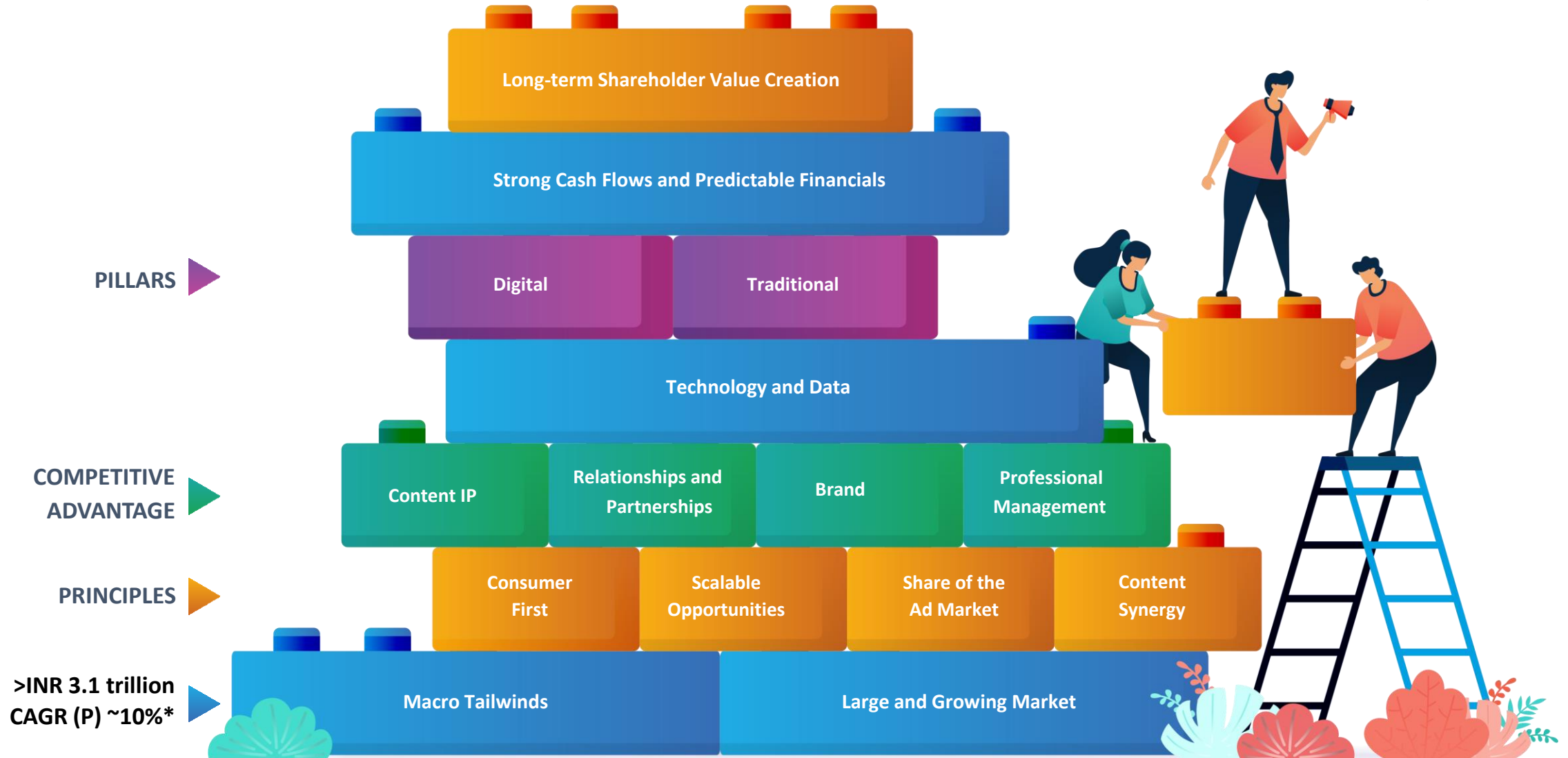
Built a strong leadership team of professionals from the industry



Strategy

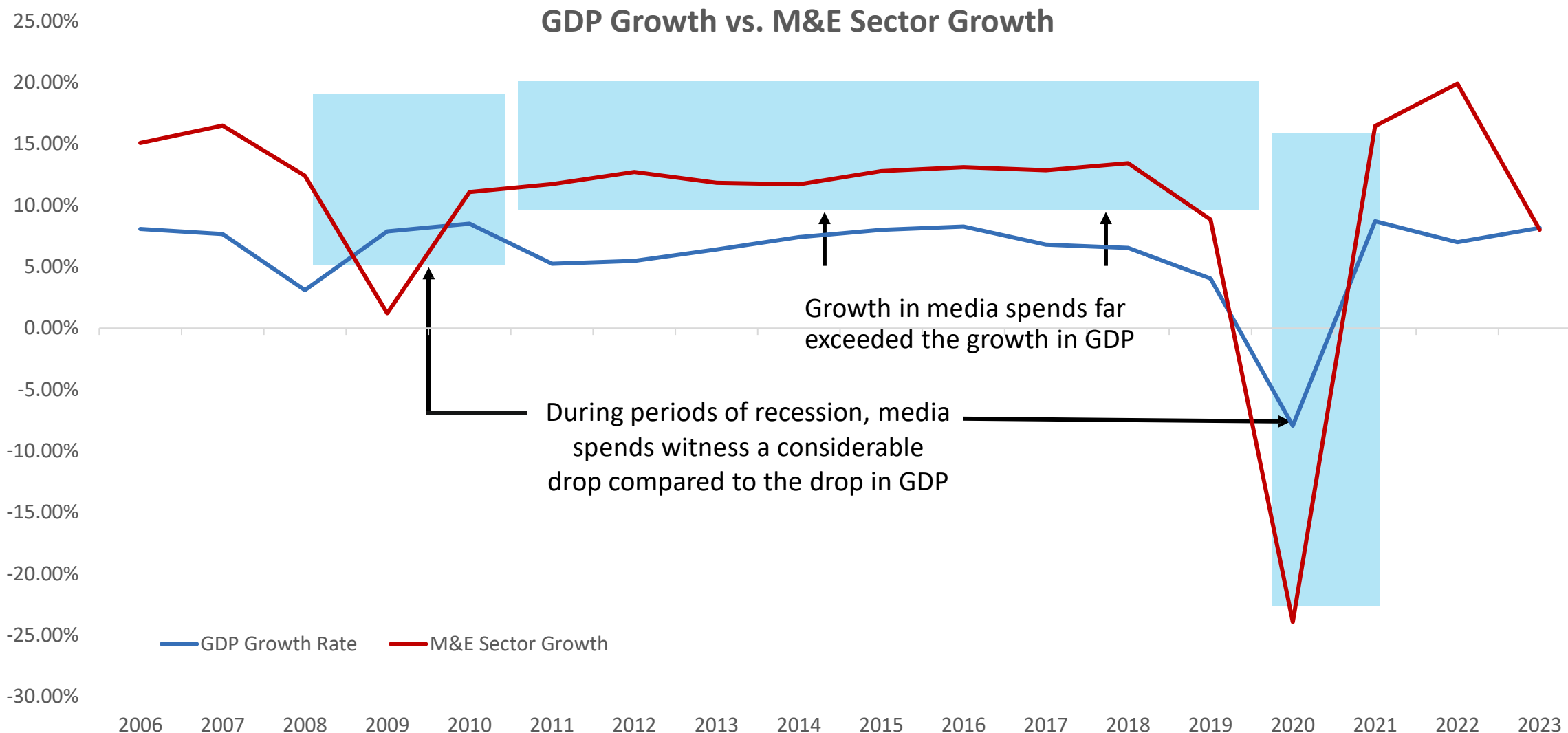
WAY FORWARD

All the building blocks are in place

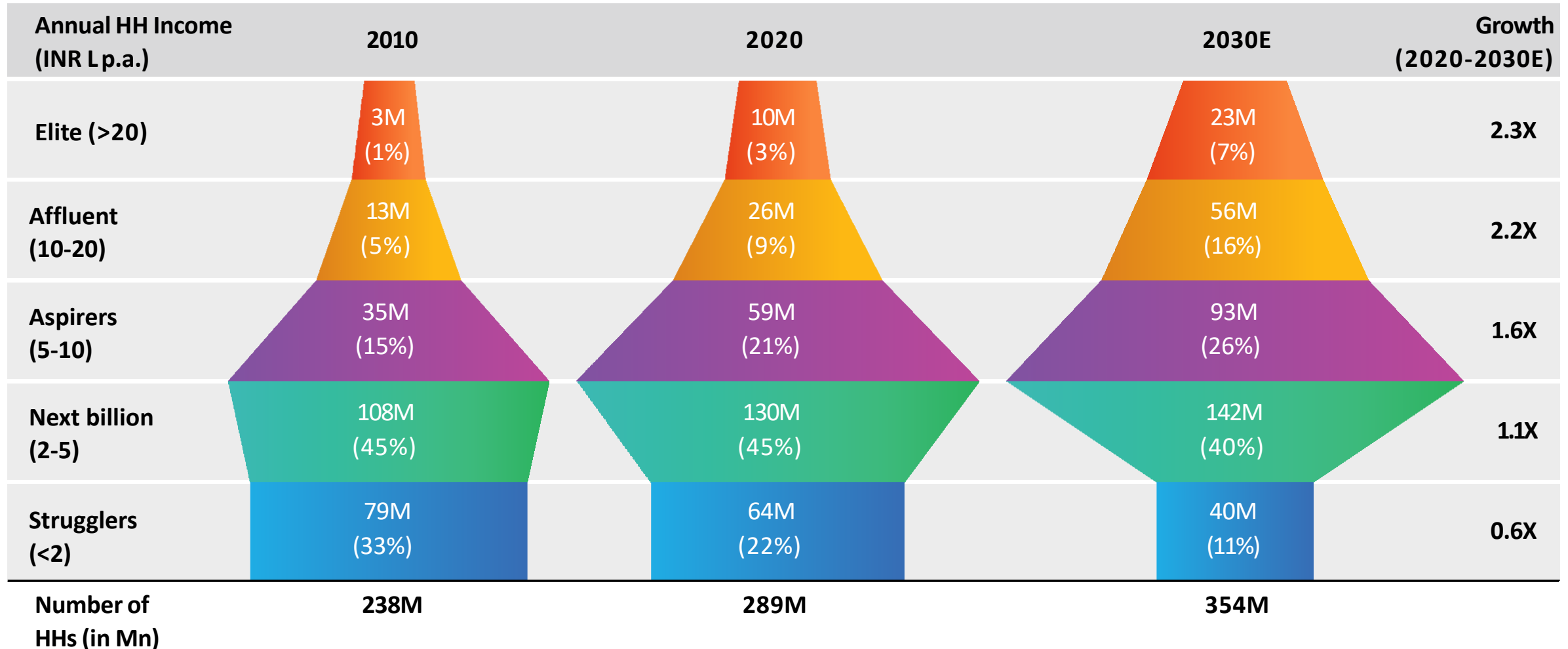


*Source: FICCI- EY; Market size for 2026; Growth 2023-26

Media spends largely tend to mirror GDP growth / degrowth



MACRO TAILWINDS: Growing middle-class will boost both advertising as well as subscription spends



LARGE AND GROWING MARKET: Laid the foundation to capitalize on the growth in both television and digital media



60 YEARS OF ENTERTAINING INDIA

CY 2023

CY2026E



Subscription

7,800



Advertising

57,600

Subscription

11,400

CAGR (2023-26): 13%



Advertising

84,200

CAGR (2023-26): 13%



More than 3/4ths of the advertising market in 2026



Subscription

39,900



Advertising

29,700

Subscription

43,500

CAGR (2023-26): 3%



Advertising

33,000

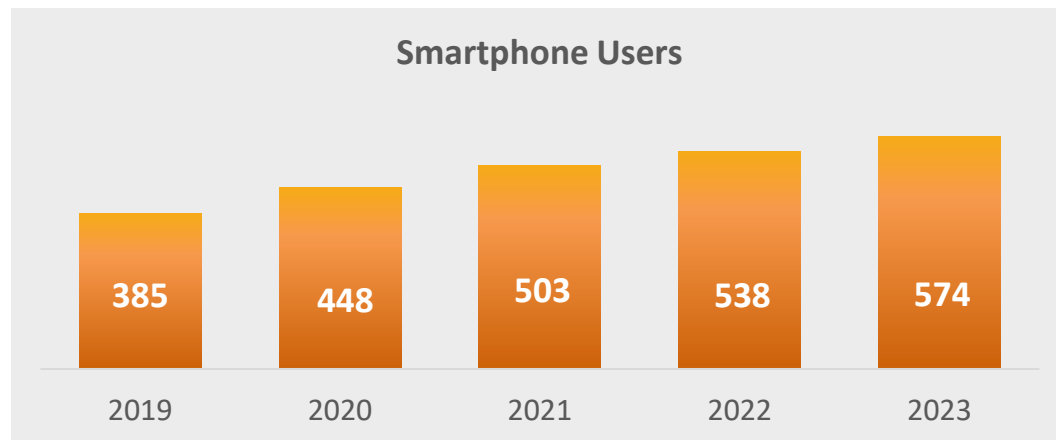
CAGR (2023-26): 4%



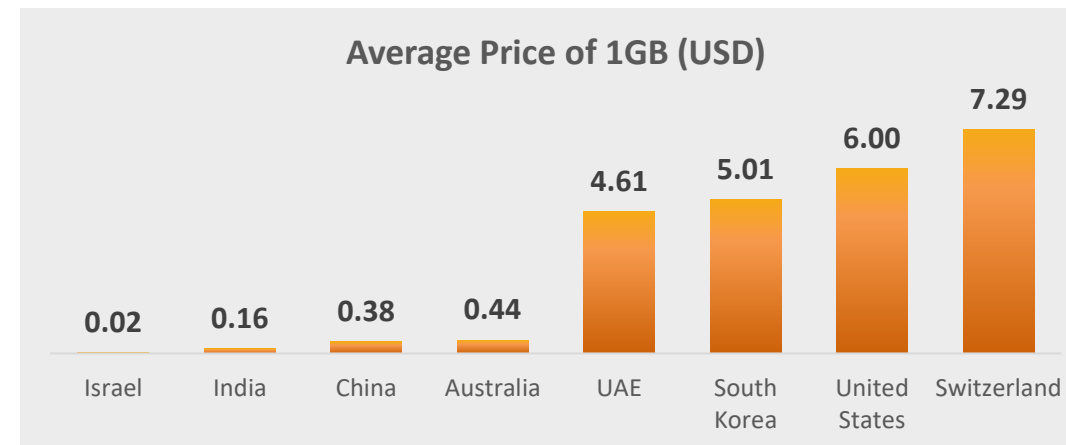
LARGE AND GROWING MARKET: Digital media will continue to grow on the back of a strong foundation of digital infrastructure and adoption



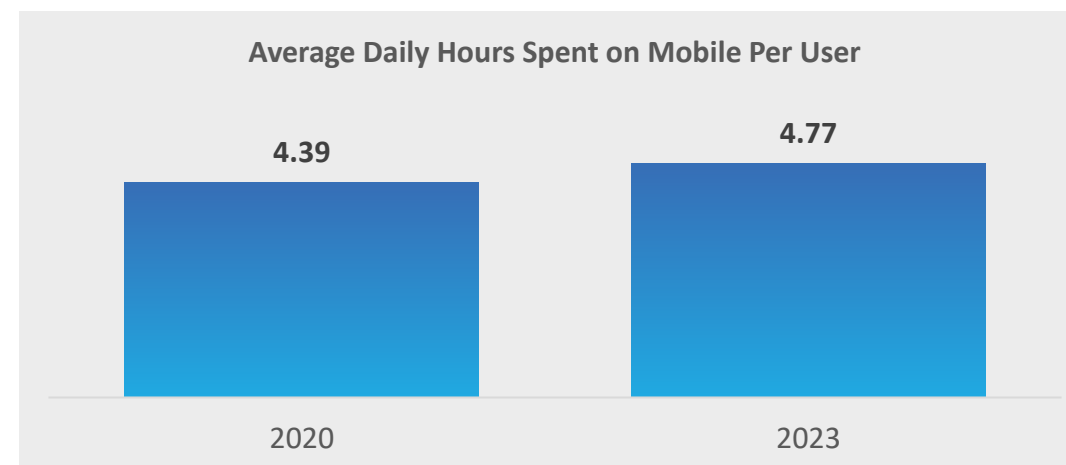
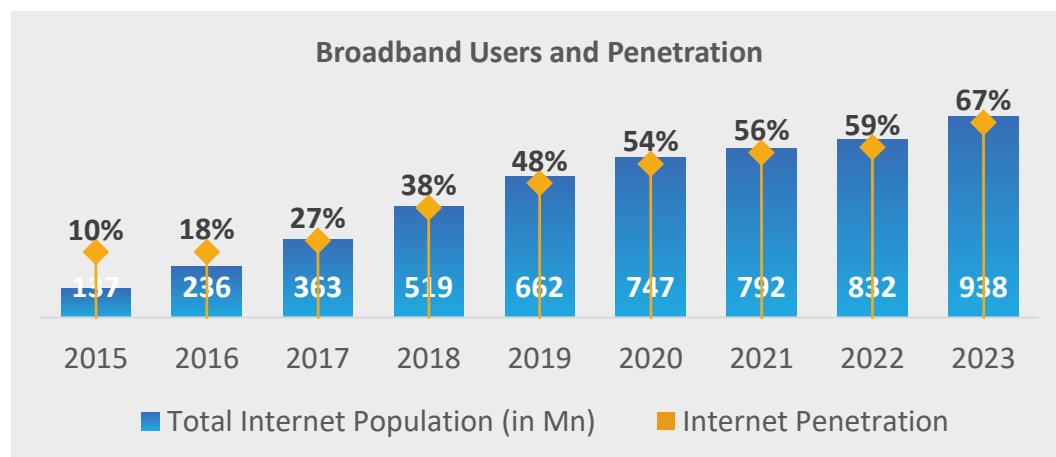
Affordable smartphones and cheap data prices



*Smartphone users as a % of total internet population



....have lead to an explosion in internet usage and given a boost to digital video consumption



LARGE AND GROWING MARKET: Despite being the largest and most mature segment in M&E, television still has headroom for growth



Headroom for Growth

TV Dark Houses



300 Mn



210 Mn



90 Mn

Rise in rural and middle class income, benefits of village electrification and drop in TV prices to drive further TV adoption

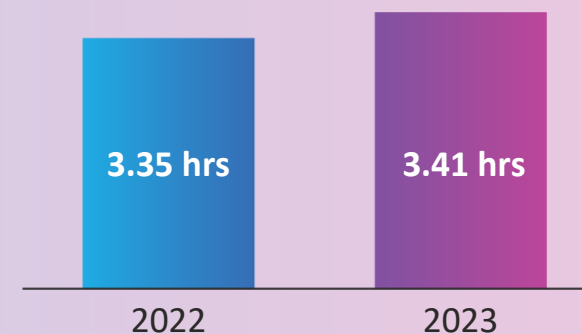
Price Arbitrage vs. Digital

| | Pay TV ARPU p.m. | Digital ARPU p.m. |
|-------------|---------------------|----------------------|
| USA | \$40-80 | \$8-12 |
| UK | \$25-40 | \$6-12 |
| Africa | \$15-20 | \$5-8 |
| Middle East | \$15-20 | \$5-12 |
| India | \$2-5 | \$3-8 |

TV continues to be **THE MOST ECONOMICAL** source of entertainment with viewers being spoilt for CHOICE at a low price point

Consumption Remains Strong

Average Time Spent (Weekly Average Viewing Minutes)



While Covid-19 led to a surge in consumption across digital screens and platforms, the TV consumption remained strong

PRINCIPLES: Foundation for our growth strategy



60 YEARS OF ENTERTAINING INDIA

1



Consumer First

Consumer behaviour to consumer experiences

2



Scalable Opportunities

Focus on largest and fastest growing opportunities in the M&E industry

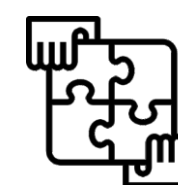
3



Share of the Advertising Market

Create and grow advertising-led platforms across television and digital

4




Content Synergies

Multiple platforms to monetize

COMPETITIVE ADVANTAGE:

Leveraging the strengths built over the years



TECHNOLOGY AND DATA:

Investing in strengthening digital capabilities



60 YEARS OF
ENTERTAINING
INDIA



**Digital Transformation at
Enterprise Level**



Data Analytics



**Early Adopters in
New-Age Tech**

DIGITAL: We have a clear three-pronged strategy for growing our digital businesses



60 YEARS OF ENTERTAINING INDIA



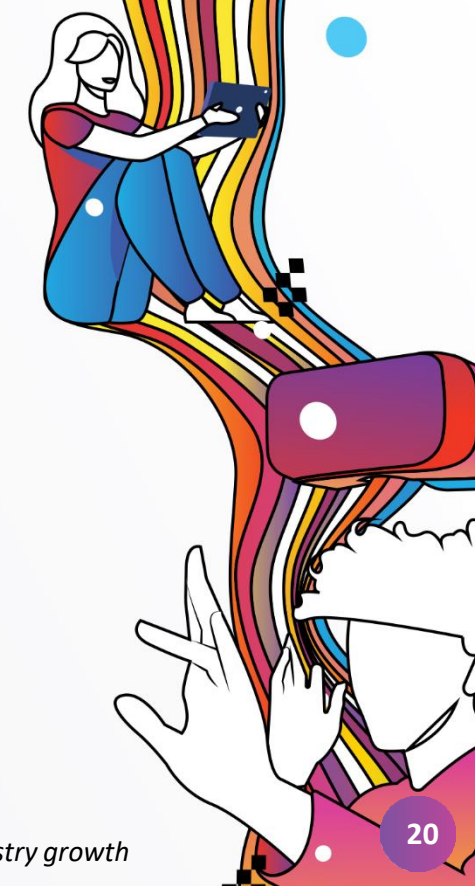
>60% of SEL digital revenue | 13% AVOD growth p.a.*

13% SVOD growth p.a.*

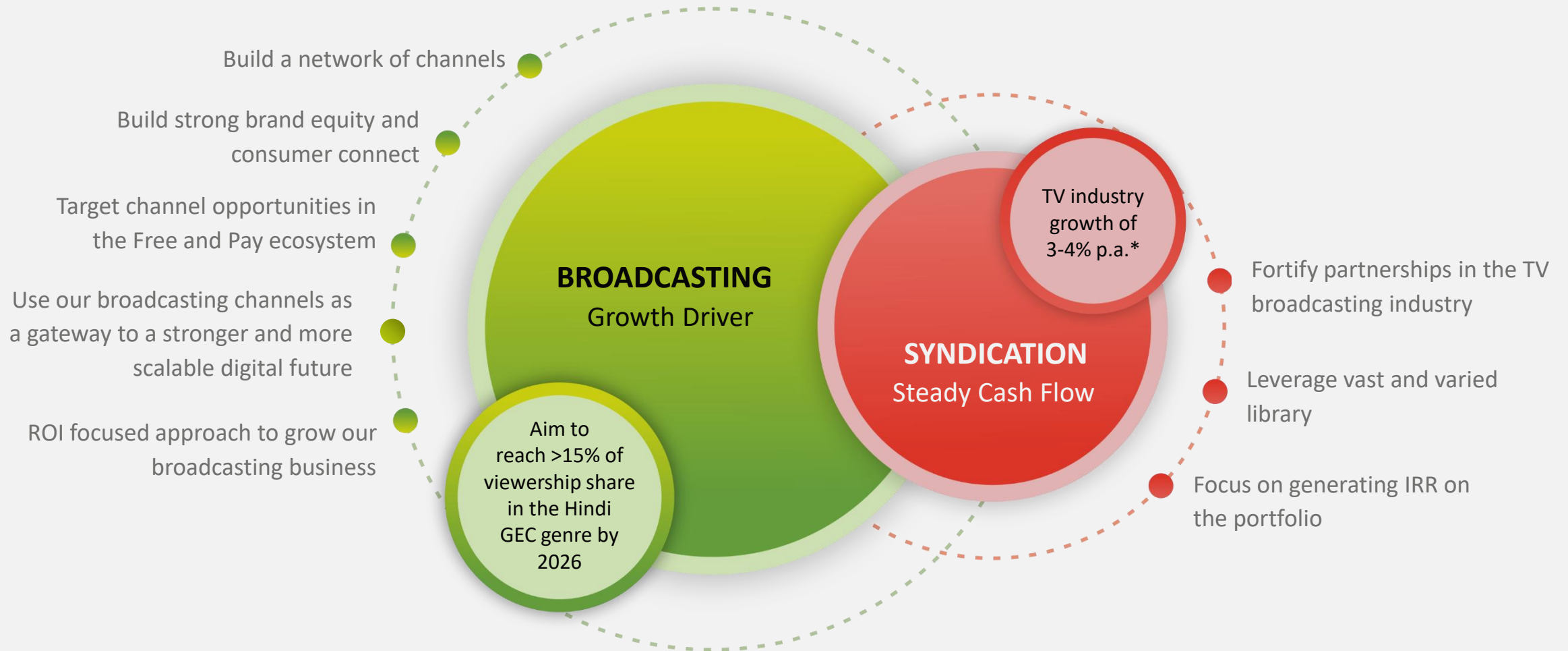
* Projected industry growth

DIGITAL

Leading the channels of future



TRADITIONAL: While broadcasting will be the growth driver, syndication will drive cash flows



* Projected growth

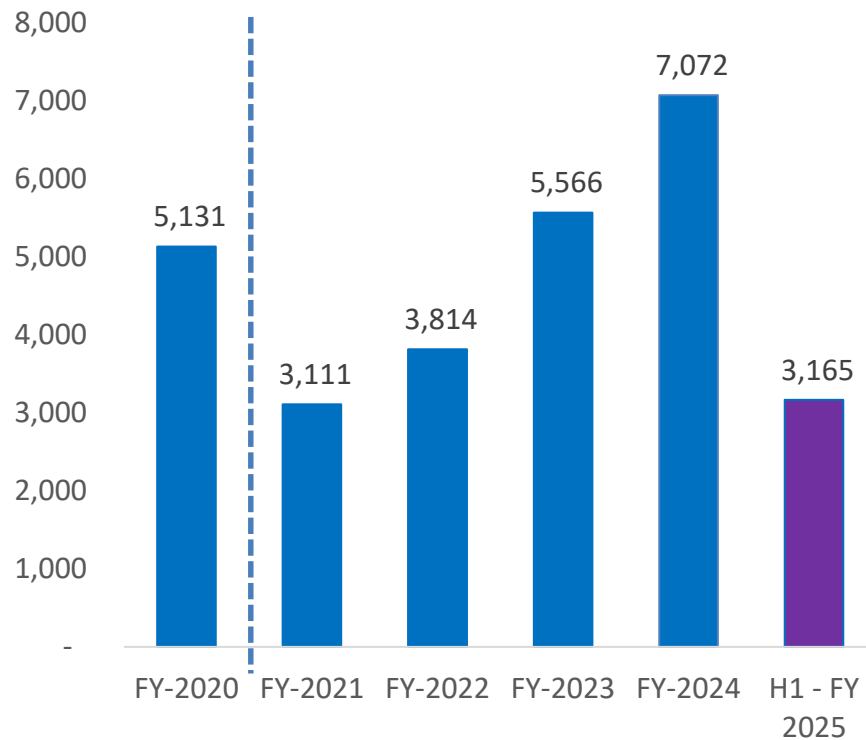
STRONG CASH FLOWS AND PREDICTABLE FINANCIALS



60 YEARS OF ENTERTAINING INDIA

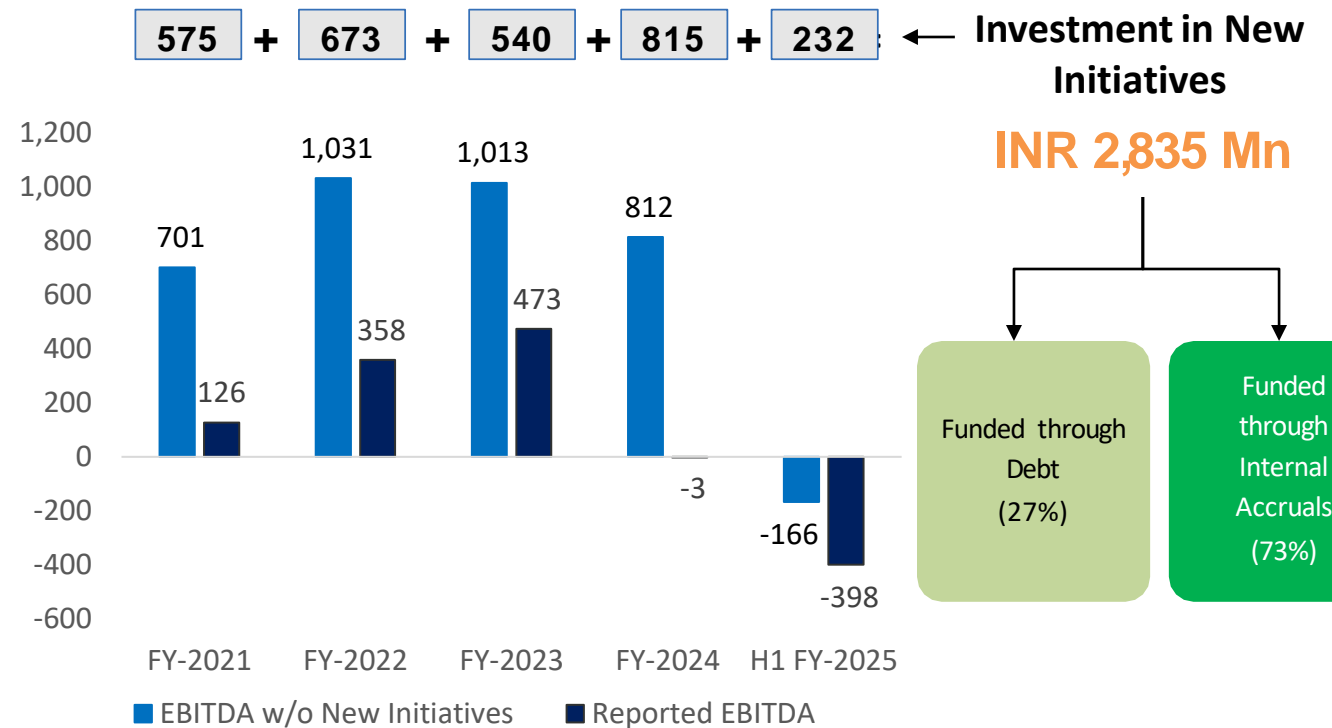
Shift in mix towards B2C has led to more predictable revenues

Operating Revenue (in INR Mn)

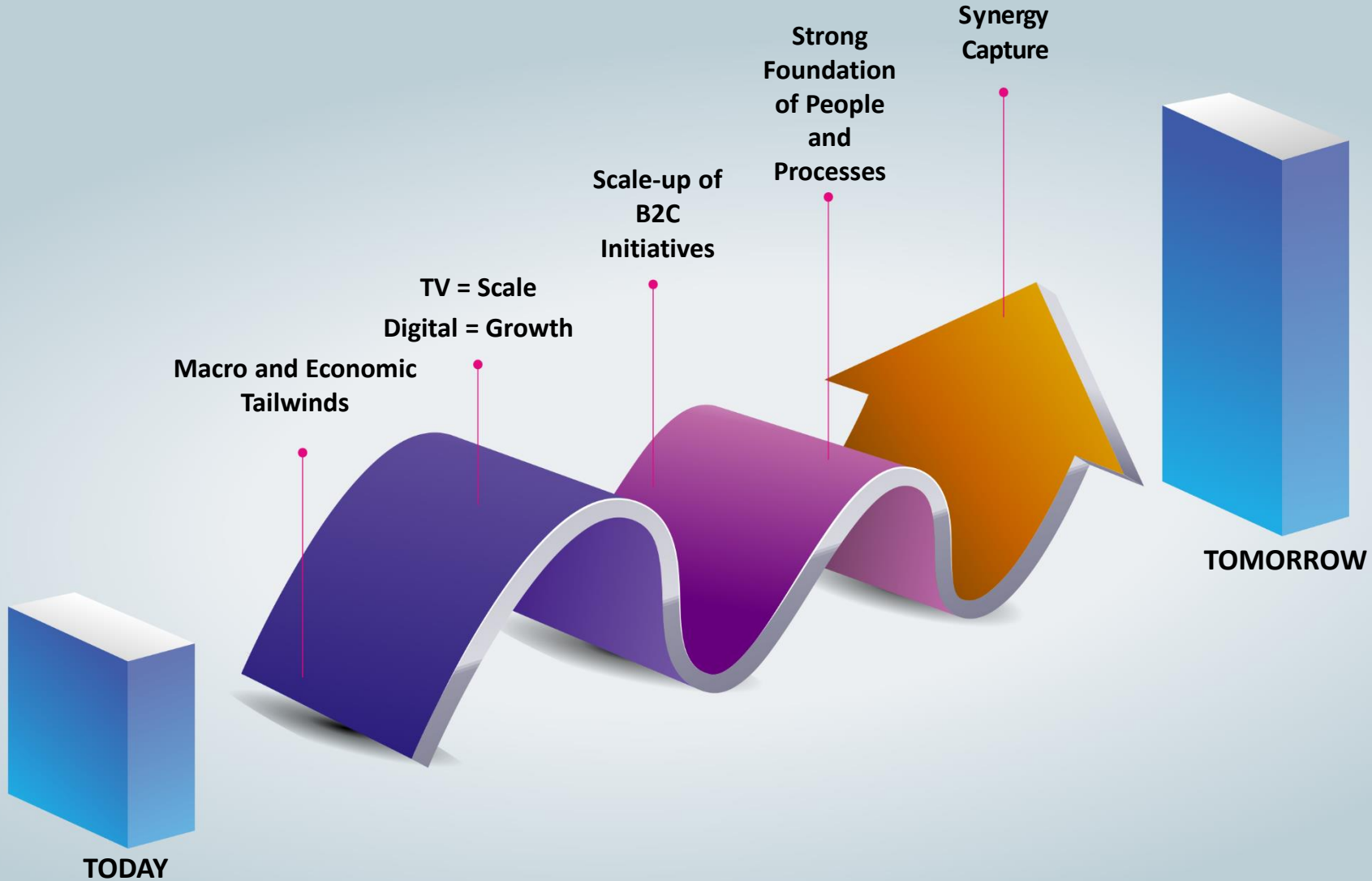


More than 70% of the investment in new initiatives FY2021 onwards has been funded through internal accruals

EBITDA (in INR Mn)



LEVERS FOR LONG-TERM VALUE CREATION



THANK YOU

