



STL GLOBAL LIMITED

Plot No. 207-208, Sector-58, Faridabad Haryana (INDIA)
Tel : 0129-4275900 - 4275930, Fax : 0129-4275999
E-mail : info@stl-global.com Website : www.stl-global.com
CIN : L51909DL1997PLC088667

Date: 30th May, 2023

From: **STL Global Limited**
Scrip Code: **SGL**

To
The Listing Compliance Department,
National Stock Exchange of India Limited,
Exchange Plaza, C-1, Block-G,
Bandra Kurla Complex, Bandra (East),
Mumbai – 400 051, MH

Sub: **Submission of Outcome of the Board Meeting and Audited Financial Results along with Auditor's Report and declaration for Audit Report with Unmodified Opinion for the quarter and financial year ended on March 31, 2023**

Dear Sir/Madam,

With reference to above captioned subject, we hereby inform the Stock Exchange that in the Meeting of the Board of Directors of the Company held on Tuesday the 30th day of May, 2023 at 11:00 A.M. at the Corporate Office of the Company at Plot No.207-208, Sector-58, Faridabad, Haryana-121004, the Board has:



1. Approved and adopted the Audited Financial Results of the Company as per Schedule III of the Companies Act, 2013 and Regulation 33 of SEBI (Listing Obligations & Disclosure Requirements) Regulations, 2015 as amended from time to time for the quarter and financial year ended on March 31, 2023.
2. Approved and adopted the Statement of Assets & Liabilities and Cash Flow Statement for the quarter and financial year ended on March 31, 2023.
3. Approved and adopted the Auditor's Report and declaration for Audit Report with Unmodified Opinion for the quarter and financial year ended on March 31, 2023.
4. Approved and adopted the increment in the remuneration of Mr. Sanjiv Kumar Agarwal, Whole Time Director of the Company for his remaining term with in a limit as specified by the Companies Act, 2013 and rules made thereunder as amended from time to time subject to the ratification in the forthcoming Annual General Meeting of the Company.

The meeting of the Board of Directors concluded at 02:00 P.M.

Kindly take the above information on your record and acknowledge receipt of the same.

Thanking you,

Yours truly,
For **STL GLOBAL LIMITED**



Sanjiv Kumar Agarwal
Whole Time Director
DIN: 00227251

Encl:

(i) Audited Financial Results along with Statement of Assets and Liabilities and Cash Flow Statement for the quarter and financial year ended on March 31, 2023

~~(ii) Auditor's Report for the quarter and financial year ended on March 31, 2023~~

Regd. Office: Unit No. 111, Block No. 11, IIT Complex, Ishwar Nagar, New Delhi - 110065

STL GLOBAL LIMITED

CIN: L51909DL1997PLC088667

Regd. Off. Unit No.111, Block No.1, First Floor, Tribhuvan Complex, Ishwar Nagar, New Delhi-110065

STATEMENT OF AUDITED FINANCIAL RESULTS FOR THE QUARTER AND YEAR ENDED ON 31st March,2023

PART I		(Rs. in lakhs)				
Sl. No.	Particulars	Quarter Ended			Year Ended	
		31.03.2023 (Audited)	31.12.2022 (Unaudited)	31.03.2022 (Audited)	31.03.2023 (Audited)	31.03.2022 (Audited)
I	Revenue from Operations	2,026.58	2,562.57	2,972.68	10,063.06	12,041.10
II	Other Income	17.85	-	21.73	22.29	93.39
III	Total Revenue (net) (I+II)	2,044.43	2,562.57	2,994.41	10,085.36	12,134.48
IV	Expenses :					
	a) Cost of materials consumed	1,243.87	1,690.77	1,793.16	6,607.50	8,107.66
	b) Changes in inventories of finished goods, work-in-progress and stock-in-trade	149.63	(14.52)	0.98	105.59	(69.91)
	c) Employee benefits expenses	164.23	169.89	215.64	672.09	706.32
	d) Finance costs	16.78	13.59	23.56	66.36	78.32
	e) Depreciation and amortisation expense	40.45	41.67	36.32	158.02	124.15
	f) Power & fuel	285.77	470.46	533.26	1,633.36	1,734.35
	g) Other Expenditure	129.41	269.81	340.26	810.65	1,153.05
	Total Expenses	2,030.14	2,641.67	2,943.18	10,053.57	11,833.94
V	Profit/(Loss) before Exceptional Items and tax (III-IV)	14.29	(79.10)	51.23	31.79	300.54
VI	Exceptional Items - Expenses/ (Income)	-	-	-	-	-
VII	Profit/(Loss) before tax (V-VI)	14.29	(79.10)	51.23	31.79	300.54
VIII	Less: Tax Expense					
	(1) Current tax with Tax adjustment for earlier	2.04	(13.21)	(3.51)	4.96	18.99
	(2) Deferred tax	5.22	(3.68)	(68.75)	4.92	(68.75)
IX	Profit/(Loss) after tax (VII-VIII)	7.03	(62.21)	123.49	21.91	350.30
X	Other Comprehensive Income (Loss)	-	-	-	-	-
A	(i) Items that will not be re-classified to profit or loss	-	-	-	-	-
	(ii) Income tax relating to items that will not be re-classified to profit or loss	-	-	-	-	-
XI	Total comprehensive Income For the period	7.03	(62.21)	123.49	21.91	350.30
XII	Earning/(Loss) Per Equity Share (of Rs. 10/-each)					
	(a) Basic EPS (not annualised)	0.03	(0.23)	0.46	0.08	1.30
	(b) Diluted EPS (not annualised)	0.03	(0.23)	0.46	0.08	1.30


Notes:

- The standalone audited financial results of the Company for the quarter and year ended on 31st March, 2023 have been reviewed by the Audit committee and taken on record and approved by the Board of Directors at the meeting held on Tuesday i.e. 30th May, 2023.
- The statement has been prepared in accordance with the Companies (Indian Accounting Standard) Rules, 2015 (Ind AS) prescribed under section 133 of the Companies Act, 2013 and other recognised accounting practices and policies to the extent applicable.
- The figure for the quarter ended March 31,2023 and March 31,2022 are the balancing figure between the audited figures in respect of the full financial year and published un-audited year to date figures upto the third quarter of the respective financial year.
- Previous year/period figures have been re-grouped or re-arranged, wherever considered necessary to make them comparable with current period figures.
- Paid up equity shares Capital includes of 26990915 fully paid up shares and 461765 partly paid up Equity Shares @Rs.5/each. The EPS has been calculated on fully paid-up equity shares.
- The Company is engaged primarily in textile Business and has only one reportable segment in terms of the AS 108- Operation segment,

Place: Faridabad
Dated: 30.05.2023

For and on behalf of the Board of Directors

Sanjiv Kumar Agarwal
Sanjiv Kumar Agarwal
Director



STL GLOBAL LIMITED


STATEMENT OF ASSETS & LIABILITIES as at 31st March, 2023

(Rs. in Lakhs)

Sl. No.	Particulars	Year Ended 31.03.2023 (Audited)	Year Ended 31.03.2022 (Audited)
I	ASSETS		
1	Non-current assets		
	Property, plant and equipment	1,895.68	1,905.71
	Financial assets		
	- other financial Assets	87.30	72.83
	Deferred Tax Assets	63.82	68.75
	Other Non- current assets	345.37	466.45
	Total Non-current Assets	2,392.18	2,513.74
2	Current assets		
	(b) Inventories	991.20	1,439.63
	(b) Financial assets		
	- Trade receivables	2,902.34	4,147.99
	- Cash and cash equivalents	9.97	13.83
	- Other financial assets	0.91	0.86
	(c) Other Current assets	354.48	107.36
	Total Assets	4,258.90	5,709.67
	TOTAL ASSETS	6,651.08	8,223.41
II	EQUITY AND LIABILITIES		
1	Equity		
	(a) Equity share capital	2,722.18	2,722.18
	(b) Other equity	223.85	201.94
	Total Equity	2,946.03	2,924.12
2	Non-current liabilities		
	(a) Financial liabilities		
	-Borrowings	1,322.30	2,227.50
	(b) Other Non- current liabilities	89.65	92.02
	Sub-total - Non-current liabilities	1,411.95	2,319.52
3	Current liabilities		
	(a) Financial liabilities		
	- Borrowings	537.00	1,050.0
	- Trade payables	1,659.17	1,782.15
	(b) Other current liabilities	79.92	117.37
	(c) Provisions	17.00	30.25
	Sub-total - Current liabilities	2,293.09	2,979.77
	TOTAL - EQUITY AND LIABILITIES	6,651.07	8,223.41

Place: Faridabad
Dated: 30.05.2023

For and on behalf of the Board of Directors


Sanjiv Kumar Agarwal
Director




STL GLOBAL LIMITED
AUDITED STANDALONE CASHFLOW STATEMENT FOR THE YEAR ENDED 31st MARCH-2023

(Rs. in Lakhs)

Particulars	Year Ended 31.03.2023	Year Ended 31.03.2022
	Audited	Audited
A. Cash flow from operating activities		
Profit before tax	31.79	300.54
Adjustments for:		
Depreciation and amortization	158.02	124.15
Interest and other Income	(20.28)	(20.64)
(Profit) / loss on sale of property, plant and equipment (net)	0.46	16.87
Financial costs	66.36	78.32
Allowance for doubtful debt and advances	14.68	6.15
Provision for employee Benefit	(2.37)	39.29
Operating profit before working capital changes	248.68	544.67
Adjusted For :		
(Increase)/ Decrease in Inventories	448.44	(535.02)
(Increase)/ Decrease in Trade Receivable	1230.97	1465.61
(Increase)/ Decrease in other financial Assets	(0.05)	3.78
(Increase/Decrease in other current Assets	(247.13)	60.16
(Increase/Decrease in other Non current Assets	121.08	(137.09)
Movement in Non Current Other Financial Assets	(14.47)	(1.36)
Increase/(Decrease) in short term Borrowings	(513.00)	200.00
Increase/(Decrease) in Trade Payable	(122.98)	544.37
Increase/(Decrease) in Other Current Liabilities	(37.45)	(77.50)
Increase/(Decrease) in Provisions	0.78	2.15
Cash generated from Operations	1114.87	2069.77
Net income tax (paid) / refunds	18.99	0.00
Net cash flow from / (used in) operating activities (A)	1095.88	2069.77
B. Cash flow from investing activities		
Purchase of property, plant and equipment	(156.46)	(262.48)
Proceeds from sale of Investment	0.00	99.46
Proceeds from sale of property, plant and equipment	8.00	7.50
Interest received	20.28	20.64
Net cash flow from / (used in) investing activities (B)	(128.18)	(134.88)
C. Cash flow from financing activities		
Movement in long-term borrowings	(905.20)	(1983.81)
Finance cost	(66.36)	(78.32)
Net cash flow from / (used in) financing activities (C)	(971.56)	(2062.13)
Net increase / (decrease) in Cash and cash equivalents (A+B+C)	(3.86)	(127.23)
Cash and cash equivalents at the beginning of the year	13.83	141.06
Cash and cash equivalents at the end of the year	9.97	13.83

Place: Faridabad
Dated: 30.05.2023

For and on behalf of the Board of Directors


Sanjiv Kumar Agarwal
Director



STL GLOBAL LIMITED

CIN: L51909DL1997PLC088667

Regd. Off. Unit No.111, Block No.1, First Floor, Tribhuvan Complex, Ishwar Nagar, New Delhi-110065

STATEMENT OF AUDITED FINANCIAL RESULTS FOR THE QUARTER AND YEAR ENDED ON 31st March,2023

PART I		(Rs. in lakhs)				
Sl. No.	Particulars	Quarter Ended			Year Ended	
		31.03.2023	31.12.2022	31.03.2022	31.03.2023	31.03.2022
		(Audited)	(Unaudited)	(Audited)	(Audited)	(Audited)
I	Revenue from Operations	2,026.58	2,562.57	2,972.68	10,063.06	12,041.10
II	Other Income	17.85	-	21.73	22.29	93.39
III	Total Revenue (net)(I+II)	2,044.43	2,562.57	2,994.41	10,085.36	12,134.48
IV	Expenses :					
	a) Cost of materials consumed	1,243.87	1,690.77	1,793.16	6,607.50	8,107.66
	b) Changes in inventories of finished goods, work-in-progress and stock-in-trade	149.63	(14.52)	0.98	105.59	(69.91)
	c) Employee benefits expenses	164.23	169.89	215.64	672.09	706.32
	d) Finance costs	16.78	13.59	23.56	66.36	78.32
	e) Depreciation and amortisation expense	40.45	41.67	36.32	158.02	124.15
	f) Power & fuel	285.77	470.46	533.26	1,633.36	1,734.35
	g) Other Expenditure	129.41	269.81	340.26	810.65	1,153.05
	Total Expenses	2,030.14	2,641.67	2,943.18	10,053.57	11,833.94
V	Profit/(Loss) before Exceptional Items and tax (III-	14.29	(79.10)	51.23	31.79	300.54
VI	Exceptional Items - Expenses/ (Income)	-	-	-	-	-
VII	Profit/(Loss) before tax (V-VI)	14.29	(79.10)	51.23	31.79	300.54
VIII	Less: Tax Expense					
	(1) Current tax with Tax adjustment for earlier	2.04	(13.21)	(3.51)	4.96	18.99
	(2) Deferred tax	5.22	(3.68)	(68.75)	4.92	(68.75)
IX	Profit/(Loss) after tax (VII-VIII)	7.03	(62.21)	123.49	21.91	350.30
X	Other Comprehensive Income (Loss)	-	-	-	-	-
A	(i) Items that will not be re-classified to profit or	-	-	-	-	-
	(ii) Income tax relating to items that will not be re-classified to profit or loss	-	-	-	-	-
XI	Total comprehensive Income For the period	7.03	(62.21)	123.49	21.91	350.30
XII	Earning/(Loss) Per Equity Share (of Rs. 10/-each)					
	(a) Basic EPS (not annualised)	0.03	(0.23)	0.46	0.08	1.30
	(b) Diluted EPS (not annualised)	0.03	(0.23)	0.46	0.08	1.30

Notes:

1. The standalone audited financial results of the Company for the quarter and year ended on 31st March, 2023 have been reviewed by the Audit committee and taken on record and approved by the Board of Directors at the meeting held on Tuesday i.e. 30th May, 2023.
2. The statement has been prepared in accordance with the Companies (Indian Accounting Standard) Rules, 2015 (Ind AS) prescribed under section 133 of the Companies Act, 2013 and other recognised accounting practices and policies to the extent applicable.
3. The figure for the quarter ended March 31,2023 and March 31,2022 are the balancing figure between the audited figures in respect of the full financial year and published un-audited year to date figures upto the third quarter of the respective financial year.
4. Previous year/period figures have been re-grouped or re-arranged, wherever considered necessary to make them Comparable with current period figures.
5. Paid up equity shares Capital includes of 26990915 fully paid up shares and 461765 partly paid up Equity Shares @Rs.5/each. The EPS has been calculated on fully paid-up equity shares.
6. The Company is engaged primarily in textile Business and has only one reportable segment in terms of the AS 108- Operation segment,

Place: Faridabad

Dated: 30.05.2023

For and on behalf of the Board of Directors

Sanjiv Kumar Agarwal
Director

STL GLOBAL LIMITED
STATEMENT OF ASSETS & LIABILITIES as at 31st March, 2023

(Rs. in Lakhs)

Sl. No.	Particulars	Year Ended 31.03.2023 (Audited)	Year Ended 31.03.2022 (Audited)
I	ASSETS		
1	Non-current assets		
	Property, plant and equipment	1,895.68	1,905.71
	Financial assets		
	- other financial Assets	87.30	72.83
	Deferred Tax Assets	63.82	68.75
	Other Non- current assets	345.37	466.45
	Total Non-current Assets	2,392.18	2,513.74
2	Current assets		
	(b) Inventories	991.20	1,439.63
	(b) Financial assets		
	- Trade receivables	2,902.34	4,147.99
	- Cash and cash equivalents	9.97	13.83
	- Other financial assets	0.91	0.86
	(c) Other Current assets	354.48	107.36
	Total Assets	4,258.90	5,709.67
	TOTAL ASSETS	6,651.08	8,223.41
II	EQUITY AND LIABILITIES		
1	Equity		
	(a) Equity share capital	2,722.18	2,722.18
	(b) Other equity	223.85	201.94
	Total Equity	2,946.03	2,924.12
2	Non-current liabilities		
	(a) Financial liabilities		
	-Borrowings	1,322.30	2,227.50
	(b) Other Non- current liabilities	89.65	92.02
	Sub-total - Non-current liabilities	1,411.95	2,319.52
3	Current liabilities		
	(a) Financial liabilities		
	- Borrowings	537.00	1,050.0
	- Trade payables	1,659.17	1,782.15
	(b) Other current liabilities	79.92	117.37
	(c) Provisions	17.00	30.25
	Sub-total - Current liabilities	2,293.09	2,979.77
	TOTAL - EQUITY AND LIABILITIES	6,651.07	8,223.41

Place: Faridabad
Dated: 30.05.2023

For and on behalf of the Board of Directors

Sanjiv Kumar Agarwal
Director

STL GLOBAL LIMITED**AUDITED STANDALONE CASHFLOW STATEMENT FOR THE YEAR ENDED 31st MARCH-2023****(Rs. in Lakhs)**

Particulars	Year Ended 31.03.2023	Year Ended 31.03.2022
	Audited	Audited
A. Cash flow from operating activities		
Profit before tax	31.79	300.54
<u>Adjustments for:</u>		
Depreciation and amortization	158.02	124.15
Interest and other Income	(20.28)	(20.64)
(Profit) / loss on sale of property,plant and equipment (net)	0.46	16.87
Financial costs	66.36	78.32
Allowance for doubtful debt and advances	14.68	6.15
Provision for employee Benefit	(2.37)	39.29
Operating profit before working capital changes	248.68	544.67
<u>Adjusted For :</u>		
(Increase)/ Decrease in Inventories	448.44	(535.02)
(Increase)/ Decrease in Trade Receivable	1230.97	1465.61
(Increase)/ Decrease in other financial Assets	(0.05)	3.78
(Increase)/Decrease in other current Assets	(247.13)	60.16
(Increase)/Decrease in other Non current Assets	121.08	(137.09)
Movement in Non Current Other Financial Assets	(14.47)	(1.36)
Increase/(Decrease) in short term Borrowings	(513.00)	200.00
Increase/(Decrease) in Trade Payable	(122.98)	544.37
Increase/(Decrease) in Other Current Liabilities	(37.45)	(77.50)
Increase/(Decrease) in Provisions	0.78	2.15
Cash generated from Operations	1114.87	2069.77
Net income tax (paid) / refunds	18.99	0.00
Net cash flow from / (used in) operating activities (A)	1095.88	2069.77
B. Cash flow from investing activities		
Purchase of property,plant and equipment	(156.46)	(262.48)
Proceeds from sale of Investment	0.00	99.46
Proceeds from sale of property,plant and equipment	8.00	7.50
Interest received	20.28	20.64
Net cash flow from / (used in) investing activities (B)	(128.18)	(134.88)
C. Cash flow from financing activities		
Movement in long-term borrowings	(905.20)	(1983.81)
Finance cost	(66.36)	(78.32)
Net cash flow from / (used in) financing activities (C)	(971.56)	(2062.13)
Net increase / (decrease) in Cash and cash equivalents (A+B+C)	(3.86)	(127.23)
Cash and cash equivalents at the beginning of the year	13.83	141.06
Cash and cash equivalents at the end of the year	9.97	13.83

Place: Faridabad
Dated: 30.05.2023

For and on behalf of the Board of Directors

Sanjiv Kumar Agarwal
Director



Ref. No.

Dated

Auditor's Report on quarter and year ended Financial Results of the Company pursuant to the Regulation 33 of the SEBI (Listing Obligations & Disclosure Requirements) Regulations, 2015

To
The Board of Directors of
STL Global Limited

We have audited the accompanying Financial Results of **STL GLOBAL LIMITED** ("the Company") for the quarter & year ended on March 31, 2023 attached herewith, being submitted by the company pursuant to the requirement of Regulation 33 of the SEBI (Listing Obligations and Disclosure Requirements) Regulations, 2015. These quarterly financial results as well as the year to date financial results have been prepared on the basis of the interim financial statements, which are the responsibility of the company's management. Our responsibility is to express an opinion on these financial results based on our audit of such interim financial statements, which have been prepared in accordance with the recognition and measurement principles laid down in Accounting Standard for Interim Financial Reporting (IND AS 34), prescribed, under Section 133 of the Companies Act, 2013 read with relevant rules issued thereunder and other accounting principles generally accepted in India.

We conducted our audit in accordance with the auditing standards generally accepted in India. Those standards require that we plan and perform the audit to obtain reasonable assurance about whether the financial results are free of material misstatement(s). An audit includes examining, on a test basis, evidence supporting the amounts disclosed as financial results. An audit also includes assessing the accounting principles used and significant estimates made by management. We believe that our audit provides a reasonable basis for our opinion.

In our opinion and to the best of our information and according to the explanations given to us these quarterly financial results as well as the year to date results:

- i. are presented in accordance with the requirements of Regulation 33 of the SEBI (Listing Obligations and Disclosure Requirements) Regulations, 2015 in this regard; and
- ii. give a true and fair view of the net profit/(loss) and other financial information for the quarter and year ended on March 31, 2023.

For **M.M. Goyal & Company**
(Chartered Accountants)
FRN: 007198N



Manmohan Goyal
(Partner)
Memb. No. 86085
UDIN:23086085BGREMA7437

Place : Delhi
Date : 30-05-2023



STL GLOBAL LIMITED

Plot No. 207-208, Sector-58, Faridabad Haryana (INDIA)
Tel : 0129-4275900 - 4275930, Fax : 0129-4275999
E-mail : info@stl-global.com Website : www.stl-global.com
CIN : L51909DL1997PLC088667

Date: 30th May, 2023

From: **STL Global Limited**
Scrip Code: **SGL**

To
The Listing Compliance Department,
National Stock Exchange of India Limited,
Exchange Plaza, C-1, Block-G,
Bandra Kurla Complex, Bandra (East),
Mumbai – 400 051, MH

Sub: Declaration in respect of Audit Report with Unmodified Opinion for the Audited Financial Result for the year ended on March 31, 2023

Ref: Regulation 33 of SEBI (Listing Obligations & Disclosure Requirements) Regulations, 2015 read with Circular No. CIR/CFD/CMD/56/2016 dated May 27, 2016

Dear Sir/Madam,

With reference to the above captioned subject, we hereby declare that the Statutory Auditors of the Company, M/s M.M. Goyal & Company, Chartered Accountants (Firm Registration No. 007198N), have issued the Audit Report with Unmodified opinion in respect of the Audited Financial Results for the quarter and financial year ended on March 31, 2023.

Kindly take the above information on your record and acknowledge receipt.

Thanking you,

Yours truly,
For **STL GLOBAL LIMITED**



Sanjiv Kumar Agarwal
Whole Time Director
DIN: 00227251