



SG Finserve Limited

Date: October 13, 2025

To,

Secretary
Listing Department
BSE Limited
Department of Corporate Services
Phiroze Jeejeebhoy Towers,
Dalal Street, Mumbai-400001

National Stock Exchange of India Ltd
Exchange Plaza, 5th Floor,
Plot No. C/1, G Block,
Bandra – Kurla Complex,
Bandra (E),
Mumbai – 400 051

BSE Scrip Code: 539199

NSE Symbol: SGFIN

Dear Sir/Madam,

Sub: Revised Earnings Presentation and Press Release on un-audited financial result for the quarter and half year ended September 30, 2025

In continuation to our Intimation dated October 13, 2025 and in terms of Regulation 30 of the Listing Regulations read with Schedule III to the Listing regulations, please find attached Revised Earnings Presentation and Press Release made by the Company on Un-audited Financial Results of the Company for the quarter and half year ended September 30, 2025. The same is also available on the website of company i.e. www.sgfinserve.com

This disclosure along with the enclosures shall be made available on the website of the Company viz www.sgfinserve.com

Kindly take the same in your record.

Thanking you.

For SG Finserve Limited

Kush Mishra
Company Secretary & Compliance Officer
M.No: 62001

SG Finserve Limited

(CIN: L64990DL1994PLC057941)

Regd. Office: 37, Hargobind Enclave, Vikas Marg, East Delhi, Delhi-110092, Ph.: 011-41450121

Corporate Office: - 35-36 Kaushambi, Near Anand Vihar Terminal, Ghaziabad, Uttar Pradesh - 201010

E-mail: info@sgfinserve.com, Website: www.sgfinserve.com

SG Finserve Limited (SGFL)

FINANCIAL RESULTS FOR THE QUARTER AND HALF YEAR ENDED 30TH SEPTEMBER 2025 PROFIT AFTER TAX (PAT) | Q2FY26 – INR 28.40 crores| H1FY26- INR 52.92 crores

Ghaziabad, 13th October 2025: The Board of Directors of SGFL today announced the financial results for the quarter and half year ended 30th September 2025.

Q2-FY26 vs Q1FY26 (Quarter on Quarter)

- ❑ Operating Income for the quarter is INR 74.72 crores as against INR 67.59 crores in Q1FY25.
- ❑ Net Interest Income (NII) of INR 44.39 crores as against INR 42.79 crores in Q1FY25.
- ❑ The Company achieved PAT of INR 28.40 crores as against INR 24.52 crores in Q1FY25.

H1-FY26 vs H1FY25 (Year on Year)

- ❑ Operating Income for H 1 FY26 is INR 142.31 crores as against INR 74.43 crores achieved for the same period previous financial year;
- ❑ Net Interest Income (NII) of INR 87.18 crores as against INR 62.18 crores achieved for the same period previous financial year;
- ❑ The Company achieved PAT of INR 52.92 crores as against INR 33.51 crores achieved in same period previous financial year;

Management's Message

We are pleased to announce the financial results of **SG Finserve Limited** for the quarter and half year ended 30th September 2025.

Please find herewith investor presentation for further details.

Synopsis for Q2FY2026 (Quarter on Quarter)

- ❑ **Loan Book EOP:** Achieved closing Loan Book of INR 2,878 crores vis-a-vis INR 2,504 crores achieved in Q1FY25, growth of 15% Q-o-Q basis;
- ❑ **Average Loan Book:** Achieved Average Loan Book of INR 2,526 crores vis-a-vis INR 2,096 crores achieved in Q1FY25, growth of 21% Q-o-Q basis;
- ❑ **Income Achievement:** Operating Income of INR 74.72 crores, vis a vis INR 67.59 crores achieved in Q1FY25, growth of 11% Q-o-Q basis;
- ❑ **Profitability:** Achieved Profit After Tax (PAT) of INR 28.40 crores, vis-à-vis INR 24.52 crores achieved in Q1FY25, growth of 16% Q-o-Q basis;

H1-FY26 vs H1FY25 (Year on Year)

- ❑ **Loan Book EOP:** Achieved closing Loan Book of INR 2,878 crores vis-a-vis INR 822 crores achieved in H1FY25, growth of 250% y-o-y basis;
- ❑ **Average Loan Book:** Achieved Average Loan Book of INR 2,386 crores vis-a-vis INR 1,070 crores achieved in H1FY25, growth of 123% y-o-y basis;
- ❑ **Income Achievement:** Operating Income of INR 142.31 crores, vis a vis INR 74.43 crores achieved in H1FY25, growth of 91% y-o-y basis;
- ❑ **Profitability:** Achieved Profit After Tax (PAT) of INR 52.92 crores, vis-à-vis INR 33.51 crores achieved in H1FY25, growth of 58% Y-o-Y basis;

For more information, please contact:

Sahil Sikka
COO & CFO
+91-120- 4041504

Sorabh Dhawan
CEO
+91-99031 97111



SG FINSERVE

EXPANDING OUR OUTREACH

DIGITALLY


MSME SUPPLY CHAIN FINANCING

INVESTOR PRESENTATION

H1 FY26

SAFE HARBOUR

This presentation has been prepared by **SG Finserve Limited** (the “Company”) solely for your information. By accessing this presentation, you agree to be bound by the following restrictions. This presentation is for information purposes only and should not be deemed to constitute or form part of any offer, invitation, or inducement to sell or issue any securities, or any solicitation of any offer to purchase or subscribe for any securities of the Company. Nor shall it or any part of it, or the fact of its distribution, form the basis of, or be relied upon in connection with, any contract or commitment whatsoever. This presentation is not intended to be a prospectus or offer document under the applicable laws of any jurisdiction, including India. There is no obligation to update, modify, or amend this communication or notify the recipient in any other manner if the information, opinion, projection, forecast, or estimate set forth herein changes or becomes inaccurate. However, the Company may alter, modify, or otherwise change in any manner the content of this presentation without obligation to notify any person of such change. The financial information in this presentation may have been reclassified and reformatted for clarity. You may also refer to the Company’s financial statements, available at www.sgfinserve.com, before making any decision based on this information. Certain statements in this presentation that are not statements of historical fact constitute forward-looking statements. These forward-looking statements include descriptions regarding the intent, belief, or current expectations of the Company or its directors and officers concerning the results of operations and the Company’s financial condition. Such forward-looking statements are not guarantees of future performance and involve risks and uncertainties. Actual results may differ from those in such forward-looking statements due to various factors and assumptions that the Company presently believes to be reasonable based on its operating experience in recent years. However, these assumptions may prove to be incorrect. Potential investors must assess the relevance, accuracy, and adequacy of the information contained in this presentation and must make an independent investigation as they may consider necessary or appropriate. This presentation and its contents are for general information purposes only, without regard to any specific objectives, financial situations, or informational needs of any particular person. They should not be distributed, published, reproduced (in whole or in part), or disclosed by recipients directly or indirectly to any other person.



FUELING

INDIA'S SUPPLY CHAIN – ONE QUARTER AT A TIME



ACHIEVEMENTS

Sep 2022

Sep 2025

37 MONTHS

LOAN BOOK

₹2,878 CRORE AS OF SEP' 2025

GROSS DISBURSEMENTS

₹52,228 CRORE

INVOICES FINANCED

4.25 LAKH+

CUSTOMER BASE

1,000+ MSMEs SERVED

DIGITAL SYSTEMS

PROPRIETARY PLATFORM FOR SEAMLESS INVOICE DISCOUNTING

NET WORTH


₹1071 CRORE

ANCHORS ONBOARDED

Building Material & Consumables




Automobile



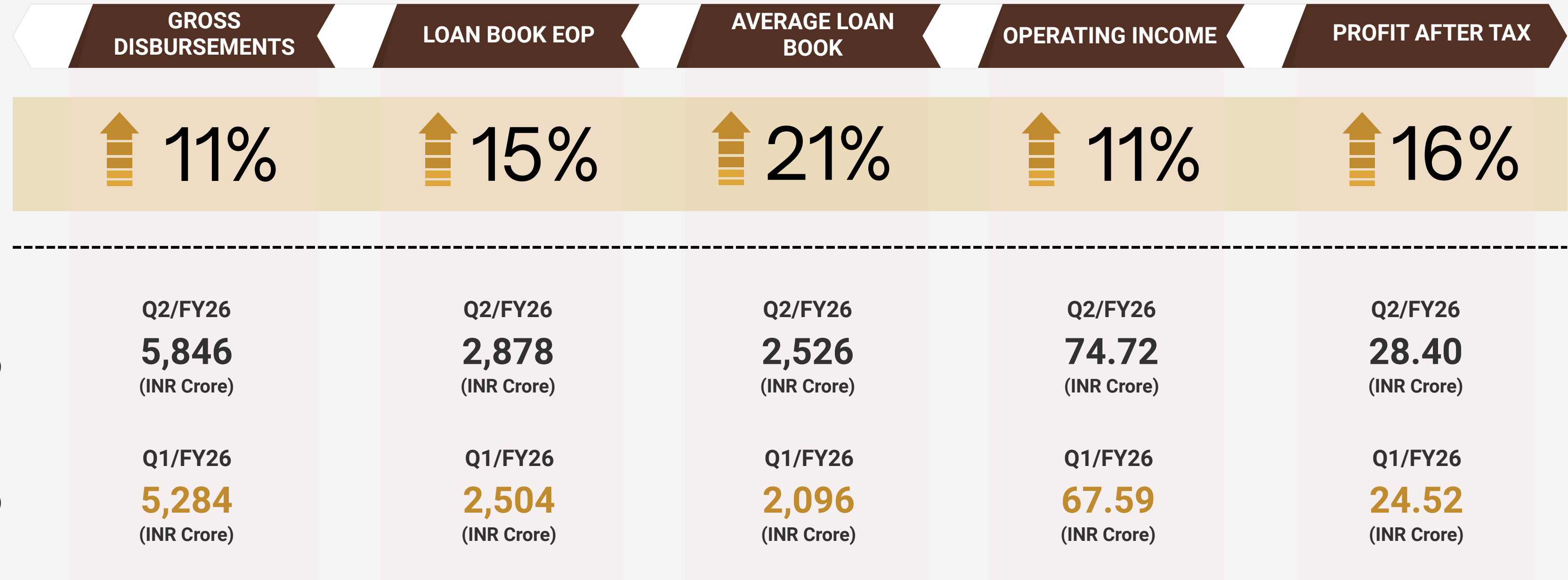
IT Peripherals & Mobiles



Q2/FY26 AT A GLANCE

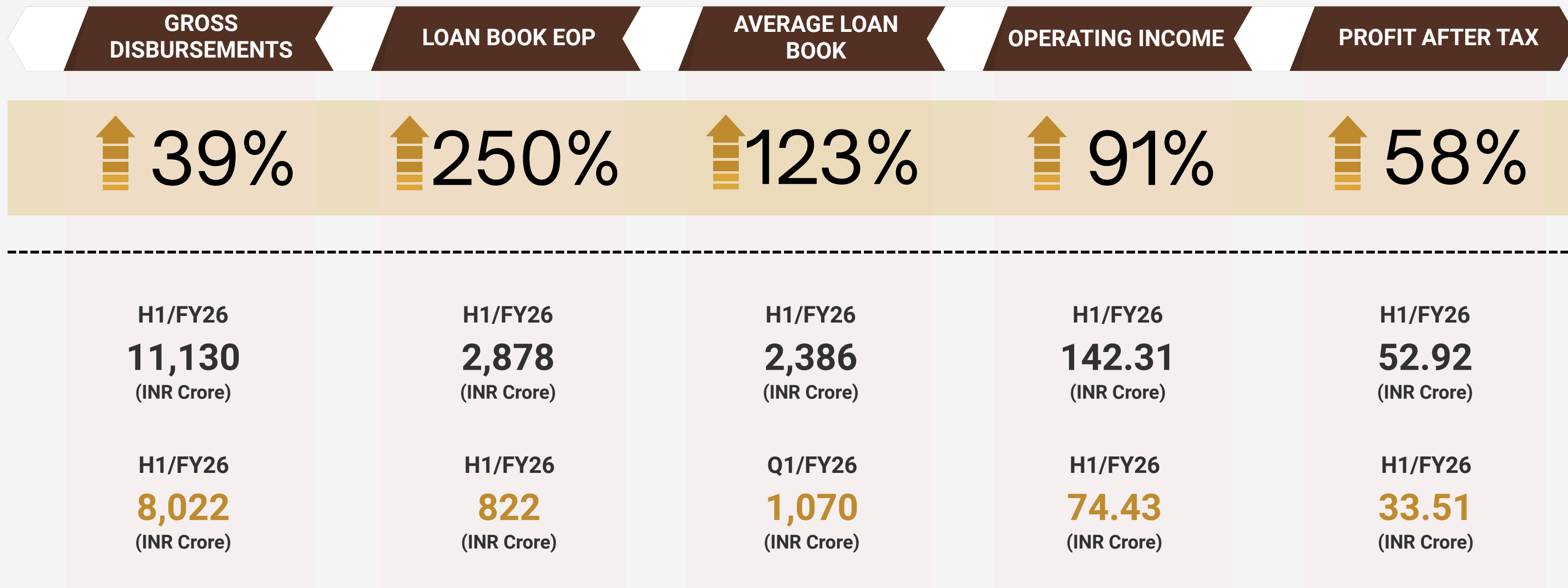


PERFORMANCE QUARTER ON QUARTER



PERFORMANCE

H1FY26 VS H1FY25



A SNAPSHOT

PARTICULARS	Q2FY26	Q1FY26	Q-o-Q Change (%)	H1FY26	H1FY25	Y-o-Y Change	Q2FY26 ROA TREE
Interest Income	72.63	64.80	12% ↑	137.43	73.58	87% ↑	11.50%
Fee & Other Income	2.09	2.79	-25% ↓	4.88	0.85	472% ↑	0.33%
Operating Income	74.72	67.59	11% ↑	142.31	74.43	91% ↑	11.83%
Non - Operating Income		-			-		
Total Income	74.72	67.59	11% ↑	142.31	74.43	91% ↑	11.83%
Interest Expenses	30.33	24.80	22% ↑	55.13	12.26	350% ↑	4.80%
Net Interest Income	44.39	42.79	4% ↑	87.18	62.18	40% ↑	7.03%
Operating Expenses	6.03	7.90	-24% ↓	13.93	12.98	7% ↑	0.95%
Profit before Provision & Tax	38.36	34.89	10% ↑	73.25	49.20	49% ↑	6.07%
Provision on Standard Assets	-0.08	1.03		0.95	2.27	-58%	-0.01%
Profit Before Tax	38.44	33.85	14% ↑	72.29	46.93	54% ↑	6.09%
Income Tax	10.04	9.34	8% ↑	19.38	13.42	44% ↑	1.59%
Profit After Tax	28.40	24.52	16% ↑	52.92	33.51	58% ↑	4.50%
LOAN BOOK EOP	2878	2504	15% ↑	2878	822	250% ↑	
Average Loan Book	2526	2096	21%	2386	1070	123% ↑	

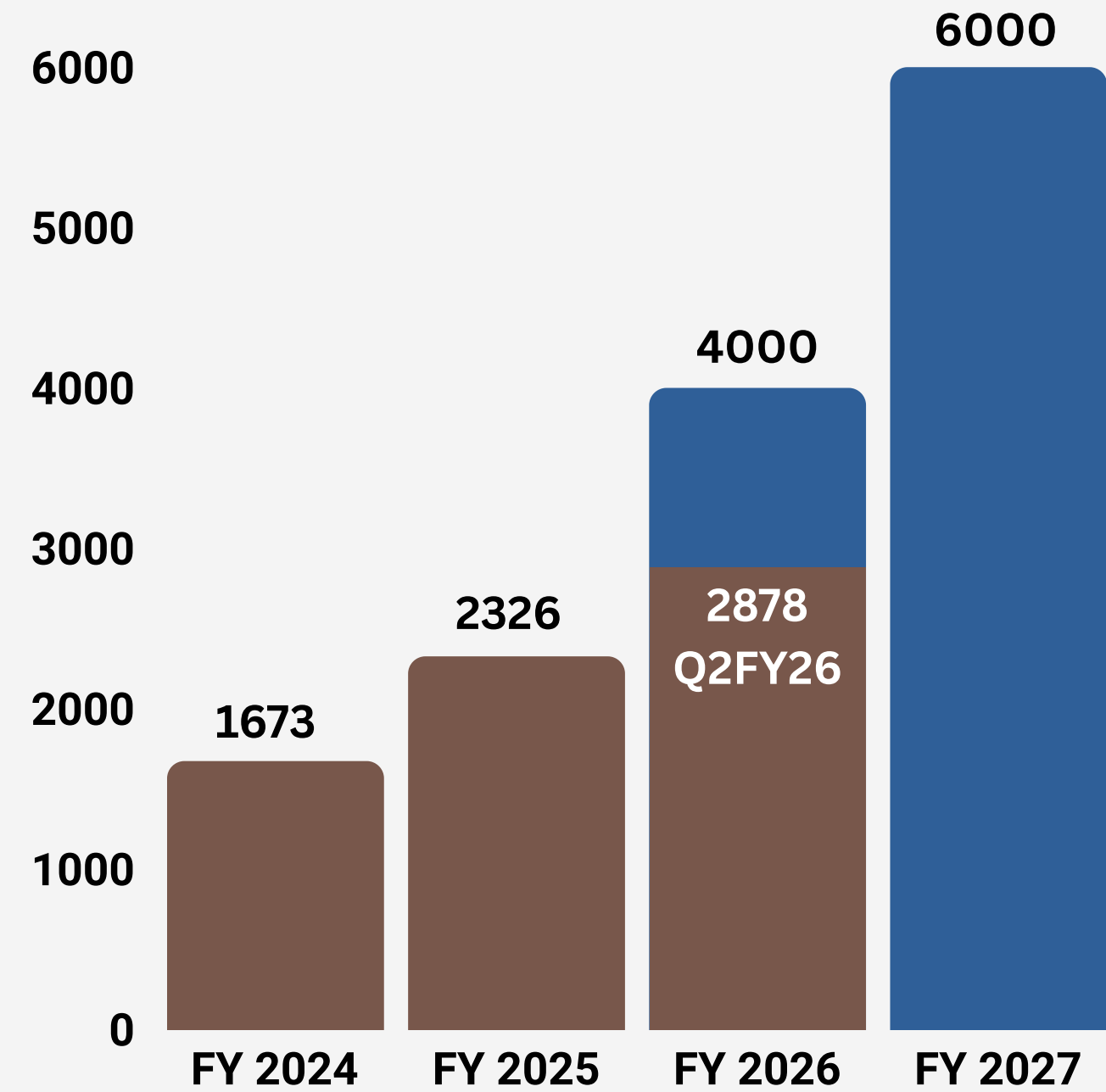
WAY FORWARD



JOURNEY AHEAD



Target AUM (Amount in crores) FY 2026 & FY 2027



KEY INGREDIENTS – WAY FORWARD

1. FINANCIAL RESOURCE

1. Secured equity commitments for an additional INR 450 crore through share warrants. Out of this, INR 112 crore stands received in Oct'24. Balance funds of INR 338 crore will be received by April'26.
2. Credit Rating of AA (CE)/ A1+ from two reputed rating agencies- CRISIL Ratings and ICRA.
3. Considering raising banking limits aggregating to INR 4,500 crore to fuel growth for FY2027. Current sanctioned limits from banks/FI's stood at Rs. 1,961 Crore as on 30th Sept vis a vis Rs 1766 Crore as on 30th June.

INSTRUMENT	NAME OF CREDIT RATING AGENCY	PREVIOUS RATED AMOUNT (Rs. Cr)	RATING ACTION	CREDIT RATING ASSIGNED ON
Long term Rating on long term bank loan facility	CRISIL	1000.00	CRISIL AA (CE) / Stable (Assigned)	16/04/2025
Long Term-Fund based/Non-fund based bank facilities	ICRA	1000.00	(Provisional) [ICRA]AA(CE) (Stable); Assigned	8/04/2025
Commercial Paper	ICRA	200.00	[ICRA]A1+; Assigned	8/04/2025
Non-Convertible Debentures	ICRA	50.00	[ICRA]AA(CE) (Stable); Assigned	8/04/2025

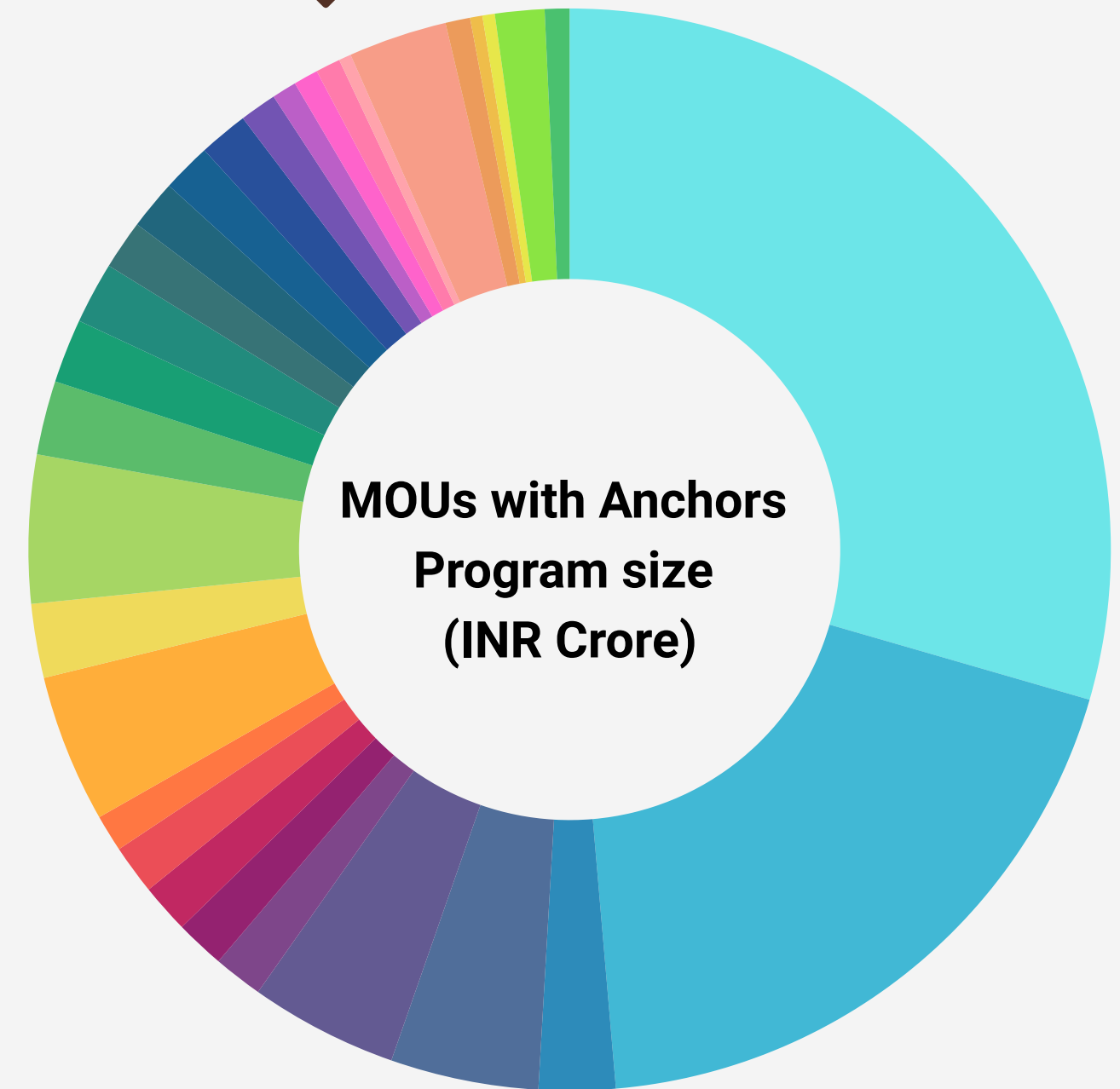
KEY INGREDIENTS – WAY FORWARD

2. BLUEPRINT FOR FY27

We have established partnerships with marquee corporates, including the TATA Group, AMNS India, Vedanta, Ashok Leyland, JSW-MG Motors, APL Apollo, Adani Group, Jindal Steel, Kajaria Ceramics, Bajaj Electricals, and Oppo, all of which are market leaders in their respective fields.

MOUs with Anchors aggregating to **INR 6,550 crore** (up by INR 1,050 crores in H1 FY 26) already in place, providing a blueprint to achieve the target loan book for FY27.

We will continue to focus on penetrating existing large anchors and target established anchors for incremental business.



NEW ADDITIONS FOR THE QUARTER



- APL Apollo Group
- Tata Motors Ltd. (All Vehicles)
- Shyam Metalics Group
- Kutch Copper Ltd.
- SG Mart Ltd.
- JSW MG Motors Pvt. Ltd.
- Somany
- Arcelor Mittal Nippon Steel India Pvt. Ltd.
- Ashok Leyland Ltd.
- Switch Mobility Automotive Limited
- Eastman Auto & Power Ltd.
- Tata Steel Ltd.
- Mahindra & Mahindra Ltd.
- Bajaj Electricals Ltd.
- Redington India Ltd.
- Oppo & Affiliates
- Vedanta Group
- Polycab India Ltd.
- Tata Bluescope India Pvt. Ltd.
- Whirlpool of India Ltd.
- Inflow Technologies Pvt. Ltd.
- Apollo Pipes Ltd.
- Bata India Ltd.
- INGRAM Micro India Pvt. Ltd.
- Kajaria Ceramics Ltd.
- Symphony Limited
- Havells India Ltd.
- Supertron Electronics Pvt. Ltd.
- Jindal Steel & Power Ltd.
- Kisan Mouldings Ltd.
- Saint Gobain

KEY INGREDIENTS – WAY FORWARD

3. TECHNOLOGY INTERVENTIONS

SCORING & CREDIT RATING MODEL -

The LIVE proprietary scoring and rating model provides borrower ratings tailored to the underlying anchor, enabling quicker and more accurate credit assessments.

CREDIT MONITORING TOOL -

An **AI-driven Monitoring Tool** under development shall be LIVE by 31st December 2025 to streamline and help monitor our existing loans & borrowers' financial performance & operational conduct.

MOBILE APP -

We are excited to announce that we have launch "**Customer Mobile App (Android)**", offering real-time access to loan information, transaction history, and service requests, thereby enhancing client convenience and engagement.



ABOUT THE COMPANY

SIGNIFICANCE OF SUPPLY CHAIN FINANCE

FOR MSMEs

Reduces Dependency on Informal Credit

SCF offers structured, transparent, and affordable financing compared to high-interest informal borrowings.

Builds Vendor Confidence

Faster payments boost trust, allowing MSMEs to fulfill larger orders and maintain better relationships with anchors.

Unlocks Working Capital

SCF helps MSMEs convert unpaid invoices into immediate cash, ensuring liquidity without waiting for long credit cycles.

Fuels Business Continuity & Growth

Steady cash flow empowers MSMEs to invest in inventory, manpower, and operations without disruption.

Strengthens Supply Chain Resilience

A financially healthy vendor ecosystem reduces disruptions and enhances the overall reliability of the anchor's supply chain.

Enables Digital & Credit Inclusion

SCF often brings first-time borrowers into the formal financial system, helping build credit history for future access to capital.



AN EMERGING NEW-AGE

SG FINSERVE LIMITED

Streamlining the **Supply Chain Financing** and optimising the working capital cycle, ensuring Financial Inclusion for Indian MSMEs by all-round use of technology.

Headquartered in Delhi/NCR, India, the Company is a tech enabled RBI registered Non Banking Finance Company (NBFC) providing inclusive business financing solutions to Channel Partners, Dealers, Distributors, Retailers, Buyers, Suppliers OEMs etc. of Indian Corporates.

SGFL leverages technology and distribution network to offer tailored financing solutions to SMEs, MSMEs and other corporates.

Accredited with **AA(CE)/ A1+** from reputed rating agencies- CRISIL Ratings and ICRA Rating.

Visit us at: www.sgfinserve.com



OUR ONE-STOP SOLUTION

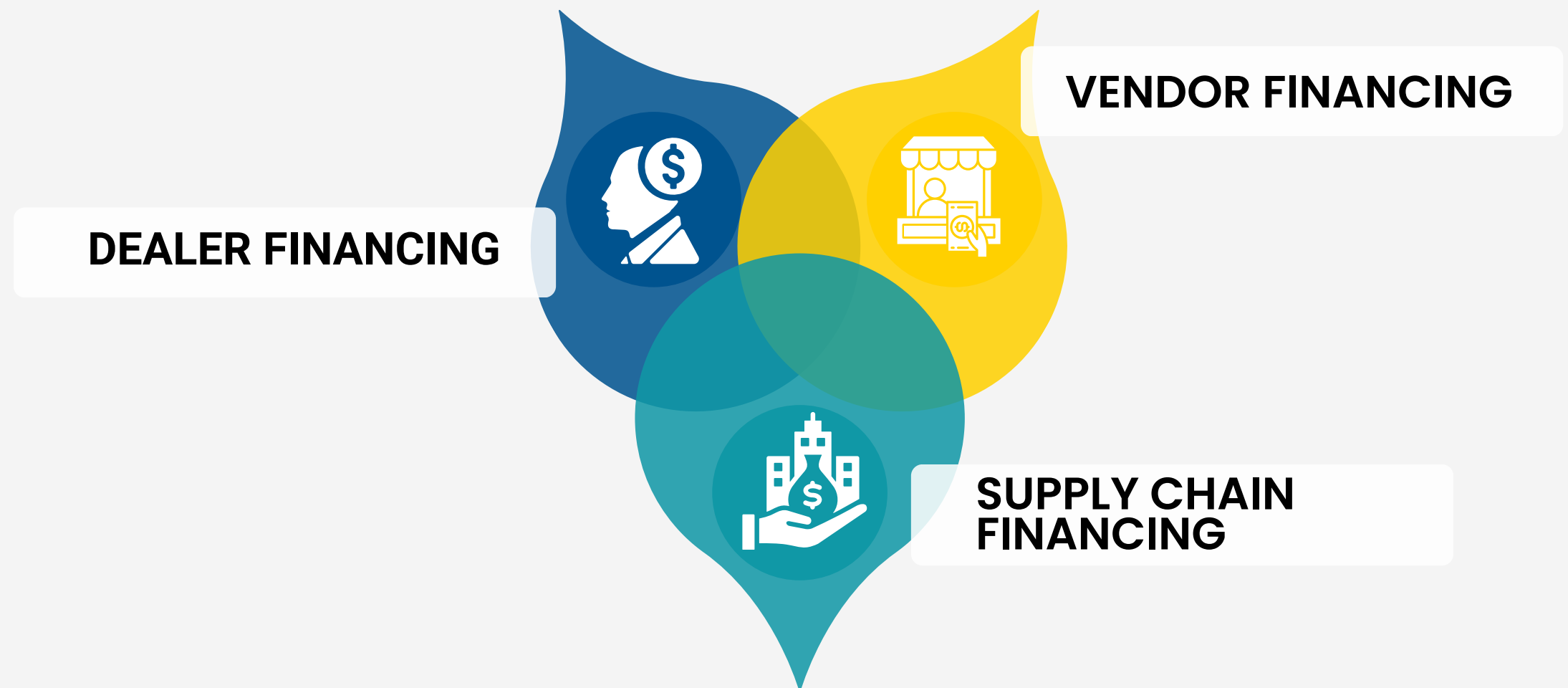
PLATFORM

SG Finserve Limited act as One-stop solution to cater the financing needs of all the stakeholders involved in the supply chain.



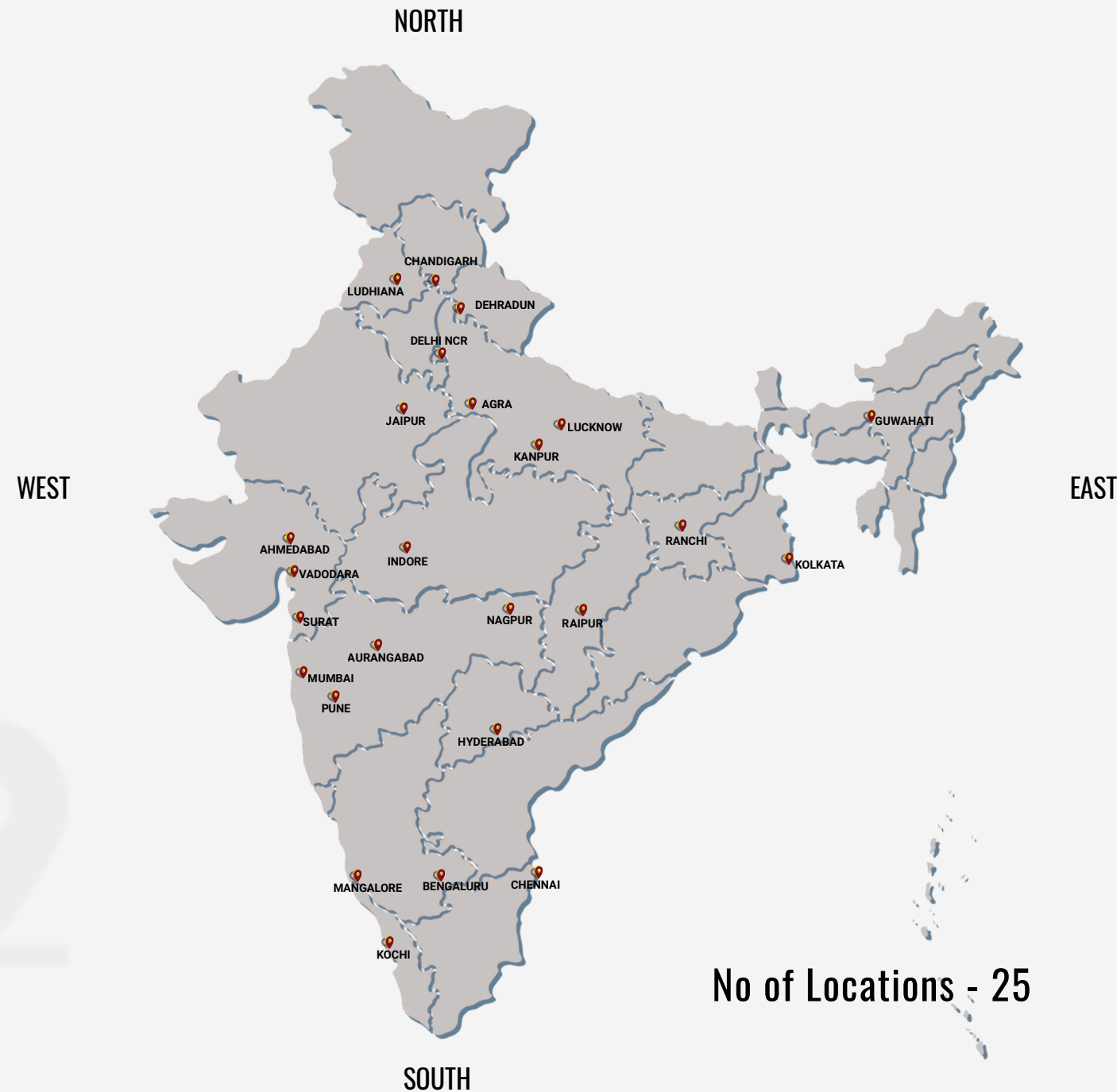
PRODUCTS & SOLUTIONS

Loans and Finances primarily includes below:



OUR PRESENCE & EXPANDING

WE ARE SPREAD ALL ACROSS INDIA.....

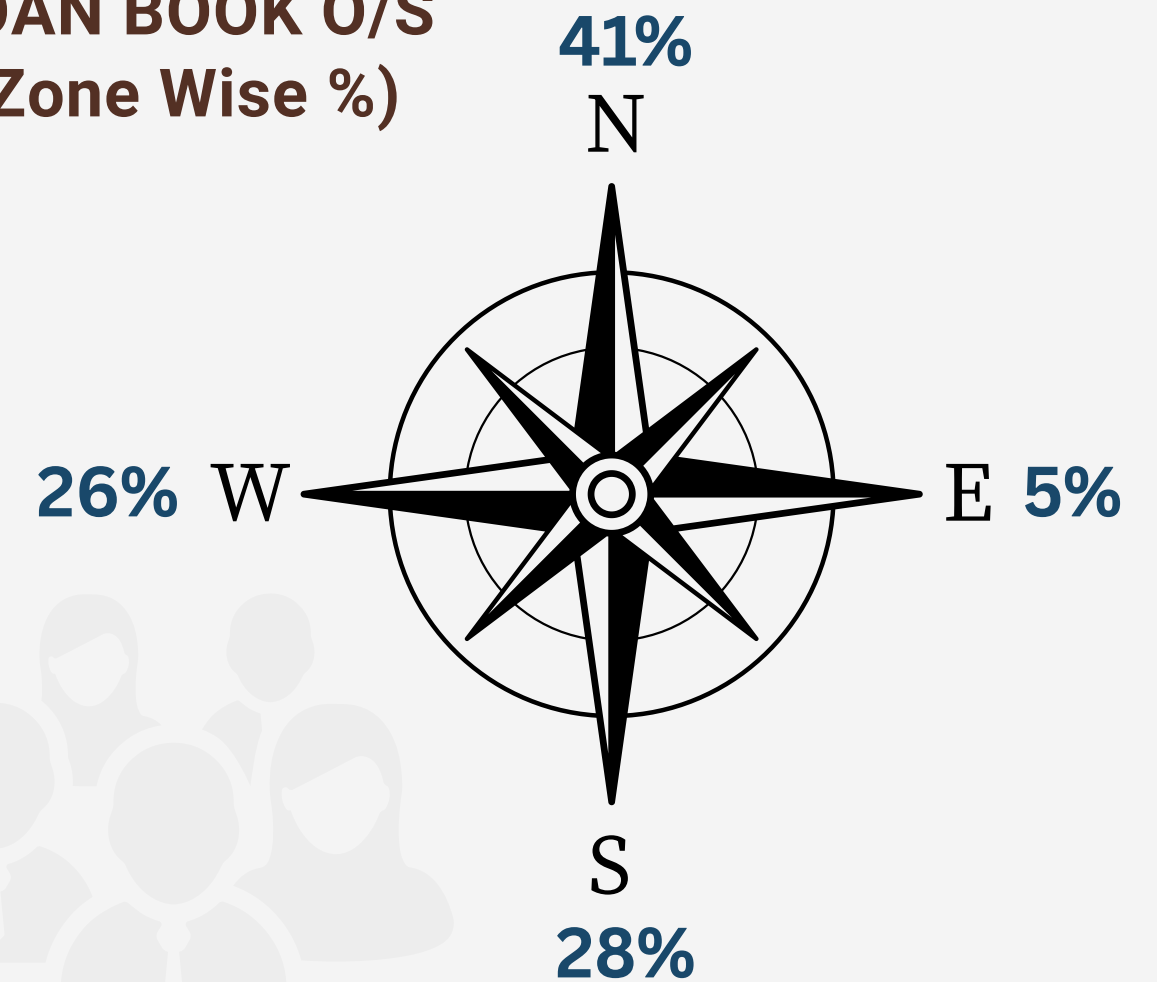


- | | |
|----------------|---------------|
| 1. DELHI/NCR | 14. AHMEDABAD |
| 2. JAIPUR | 15. SURAT |
| 3. LUDHIANA | 16. INDORE |
| 4. CHANDIGARH | 17. RANCHI |
| 5. DEHRADUN | 18. GUWAHATI |
| 6. LUCKNOW | 19. RAIPUR |
| 7. KANPUR | 20. KOLKATA |
| 8. AGRA | 21. BANGALORE |
| 9. MUMBAI | 22. KOCHI |
| 10. NAGPUR | 23. MANGALORE |
| 11. VADODARA | 24. HYDERABAD |
| 12. PUNE | 25. CHENNAI |
| 13. AURANGABAD | |

No of Locations - 25

OUR CUSTOMERS PAN INDIA

LOAN BOOK O/S
(Zone Wise %)





OUR EDGE IN THE SPACE

EMINENT BOARD

The company has a well-established **BOARD** consisting of experienced and reputed industry leaders, as mentioned below:



SMT. ASHA ANIL AGGARWAL
Ex-Chief Principal Commissioner
Income Tax Dept.



SHRI HSU KAMATH
Ex-CMD Vijaya Bank &
ED Canara Bank



SHRI G. JAGANMOHAN RAO
Ex-Principal CGM
Reserve Bank of India



SHRI DUKHABANDHU RATH
Ex-CGM
State Bank of India



SHRI RAKESH SHARMA
Ex-CGM
State Bank of India

OUR EXPERIENCE BANDWIDTH



SORABH DHAWAN
CHIEF EXECUTIVE OFFICER

18 YEARS IN CORPORATE BANKING,
EX-KOTAK, HDFC & ADITYA BIRLA FINANCE



SAHIL SIKKA
COO & CFO

16 YEARS IN CORPORATE BANKING, EX-
HDFC, KOTAK & ADITYA BIRLA FINANCE



ABHISHEK MAHAJAN
CHIEF RISK OFFICER

20 YEARS IN CORPORATE BANKING AND RISK
MANAGEMENT, EX-IDBI, ICICI & KOTAK



ANKUSH AGARWAL
CHIEF EXPERIENCE OFFICER

18 YEARS IN CLIENT SERVICING,
OPERATIONS & DIGITAL TRANSFORMATION,
AUTOMATION, EX-KOTAK, INDUSIND

THE COMPANY has appointed experienced Bankers/
Industry specialists with >16 years of average experience

ESTABLISHED all requisite departments, including Business, Risk & Credit, Operations, Compliance, Human Resources and Finance & Accounts



VIVEKANAND TIWARI
CHIEF COMPLIANCE OFFICER

16 YEARS IN BANKING,
EX-ICICI, AXIS & INDUSIND



RENU RAI
CHIEF PEOPLE OFFICER

15 YEARS IN HR & ADMIN, EX-APL,
FEDDERS LLOYDS & ADVAITAM TECH



KUSH MISHRA
COMPANY SECRETARY

MASTER'S IN COMMERCE – IGNOU
QUALIFIED COMPANY SECRETARY (2019) – ICSI,
6.2 YEARS OF EXPERIENCE IN FINANCE & NBFC
SECTOR



PRATEEK SOMANI
HEAD- ANCHOR RELATIONS

12 YEARS IN INVESTMENT BANKING,
STRATEGIC CONSULTING AND
CORPORATE BANKING, EX-SBICAPS,
ADITYA BIRLA FINANCE, KOTAK, ERNST &
YOUNG



SANJAY RAJPUT
HEAD FINANCE & ACCOUNTS

18 YEARS IN FINANCE
AND ACCOUNTING, EX- LIVFIN, AIRTEL,
METROPOLIS HEALTHCARE

ROBUST SECURED PORTFOLIO

- 80% of the overall book is secured via Charge on Funded Inventory and Receivables generated by sale of the same
- We hold **STOP SUPPLY ARRANGEMENT** from the Anchors to STOP supply in case of delay/ default with SG Finserve

The Loan portfolio of the Company stands robust with an outstanding loan book of INR 2,878 crores as on 30th September 2025.

PARTICULARS	EXPOSURE (INR Crore)	%
SECURED	2507	87%
UNSECURED	371	13%
TOTAL	2878	

A 100% DIGITAL PLATFORM

GET STARTED →

BORROWER - DOCUMENT UPLOADING

ALGORITHM-BASED DIGITAL CREDIT SCORE
(GENERATE HEALTH /CREDIT REPORT)

AUTOMATED DISBURSEMENT OF INVOICES
RECEIVED DIRECTLY FROM ANCHORS ERP

CREDIT APPRAISAL

LIMIT LOADED FOR DISBURSEMENT

LIMITS APPROVED

DIGITAL LOAN DOCUMENTATION

THANK YOU

FOR YOUR TIME

IF YOU HAVE ANY FURTHER QUERIES, REACHOUT TO US:

SORABH DHAWAN

CHIEF EXECUTIVE OFFICER

ceo@sgfinserve.com

+91 - 9903197111

SAHIL SIKKA

CHIEF OPERATING OFFICER

coo@sgfinserve.com

+91 - 9667756414