



Ref: D/2024-25/53

Date: 25.01.2025

To,
Listing Department
National Stock Exchange of India Limited
'Exchange Plaza'. C-1, Block G,
Bandra Kurla Complex, Bandra (E),
Mumbai - 400 051
Symbol: SBC

To,
Listing Department
BSE Limited
P.J. Towers, Dalal Street
Mumbai-400001
Scrip Code: 542725

Subject: - : Integrated Filing (Financial) for quarter ended December 31, 2024.

Dear Sir,

Pursuant to SEBI Circular No. SEBI/HO/CFD/CFD-PoD-2/CIR/P/2024/185 dated December 31, 2024, read with BSE Circular No. 20250102-4 and NSE Circular No. NSE/CML/2025/02 dated January 2, 2025, we are submitting herewith the Integrated Filing (Financial) for the quarter ended December 31, 2024.

The above documents are also being made available on the Company's website <https://www.sbcexportslimited.com/>

This is for your information and records.

Thanking You.

For SBC Exports Limited.

Hariom Sharma
Company Secretary and Compliance Officer
M. No. A41738

CIN: L18100UP2011PLC043209

Corp. Office : 49/95, Site-IV, Sahibabad Industrial Area, Ghaziabad, Uttar Pradesh - 201010

Head Office : 9, Lohiya Talab, Chhoti Basahi, P.O. Vindhyachal Mirzapur, Uttar Pradesh - 231307

Tel. : 0120-2895246, Customer Care : +8303-300-100, E-mail : info@sbceportslimited.com, Web. : www.sbcexportslimited.com



Limited Review Report

To
The Board of Directors
SBC Exports Limited,
9, Lohiya Talab, Chhoti Basahi,
P.O Vindhychal Mirzapur, UP - 231307

1. We have reviewed the accompanying statement of Unaudited Standalone Financial Results ("Statement") of **M/s SBC Exports Limited** for the quarter ended **31st December, 2024** and year to date results for the period from **1st April, 2024 to 31st December, 2024**. This statement is the responsibility of the Company's Management and has been approved by the Board of Directors. Our responsibility is to issue a report on these financial statements based on our review.

2. This statement, is the responsibility of the Company's Management and approved by the Board of Directors, has been prepared in accordance with recognition and measurement principles laid down in Indian Accounting Standard 34 "Interim Financial Reporting" ("Ind AS 34"), prescribed under section 133 of the Companies Act, 2013, read with relevant rules issued there under and other accounting principles generally accepted in India. Our responsibility is to issue a report on these financial statements based on our review.

3. We conducted our review of the Statement in accordance with the Standard on Review Engagements (SRE) 2410 "Review of Interim Financial Information Performed by the Independent Auditor of the Entity", issued by the Institute of Chartered Accountants of India. This standard requires that we plan and perform the review to obtain moderate assurance as to whether the financial statements are free of material misstatement. A review is limited primarily to inquiries of company personnel and analytical procedures applied to financial data and thus provide less assurance than an audit. We have not performed an audit and accordingly, we do not express an audit opinion.

4. Based on our review conducted as above, nothing has come to our attention that causes us to believe that the accompanying statement of unaudited financial results prepared in accordance with applicable Indian accounting standards and other recognized accounting practices and policies has not disclosed the information required to be disclosed in terms of Regulation 33 of the SEBI (Listing Obligations and Disclosure Requirements) Regulations, 2015 including the manner in which it is to be disclosed, or that it contains any material misstatement.

For STRG & Associates
Chartered Accountants
FRN 014826N

RAKESH Digitally signed by
RAKESH GUPTA
GUPTA Date: 2025.01.24
19:32:08 +05'30'

CA Rakesh Gupta
(Partner)
M. No. 094040

UDIN: 25094040BMHUCC8038
Place: Delhi
Date: 24.01.2025


Standalone Financial Results for the Quarter Ended on 31st December, 2024							
Particulars	For Quarter Ended			For Nine months ended		For Financial Year ended	
	31.12.2024 Unaudited	30.09.2024 Unaudited	31.12.2023 Unaudited	31.12.2024 Unaudited	31.12.2023 Unaudited	31.03.2024 Audited	
1 Income							
Revenue from operations	5002.42	4849.55	4780.57	15557.55	12839.58	19101.22	
Other Income	407.46	198.81	74.61	745.23	191.07	361.67	
Total Income	5409.88	5048.36	4855.18	16302.78	13030.65	19462.89	
2 Expenses							
a) Cost of raw material consumed	4962.29	4945.43	4432.12	14442.09	9832.52	15060.41	
b) Purchase of stock-in-trade	0.00	0.00	0.00	0.00	0.00	0.00	
c) Changes in Inventories of finished goods, work-in-progress and stock-in-trade	-792.99	-1277.55	-512.77	-2036.00	191.71	54.94	
d) Employee benefit expense	300.42	340.58	232.59	940.40	791.63	1078.67	
e) Finance Costs	183.64	196.30	145.51	552.57	401.61	592.21	
f) Depreciation, Depletion and amortisation expense	40.83	39.19	26.31	118.91	93.88	131.88	
g) Other Expenses							
(i) Other Expenses	379.69	290.28	247.71	914.96	763.30	1260.32	
Total Expenses	5073.88	4534.23	4571.47	14932.93	12074.65	18178.43	
3 Total Profit before Exceptional items & Tax	336.00	514.13	283.71	1369.85	955.99	1284.46	
4 Exceptional Items	0.00	0.00	0.00	0.00	0.00	0.00	
5 Total Profit before Tax	336.00	514.13	283.71	1369.85	955.99	1284.46	
6 Tax Expense							
7 Current tax	0.00	0.00	0.00	0.00	0.00	353.47	
8 Earlier Year Tax	8.62	0.00	0.00	8.62	0.00	0.00	
9 Deferred Tax	0.00	0.00	0.00	0.00	0.00	7.85	
10 Total tax expenses	0.00	0.00	0.00	8.62	0.00	345.62	
11 Net movement in regulatory deferral account balances related to profit or loss and related tax movement	0.00	0.00	0.00	0.00	0.00	0.00	
12 Net Profit / (Loss) for the period of continuing operations	327.38	514.13	283.71	1361.23	955.99	938.84	
13 Profit / (Loss) from discontinued operations before tax	0.00	0.00	0.00	0.00	0.00	0.00	
14 Tax Expense of discontinued operations	0.00	0.00	0.00	0.00	0.00	0.00	
15 Net Profit / (Loss) from discontinued operation after tax (XII-XIII)	0.00	0.00	0.00	0.00	0.00	0.00	
16 Share of profit (Loss) of associates and joint venture accounted for using equity Method	0.00	0.00	0.00	0.00	0.00	0.00	
17 Total Profit(Loss) for the period	327.38	514.13	283.71	1361.23	955.99	938.84	
18 Other Comprehensive income Net of taxes	-43.24	-60.84	106.29	59.62	196.59	147.46	
19 Total Comprehensive income for the period	284.14	453.29	390.01	1420.85	1152.58	1086.30	
20 Total Profit / (Loss) attributable to							
Profit / (Loss) attributable to Owners of parent	327.38	514.13	283.71	1361.23	955.99	938.84	
Profit / (Loss) attributable to Owners of non-controlling interests	0.00	0.00	0.00	0.00	0.00	0.00	
21 Total Comprehensive income for the period attributable to							
Comprehensive income for the period attributable to warants of parents	-43.24	-60.84	106.29	59.62	196.59	147.46	
Total Comprehensive income for the period attributable to Owners of non-controlling interest	0.00	0.00	0.00	0.00	0.00	0.00	
22 Details of Equity Share Capital							
Paid-up equity share capital	3174.60	3174.60	2116.40	3174.60	2116.40	3174.60	
Face value of equity share capital (In Rs)	1.00	1.00	1.00	1.00	1.00	1.00	
Details of Debt Securities	0.00	0.00	0.00	0.00	0.00	0.00	
23 Reserves excluding revaluation reserve	2663.26	2379.10	2422.35	2663.26	2422.35	1242.40	
24 Earnings per Share							
i Earning per Equity share from Continuing operations							
Basic earnings / (Loss) per Share from continuing operations	0.10	0.16	0.13	0.43	0.45	0.30	
Diluted earnings / (Loss) per Share from continuing operations	0.10	0.16	0.13	0.43	0.45	0.30	
ii Earning per Equity share from Discontinuing operations							
Basic earnings / (Loss) per Share from Discontinuing operations	0.00	0.00	0.00	0.00	0.00	0.00	
Diluted earnings / (Loss) per Share from Discontinuing operations	0.00	0.00	0.00	0.00	0.00	0.00	
iii Earnings per Equity Share							
a) Basic earnings / (Loss) per Share from Continuing and Discontinuing operations	0.10	0.16	0.13	0.43	0.45	0.30	
b) Diluted earnings / (Loss) per Share from Continuing and Discontinuing operations	0.10	0.16	0.13	0.43	0.45	0.30	
25 Debt equity ratio	0.00	0.00	0.00	0.00	0.00	0.00	
26 Debt Service coverage ratio	0.00	0.00	0.00	0.00	0.00	0.00	
27 Interest service coverage ratio	0.00	0.00	0.00	0.00	0.00	0.00	

Notes

- The Financial Results were reviewed by the audit committee and approved by the Board of Directors at its meeting held today on 24th January, 2025.
- There were no investor complaints received / pending as at 31st December 2024.
- The financial results have been prepared in accordance with the Indian Accounting Standards (Ind AS) as notified under the Companies (Indian Accounting Standards) Rules, 2015 as specified in section 133 of the Companies Act, 2013.
- Previous period figures have been regrouped / reclassified wherever necessary to correspond with the current period classification / disclosures.
- No provision for the taxation & deferred tax has been made for the period ended 31 December, 2023 and same will be provided at the year end.
- The Figures for the quarter ended December, 31 st 2024 are the balancing figures between unaudited figures till 31st dec 2024 and the published year to date figures upto the second quarter of the current Financial Year.

For SBC Exports Limited

For SBC Exports Limited

 Director

Govindj Gupta
(Managing Director)

Place : Sahibabad

Dated: 24th January, 2025

Standalone Segment wise Results for the Quarter Ended on 31st December, 2024


Particulars		Three months ended			Nine months ended		Financial Year ended
		01.10.2024	01.07.2024	01.10.2023	01.04.2024	01.04.2023	01.04.2023
Date of start of reporting period		01.10.2024	01.07.2024	01.10.2023	01.04.2024	01.04.2023	01.04.2023
Date of end of reporting period		31.12.2024	30.09.2024	31.12.2023	31.12.2024	31.12.2023	31.03.2024
Whether results are audited or unaudited		Unaudited	Unaudited	Unaudited	Unaudited	Unaudited	Audited
1	Segment Revenue (Income)						
	(net sale/income from each segment should be disclosed)						
i	IT Support Services	2183.70	2280.11	2586.48	6113.55	5348.09	7153.93
ii	Garments Sales	2818.72	2569.45	2194.09	9444.00	7491.49	11947.29
	Total Segment Revenue	5002.42	4849.56	4780.57	15557.54	12839.58	19101.22
	Less: Inter segment revenue	0.00	0.00	0.00	0.00	0.00	0.00
	Revenue from operations	5002.42	4849.56	4780.57	15557.54	12839.58	19101.22
2	Segment Result						
	Profit (+) / Loss (-) before tax and interest from each segment						
i	IT Support Services	102.11	136.32	195.18	337.50	490.05	549.09
ii	Garments Sales	398.85	537.21	233.49	1555.89	989.10	1385.86
	Total Profit before tax	500.97	673.53	428.67	1893.40	1479.15	1934.95
	i. Finance cost	183.64	196.30	145.51	552.57	401.61	592.21
	ii. Other Unallocable Expenditure net off Unallocable income	-18.67	-36.90	-0.55	-29.02	121.55	58.29
	Profit before tax	336.00	514.13	283.71	1369.85	955.99	1284.45
3	(Segment Asset - Segment Liabilities)						
	Segment Asset						
i	IT Support Services	715.85	1763.05	1321.58	715.85	1321.58	1586.78
ii	Garments Sales	16097.30	15908.57	10366.37	16097.30	10366.37	13473.82
	Total Segment Asset	16813.15	17671.62	11687.95	16813.15	11687.95	15060.60
	Un-allocable Assets	6652.97	4750.45	2030.02	6652.97	2030.02	3356.03
	Net Segment Asset	23466.12	22422.07	13717.97	23466.12	13717.97	18416.63
4	Segment Liabilities						
	Segment Liabilities						
i	IT Support Services	868.41	1080.89	1541.60	868.41	1541.60	1974.42
ii	Garments Sales	3096.11	4754.42	2901.90	3096.11	2901.90	4405.45
	Total Segment Liabilities	3964.52	5835.32	4443.50	3964.52	4443.50	6379.87
	Un-allocable Liabilities	19501.60	16586.75	9274.47	19501.60	9274.47	12036.76
	Net Segment Liabilities	23466.12	22422.07	13717.97	23466.12	13717.97	18416.63

Notes:

Previous period figures have been regrouped / reclassified wherever necessary to correspond with the current period classification / disclosures.

Place : Sahibabad

Dated: 24th January, 2025

For SBC Exports Limited
For SBC Exports LimitedGovindji Gupta
(Managing Director)

Limited Review Report on unaudited consolidated financial results of SBC Exports Limited for the quarter 31st December, 2024 and year to date results for the period from 1st April, 2024 to 31st December, 2024 pursuant to Regulation 33 of Securities and Exchange Board of India (Listing Obligations and Disclosure Requirements) Regulations, 2015, as amended

To
The Board of Directors
SBC Exports Limited,
9, Lohiya Talab, Chhoti Basahi,
P.O Vindhyachal Mirzapur, UP - 231307

1. We have reviewed the accompanying Statement of Consolidated Unaudited Financial Results of **SBC Exports Limited** ("the Parent") and its subsidiary (the Parent and its subsidiary together referred to as "the Group"), and its share of the net profit after tax and total comprehensive income for the for the quarter ended **31st December, 2024** and year to date results for the period from **1st April, 2024 to 31st December, 2024** ("the Statement") which includes an associate, being submitted by the Company pursuant to the requirement of Regulation 33 of the SEBI (Listing Obligations and Disclosure Requirements) Regulations, 2015, as amended.

2. Attention is drawn to the fact that the consolidated figures for the corresponding quarter ended 31st December, 2024 as reported in these financial results have been approved by the holding company's Board of Directors, but have not been subjected to review.

3. This statement, which is the responsibility of the Parent's Management and approved by the Parent's Board of Directors, has been prepared in accordance with the recognition and measurement principles laid down in Indian Accounting Standards 34 "Interim Financial Reporting" ('Ind AS 34'), prescribed under Section 133 of the Companies Act, 2013 and other accounting principles generally accepted in India and in compliance with Regulation 33 of the SEBI (LODR) Regulations, 2015. Our responsibility is to express a conclusion on the Statement based on our review.

4. We conducted our review of the Statement in accordance with the Standard on Review Engagements (SRE) 2410, "Review of Interim Financial Information Performed by the Independent Auditor of the Entity", issued by the Institute of Chartered Accountants of India. A review is limited primarily to inquiries of the personnel and analytical procedures applied to financial data and thus provide less assurance than an audit. We have not performed an audit and accordingly, we do not express an audit opinion. We also performed procedures in accordance with the circular issued by the SEBI under Regulation 33(8) of the SEBI (Listing Obligations and Disclosure Requirements) Regulations, 2015, as amended, to the extent applicable.

5. The Statement includes the results of the following entities:

Sr. No.	Name of the Entity	Relationship
1	Mauji Trip Limited	Wholly Owned Subsidiary

6. We have reviewed the financial information of 1 (One) subsidiary included in the consolidated unaudited financial results, whose financial information include total assets of Rs. 2,542.64 as at 31st December, 2024, total income of Rs. 2,246.65 Lakhs and Rs. 4,967.36 Lakhs, total net profit/(loss) after tax of Rs.30.34 Lakhs and Rs. 64.98 Lakhs, for the quarter ended 31st December, 2024 and for

the period from 1st April, 2024 to 31st December, 2024 as considered in the consolidated unaudited financial results.

7. Based on our review conducted, nothing has come to our attention that causes us to believe that the accompanying Statement, prepared in accordance with the recognition and measurement principles laid down in the aforesaid Indian Accounting Standard and other accounting principles generally accepted in India, has not disclosed the information required to be disclosed in terms of Regulation 33 of the SEBI (Listing Obligations and Disclosure Requirements) Regulations, 2015, as amended, including the manner in which it is to be disclosed, or that it contains any material misstatement.

For STRG & Associates
Chartered Accountants
FRN 014826N

RAKESH Digitally signed by
RAKESH GUPTA
GUPTA Date: 2025.01.24
19:29:58 +05'30'

CA Rakesh Gupta
(Partner)
M. No. 094040

UDIN: 25094040BMHUCD3906
Place: Delhi
Date: 24.01.2025

SBC EXPORTS LIMITED

CIN: L18100UP2011PLC043209

Regd. Off.: 9, Lohiya Talab, Chhoti Basahi P.O. Vindhyachal, Mirzapur, Uttar Pradesh, India, 231307

Corp.Off.: 49/95 SITE-IV SAHIBABAD INDUSTRIAL AREA GHAZIABAD UTTAR PRADESH-201010


Tel: 0120-2895246, Email: info@sbcexportslimited.com, Website: www.sbcexportslimited.com

(Rs. in Lakh except EPS)

Consolidated Financial Results for the Quarter Ended on 30th December, 2024							
Particulars	For Quarter Ended			For Nine months ended		For Financial Year Ended	
	31.12.2024 Unaudited	30.09.2024 Unaudited	31.12.2023 Unaudited	31.12.2024 Unaudited	31.12.2023 Unaudited	31.03.2024 Audited	
1 Income							
Revenue from operations	7204.20	6598.36	5195.92	20374.90	14004.04	20940.57	
Other Income	409.23	201.16	75.16	750.17	192.77	365.28	
Total Income	7613.43	6799.52	5271.08	21125.07	14196.81	21305.85	
2 Expenses							
a) Cost of raw material consumed	4962.29	4945.43	4432.12	14442.09	9832.52	14926.73	
b) Purchase of stock-in-trade	2102.93	1682.24	420.43	4628.21	1113.63	1745.09	
c) Changes in Inventories of finished goods, work-in-progress and stock-in-trade	-792.99	-1277.55	-512.77	-2036.00	191.71	54.94	
d) Employee benefit expense	318.59	338.27	232.69	958.57	791.73	1167.23	
e) Finance Costs	183.84	196.36	145.54	552.95	401.77	592.49	
f) Depreciation, Depletion and amortisation expense	43.22	41.58	32.60	126.08	112.71	157.14	
g) Other Expenses							
(i) Other Expenses	429.57	336.27	233.74	1018.70	789.58	1367.85	
Total Expenses	7247.45	6262.59	4984.35	19690.62	13233.64	20011.47	
3 Total Profit before Exceptional items & Tax	365.98	536.93	286.73	1434.46	963.17	1294.38	
4 Exceptional Items	0.00	0.00	0.00	0.00	0.00	0.00	
5 Total Profit before Tax	365.98	536.93	286.73	1434.46	963.17	1294.38	
6 Tax Expense							
7 Current tax	0.00	0.00	0.00	0.00	0.00	359.38	
8 Earlier's Year Tax	8.24	0.00	0.00	8.24	0.00	0.00	
9 Deferred Tax	0.00	0.00	0.00	0.00	0.00	9.50	
10 Total tax expenses	0.00	0.00	0.00	8.24	0.00	349.88	
11 Net movement in regulatory deferral account balances related to profit or loss and related tax movement	0.00	0.00	0.00	0.00	0.00	0.00	
12 Net Profit / (Loss) for the period of continuing operations	357.74	536.93	286.73	1426.22	963.17	944.50	
13 Profit / (Loss) from discontinued operations before tax	0.00	0.00	0.00	0.00	0.00	0.00	
14 Tax Expense of discontinued operations	0.00	0.00	0.00	0.00	0.00	0.00	
15 Net Profit / (Loss) from discontinued operation after tax (XII-XIII)	0.00	0.00	0.00	0.00	0.00	0.00	
16 Share of profit (Loss) of associates and joint venture accounted for using equity Method	0.00	0.00	0.00	0.00	0.00	0.00	
17 Total Profit(Loss) for the period	357.74	536.93	286.73	1426.22	963.17	944.50	
18 Other Comprehensive income Net of taxes	-43.24	102.86	106.29	59.62	196.59	147.46	
19 Total Comprehensive income for the period	314.50	639.79	393.02	1485.84	1159.76	1091.96	
20 Total Profit / (Loss) attributable to							
Profit / (Loss) attributable to Owners of parent	357.74	536.93	286.74	1426.22	963.17	944.50	
Profit / (Loss) attributable to Owners of non-controlling interests	0.00	0.00	0.00	0.00	0.00	0.00	
21 Total Comprehensive income for the period attributable to							
Comprehensive income for the period attributable to warrants of parents	-43.24	102.86	106.29	59.62	196.59	147.46	
Total Comprehensive income for the period attributable to Owners of non-controlling interests	0.00	0.00	0.00	0.00	0.00	0.00	
22 Details of Equity Share Capital							
Paid-up equity share capital	3174.60	3174.60	2116.40	3174.60	2116.40	3174.60	
Face value of equity share capital (In Rs)	1.00	1.00	1.00	1.00	1.00	1.00	
Details of Debt Securities	0.00	0.00	0.00	0.00	0.00	0.00	
23 Reserves excluding revaluation reserve	2746.01	2414.61	2429.51	2746.01	2429.51	1260.17	
24 Earnings per Share							
i Earning per Equity share from Continuing operations							
Basic earnings / (Loss) per Share from continuing operations	0.11	0.17	0.14	0.45	0.46	0.30	
Diluted earnings / (Loss) per Share from continuing operations	0.11	0.17	0.14	0.45	0.46	0.30	
ii Earning per Equity share from Discontinuing operations							
Basic earnings / (Loss) per Share from Discontinuing operations	0.00	0.00	0.00	0.00	0.00	0.00	
Diluted earnings / (Loss) per Share from Discontinuing operations	0.00	0.00	0.00	0.00	0.00	0.00	
iii Earnings per Equity Share							
a) Basic earnings / (Loss) per Share from Continuing and Discontinuing operations	0.11	0.17	0.14	0.45	0.46	0.30	
b) Diluted earnings / (Loss) per Share from Continuing and Discontinuing operations	0.11	0.17	0.14	0.45	0.46	0.30	
25 Debt equity ratio	0.00	0.00	0.00	0.00	0.00	0.00	
26 Debt Service coverage ratio	0.00	0.00	0.00	0.00	0.00	0.00	
27 Interest service coverage ratio	0.00	0.00	0.00	0.00	0.00	0.00	

Notes

- The Financial Results were reviewed by the audit committee and approved by the Board of Directors at its meeting held today on 24th January, 2025.
- There were no investor complaints received / pending as at 31st December 2024.
- The financial results have been prepared in accordance with the Indian Accounting Standards (Ind AS) as notified under the Companies (Indian Accounting Standards) Rules, 2015 as specified in section 133 of the Companies Act, 2013.
- Previous period figures have been regrouped / reclassified wherever necessary to correspond with the current period classification / disclosures.
- No provision for the taxation & deferred tax has been made for the period ended 31 December, 2023 and same will be provided at the year end.
- The Figures for the quarter ended December, 31 st 2024 are the balancing figures between unaudited figures till 31st dec 2024 and the published year to date figures upto the second quarter of the current Financial Year.

For SBC Exports Limited
For SBC Exports LimitedGovindji Gupta
(Managing Director)

Place : Sahibabad

Dated: 24th January, 2025

SBC EXPORTS LIMITED

CIN: L18100UP2011PLC043209

Regd. Off.: 9, Lohiya Talab, Chhoti Basahi P.O. Vindhyachal, Mirzapur, Uttar Pradesh, India, 231307

Corp.Off.: 49/95 SITE-IV SAHIBABAD INDUSTRIAL AREA GHAZIABAD UTTAR PRADESH-201010

Tel: 0120-2895246, Email: info@sbceportslimited.com, Website: www.sbceportslimited.com

Consolidated Segment wise Results for the Quarter Ended on 31st December, 2024

Particulars		Three Months Ended			Nine months ended		Financial Year Ended
	Date of start of reporting period	01.10.2024	01.07.2024	01.10.2023	01.04.2024	01.04.2023	01.04.2023
	Date of end of reporting period	31.12.2024	30.09.2024	31.12.2023	31.12.2024	31.12.2023	31.03.2024
	Whether results are audited or unaudited	Unaudited	Unaudited	Unaudited	Unaudited	Unaudited	Audited
1	Segment Revenue (Income) (net sale/income from each segment should be disclosed)						
i	IT Support Services	2183.69	2280.11	2586.48	6113.55	5348.09	7153.93
ii	Garments Sales	2818.72	2569.45	2194.09	9444.00	7491.49	11947.29
iii	Tour & Travel Services	2244.52	1795.52	477.30	4962.05	1264.13	1973.01
	Total Segment Revenue	7246.92	6645.08	5257.87	20519.59	14103.71	21074.23
	Less: Inter segment revenue	42.72	52.90	46.77	144.69	99.67	0.00
	Revenue from operations	7204.20	6592.18	5211.10	20374.90	14004.04	21074.23
2	Segment Result Profit (+) / Loss (-) before tax and interest from each segment						
i	IT Support Services	102.11	136.32	195.18	337.50	490.05	549.09
ii	Garments Sales	398.86	537.21	233.49	1555.89	989.10	1385.86
iii	Tour & Travel Services	29.61	22.79	3.03	64.22	7.17	11.42
	Total Profit before tax	530.59	696.32	431.70	1957.62	1486.32	1946.37
	i. Finance cost	183.84	196.36	145.54	552.95	401.77	592.49
	ii. Other Unallocable Expenditure net off Unallocable income	-19.24	-16.97	-0.58	-29.78	121.38	59.51
	Profit before tax	365.99	516.93	286.74	1434.45	963.17	1294.37
3	(Segment Asset - Segment Liabilities) Segment Asset						
i	IT Support Services	715.85	1763.05	1321.58	715.85	1321.58	1586.78
ii	Garments Sales	16097.30	15908.57	10366.37	16097.30	10366.37	13473.82
iii	Tour & Travel Services	2639.53	2315.65	75.55	2639.53	75.55	242.76
	Total Segment Asset	19452.68	19987.27	11763.50	19452.68	11763.50	15303.36
	Un-allocable Assets	5760.71	3829.82	2030.01	5760.71	2030.01	3186.25
	Net Segment Asset	25213.39	23817.09	13793.51	25213.39	13793.51	18489.61
4	Segment Liabilities Segment Liabilities						
i	IT Support Services	1541.59	1080.89	1541.59	868.41	1541.59	1974.42
ii	Garments Sales	2901.90	4754.42	2901.90	3096.11	2901.90	4405.45
iii	Tour & Travel Services	75.55	2315.65	75.55	1747.27	75.55	22.77
	Total Segment Liabilities	4519.04	8150.96	4519.04	5711.79	4519.04	6402.64
	Un-allocable Liabilities	9274.47	15666.13	9274.47	19501.60	9274.47	12086.97
	Net Segment Liabilities	13793.51	23817.09	13793.51	25213.39	13793.51	18489.61

Notes:

Previous period figures have been regrouped / reclassified wherever necessary to correspond with the current period classification / disclosures.

Place : Sahibabad
Dated: 24th January, 2025

For SBC Exports Limited
For SBC Exports Limited

Govindji Gupta
(Managing Director)

B. STATEMENT ON DEVIATION OR VARIATION FOR PROCEEDS OF PUBLIC ISSUE, RIGHTS ISSUE, PREFERENTIAL ISSUE, QUALIFIED INSTITUTIONS PLACEMENT ETC. – Not Applicable.

C. FORMAT FOR DISCLOSING OUTSTANDING DEFAULT ON LOANS AND DEBT SECURITIES – Not Applicable as we don't have any default on loans and debt securities outstanding as on December 31, 2024.

D. FORMAT FOR DISCLOSURE OF RELATED PARTY TRANSACTIONS (applicable only for halfyearly filings i.e., 2nd and 4th quarter) - Not Applicable.

E. STATEMENT ON IMPACT OF AUDIT QUALIFICATIONS (FOR AUDIT REPORT WITH MODIFIED OPINION) SUBMITTED ALONG-WITH ANNUAL AUDITED FINANCIAL RESULTS (Standalone and Consolidated separately) (applicable only for Annual Filing i.e., 4th quarter) – Not Applicable.