

**SIL/BSE/NSE/2024-25**

January 31, 2025

To, The General Manager, Department of Corporate Services, BSE Limited, P.J. Towers, Dalal Street, Mumbai – 400001 <b>Company Code No.: 511076</b>	To, The Listing Department. National Stock Exchange of India Limited Exchange Plaza, C-1, Block G Bandra Kurla Complex Bandra (E), Mumbai – 400 051 <b>Trading Symbol: SATINDLTD</b>
--	--

**Sub: Outcome of the Board Meeting dated January 31, 2025.**

Dear Sir/Madam,

Pursuant to the provisions of Regulations 30 and 33 of the SEBI (Listing Obligations and Disclosure Requirements) Regulations, 2015, we wish to inform you that the Board of Directors of the Company, at its meeting held today i.e., Friday, January 31, 2025, inter-alia, transacted the following businesses:

**1. Financial Results**

On the recommendation of Audit Committee, the Board has considered and approved the Un-audited Standalone and Consolidated Financial Results of the Company for the Quarter and Nine months ended December 31, 2024 along with the Limited Review Reports received from the Statutory Auditor of the Company. The results along with the Limited Review Reports thereon duly signed by the Statutory Auditors of the Company are enclosed herewith.

**2. Investment in M.R. Organisation Limited, a material subsidiary of the Company**

Approved fund infusion by way of investment upto an amount of Rs. 30 Crores in M.R. Organisation Limited, a material subsidiary company in one or more tranches through shares, debentures, liquid funds, debt funds or any other financial instruments as may be decided by the Board from time to time. Further the funds will be used for working capital requirements.

The requisite details as required under SEBI Listing Regulations, read with the SEBI Circular No. SEBI/HO/CFD/CFD-PoD-1/P/CIR/2023/123 dated July 13, 2023, will be disclosed to the stock exchange(s) after investment is made by the Company.

The meeting of the Board of Directors commenced at 03:30 p.m. and concluded at 05:48 p.m.

You are requested to take the above information on your record.

Thanking you,

Yours faithfully,

**FOR SAT INDUSTRIES LIMITED**

**Harikant Turgalia**  
Whole-Time Director  
DIN: 00049544

Encl.: As above



# Ajay Paliwal & Company

## CHARTERED ACCOUNTANTS

### INDEPENDENT AUDITOR'S REVIEW REPORT ON REVIEW OF INTERIM CONSOLIDATED FINANCIAL RESULTS


#### TO THE BOARD OF DIRECTORS OF SAT INDUSTRIES LIMITED

1. We have reviewed the accompanying Statement of Consolidated Unaudited Financial Results of **SAT INDUSTRIES LIMITED** (the "Parent") and its subsidiaries (the Parent and its subsidiaries together referred to as the "Group"), for the quarter ended December 31, 2024 and year to date from April 1, 2024 to December 31, 2024 (the "Statement"), being submitted by the Parent pursuant to the requirement of Regulation 33 of the SEBI (Listing Obligations and Disclosure Requirements) Regulations, 2015, as amended ("the Listing Regulations").

2. This Statement, which is the responsibility of the Parent's Management and approved by the Parent's Board of Directors, has been prepared in accordance with the recognition and measurement principles laid down in the Indian Accounting Standard 34 "Interim Financial Reporting" ("Ind AS 34"), prescribed under Section 133 of the Companies Act, 2013 read with relevant rules issued thereunder and other accounting principles generally accepted in India. Our responsibility is to express a conclusion on the Statement based on our review.

3. We conducted our review of the Statement in accordance with the Standard on Review Engagements (SRE) 2410 "Review of Interim Financial Information Performed by the Independent Auditor of the Entity", issued by the Institute of Chartered Accountants of India ("ICAI"). A review of interim financial information consists of making inquiries, primarily of Parent's personnel responsible for financial and accounting matters, and applying analytical and other review procedures. A review is substantially less in scope than an audit conducted in accordance with Standards on Auditing specified under Section 143(10) of the Companies Act, 2013 and consequently does not enable us to obtain assurance that we would become aware of all significant matters that might be identified in an audit. Accordingly, we do not express an audit opinion.

We also performed procedures in accordance with the circular issued by the SEBI under Regulation 33(8) of the SEBI (Listing Obligations and Disclosure Requirements) Regulations, 2015, as amended, to the extent applicable.



418, Teacher's Colony, Ambamata Scheme, Udaipur-313001

☎: 0294-2430466, 📞: 94141-61477

🌐: caajayhpaliwal@gmail.com



# Ajay Paliwal & Company

## CHARTERED ACCOUNTANTS

4. The Statement includes the results of the following entities:

Parent:

Sat Industries Limited

Subsidiaries:

- (i) Sah Polymers Limited -consolidated
- (ii) Aeroflex Industries Limited-consolidated
- (iii) M R Organisation Limited -Consolidated
- (iv) Aeroflex Finance Private Limited
- (v) Italica Global FZC, UAE

5. Based on our review conducted and procedures performed as stated in paragraph 3 above and based on the consideration of the review reports of the other auditors referred to in paragraph 6 below, nothing has come to our attention that causes us to believe that the accompanying Statement, prepared in accordance with the recognition and measurement principles laid down in the aforesaid Indian Accounting Standard and other accounting principles generally accepted in India, has not disclosed the information required to be disclosed in terms of Regulation 33 of the SEBI (Listing Obligations and Disclosure Requirements) Regulations, 2015, as amended, including the manner in which it is to be disclosed, or that it contains any material misstatement.


6. We did not review the interim financial information of 4 subsidiaries included in the consolidated unaudited financial information, whose interim financial information reflect

(i) total revenues of ₹ 15218.59 lakhs, total profit after tax (net) of ₹ 1906.83 lakhs and total comprehensive income (net) of ₹ 1867.06 lakhs for the quarter ended December 31, 2024, and

(ii) total revenues of ₹ 42154.01 lakhs, total profit after tax (net) of ₹ 5126.42 lakhs and total comprehensive income (net) of ₹ 5129.74 lakhs for the period from April 1, 2024, to December 31, 2024,

as considered in the consolidated unaudited financial results. This interim financial information has been reviewed by other auditors whose reports have been furnished to us by the Management and our conclusion on the Statement, in so far as it relates to the amounts and disclosures included in respect of these subsidiaries is based solely on the reports of the other auditors and the procedures performed by us as stated in paragraph 3 above.

Our conclusion on the Statement is not modified in respect of these matters.



418, Teacher's Colony, Ambamata Scheme, Udaipur-313001

☎: 0294-2430466, 📞: 94141-61477

🌐: caajayhpaliwal@gmail.com



# Ajay Paliwal & Company

## CHARTERED ACCOUNTANTS

7. The consolidated unaudited financial results includes the interim financial information of 1 subsidiary which have not been reviewed by their auditors, whose interim financial information reflect

(i) total revenues of ₹ 683.86 lakhs, total profit after tax (net) of ₹ 108.76 lakhs and total comprehensive income (net) of ₹ 191.92. lakhs for the quarter ended December, 2024, and

(ii) total revenues of ₹ 1234.96 lakhs, total profit after tax (net) of Rs.276.74 lakhs and total comprehensive income (net) of ₹ 382.08 lakhs for the period from April 1, 2024, to December, 2024,

as considered in the consolidated unaudited financial results. According to the information and explanations given to us by the Management, this interim financial information is not material to the Group.

Our conclusion on the Statement is not modified in respect of our reliance on the interim financial information certified by the management.

**For Ajay Paliwal & Company.,**  
Chartered Accountants  
Firm's Registration No.012345C



Ajay Paliwal

Proprietor

Place of signature: Mumbai

Membership No.:403290

Date: January 31, 2025

ICAI UDIN: 25403290 B M L E J K 6997

418, Teacher's Colony, Ambamata Scheme, Udaipur-313001

☎: 0294-2430466, 📞: 94141-61477

🌐: caajayhaliwal@gmail.com

# SAT INDUSTRIES LIMITED

Regd. Office : 53, C-Wing, Mittal Tower, Nariman Point, Mumbai - 400021  
 CIN : L25199MH1984PLC034632 Email : accounts@satgroup.in Website : www.satgroup.in  
 Tel : 022-65209500

## Statement of unaudited consolidated financial results for the quarter and nine months ended 31st December,2024

(₹ in lakhs)

Particulars		3 months ended 31/12/2024	Preceding 3 months ended 30/09/2024	Corresponding 3 months ended in the previous year 31/12/2023	Year to date figures for the current period ended 31/12/2024	Year to date figures for the previous period ended 31/12/2023	Previous year ended 31/03/2024
		(Unaudited)	(Unaudited)	(Unaudited)	(Unaudited)	(Unaudited)	(Audited)
<b>Income:</b>							
Revenue from operations	1	15,729.86	13,779.40	11,823.97	41,770.45	38,520.00	50,062.28
Other income	2	362.90	1,128.29	1,005.69	2,179.20	27,040.22	27,779.88
<b>Total Income (1+2)</b>	<b>3</b>	<b>16,092.76</b>	<b>14,907.69</b>	<b>12,829.66</b>	<b>43,949.65</b>	<b>65,560.22</b>	<b>77,842.16</b>
<b>Expenses :</b>							
Cost of Materials consumed		8,720.73	8,618.17	8,176.96	24,205.31	26,075.07	32,270.17
Purchases of Stock-in-Trade		462.88	(190.11)	(54.09)	488.29	410.76	1,006.79
Changes in inventories of finished goods, work-in-progress and Stock-in-Trade		(468.31)	(658.50)	(533.82)	(1,151.42)	(1,422.24)	(1,153.68)
Employee benefits expense		1,642.10	1,393.75	958.52	4,122.90	2,706.17	3,662.04
Finance costs		140.52	169.39	218.09	443.53	761.39	981.67
Depreciation and amortization expense		346.60	344.89	232.22	1,007.65	667.19	916.01
Other expenses		2,504.83	2,125.10	1,707.62	6,602.81	5,137.46	6,983.99
<b>Total expenses</b>	<b>4</b>	<b>13,349.35</b>	<b>11,802.69</b>	<b>10,705.50</b>	<b>35,719.07</b>	<b>34,335.80</b>	<b>44,666.99</b>
Profit before exceptional items and tax(3-4)	5	2,743.41	3,105.00	2,124.16	8,230.58	31,224.42	33,175.17
Exceptional items	6	-	(12.81)	-	(12.81)	-	-
Profit/(loss) before tax (5-6)	7	2,743.41	3,092.19	2,124.16	8,217.77	31,224.42	33,175.17
Tax expense :	8	558.14	855.54	653.28	1,994.96	5,238.85	5,752.71
Profit/(loss) for the period from continuing operation (7-8)	9	2,185.27	2,236.65	1,470.88	6,222.81	25,985.57	27,422.46
Profit/(Loss) from discontinued operations.	10	-	-	-	-	-	-
Tax expense of discontinued operations	11	-	-	-	-	-	-
Profit/(loss) for the period from discontinued operation after tax (10-11)	12	-	-	-	-	-	-
Profit/(loss) for the period (9+12)	13	2,185.27	2,236.65	1,470.88	6,222.81	25,985.57	27,422.46
Share of profit of associates companies	14	-	-	-	-	-	-
Net profit after tax and share in associates	15	2,185.27	2,236.65	1,470.88	6,222.81	25,985.57	27,422.46
Attributable to							
(a) Owners of the company		1,401.25	1,483.92	1,196.22	4,201.16	25,195.60	25,791.61
(b) Non-controlling interest		784.02	752.73	274.66	2,021.65	789.97	1,630.85
<b>Other Comprehensive Income</b>	<b>16</b>						
A(i) item that will not be reclassified to profit or loss							
Re-measurement gains (losses) on Shares of Securities and shares		6.22	13.39	12.90	25.76	13.99	12.19
Re-measurement gains (losses) on Actuarial Valuation of Gratuity		2.21	1.54	-	3.75	-	12.19
Income Tax effect		(0.56)	(0.39)	-	(0.95)	-	-
(ii) Income tax relating to item that will not be reclassified to profit or loss		-	-	-	-	-	-
B(i) item that will be reclassified to profit or loss		41.74	63.51	(12.45)	105.86	36.72	50.58
(ii) Income tax relating to item that will be reclassified to profit or loss		-	-	-	-	-	-
<b>Total Comprehensive Income for the period (15+16) ( Comprising profit (loss) and</b>	<b>17</b>	<b>2,234.88</b>	<b>2,314.70</b>	<b>1,471.33</b>	<b>6,357.23</b>	<b>26,036.28</b>	<b>27,485.23</b>
Attributable to a) Owners of the company		1,450.86	1,561.97	1,196.67	4,335.58	25,246.31	25,854.38
(b) Non-controlling interest		784.02	752.73	274.66	2,021.65	789.97	1,630.85
Of the Total comprehensive income above,							
Other Comprehensive income attributable to :							
Owners of the parent		49.61	78.05	0.45	134.42	50.71	62.77
Non-controlling interests		-	-	-	-	-	-
Paid up Equity Share Capital		2,261.70	2,261.70	2,261.70	2,261.70	2,261.70	2,261.70
Face value per share ₹ 2/- each							69,804.99
<b>Other Equity</b>							
Earnings per equity share:(for continued Operation- not annualised):							
(1) Basic		1.93	1.98	1.30	5.50	22.98	24.25
(2) Diluted		1.93	1.98	1.30	5.50	22.98	24.25
Earnings per equity share:(for discontinued Operation- not annualised)							
(1) Basic		-	-	-	-	-	-
(2) Diluted		-	-	-	-	-	-
Earnings per equity share:(for discontinued & continuing operations- not annualised)							
(1) Basic		1.93	1.98	1.30	5.50	22.98	24.25
(2) Diluted		1.93	1.98	1.30	5.50	22.98	24.25



**Notes :**

1.The above results have been reviewed by the Audit Committee and approved by the Board of Directors at its meeting held on January 31,2025.The same have also been subjected to Limited Review by the Statutory Auditors and the Report does not have any impact on the above "Results and Notes" for the quarter and nine months ended December 31,2024 which needs to be explained.

2.Segment information as per Ind-AS 108, 'Operating Segments' is disclosed in Annexure-1.

3. There is no exceptional item of income/expenses.

4.In view of acquisitions and changes in the Company's shareholding in some of the subsidiaries, the consolidated results for the current period are not strictly comparable with those of the previous period.

5.The standalone financial results for the quarter and nine months ended December 31, 2024 are summarised below and detailed financial results are available on the Company's website www.satgroup.com and have been submitted to the BSE Limited (www.bseindia.com) and National Stock Exchange Limited (www.nseindia.com) where the equity shares of the Company are listed.

Particulars	3 months ended 31/12/2024	Preceding 3 months ended 30/09/2024	Corresponding 3 months ended in the previous year 31/12/2023	Year to date figures for the current period ended 31/12/2024	Year to date figures for the current period ended 31/12/2023	Previous year ended 31/03/2024
	(Unaudited)	(Unaudited)	(Unaudited)	(Unaudited)	(Unaudited)	(Audited)
Revenue from operations	382.87	794.58	2,375.66	1,798.54	33,016.84	33,692.72
Profit before tax	151.17	637.40	619.20	1,285.53	26,676.45	27,134.43
Profit for the period	169.73	475.08	432.74	1,017.62	22,672.32	23,006.97
Other Comprehensive Income	6.23	13.39	10.61	25.76	13.99	12.19
Total Comprehensive Income for the period	175.95	488.47	443.35	1,043.38	22,686.31	23,019.16

6.These consolidated financial results are available on the Company's website viz, www.satgroup.com and on the websites of BSE Limited (www.bseindia.com) and National Stock Exchange Limited (www.nseindia.com)

7.Figures for the previous periods have been re-grouped /re-classified to conform to the figures of the current periods.

8. This statement is as per Regulation 33 of the SEBI (Listing Obligations and Disclosure Requirements) Regulations, 2015.

For Sat Industries Limited

*Harikant Turgalia*

Harikant Turgalia  
Wholetime Director  
DIN: 00049544



Place : Mumbai  
Date : 31/01/2025

**SAT INDUSTRIES LIMITED**

Regd. Office : 53, C-Wing, Mittal Tower, Nariman Point, Mumbai - 400021  
CIN : L25199MH1984PLC034632 Email : accounts@satgroup.in Website : www.satgroup.in

Tel : 022-65209500

**Consolidated Segment-wise Revenue, Results and Capital Employed (₹ in lakhs)**

Particulars	3 months ended 31/12/2024	Preceding 3 months ended 30/09/2024	Corresponding 3 months ended in the previous year 31/12/2023	Year to date figures for the current period ended 31/12/2024	Year to date figures for the previous period ended 31/12/2023	Previous year ended 31/03/2024
	(Unaudited)	(Unaudited)	(Unaudited)	(Unaudited)	(Unaudited)	(Audited)
<b>Segment Revenue *</b>						
1 Trading	129.53	135.93	129.52	349.11	391.25	1,135.27
2 Manufacturing :						
(a) Flexible Packaging	3,080.31	3,226.64	2,489.63	9,111.97	7,397.02	9,913.36
(b) Flexible Flow Solution	10,502.61	8,597.41	7,400.64	28,190.35	24,059.79	31,937.83
(c) SS Wire rod	-	-	1,547.39	-	5,748.16	5,776.06
(d) Engineering Services	1,774.59	1,605.66	-	3,380.25	-	-
3 Finance	242.82	213.76	256.79	738.77	923.78	1,299.76
<b>Total</b>	<b>15,729.86</b>	<b>13,779.40</b>	<b>11,823.97</b>	<b>41,770.45</b>	<b>38,520.00</b>	<b>50,062.28</b>
Other Income	362.90	1,128.29	1,005.69	2,179.20	27,040.22	27,779.88
<b>Total Revenue</b>	<b>16,092.76</b>	<b>14,907.69</b>	<b>12,829.66</b>	<b>43,949.65</b>	<b>65,560.22</b>	<b>77,842.16</b>
<b>Segment results*</b>						
1 Trading	(6.43)	(5.77)	(37.95)	(0.51)	2.34	52.48
2 Manufacturing :						
(a) Flexible Packaging	(0.73)	(65.93)	(81.05)	(78.21)	(157.83)	(210.52)
(b) Flexible Flow Solution	2,045.00	1,077.19	1,290.01	4,713.74	4,069.92	5,345.20
(c) SS Wire rod	-	-	34.70	-	40.24	58.81
(d) Engineering Services	412.31	983.23	-	1,395.56	-	-
3 Finance	(69.64)	(12.01)	(87.24)	20.80	229.53	149.32
<b>Total Segment Results</b>	<b>2,380.51</b>	<b>1,976.71</b>	<b>1,118.47</b>	<b>6,051.38</b>	<b>4,184.20</b>	<b>5,395.29</b>
Other Income	362.90	1,128.29	1,005.69	2,179.20	27,040.22	27,779.88
Exceptional Income	-	(12.81)	-	(12.81)	-	-
Profit before tax	<b>2,743.41</b>	<b>3,092.19</b>	<b>2,124.16</b>	<b>8,217.77</b>	<b>31,224.42</b>	<b>33,175.17</b>
Provision for tax	558.14	855.54	653.28	1,994.96	5,238.85	5,752.71
Profit after tax	<b>2,185.27</b>	<b>2,236.65</b>	<b>1,470.88</b>	<b>6,222.81</b>	<b>25,985.57</b>	<b>27,422.46</b>
<b>Segment Assets*</b>						
1 Trading	-	-	-	-	-	-
2 Manufacturing						
(a) Flexible Packaging	12,808.33	12,565.51	12,600.66	12,808.33	12,600.66	12,397.05
(b) Flexible Flow Solution	48,263.17	44,383.35	38,704.91	48,263.17	38,704.91	41,363.91
(c) SS Wire rod	-	-	4,115.65	-	4,115.65	1,185.93
(d) Engineering Services	6,643.96	6,067.45	-	6,643.96	-	-
3 Finance	31,287.41	32,646.82	35,061.75	31,287.41	35,061.75	34,380.31
<b>Total</b>	<b>99,002.87</b>	<b>95,663.13</b>	<b>90,482.97</b>	<b>99,002.87</b>	<b>90,482.97</b>	<b>89,327.20</b>
<b>Segment Liabilities *</b>						
1 Trading	-	-	1,206.70	-	1,206.70	-
2 Manufacturing						
(a) Flexible Packaging	4,589.76	4,627.52	4,452.99	4,589.76	4,452.99	4,145.87
(b) Flexible Flow Solution	10,886.02	9,080.66	6,648.79	10,886.02	6,648.79	8,181.96
(c) SS Wire rod	-	-	3,759.87	-	3,759.87	161.51
(d) Engineering Services	1,892.12	3,173.39	-	1,892.12	-	-
3 Finance	1,267.29	648.16	5,177.36	1,267.29	5,177.36	4,771.17
<b>Total</b>	<b>18,635.19</b>	<b>17,529.73</b>	<b>21,245.71</b>	<b>18,635.19</b>	<b>21,245.71</b>	<b>17,260.51</b>
<b>Capital Employed</b>	<b>80,367.68</b>	<b>78,133.40</b>	<b>69,237.26</b>	<b>80,367.68</b>	<b>69,237.26</b>	<b>72,066.69</b>

\*After consolidated adjustments


1. Figures for the previous periods have been regrouped/reclassified to conform to the classification of the current period.

Place : Mumbai  
Date : 31/01/2025



For SAT INDUSTRIES LIMITED

*Harikant Turgalia*  
Harikant Turgalia  
Wholetime Director  
DIN: 00049544



# Ajay Paliwal & Company

## CHARTERED ACCOUNTANTS

### INDEPENDENT AUDITOR'S REVIEW REPORT ON REVIEW OF INTERIM STANDALONE FINANCIAL RESULTS


#### TO THE BOARD OF DIRECTORS OF SAT INDUSTRIES LIMITED

1. We have reviewed the accompanying statement of standalone unaudited financial results (the 'Statement') of **Sat Industries Limited** (the 'Company') for the quarter ended December 31, 2024 and year to date from April 1, 2024, to December 31, 2024 ("the Statement"), being submitted by the Company pursuant to the requirements of Regulation 33 of the SEBI (Listing Obligations and Disclosure Requirements) Regulations, 2015, as amended.

2. This Statement, which is the responsibility of the Company's Management and approved by the Company's Board of Directors at its meeting held on January 31, 2025, has been prepared in accordance with the recognition and measurement principles laid down in the Indian Accounting Standard 34 "Interim Financial Reporting" ("Ind AS 34"), prescribed under Section 133 of the Companies Act, 2013 read with relevant rules issued thereunder and other accounting principles generally accepted in India. Our responsibility is to issue a report on the Statement based on our review.

3. We conducted our review in accordance with the Standard on Review Engagements (SRE) 2410. Review of Interim Financial Information Performed by the Independent Auditor of the Entity, issued by the Institute of Chartered Accountants of India. This standard requires that we plan and perform the review to obtain moderate assurance as to whether the Statement is free of material misstatement. A review is limited primarily to inquiries of company personnel and analytical procedures, applied to financial data and thus provides less assurance than an audit. We have not performed an audit and accordingly, we do not express an audit opinion.

We also performed procedures in accordance with the circular issued by the SEBI under Regulation 33(8) of the SEBI (Listing Obligations and Disclosure Requirements) Regulations, 2015, as amended, to the extent applicable.



418, Teacher's Colony, Ambamata Scheme, Udaipur-313001

☎: 0294-2430466, 📞: 94141-61477

🌐: caajayhpalival@gmail.com




# Ajay Paliwal & Company

CHARTERED ACCOUNTANTS

4. Based on our review conducted as above, nothing has come to our attention that causes us to believe that the accompanying Statement, prepared in accordance with applicable Indian Accounting Standards specified under Section 133 of the Companies Act, 2013 and SEBI Circulars CIR/CFD/CMD/ 15/2015 dated 30 November 2015 and CIR/CFD/FAC/ 62/2016 dated 5 July 2016, and other recognised accounting practices and policies, has not disclosed the information required to be disclosed in accordance with the requirements of Regulation 33 of the SEBI (Listing Obligations and Disclosure Requirements) Regulations, 2015, including the manner in which it is to be disclosed or that it contains any material misstatement.

**For Ajay Paliwal & Company.,**  
Chartered Accountants  
Firm's Registration No.012345C



Ajay Paliwal  
Proprietor  
Place of signature: Mumbai  
Membership No.: 403290  
Date: January 31, 2025  
ICAI UDIN: 25403290BMLEJL9063

---

418, Teacher's Colony, Ambamata Scheme, Udaipur-313001

☎: 0294-2430466, 📞: 94141-61477

🌐: caajayhaliwal@gmail.com

**SAT INDUSTRIES LIMITED**

Regd. Office : 53, C-Wing, Mittal Tower, Nariman Point, Mumbai - 400021  
 CIN : L25199MH1984PLC034632 Email : accounts@satgroup.in Website : www.satgroup.in  
 Tel : 022-65209500

Statement of standalone unaudited financial results for the quarter and nine months ended 31st December, 2024							
							(₹ in lakhs)
Particulars		3 months ended	Preceding 3	Corresponding	Year to date	Year to date for	Previous year
		31/12/2024	months ended	3 months ended	figures for the	the previous	ended
		(Unaudited)	(Unaudited)	(Unaudited)	(Unaudited)	(Unaudited)	(Audited)
Revenue from operations	1	91.16	95.09	1,775.99	329.05	6,512.94	6,677.25
Other income	2	291.71	699.48	599.67	1,469.49	26,503.90	27,015.47
<b>Total Income (1+2)</b>	<b>3</b>	<b>382.87</b>	<b>794.58</b>	<b>2,375.66</b>	<b>1,798.54</b>	<b>33,016.84</b>	<b>33,692.72</b>
Expenses :							
Cost of Materials consumed		-	-	1,342.63	-	5,020.81	5,110.06
Purchases of Stock-in-Trade		-	-	89.19	-	226.98	226.99
Changes in inventories of finished goods, work-in-progress and Stock-in-Trade		-	-	-	-	-	-
Employee benefits expense		69.33	59.78	51.88	185.35	137.89	182.72
Finance costs		9.12	42.11	60.84	69.54	114.88	220.59
Depreciation and amortization expense		(0.62)	15.94	12.05	31.41	38.77	50.97
Other expenses		153.86	39.35	199.87	226.71	801.06	766.96
<b>Total expenses</b>	<b>4</b>	<b>231.70</b>	<b>157.18</b>	<b>1,756.46</b>	<b>513.01</b>	<b>6,340.39</b>	<b>6,558.29</b>
Profit before exceptional items and tax(3-4)	5	151.17	637.40	619.20	1,285.53	26,676.45	27,134.43
Exceptional items	6	-	-	-	-	-	-
Profit/(loss) before tax (5-6)	7	151.17	637.40	619.20	1,285.53	26,676.45	27,134.43
Less : Tax expense :	8						
Current Tax		33.79	130.48	185.96	289.69	4,002.86	4,124.53
Deferred Tax		(52.34)	31.84	0.50	(21.77)	1.27	2.93
Profit/(loss)for the period from continuing operation (7-8)	9	169.73	475.08	432.74	1,017.62	22,672.32	23,006.97
Profit/(Loss) from discontinued operations.	10	-	-	-	-	-	-
Tax expense of discontinued operations	11	-	-	-	-	-	-
Profit/(loss)for the period from discontinued operation after tax (10-11)	12	-	-	-	-	-	-
Profit/(loss) for the period (9+12)	13	169.73	475.08	432.74	1,017.62	22,672.32	23,006.97
Other Comprehensive Income	16						
A(i) item that will not be reclassified to profit or loss		6.23	13.39	10.61	25.76	13.99	12.19
(ii) Income tax relating to item that will not be reclassified to profit or loss		-	-	-	-	-	-
B(i) item that will be reclassified to profit or loss		-	-	-	-	-	-
(ii) Income tax relating to item that will be reclassified to profit or loss		-	-	-	-	-	-
<b>Total Comprehensive Income for the period (15+16) (Comprising profit (loss) and other Comprehensive Income for the period )</b>	<b>17</b>	<b>175.95</b>	<b>488.47</b>	<b>443.35</b>	<b>1,043.38</b>	<b>22,686.31</b>	<b>23,019.16</b>
Paid up Equity Share Capital		2,261.70	2,261.70	2,261.70	2,261.70	2,261.70	2,261.70
Face value per share Rs 2/- each							
Other Equity							32,494.84
Earnings per equity share:(for continued Operation- not annualised):							
(1) Basic		0.15	0.42	0.38	0.90	20.05	20.34
(2) Diluted		0.15	0.42	0.38	0.90	20.05	20.34
Earnings per equity share:(for discontinued Operation- not annualised)							
(1) Basic		-	-	-	-	-	-
(2) Diluted		-	-	-	-	-	-
Earnings per equity share:(for discontinued & continuing operations- not annualised)							
(1) Basic		0.15	0.42	0.38	0.90	20.05	20.34
(2) Diluted		0.15	0.42	0.38	0.90	20.05	20.34

**Notes :**

- The above results have been reviewed by the Audit Committee and approved by the Board of Directors at its meeting held on January 31, 2025. The same have also been subjected to Limited Review by the Statutory Auditors and the Report does not have any impact on the above "Results and Notes" for the quarter and nine months ended 31st December, 2024 which needs to be explained.
- There is no exceptional item.
- The Company publishes the standalone financial results along with the consolidated financial results. In accordance with the Ind AS 108, 'Operating Segments', the Company has disclosed the segment information in the consolidated financial results and therefore no separate disclosure on segment information is given in the standalone financial results for the quarter and nine months ended on December 31, 2024.
- Figures for the previous periods have been re-grouped /re-classified wherever necessary to conform to the figures of the current periods.
- This statement is as per Regulation 33 of the SEBI (Listing Obligations and Disclosure Requirements) Regulations, 2015.

For SAT INDUSTRIES LIMITED

*Harikant Turgalia*  
 Harikant Turgalia  
 Wholtime Director  
 DIN: 00049544



Place : Mumbai  
 Date : January 31, 2025