



# SARVESHWAR FOODS LIMITED

CIN :L15312JK2004PLC002444

Regd. Off. : Sarveshwar House, Below Gumat, Jammu, (J&K) – 180001

E-mail : [cs@sarveshwarrice.com](mailto:cs@sarveshwarrice.com)

Contact No. : 01923-220962

Ref no.: .....

Date: .....

Date:30<sup>th</sup> May,2025

Listing Compliance Department  
**National Stock Exchange of India Limited**  
Exchange Plaza, Bandra- Kurla Complex  
Bandra (E), Mumbai 400051

Listing Compliance Department  
**BSE Limited**  
Phirozee Jeejeebhoy Towers,  
Dalal Street, Fort, Mumbai - 400001

**Symbol: SARVESHWAR**

**Scrip Code : 543688**

**Sub: Outcome of Board Meeting held on Friday, May 30 , 2025**

Dear Sir/Madam,

In terms of Regulation 30 of the SEBI (Listing Obligations and Disclosure Requirements) Regulations, 2015, we wish to inform you that the Board of Directors of the Company in their meeting held on today i.e Friday, May 30, 2025, *inter-alia*:

1. considered, approved and took on record the Audited Financial Results of the Company for the fourth quarter and financial year ended on March 31, 2025 along with the Auditor's Report by the Statutory Auditors of the Company. Copy of the same is attached herewith for your reference.

Further, pursuant to Regulation 33(3)(d) of the SEBI (Listing Obligations and Disclosure Requirements) Regulations, 2015, a declaration that the Statutory Auditors of the Company have issued an Audit Report with an unmodified opinion on the Audited Financial Results of the Company for the quarter and year ended March 31, 2025, is also attached herewith.

The Board Meeting commenced at 2:00 P.M. and was concluded at 6:00 P.M.

You are requested to take the information on record and oblige.

Thanking you,  
Yours Faithfully,

*for Sarveshwar Foods Limited*

SADHVI Digitally signed  
by SADHVI  
SHARMA SHARMA

**Sadhvi Sharma**

**Company Secretary and Compliance Officer**

Encl: a/a



**SARVESHWAR FOODS LIMITED**

Regd. Office : Sarveshwar House, Below Gumat, Jammu (J&K) - 180001

CIN: L15312JK2004PLC002444

Website: www.sarveshwarfoods.com Tel: 019123220962  
**STATEMENT OF STANDALONE AUDITED FINANCIAL RESULTS**  
**FOR THE QUARTER AND YEAR ENDED MARCH 31st , 2025**

(Amt in INR Lakhs except EPS)

Sr. No.	Particulars	Quarter Ended			For the Year Ended	
		31.03.2025	31.12.2024	31.03.2024	31.03.2025	31.03.2024
		(Audited)	(Unaudited)	(Audited)	(Audited)	(Audited)
1	<b>Income</b>					
	a. Revenue from Operations	15,749.20	14,476.46	11,180.83	55,638.51	37,751.31
	b. Other Income	170.51	55.93	34.70	322.13	322.12
	<b>Total Income</b>	<b>15,919.71</b>	<b>14,532.39</b>	<b>11,215.54</b>	<b>55,960.64</b>	<b>38,073.44</b>
2	<b>Expenses</b>					
	a. Cost of Material Consumed	16,286.77	244.89	5,651.00	29,672.69	13,959.28
	b. Purchase of stock-in-trade	13,059.16	9,191.77	7,040.51	29,854.68	26,052.92
	c. Change in inventories of finished goods, work-in-progress an stock-in-trade	(14,924.20)	3,729.40	(2,771.99)	(9,664.83)	(6,198.51)
	d. Employee Benefits Expenses	84.52	59.34	77.48	303.95	288.87
	e. Depreciation and Amortisation Expenses	10.21	9.44	9.23	38.64	36.76
	f. Finance Costs	368.88	595.66	559.64	1,941.56	1,919.50
	g. Other Expenses	846.11	273.30	354.41	2,612.71	1,003.80
	<b>Total Expenses</b>	<b>15,731.46</b>	<b>14,103.80</b>	<b>10,920.27</b>	<b>54,759.40</b>	<b>37,062.62</b>
3	<b>Profit before exceptional and extraordinary items and tax (III-IV)</b>	<b>188.25</b>	<b>428.59</b>	<b>295.26</b>	<b>1,201.24</b>	<b>1,010.82</b>
4	Exceptional item					
5	<b>Total profit before share of profit of associates and joint ventures</b>	<b>188.25</b>	<b>428.59</b>	<b>295.26</b>	<b>1,201.24</b>	<b>1,010.82</b>
6	Share of profit/(loss) of associates and joint ventures accounted for using equity method					
	<b>Profit before tax (VII-VIII)</b>	<b>188.25</b>	<b>428.59</b>	<b>295.26</b>	<b>1,201.24</b>	<b>1,010.82</b>
7	<b>Tax expense</b>					
	a. Current Tax	47.00	108.00	74.00	302.00	254.00
	b. Previous Year Tax	9.08	-	(57.44)	9.08	(57.44)
	b. Deferred Tax	3.41	(1.77)	(4.25)	9.64	(8.00)
8	<b>Total profit for period</b>	<b>128.75</b>	<b>322.36</b>	<b>282.96</b>	<b>880.52</b>	<b>822.26</b>
9	Other comprehensive income net of taxes					
	Items that will be reclassified to profit and loss					
	Income tax relating to items that will be reclassified to profit and loss					
	Items that will not be reclassified to profit and loss	1.37			1.37	
	Income tax relating to items that will not be reclassified to profit and loss					
10	<b>Total Income including comprehensive income for the period</b>	<b>130.13</b>	<b>322.36</b>	<b>282.96</b>	<b>881.89</b>	<b>822.26</b>
11	<b>Details of equity share capital</b>					
	Paid up share capital - Equity share capital (Face value Rs. 1/- per share)	9,788.16	9,788.16	9,788.16	9,788.16	9,788.16
12	<b>Earnings Per Share (Face value of Rs. 1/- each)</b>					
	Basic (in Rs.) (non annualised)	0.01	0.03	0.03	0.09	0.11
	Diluted (in Rs.) (non annualised)	0.01	0.03	0.03	0.09	0.09
	Basic (in Rs.) (annualised)	0.05	0.13	0.12	0.09	0.11
	Diluted (in Rs.) (annualised)	0.05	0.13	0.12	0.09	0.09

*Habane Lal*

*Director*

*Dinesh*

## STATEMENT OF ASSETS AND LIABILITIES

Particulars	As on	
	31.03.2025	31.03.2024
<b>I ASSETS</b>		
<b>(1) Non current assets</b>		
(a) Property, Plant and Equipment and Intangible assets		
(i) Property, Plant and Equipment	253.89	251.70
(ii) Right-of-use Asset	-	-
(iii) Intangible assets	0.94	1.43
(b) Financial Assets	-	-
Investments	3,154.38	3,049.43
Loans	1,132.22	1,007.79
Other Financial Assets	-	-
(c) Deferred Tax Assets (Net)	19.85	29.50
(d) Other Non Current Assets	-	-
<b>(2) Current assets</b>		
(a) Inventories	30,474.70	22,235.35
(b) Financial Assets	-	-
Trade receivables	8,483.85	7,896.54
Cash and bank balances	14.49	13.29
Loans	1,577.66	1,133.69
Other Financial Assets	223.06	115.26
(c) Current Tax Asset (Net)	-	-
(d) Other Current Assets	8,052.87	15,242.61
	<b>53,387.91</b>	<b>50,976.60</b>
<b>II EQUITY AND LIABILITIES</b>		
<b>(1) Equity</b>		
(a) Equity Share Capital	9,788.16	9,788.16
(b) Other Equity	13,550.99	10,210.60
(c) Non Controlling Interest	-	-
<b>(2) Liabilities</b>		
<b>Non current liabilities</b>		
(a) Financial Liabilities	-	-
Borrowings	679.84	1,695.87
Lease Liability	-	-
(b) Deferred Tax Liabilities	-	-
(c) Long Term Provisions	31.03	8.52
<b>Current liabilities</b>		
(d) Financial Liabilities	-	-
Borrowings	15,124.63	13,443.97
Trade payables	-	-
(i) Total Outstanding dues of Micro and Small Enterprises and	21.22	15.05
(ii) Total Outstanding dues other than Micro and Small Enterprises	9,990.91	7,327.54
Other Financial Liabilities	3,895.27	8,237.74
(e) Short Term Provisions	0.89	1.24
(f) Other current liabilities	100.99	82.76
(g) Current Tax Liability (Net)	203.98	165.14
<b>TOTAL</b>	<b>53,387.91</b>	<b>50,976.60</b>

Spokane Ltd

*[Handwritten signature]*

*[Handwritten signature]*

STATEMENT OF CASH FLOWS		
Particulars	For the Year Ended	
	31.03.2025 (Audited)	31.03.2024 (Audited)
<b>Cash flow from operating activities</b>		
Profit Before tax	1,201.24	1,010.82
<b>Adjustment to reconcile profit before tax to net cash flows</b>		
Other Comprehensive Income	1.37	-
Depreciation / amortization expenses	38.64	36.76
Provision for Employee Benefits	22.16	4.52
Interest income	(8.37)	(2.17)
Interest on loan	1,941.56	1,919.50
	<b>3196.61</b>	<b>2969.44</b>
<b>Operating profit before working capital changes</b>		
Movements in working capital :		
Increase / (Decrease) in other liabilities	18.23	(31.20)
Increase / (Decrease) in Trade Payable	2,669.53	4,662.78
Increase / (Decrease) in Other Financial Liabilities	(4,342.47)	7,875.93
(Increase) / Decrease in trade receivable	(587.31)	1,898.51
Decrease / (Increase) in Inventory	(8,239.35)	(7,440.74)
Decrease / (Increase) in Other Financial Assets	(107.79)	(77.23)
Decrease / (Increase) in other current assets	7,189.72	(11,341.19)
	<b>(202.83)</b>	<b>(1,483.69)</b>
<b>Net cash flow (used in) operations</b>	<b>(272.24)</b>	<b>(159.34)</b>
Less: Direct taxes paid Including Advance taxes		
	<b>(475.07)</b>	<b>(1,643.03)</b>
<b>Net cash flow (used in) operating activities (A)</b>		
<b>Cash flows from investing activities</b>		
Decrease / (Increase) in other non-current investment	(104.94)	-
Decrease / (Increase) in other advances to related Parties	(369.60)	(212.25)
Decrease / (Increase) in other advances	(198.78)	(91.87)
Sale proceeds from Investments	-	(33.20)
Purchase of fixed assets	(40.35)	(8.35)
Interest received	8.37	2.17
	<b>(705.31)</b>	<b>(343.51)</b>
<b>Net cash flow (used in) / generated from investing activities (B)</b>		
<b>Cash flows from financing activities</b>		
Proceeds from Share Issued	2,458.50	2,228.94
Proceeds / (repayments) from / of borrowings	664.63	1,678.67
Interest paid on loan	(1,941.56)	(1,919.50)
	<b>1,181.58</b>	<b>1,988.10</b>
<b>Net cash flow from / (used in) in financing activities (C)</b>	<b>1.20</b>	<b>1.56</b>
<b>Net increase / (decrease) in cash and cash equivalents (A + B + C)</b>	<b>13.29</b>	<b>11.73</b>
Cash and cash equivalents at the beginning of the Period	14.49	13.29
<b>Cash and cash equivalents at the end of the Period</b>		

Harbans Lal

Dinesh

l-o-s-i

**Notes:**

- 1 The above financial results for the quarter & period ended March 31st, 2025 have been reviewed by Audit committee and approved by the Board of Directors in their respective meetings held on 30th May 2025.
- 2 Based on guiding principles given in IND AS-108 "Operating Segments", the business segment has been considered as the primary segment and the geographic segment has been considered as the secondary segment. As the processing and trading of rice is the only business segment, the disclosure requirement for primary business segment is not applicable.

The Company has two geographic segments; domestic and export. Revenue from the geographic segment, based on location of customers is as follows:


	Quarter Ended			For the year ended	
	31.03.2025	31.12.2024	31.03.2024	31.03.2025	31.03.2024
	(Audited)	(Unaudited)	(Audited)	(Audited)	(Audited)
Domestic	14,648.95	11,617.41	10,460.55	46,215.69	33,128.94
Export	1,100.25	2,859.05	720.29	9,422.82	4,622.37


The Company does not hold any fixed assets outside India. Hence, no disclosure has been made for segment assets.


- 3 In the board meeting of the Board of Director held on the date 18th day of october,2024, Sarveshwar Foods limited passed the resolution for making Natural Global, A Dubai-Based Company ( A Associate before), as a Wholly Owned Subsidiary by purchasing Remaining stake.
- 4 The Financial Result for the quarter and period ended March 31, 2025 have been prepared in accordance with the Regulation 33 of the SEBI (Listing Obligations and Disclosure Requirements) Regulations, 2015 and in accordance with Section 133 of the Companies Act, 2013 read with relevant rules issued thereunder and the other accounting principles generally accepted in India.

For and on behalf of  
SARVESHWAR FOODS LIMITED

Place: Jammu  
Date: 30th May 2025

  
 Harbans Lal  
 Director  
 DIN:08571117

  
 Anil Sharma  
 Managing Direc  
 DIN:07417538

  
 Vishal Narchal  
 Chief Financial Officer  
 PAN: AEGPN4238A



**SARVESHWAR FOODS LIMITED**

Regd. Office : Sarveshwar House, Below Gumat, Jammu (J&K) - 180001

CIN: L15312JK2004PLC002444

Website: www.sarveshwarfoods.com Tel: 019123220962

**STATEMENT OF CONSOLIDATED AUDITED FINANCIAL RESULTS  
FOR THE QUARTER AND YEAR ENDED MARCH 31st , 2025**

(Amt in INR Lakhs  
except EPS)

Sr. No.	Particulars	Quarter Ended			For the year ended	
		31.03.2025	31.12.2024	31.03.2024	31.03.2025	31.03.2024
		(Audited)	(Unaudited)	(Audited)	(Audited)	(Audited)
1	<b>Income</b>					
	a. Revenue from Operations	34,971.76	28,214.84	24,731.97	1,13,622.9	86,959.29
	b. Other Income	278.43	94.38	272.20	549.08	727.28
	<b>Total Income</b>	<b>35250.19</b>	<b>28309.22</b>	<b>25,004.17</b>	<b>1,14,171.95</b>	<b>87,686.58</b>
2	<b>Expenses</b>					
	a. Cost of Material Consumed	25,137.39	1,157.41	10,647.90	45773.86	25872.18
	b. Purchase of stock-in-trade	34,669.59	21,138.39	13,958.47	71776.29	60065.24
	c. Change in inventories of finished goods, work-in-progress an stock-in-trade	(28,270.51)	3,118.52	(2,179.56)	(16,344.01)	(7,142.37)
	d. Employee Benefits Expenses	172.89	122.09	122.89	584.67	483.93
	e. Depreciation and Amortisation Expenses	28.33	30.18	27.49	116.97	111.98
	f. Finance Costs	771.69	1,209.64	1,130.76	3970.74	3944.27
	g. Other Expenses	1,585.86	586.44	761.78	4649.52	2101.43
	<b>Total Expenses</b>	<b>34095.24</b>	<b>27362.69</b>	<b>24,469.72</b>	<b>1,10,528.05</b>	<b>85,436.66</b>
3	<b>Profit before exceptional and extraordinary items and tax (III-IV)</b>	<b>1154.95</b>	<b>946.53</b>	<b>534.45</b>	<b>3,643.89</b>	<b>2,249.91</b>
4	Exceptional item					
5	<b>Total profit before share of profit of associates and joint ventures</b>	<b>1,154.95</b>	<b>946.53</b>	<b>534.45</b>	<b>3,643.89</b>	<b>2,249.91</b>
6	Share of profit/(loss) of associates and joint ventures accounted for using equity method	(5.30)	(3.27)	(46.94)	(5.35)	(56.50)
	<b>Profit before tax (VII-VIII)</b>	<b>1,149.65</b>	<b>943.26</b>	<b>487.51</b>	<b>3,638.54</b>	<b>2,193.41</b>
7	<b>Tax expense</b>					
	a. Current Tax	284.00	238.00	134.00	911	566.00
	b. Previous Year Tax	47.70	0.00	(69.74)	47.59	(69.74)
	b. Deferred Tax	(42.67)	(2.46)	9.25	(11.93)	19.16
8	<b>Total profit for period</b>	<b>860.62</b>	<b>707.71</b>	<b>414.00</b>	<b>2,691.88</b>	<b>1,677.99</b>
9	Other comprehensive income net of taxes	-	-	-	-	-
	Items that will be reclassified to profit and loss	-	-	-	-	-
	Income tax relating to items that will be reclassified to profit and loss	-	-	-	-	-
	Items that will not be reclassified to profit and loss	21.94	-	-	21.94	-
	Income tax relating to items that will not be reclassified to profit and loss	-	-	-	-	-
10	<b>Total Income including comprehensive income for the period</b>	<b>882.56</b>	<b>707.71</b>	<b>414.00</b>	<b>2,713.82</b>	<b>1,677.99</b>
11	<b>Total profit or loss, attributable to :</b>					
	Profit attributable to owners of parent	881.46	706.90	413.80	2,711.40	1,676.45
	Total profit attributable to non-controlling interests	1.09	0.81	0.20	2.42	1.54
12	<b>Total comprehensive income for the period attributable to :</b>					
	Comprehensive Income attributable to owners of parent	881.46	706.90	413.80	2,711.40	1,676.45
	Total Comprehensive Income attributable to non-controlling interests	1.09	0.81	0.20	2.42	1.54
13	<b>Details of equity share capital</b>					
	Paid up share capital - Equity share capital (Face value Rs. 1/- per share)	9788.16	9788.16	9,788.16	9,788.16	9788.16
14	<b>Earnings Per Share (Face value of Rs. 1/- each)</b>					
	Basic (in Rs.) (non annualised)	0.09	0.07	0.04	0.28	0.23
	Diluted (in Rs.) (non annualised)	0.08	0.07	0.04	0.27	0.18
	Basic (in Rs.) (annualised)	0.36	0.29	0.17	0.28	0.23
	Diluted (in Rs.) (annualised)	0.34	0.28	0.17	0.27	0.18

*Signature*

*Signature*

*Signature*

## STATEMENT OF ASSETS AND LIABILITIES

Particulars	As on	
	31.03.2025	31.03.2024
<b>I ASSETS</b>		
<b>(1) Non current assets</b>		
(a) Property, Plant and Equipment and Intangible assets		
(i) Property, Plant and Equipment	1,568.99	1,550.50
(ii) Right-of-use Asset	4.54	5.97
(iii) Intangible assets	0.94	1.43
(b) Financial Assets	-	-
Investments	-	65.92
Loans	-	17.35
Other Financial Assets	-	-
(c) Deferred Tax Assets (Net)	88.23	76.25
(d) Other Non Current Assets	-	-
<b>(2) Current assets</b>		
(a) Inventories	50,707.91	35,851.26
(b) Financial Assets		
Trade receivables	24,718.73	18,750.18
Cash and bank balances	128.88	25.66
Loans	770.53	473.54
Other Financial Assets	306.81	454.00
(c) Current Tax Asset (Net)	-	-
(d) Other Current Assets	12,337.65	21,829.63
	<b>90,633.20</b>	<b>79,101.70</b>
<b>II EQUITY AND LIABILITIES</b>		
<b>(1) Equity</b>		
(a) Equity Share Capital	9,788.16	9,788.16
(b) Other Equity	20,649.60	15,467.44
(c) Non Controlling Interest	27.15	24.73
<b>(2) Liabilities</b>		
<b>Non current liabilities</b>		
(a) Financial Liabilities		
Borrowings	1,179.94	2,974.25
Lease Liability	95.88	92.12
(b) Deferred Tax Liabilities	-	-
(c) Long Term Provisions	48.82	15.01
<b>Current liabilities</b>		
(d) Financial Liabilities		
Borrowings	29,096.30	26,758.75
Trade payables		
(i) Total Outstanding dues of Micro and Small Enterprises and	37.39	16.79
(ii) Total Outstanding dues other than Micro and Small Enterprises	23,169.64	15,185.22
Other Financial Liabilities	5,552.02	8,089.77
(e) Short Term Provisions	2.18	2.00
(f) Other current liabilities	352.20	380.76
(g) Current Tax Liability (Net)	633.90	306.69
<b>TOTAL</b>	<b>90,633.20</b>	<b>79,101.70</b>

*Spandan Lal*

*Dinesh*

*l - - - i*

## STATEMENT OF CASH FLOWS

Particulars	For the Year Ended	
	31.03.2025	31.03.2024
	(Audited)	(Audited)
<b>Cash flow from operating activities</b>		
<b>Profit Before tax</b>	3643.9	2,249.91
<b>Adjustment to reconcile profit before tax to net cash flows</b>		
Other Comprehensive Income	21.94	-
Impact of Conversion of Associate to Subsidiary	313.37	-
Depreciation / amortization expenses	116.97	111.98
Provision for Employee Benefits	33.99	8.17
Foreign Subsidiary Conversion Difference	-	(10.73)
Interest income	(12.78)	(5.79)
Unrealized foreign exchange loss/ gain	-	(32.00)
Interest on loan	3,970.74	3,944.27
<b>Operating profit before working capital changes</b>	<b>8,088.13</b>	<b>6,265.81</b>
<b>Movements in working capital :</b>		
Increase / (Decrease) in other liabilities	(28.56)	(125.98)
Increase / (Decrease) in lease liabilities	3.76	3.87
Increase / (Decrease) in Trade Payable	7,954.34	12,261.19
Increase / (Decrease) in Other Financial Liabilities	(2,537.75)	4,855.51
(Increase)/ Decrease in trade receivable	(6,156.82)	(1,161.52)
Decrease/(Increase) in Inventory	(14,856.65)	(8,502.68)
Decrease/(Increase) in Other Financial Assets	147.19	(204.71)
Decrease/ (Increase) in other current assets	9,491.33	(13,870.89)
<b>Net cash flow (used in) operations</b>	<b>2,104.98</b>	<b>(479.39)</b>
Less: Direct taxes paid Including Advance taxes	(631.43)	(440.05)
<b>Net cash flow (used in) operating activities (A)</b>	<b>1,473.55</b>	<b>(919.44)</b>
<b>Cash flows from investing activities</b>		
Decrease/ (Increase) in other advances to related Parties	(223.03)	1,625.20
Decrease/ (Increase) in other advances	(56.60)	(25.28)
Sale proceeds from Investments	-	33.96
Purchase of fixed assets	(133.55)	(65.46)
Interest received	12.78	5.79
<b>Net cash flow (used in)/ generated from investing activities (B)</b>	<b>(400.39)</b>	<b>1,574.22</b>
<b>Cash flows from financing activities</b>		
Other Non- Current Liabilities	-	-
Proceeds from Share Issued	2,458.50	2,228.94
Proceeds/ (repayments) from/ of borrowings	542.30	1,034.90
Foreign Exchange Gain	-	32.00
Interest paid on loan	(3,970.74)	(3,944.27)
<b>Net cash flow from/ (used in) in financing activities (C)</b>	<b>(969.94)</b>	<b>(648.43)</b>
<b>Net increase/(decrease) in cash and cash equivalents (A + B + C)</b>	<b>103.22</b>	<b>6.35</b>
Cash and cash equivalents at the beginning of the Period	25.66	19.30
<b>Cash and cash equivalents at the end of the Period</b>	<b>128.88</b>	<b>25.66</b>

Dinesh

Hans Lal

## Notes:

- 1 The above financial results for the quarter & period ended March 31st, 2025 have been reviewed by Audit committee and approved by the Board of Directors in their respective meetings held on 30th May 2025.
- 2 The Consolidated Financial statements have been prepared in accordance with applicable IND AS, based on the Financial Statements of the "Sarveshwar Foods Limited" ("the Company") and its subsidiaries & Associates i.e Sarveshwar Overseas Limited, Himalayan Bio Organic Foods Limited and Green Point Pte. Ltd. and Natural Global Foods DMCC (Subsidiary)
- 3 The Financial Result for the quarter and period ended March 31st, 2025 have been prepared in accordance with the Regulation 33 of the SEBI (Listing Obligations and Disclosure Requirements) Regulations, 2015 and in accordance with Section 133 of the Companies Act, 2013 read with relevant rules issued thereunder and the other accounting principles generally accepted in India.
- 4 Based on guiding principles given in IND AS-108 "Operating Segments", the business segment has been considered as the primary segment and the geographic segment has been considered as the secondary segment. As the processing and trading of rice is the only business segment, the disclosure requirement for primary business segment is not applicable.

The Company has two geographic segments, domestic and export. Revenue from the geographic segment, based on location of customers is as follows:

	Quarter Ended			For the year ended	
	31.03.2025	31.12.2024	31.12.2023	31.03.2025	31.03.2024
	(Audited)	(Unaudited)	(Unaudited)	(Audited)	(Audited)
Domestic	33,401.41	23,096.27	22,194.46	99,390.85	79,057.86
Export	1,570.35	5,118.57	743.33	14,232.02	7,901.43

The Company does not hold any fixed assets outside India. Hence, no

- 5 The Financial Result for the quarter and period ended March 31, 2025 have been prepared in accordance with the Regulation 33 of the SEBI (Listing Obligations and Disclosure Requirements) Regulations, 2015 and in accordance with Section 133 of the Companies Act, 2013 read with relevant rules issued thereunder and the other accounting principles generally accepted in India.

FOR AND ON BEHALF OF  
SARVESHWAR FOODS LIMITED

Place: Jammu  
Date: 30th May 2025

Harbans Lal  
Director  
DIN:08571117

Amir Shah  
Managing Director  
DIN:07417538

Vishal Narchal  
Chief Financial Officer  
PAN: AEGPN4238A