



**SAR TELEVENTURE LIMITED**

**CIN: L45202UP2019PLC213062**

Reg Off.: B-16, First Floor, Sector-2,  
Noida-201301, Uttar Pradesh

Contact: +91-8587050050

Email id: [info@sartelevventure.com](mailto:info@sartelevventure.com)

Website: [www.sartelevventure.com](http://www.sartelevventure.com)

**May 28, 2026**

The Manager, Listing  
National Stock Exchange of India  
Ltd. Exchange Plaza,  
Bandra-Kurla Complex, Bandra (E)  
Mumbai-400051

Symbol: NSE: SARTELE  
ISIN: INE0PUC01020

**Subject: Investor Presentation on Audited Financial Results for the Half year ended and Financial Year ended March 31,2026**

Please find enclosed herewith the Investor Presentation on Audited Financial Results for the Half year ended and Financial Year ended March 31,2026

The aforesaid Investor Presentation is also available at the website of the Company at <https://sartelevventure.com/Investor>

Thanking You,  
Yours Faithfully,  
**For SAR Televenture Limited**

*Mayank Jain*



**Mayank Jain**  
**(Company Secretary & Compliance Officer)**  
**M. No. A26620**



# SAR TELEVENTURE LTD.

**H2 & FY26**

**Investor Presentation**

---



# Safe Harbour Statement

---



This presentation and its accompanying materials (collectively, the "Presentation") have been prepared by **Sar Televenture Limited** ("Sar Televenture," "the Company," or "we") for informational and discussion purposes only. This Presentation does not constitute an offer to sell or solicitation of an offer to purchase any securities, investment advice, or recommendation, nor should it be relied upon as the basis for any investment decision or contractual commitment. Any securities offering by the Company will be made exclusively through formal offering documents containing complete information about the Company, its business, and associated risks.

While the information contained herein has been compiled from sources the Company believes to be reliable, **the Company makes no representations or warranties, express or implied, regarding the accuracy, completeness, or fairness of the information presented.** This Presentation may not include all material information concerning the Company, and any reliance on this information is entirely at the recipient's own risk. The Company expressly disclaims all liability for any errors, omissions, or inaccuracies contained herein.

This Presentation contains forward-looking statements concerning the Company's business prospects, market opportunities, and strategic outlook based on current expectations and assumptions. These statements are subject to significant risks and uncertainties, and actual results may differ materially from those expressed or implied. Various factors may cause actual outcomes to vary, including economic conditions in India and internationally, industry trends and competitive dynamics, execution of business strategies, technological developments, revenue variability, market acceptance, regulatory changes, and other business risks. **The Company undertakes no obligation to publicly update or revise any forward-looking statements,** whether as a result of new information, future events, or otherwise.

Any forward-looking statements, projections, or opinions attributed to third parties included in this Presentation are not endorsed by the Company, and the Company assumes no responsibility for their accuracy or reliability. By reviewing this Presentation, recipients acknowledge that they have read, understood, and agree to be bound by the terms of this disclaimer.



# Company Overview

---

# About the Company



Incorporated in 2019, **SAR Televenture Limited** is a leading integrated network solutions provider engaged in the design, deployment, and management of advanced communication infrastructure across India.

Registered as an Infrastructure Provider Category I (IP-I) with the Department of Telecommunications (DoT), the company offers 4G/5G tower installation, Fiber-to-the-Home (FTTH), Optical Fibre Cable (OFC) projects, enterprise network solutions, and retail broadband services. It has successfully installed over 1,200 telecom towers across key Indian states.

Partnering with top real estate developers, SAR Televenture also delivers smart connectivity solutions including IP & IoT systems, energy management, and home automation. Its wholly owned UAE subsidiary, SAR Televentures F.Z.E, undertakes fiber cable laying and network equipment supply, strengthening its global presence in next-generation digital infrastructure.



# Key Facts & Figures



**10+**  
Years of Experience



**15+**  
Ongoing Project



**1,800**  
4G/5G Towers Completed



**170K+**  
Completed HomePass



**149**  
Employees



**170+**  
Projects



**85,000+**  
home passes  
added in H2 FY26.



**FY26** (In ₹ Cr)  
Revenue – 522.11  
EBITDA – 99.75  
PAT – 72.49

# Mission & Vision



Our goal is to provide quality assured services to you so that it increases your productivity and comfort. We are always eager to assist you in creating a life of self-sufficiency and satisfaction. Our aim is to make your life more methodical and comfortable through our performance-oriented approach and innovative methods.



Our integrated solutions are developed and manufactured to constantly define and redefine the modern age of home and commercial automation. We envision our future with you along with the bond of technological excellence.

# Marquee Clients



# Leading Telecom Partnerships





# Business Overview

---

# Services We Provide



We provide integrated solutions for residential and commercial buildings.



**Tower Infra**



**FTTH Infra**



**Video Door  
Phone**



**Home  
Automation**



**Access  
Control**



**Boom Barrier**



**Smart Energy  
Meter**



**CCTV**



## Residential Solution

SAR Televenture provides a one-stop solution for smart living, integrating FTTH, home automation, security, and energy management into a unified system. We design, deploy, and manage these solutions to deliver a seamless, modern living experience.

## Commercial Solution

Unleash Business Growth with Scalable FTTH for Commercial Buildings. SAR Televenture designs, deploys, and manages custom fiber networks for high-speed, reliable connectivity, seamlessly integrating with smart buildings to future-proof your business.




# Expansion Overview

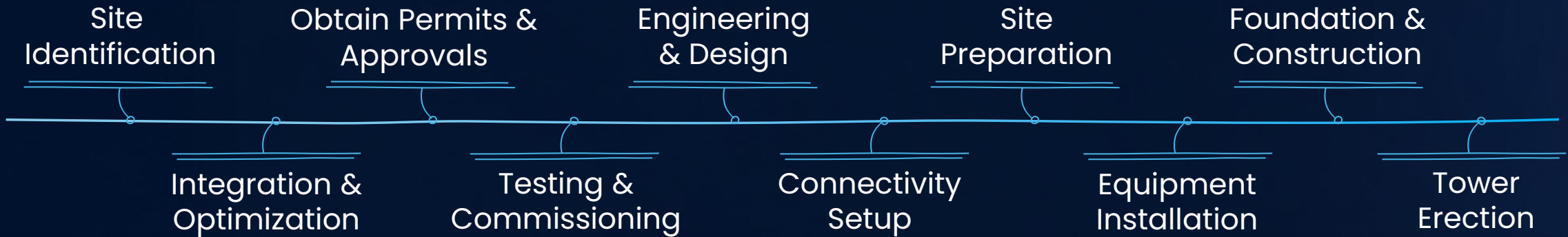


- Completion of 1,800 4G/5G Telecom Infrastructure Towers
- Additional 85,000 Home passes completed in H2FY26.
- BSNL planning to set up ~112,000 towers for 4G and 5G services which provides SAR an opportunity to further expand its tower base infrastructure.
- With MSA signed with 3 major Telcos, the towers infrastructure is now ready for tower sharing model leading to increased revenue with low CAPEX.
- Additional sites - 60 4G/5G towers received from Vodafone.

# Network Expansion



# Process of Telecom Towers



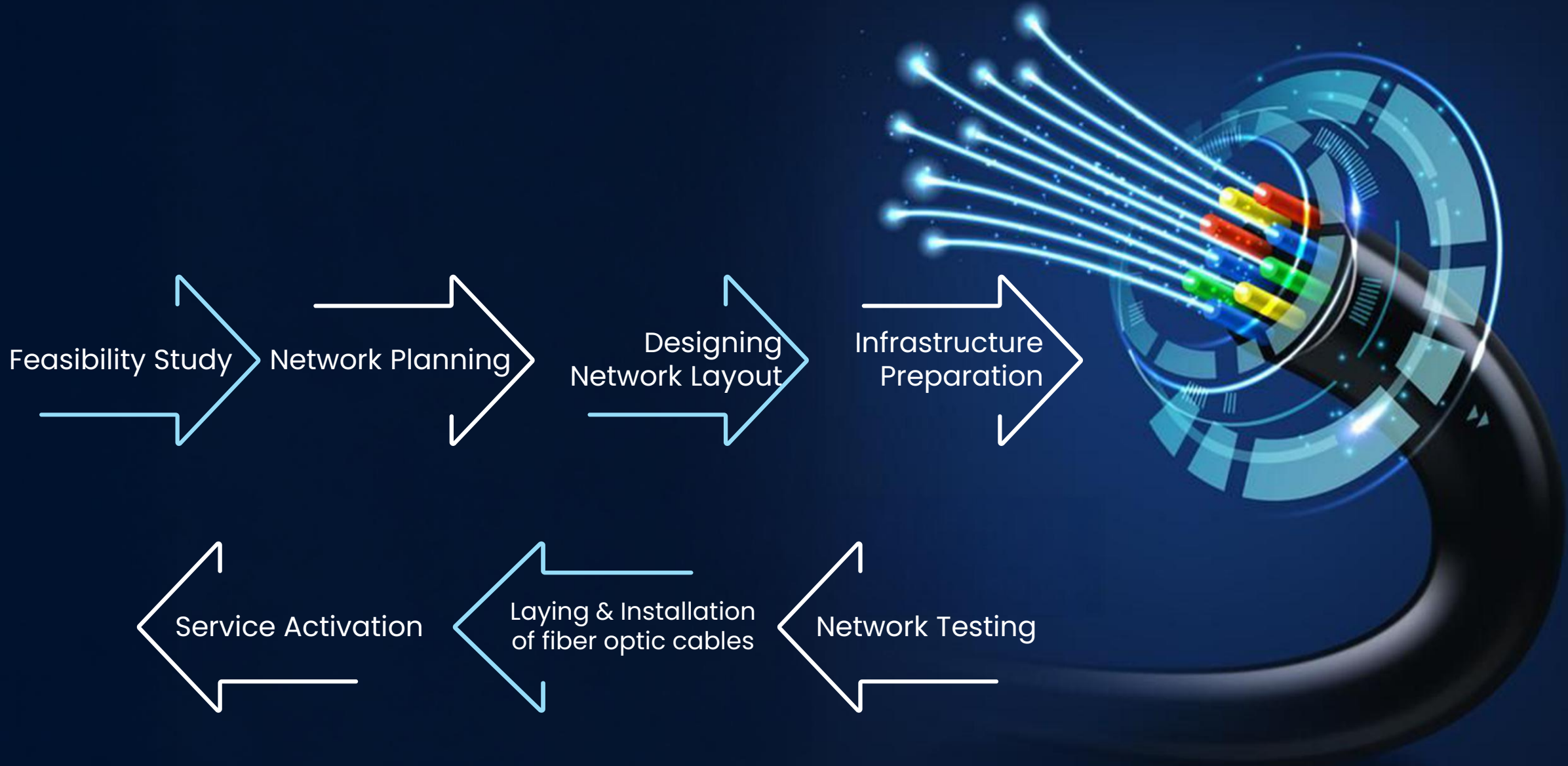
# Optic Fibre Business



- ✓ Provides end-to-end project management for duct and fiber cable laying, network construction, dark fibre leasing, and maintenance services for telecom operators, broadband providers, and ISPs.
- ✓ 100% subsidiary – SAR Televentures F.Z.E (UAE) engaged in fiber cable installation and network equipment supply.
- ✓ Actively involved in Fiber-to-the-Home (FTTH) projects delivering high-speed broadband connectivity to households.
- ✓ Entered into agreements with ISPs for FTTH services across Lucknow, Ghaziabad, Faridabad, Gurugram, Noida, Rohtak, and Sonipat (urban & rural).



# Process of Optic Fibre





# Industry --- Overview

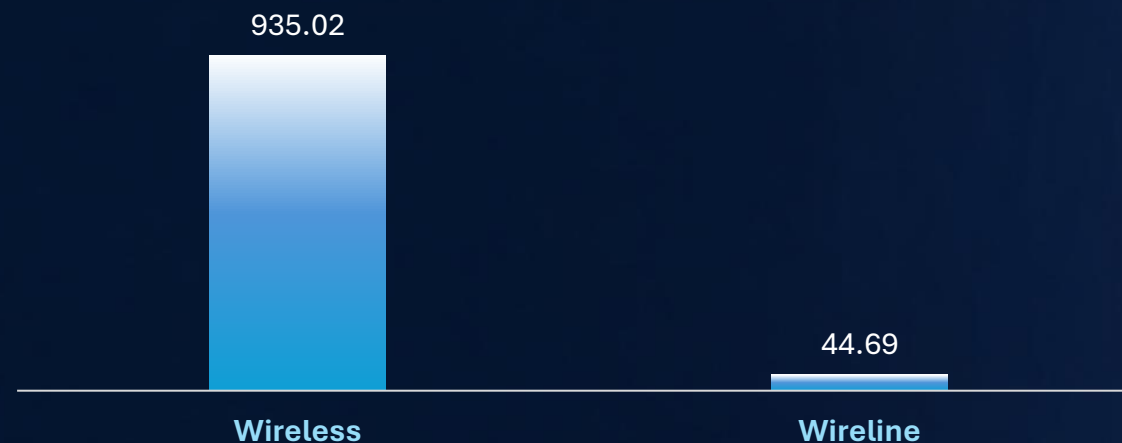
# India Telecom: Growth Accelerating



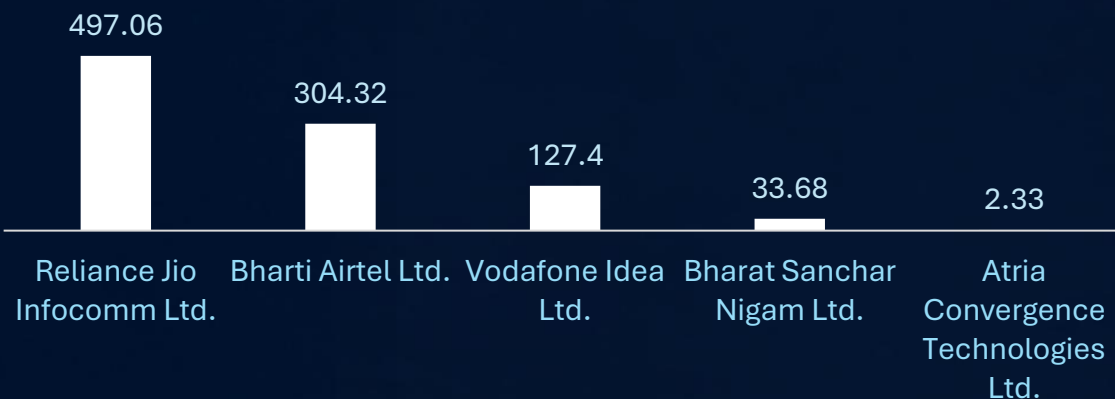
**Telecom Sector Gross Revenue (In USD Billion)**



**Broadband Subscribers (Million)**



**Top five Broadband (Wired + Wireless) Service providers**

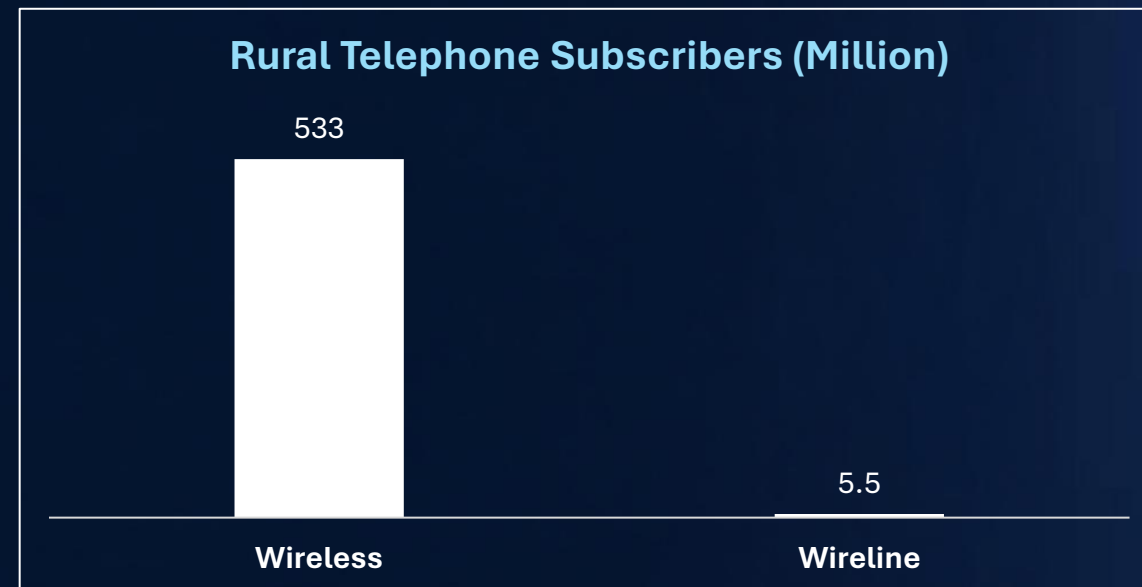
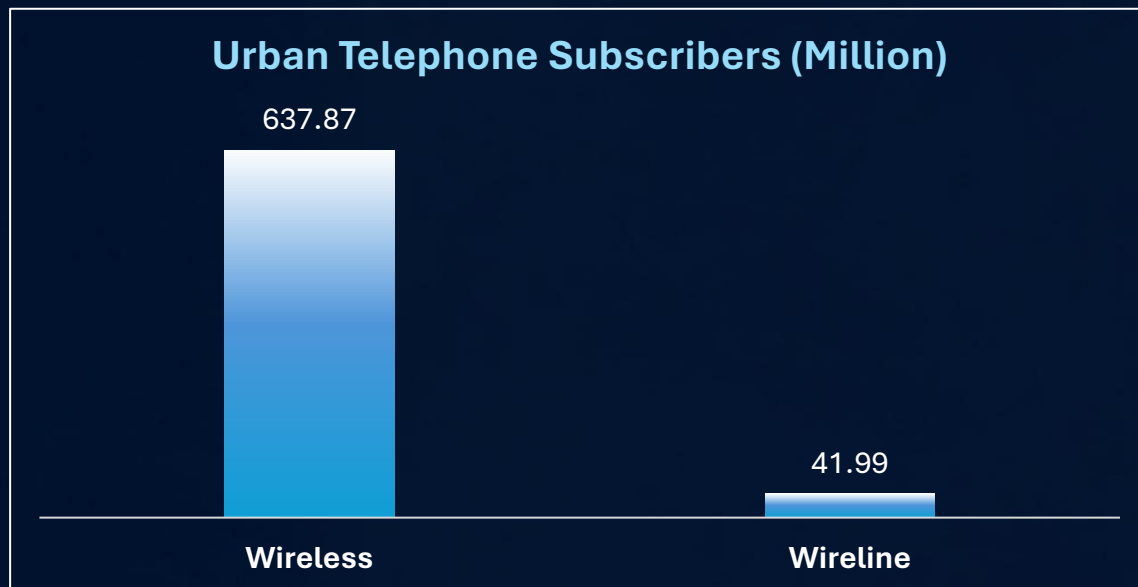


## Government Initiatives Driving Telecom Innovation

- **PLI Scheme:** ₹12,195 crore (US\$ 1.65 Bn) approved for telecom & networking products
- **6G Initiative:** DoT set up a **6G Innovation Group** to drive next-gen technology development.

Source : Telecom Sector Data

# India's Connectivity Surge



## Wireless Subscriber Trends – June 2025

- **Total Wireless Subscribers:** ↑ from 1,168.4 Mn (May 2025) to 1,170.9 Mn (June 2025) — 0.21% monthly growth
- **Urban Subscribers:** ↑ from 634.9 Mn to 637.9 Mn (+0.47%)
- **Rural Subscribers:** ↓ from 533.5 Mn to 533.0 Mn (-0.10%)

## Rising Wireline Connectivity in India

- **Overall Wireline Tele-density:** Rose from 2.73% (May 2025) to 3.36% (June 2025)
- **Urban Tele-density:** 8.25%
- **Rural Tele-density:** 0.61%
- **Subscriber Share:** Urban – 88.4% | Rural – 11.6%

Source : Telecom Sector Data



# Financial --- Overview

# Half Yearly Financial Snapshot



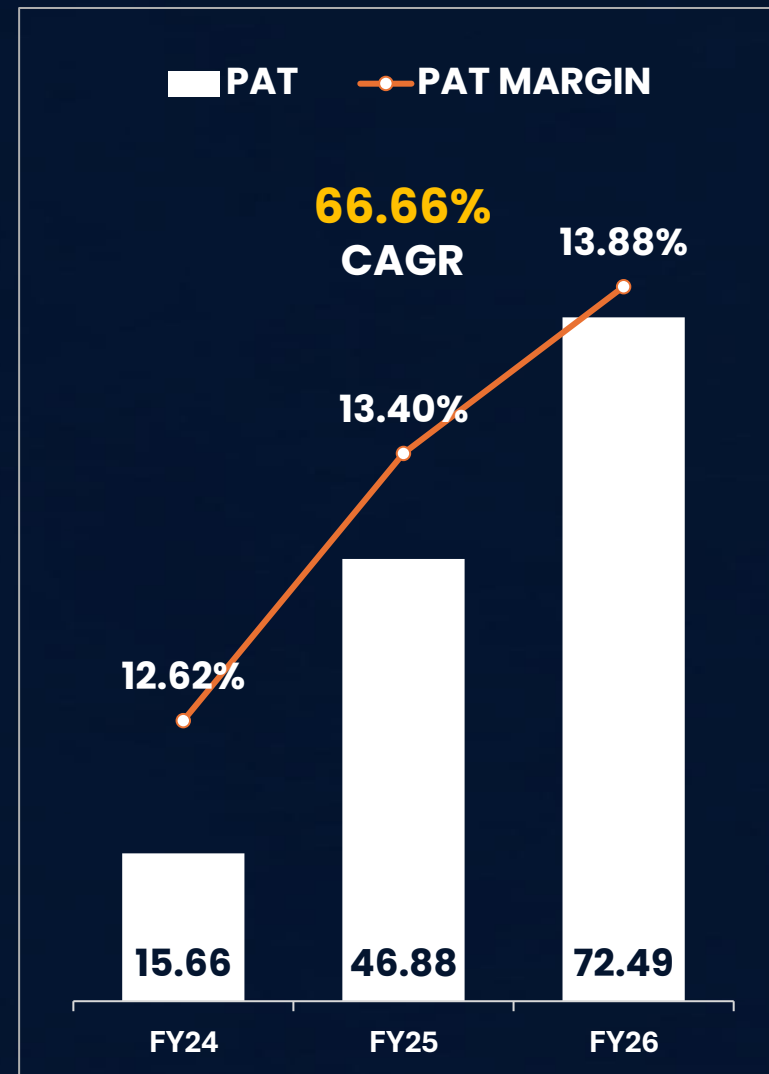
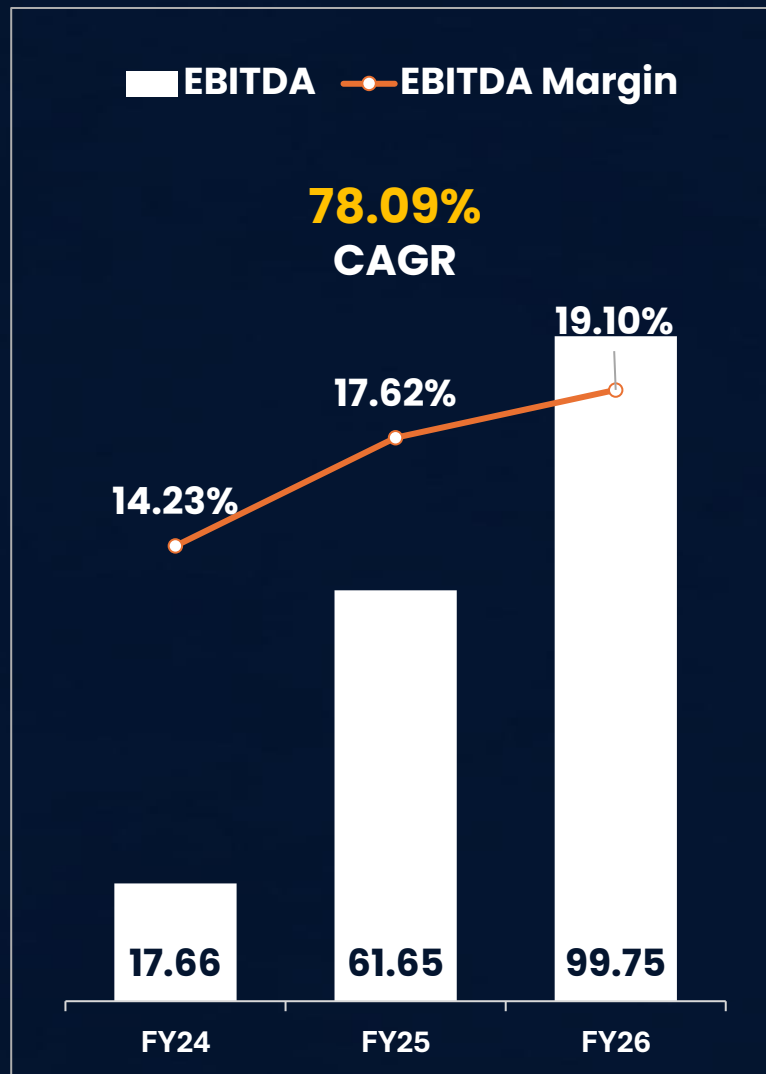
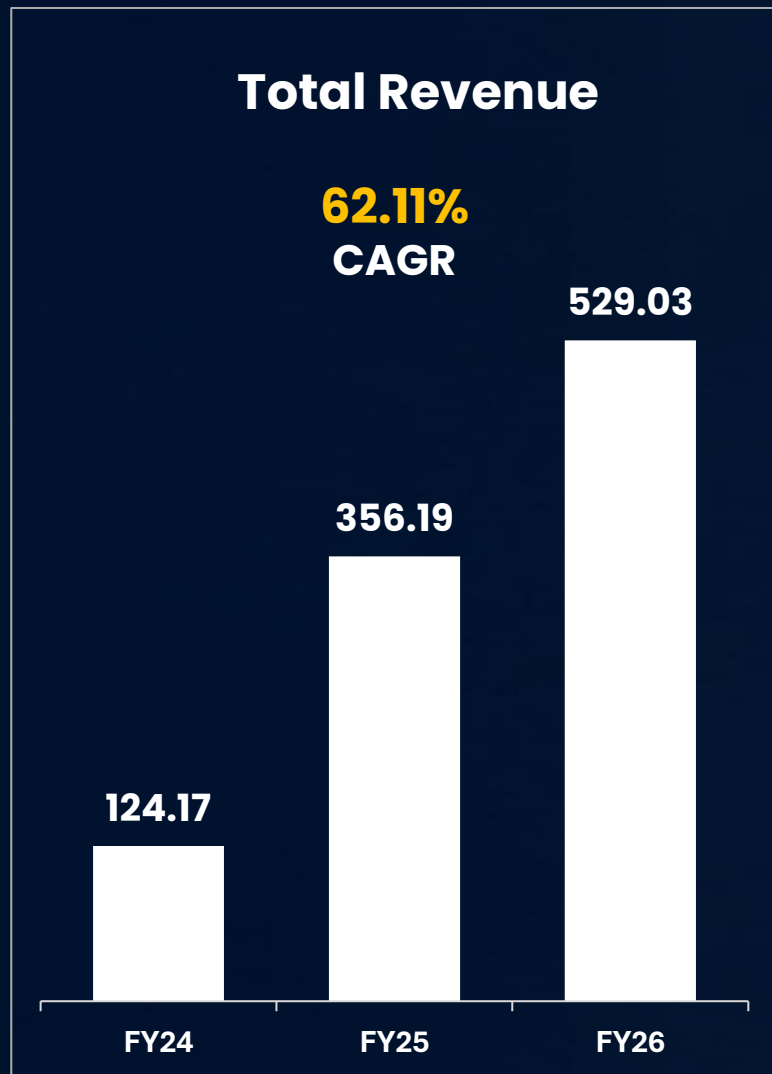
In ₹ Crore, margin in %

Particulars	H2 FY26	H2 FY25	YoY Growth
Revenue from Operations	280.35	207.21	35.30%
Total Revenue	283.76	212.35	33.63%
EBITDA	50.74	37.48	35.38%
Profit before tax	40.39	32.17	25.55%
PAT	36.22	28.52	27.03%
Diluted EPS (₹)	7.39	6.01	22.96%

# Financial Snapshot



In ₹ Crore, margin in %



# Income Statement



In ₹ Crore, margin in %

Particulars	FY24	FY25	FY26
Revenue from operations	124.12	349.93	522.11
Other Income	0.05	6.26	6.92
<b>Total Revenue</b>	<b>124.17</b>	<b>356.19</b>	<b>529.03</b>
Revenue Sharing Expenses	0.00	7.48	11.13
Purchase of Stock - In- Trade	99.68	255.58	371.22
Change in Inventories	0.00	-0.92	-1.36
Employee benefit expense	1.48	14.55	17.68
Other Expenses	5.34	17.85	30.62
Total	106.51	294.55	429.29
<b>EBITDA</b>	<b>17.66</b>	<b>61.65</b>	<b>99.75</b>
<b>EBITDA Margin (%)</b>	<b>14.23%</b>	<b>17.62%</b>	<b>19.10%</b>
Depreciation	1.37	9.91	18.37
EBIT	16.29	51.74	81.38
Financial costs	0.22	0.14	0.33
Profit before tax	16.07	51.58	81.05
<b>Tax Expense</b>			
Current Tax	0.33	3.24	5.55
Deferred Tax	0.08	1.46	3.01
Total Tax	0.40	4.70	8.56
<b>PAT</b>	<b>15.66</b>	<b>46.88</b>	<b>72.49</b>
<b>PAT Margin (%)</b>	<b>12.62%</b>	<b>13.40%</b>	<b>13.88%</b>
EPS (Diluted)	16.12	13.05	14.78

# Balance Sheet



In ₹ Crore, margin in %

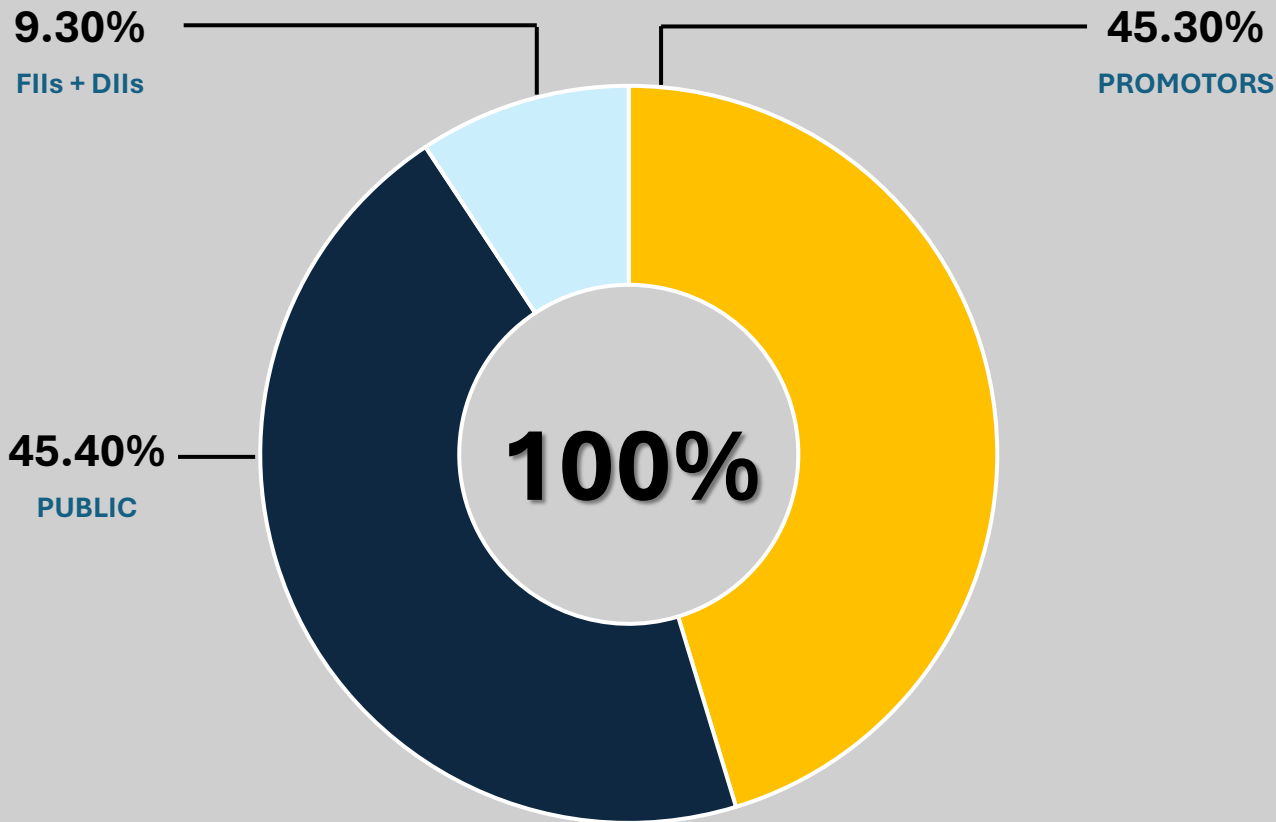
Equities and Liabilities	FY24	FY25	FY26
<b>Shareholder's Funds</b>			
Share Capital	3	9.42	9.91
Reserves and Surplus	68.8	844.37	944.07
Money Received against share warrants	0.00	0.00	22.42
<b>Total</b>	<b>71.8</b>	<b>853.79</b>	<b>976.39</b>
<b>Non-Current Liabilities</b>			
Long-term borrowings	177.87	1.15	1.14
Deferred tax liabilities (Net)	0.10	0.00	2.70
Other Long term liabilities	1.49	5.16	6.47
Long-term provisions	0.00	0.09	0.00
<b>Total Non-Current Liabilities</b>	<b>179.47</b>	<b>6.39</b>	<b>10.31</b>
<b>Current Liabilities</b>			
Short Term Borrowings	0.00	7.32	0.30
Trade Payables	14.26	45.08	84.54
Other Current Liabilities	0.30	31.40	31.66
Short Term Provisions	0.59	0.00	0.13
Provisions		1.74	3.90
<b>Total Current Liabilities</b>	<b>15.15</b>	<b>85.54</b>	<b>120.53</b>
<b>Total Liabilities</b>	<b>266.42</b>	<b>945.73</b>	<b>1,107.24</b>

Assets	FY24	FY25	FY26
<b>Non-current Assets</b>			
Fixed Assets	9.64	157.15	300.07
Goodwill	0.00	208.13	218.77
Long Term Loans & Advances	218.37	0.00	1.09
Deferred tax assets (net)	0	0.49	0.00
Other Non Current Assets	0.31	403.26	224.70
<b>Total Non-current Assets</b>	<b>228.32</b>	<b>769.02</b>	<b>744.62</b>
<b>Current Assets</b>			
Inventories	4.19	10.66	29.80
Trade Receivables	21.51	75.27	164.81
Cash & Cash Equivalents	4.66	22.73	15.03
Short Term Loans & Advances	3.59	13.42	15.94
Other Current Assets	4.15	54.61	137.04
<b>Total Current Assets</b>	<b>38.1</b>	<b>176.70</b>	<b>362.62</b>
<b>Total Assets</b>	<b>266.42</b>	<b>945.73</b>	<b>1,107.24</b>

# Capital Market Snapshot



## Shareholding Pattern



Shareholding data as of 31<sup>st</sup> March 2026

CURRENT MARKET PRICE 140.00

52 WEEK HIGH/LOW 275.95 / 135.00

MARKET CAPITALIZATION 702.07 CR

FACE VALUE 2.00

BSE SCRIP CODE NSE - SME: SARTELE

Market price data as of 27<sup>th</sup> May 2026

# THANK YOU



SAR TELEVENTURE LTD.

**SAR TELEVENTURE LTD.**

Phone: +91 9811060171

Email: [info@integratedindustries.in](mailto:info@integratedindustries.in)

Website: [www.integratedindustries.in](http://www.integratedindustries.in)

**ORIM** CONNECT

ORIM CONNECT

**Corporate Communication Advisors**

Phone: +91 99879 15398

Email: [letsconnect@orim.in](mailto:letsconnect@orim.in)

Website: [www.orim.in/orim-connect/](http://www.orim.in/orim-connect/)

