

K.G. SHARMA & CO.

CHARTERED ACCOUNTANTS

MAIL ID: kgsharmafca@gmail.com

Ph. 011-43259087, 9818156645

201, ANUPAM BHAWAN, COMMERCIAL COMPLEX, AZADPUR, DELHI-110033

INDEPENDENT AUDITOR'S REPORT

TO

THE MEMBERS OF SANCO INDUSTRIES LIMITED

Report on the Audit of Standalone Financial Statements.

Qualified Opinion

We have audited the accompanying Standalone Statement of Financial Results of **Sanco Industries Limited** (the "Company"), for the three months and year ended March 31, 2022 (the "Statement"), being submitted by the Company pursuant to the requirement of Regulation 33 of the SEBI (Listing Obligations and Disclosure Requirements) Regulations, 2015, as amended (the "Listing Regulations").

In our opinion and to the best of our information and according to the explanations given to us, except for the effects of the matter described in the Basis for Qualified Opinion paragraph below, the statement:

- a) is presented in accordance with the requirements of Regulation 33 of the Listing Regulations; and
- b) gives a true and fair view in conformity with Indian Accounting Standard prescribed under Section 133 of the Companies Act 2013 (the "Act") read with relevant rules issued there under and other accounting principles generally accepted in India of the net loss and total comprehensive loss and other financial information of the Company for the quarter and year ended March 31, 2022.

Basis for Qualified Opinion

We conducted our audit of the Statement in accordance with the Standards on Auditing ("SA"s) specified under Section 143(10) of the Act. Our responsibilities under those Standards are further described in the Auditor's Responsibilities for the Audit of the Standalone Financial Results section of our report. We are independent of the Company in accordance with the Code of Ethics issued by the Institute of Chartered Accountants of India ("ICAI") together with the ethical requirements that are relevant to our audit of the Standalone Financial Results under the provisions of the Act and the Rules there under, and we have fulfilled our other ethical responsibilities in accordance with these requirements and the ICAI's Code of Ethics. But we have observed following during audit:



1. Company has not made Provision of Interest of Rs 1,36,37,633 & 3,54,93,920 with respect to CC A/C with South Indian Bank & Union Bank of India which has become Non Performing Asset as per banking rules & regulations Act 1949.
2. Company has not created provision for doubtful debts amounting to Rs 1634.75/- Lacs which are long term outstanding receivables of the company.

Emphasis of Matter


- *Based on our review conducted as above we observed that company having Cash Credit (CC) accounts with South Indian Bank & Union Bank of India and loan accounts with Aditya Birla Finance Ltd has become Non- Performing Assets (NPA) as per banking rules and regulations. The company is also irregular while paying its undisputed and disputed statutory liabilities. We observed that undisputed and disputed statutory liabilities which are pending for more than 1 Year with respect to ESIC, EPF and Income Tax and Central sales tax has not been paid till the date of this report.*
- *We have not been provided any Confirmation of balances of Creditors as well as with Debtors.*
- *It was observed that the GST balances as per books of accounts of company are not reconciled with its balance in the GST portal.*

Management's Responsibilities for the Financial Results

This Statement has been prepared on the basis of the annual Standalone financial statements. The Company's Board of Directors are responsible for the preparation and presentation of the Standalone Financial Results that give a true and fair view of the net loss and other comprehensive loss and other financial information in accordance with the applicable accounting standards prescribed under Section 133 of the Act, read with relevant rules issued there under and other accounting principles generally accepted in India and in compliance with Regulation 33 of the Listing Regulations. This responsibility also includes maintenance of adequate accounting records in accordance with the provisions of the Act for safeguarding the assets of the Company and for preventing and detecting frauds and other irregularities; selection and application of appropriate accounting policies; making judgments and estimates that are reasonable and prudent; and the design, implementation and maintenance of adequate internal financial controls that were operating effectively for ensuring the accuracy and completeness of the accounting records, relevant to the preparation and presentation of the Standalone Financial Results that give a true and fair view and is free from material misstatement, whether due to fraud or error.

In preparing the Standalone Financial Results, the Board of Directors are responsible for assessing the Company's ability, to continue as a going concern, disclosing, as applicable, matters related to going concern and using the going concern basis of accounting unless the Board of Directors either intends to liquidate the Company or to cease operations, or has no realistic alternative but to do so.

The Board of Directors are also responsible for overseeing the financial reporting process of the Company.



Auditor's Responsibilities for the Audit of the Financial Results


Our objectives are to obtain reasonable assurance about whether the Standalone Financial Results as a whole is free from material misstatement, whether due to fraud or error, and to issue an auditor's report that includes our opinion. Reasonable assurance is a high level of assurance, but is not a guarantee that an audit conducted in accordance with SAs will always detect a material misstatement when it exists. Misstatements can arise from fraud or error and are considered material if, individually or in the aggregate, they could reasonably be expected to influence the economic decisions of users taken on the basis of this Financial Results.

As part of an audit in accordance with SAs, we exercise professional judgment and maintain professional skepticism throughout the audit. We also:

- Identify and assess the risks of material misstatement of the Standalone Financial Results, whether due to fraud or error, design and perform audit procedures responsive to those risks, and obtain audit evidence that is sufficient and appropriate to provide a basis for our opinion. The risk of not detecting a material misstatement resulting from fraud is higher than for one resulting from error, as fraud may involve collusion, forgery, intentional omissions, misrepresentations, or the override of internal control.
- Obtain an understanding of internal financial controls relevant to the audit in order to design audit procedures that are appropriate in the circumstances. Under section 143(3)(i) of the Act, we are also responsible for expressing our opinion on whether the company has adequate internal financial controls with reference to financial statement in place and the operating effectiveness of such controls.
- Evaluate the appropriateness of accounting policies used and the reasonableness of accounting estimates made by the Board of Directors.
- Evaluate the overall presentation, structure and content of the Standalone Financial Results, including the disclosures, and whether the Standalone Financial Results represent the underlying transactions and events in a manner that achieves fair presentation.

Materiality is the magnitude of misstatements in the Standalone financial statements that, individually or in aggregate, makes it probable that the economic decisions of a reasonably knowledgeable user of the Standalone financial statements may be influenced. We consider quantitative materiality and qualitative factors in (i) planning the scope of our audit work and in evaluating the results of our work; and (ii) to evaluate the effect of any identified misstatements in the Standalone financial statements.

We communicate with those charged with governance regarding, among other matters, the planned scope and timing of the audit and significant audit findings, including any significant deficiencies in internal control that we identify during our audit.



We also provide those charged with governance with a statement that we have complied with relevant ethical requirements regarding independence, and to communicate with them all relationships and other matters that may reasonably be thought to bear on our independence, and where applicable, related safeguards.

Other Matter

The statement includes the results for the quarter ended March 31, 2022 being the balancing figure between the audited figure in respect of the full financial year ended March 31, 2022 and the published unaudited year-to-date figures up to the third quarter of the current financial year, which were subjected to a limited review by us, as required under the Listing regulations.


Report on Other Legal and Regulatory Requirements

1. As required by the Companies (Auditor's Report) Order, 2020 ("the Order"), issued by the Central Government of India in terms of sub-section (11) of section 143 of the Act, we give in the Annexure "A" a statement on the matters specified in paragraphs 3 and 4 of the Order, to the extent applicable.
2. As required by Section 143(3) of the Act, we report that:
 - (a) We have sought and obtained all the information and explanations which to the best of our knowledge and belief were necessary for the purposes of our audit.
 - (b) In our opinion, proper books of account as required by law have been kept by the Company so far as it appears from our examination of those books.
 - (c) The Balance Sheet, the Statement of Profit and Loss dealt with by this Report are in agreement with the books of account.
 - (d) In our opinion, the aforesaid financial statements comply with the Accounting Standards specified under Section 133 of the Act read with rule 7 of the companies (Accounts) Rule, 2014.
 - (e) On the basis of the written representations received from the directors as on March 31, 2022 taken on record by the Board of Directors, none of the directors is disqualified as on March 31, 2022 from being appointed as a director in terms of Section 164(2) of the Act.
 - (f) With respect to adequacy of the internal financial controls over financial reporting of the company with reference to these financial statements and the operating effectiveness of such controls, refer to our separate report in 'Annexure B' to this report.
 - (g) With respect to the other matters to be included in the Auditor's Report in accordance with Rule 11 of the Companies (Audit and Auditors) Rules, 2014, in our opinion and to the best of our information and according to the explanations given to us:
 1. The Company have pending litigations which would impact its financial position.

For K.G Sharma & Co.

Chartered Accountants

FRN: 005240N



S.K Jain

Partner

M. No. 089416

UDIN: 22089416AJUX2Q5057

Place: New Delhi

Date: 28/05/2022



SANCO INDUSTRIES LIMITED

Notes and other explanatory information to financial statements for the year ended

March 31, 2022

1. COMPANY INFORMATION:

Sanco Industries Limited (the 'Company') is a public limited Company domiciled in India with its registered office located at D-161, Surajmal Vihar Delhi DL 110092. The Company is listed on the National Stock Exchange (NSE). The Company is in the manufacturing business comprising primarily of PVC Pipes. The Company has manufacturing facilities across the country and sells primarily in India.

2. BASIS OF PREPARATION, MEASUREMENT AND SIGNIFICANT ACCOUNTING POLICIES

2.1 Basis of Preparation and Measurement

(a) Basis of preparation and compliance with Ind AS

The financial statements are prepared in accordance with and in compliance, in all material aspects, with Indian Accounting Standards (Ind AS) notified under Section 133 of the Companies Act, 2013 (the "Act") read along with Companies (Indian Accounting Standards) Rules, as amended and other provisions of the Act. The presentation of the Financial Statements is based on Ind AS Schedule III of the Companies Act, 2013.

The financial statements have been prepared on accrual and going concern basis. The accounting policies are applied consistently to all the periods presented in the financial statements. All assets and liabilities have been classified as current or non-current as per the Company's normal operating cycle and other criteria as set out in the Division II of Schedule III to the Companies Act, 2013. Based on the nature of products and the time between acquisition of assets for processing and their realisation in cash and cash equivalents, the Company has ascertained its operating cycle as 12 months for the purpose of current or non-current classification of assets and liabilities.

The financial statements are presented in INR, the functional currency of the Company. Items included in the financial statements of the Company are recorded using the currency of the primary economic environment in which the Company operates (the 'functional currency').

Transactions and balances with values below the rounding off norm adopted by the Company have been reflected as "0" in the relevant notes to these financial statements.

The financial statements of the Company for the year ended March 31, 2022 were approved for issue in accordance with the resolution of the Board of Directors on 28.05.2022.


(b) Basis of measurement

These financial statements are prepared under the historical cost convention unless otherwise indicated.

2.2 Key Accounting Estimates and Judgements

The preparation of financial statements requires management to make judgements, estimates and assumptions in the application of accounting policies that affect the reported amounts of assets, liabilities, income and expenses. Actual results may differ from these estimates. Continuous evaluation is done on the estimation and judgements based on historical experience and other factors, including expectations of future events that are believed to be reasonable. Revisions to accounting estimates are recognised prospectively. Information about critical judgements in applying accounting policies, as well as estimates and assumptions that have the most significant effect to the carrying amounts of assets and liabilities within the next financial year, are included in the following notes:

- (a) Measurement of defined benefit obligations
- (b) Measurement and likelihood of occurrence of provisions and contingencies



SANCO INDUSTRIES LIMITED

Notes and other explanatory information to financial statements for the year ended

March 31, 2022

- (c) Recognition of deferred tax assets
- (d) Key assumptions used in discounted cash flow projections
- (e) Impairment of Intangible assets
- (f) Measurement of Lease liabilities and Right of Use Asset (ROUA)

Employee Benefits- Measurement of Defined Benefit Obligation

Management assesses post-employment and other employee benefit obligations using the projected unit credit method based on actuarial assumptions which represent management's best estimates of the variables that will determine the ultimate cost of providing post-employment and other employee benefits.

Critical judgements made in applying accounting policies

Lease Classifications

At the inception of an arrangement entered into for the use of property, plant and equipment (PPE), the Company determines whether such an arrangement is, or contains, a lease. The determination of whether an arrangement is or contains a lease is based on the substance of the arrangement and requires an assessment of (i) whether the fulfilment of the arrangement is dependent on the use of a specific class of asset or assets, and (ii) the arrangement conveys a right to use the asset(s).

Lease transactions where substantially all risks and rewards incident to ownership are transferred from the lessor to the lessee are accounted for as finance leases. All other leases are accounted for as operating leases.

Impairment subsidiaries

When a subsidiary is in net equity deficit and has suffered operating losses, a test is made whether the investment in the investee has suffered any impairment, in accordance with the stated accounting policy. The determination requires significant judgement. An estimate is made of the future profitability of the investee, and the financial health of and near-term business outlook for the investee, including factors such as industry and sector performance, and operational and financing cash flow.


Impairment of plant & equipment and intangible assets

The company assesses whether plant & equipment and intangible assets have any indication of impairment in accordance with the accounting policy. The recoverable amounts of plant & equipment and intangible asset have been determined based on value-in-use calculations. These calculations require the use of judgement and estimates.

Expected credit loss

Expected credit losses of the company are based on an evaluation at the collectability of receivables. A considerable amount of judgement is required in assessing the ultimate realization of these receivables, including their current creditworthiness, past collection history of each customer and ongoing dealings with them. If the financial conditions of the counterparties with which the Company contracted were to deteriorate, resulting in an impairment of their ability to make payments, additional expected credit loss may be required.

Property, Plant and Equipment



SANCO INDUSTRIES LIMITED

Notes and other explanatory information to financial statements for the year ended

March 31, 2022

All items of property, plant and equipment are initially recorded at cost. The cost of an item of plant and equipment is recognized as an asset if, and only if, it is probable that future economic benefits associated with the item will flow to the Company and the cost of the item can be measured reliably.

Cost includes its purchase price (after deducting trade discounts and rebates), import duties & non-refundable purchase taxes, any costs directly attributable to bringing the asset to the location & condition necessary for it to be capable of operating in the manner intended by management, borrowing costs on qualifying assets and asset retirement costs. When parts of an item of property, plant and equipment have different useful lives, they are accounted for as separate items (major components) of property, plant and equipment.

The activities necessary to prepare an asset for its intended use or sale extend to more than just physical construction of the asset. It may also include technical (DPR, environmental, planning, Land acquisition and geological study) and administrative work such as obtaining approvals before the commencement of physical construction.

The cost of replacing a part of an item of property, plant and equipment is capitalized if it is probable that the future economic benefits of the part will flow to the Company and that its cost can be measured reliably. The carrying amount of the replaced part is derecognized.

Costs of day to day repairs and maintenance costs are recognised into net income as incurred.

Subsequent to recognition, property, plant and equipment are measured at cost less accumulated depreciation and any accumulated impairment losses.

The carrying values of property, plant and equipment are reviewed for impairment when events or changes in circumstances indicate that the carrying value may not be recoverable.

The residual values, estimated useful lives and depreciation method are reviewed at each financial year-end, and adjusted prospectively, if appropriate.

An item of plant and equipment is derecognized upon disposal or when no future economic benefits are expected from its use or disposal. Any gain or loss arising on derecognition of the asset is recognised in the profit or loss in the year the asset is derecognized.

Assets under installation or under construction as at the Balance Sheet date are shown as Capital Work in Progress.

Depreciation

Depreciation is provided on Written down value Method, as per the provisions of schedule II of the Companies Act, 2013 or based on useful life estimated on the technical assessment. Asset class wise useful lives in years are as under:

| | |
|------------------------------|-------|
| Factory buildings | 30 |
| Other than factory buildings | 60 |
| Plant and Machinery | 15 |
| Office equipments | 5 |
| Electrical Fittings | 10 |
| Computers and peripherals | 3 - 6 |
| Furniture and Fixtures | 10 |



SANCO INDUSTRIES LIMITED
Notes and other explanatory information to financial statements for the year ended
March 31, 2022

| | |
|--------------------------------|---|
| Furniture and Fixtures (Hotel) | 8 |
| Plant & Machinery (Hotel) | 8 |
| Vehicles | 8 |

Leasehold Assets are depreciated over the shorter of the estimated useful life of the asset or the lease term. Fully depreciated plant and equipment are retained in the financial statements until they are no longer in use.

In respect of additions/deletions to the fixed assets/leasehold improvements, depreciation is charged from the date the asset is ready to use/up to the date of deletion.

Depreciation on adjustments to the historical cost of the assets on account of reinstatement of long term borrowings in foreign currency, if any, is provided prospectively over the residual useful life of the asset.

Investment properties

Property that is held for long-term rental yields or for capital appreciation or both is classified as investment property.

Investment property is measured at its cost, including related transaction costs and where applicable borrowing costs. Subsequent expenditure is capitalised to the asset's carrying amount only when it is probable that future economic benefits associated with the expenditure will flow to the company and the cost of the item can be measured reliably. All other repairs and maintenance costs are expensed when incurred. When part of an investment property is replaced, the carrying amount of the replaced part is derecognised.

Investment properties are depreciated using the straight-line method as per the provisions of schedule II of the Companies Act, 2013 or based on useful life estimated on the technical assessment.

Other Intangible assets

Intangible assets are recognised when it is probable that the future economic benefits that are attributable to the asset will flow to the enterprise and the cost of the asset can be measured reliably.

The company amortizes Computer software using the straight-line method over the period of 4 years.

Financial Assets

Financial assets comprise of investments in equity and debt securities, trade receivables, cash and cash equivalents and other financial assets.

Initial recognition

All financial assets are recognised initially at fair value. Purchases or sales of financial asset that require delivery of assets within a time frame established by regulation or convention in the market place (regular way trades) are recognised on the trade date, i.e. the date that the company commits to purchase or sell the assets.

Subsequent Measurement

1. Financial assets measured at amortised cost

Financial assets held within a business model whose objective is to hold financial assets in order to collect contractual cash flows and the contractual terms of the financial assets give rise on specified



SANCO INDUSTRIES LIMITED

Notes and other explanatory information to financial statements for the year ended

March 31, 2022

dates to cash flows that are solely payments of principal and interest on the principal amount outstanding are measured at amortised cost using effective interest rate (EIR) method. The EIR amortization is recognised as finance income in the Statement of Profit and Loss.

The Company while applying above criteria has classified the following at amortised cost:

- A. Trade receivable
- B. Cash and cash equivalents
- C. Other Financial Asset

2. Financial assets at fair value through other comprehensive income (FVTOCI):

Financial assets held within a business model whose objective is to hold financial assets in order to collect contractual cash flows, selling the financial assets and the contractual terms of the financial assets give rise on specified dates to cash flows that are solely payments of principal and interest on the principal amount outstanding are measured at FVTOCI.

Fair Value movements in financial assets at FVTOCI are recognised in other comprehensive income. In assessing value in use, the estimated future cash flows are discounted to their present value using a pre-tax discount rate that reflects current market assessments of the time value of money and the risks specific to the asset.

Government Grants

Government assistance is recognized when there is reasonable assurance that the Company will comply with the conditions attached to the government assistance and the grants will be received. Such assistance is recorded as a reduction to the related expense of asset.

Inventories

Raw materials, consumables, stores and spares and finished goods are valued at lower of cost and net realizable value. Cost is determined on weighted average cost method.

Construction/Development work-in-progress related to project works is valued at lower of cost or net realizable value, where the outcome of the related project is estimated reliably. Cost includes cost of land, cost of materials, cost of borrowings and other related overheads.

Net realizable value is the estimated selling price in the ordinary course of business, less estimated costs of completion and estimated costs necessary to make the sale.

Cash and Cash equivalents

Cash and cash equivalents comprise cash at bank and in hand and short-term investments with an original maturity of three months or less. Deposits with banks subsequently measured at amortized cost and short term investments are measured at fair value through Profit & Loss account.

Non-current Assets held for sale

Non-current assets, or disposal groups comprising assets and liabilities, that are expected to be recovered through sale rather than through continuing use, are classified as held for sale. Immediately before classification as held for sale, the assets, or components or the disposal group, are re-measured in accordance with the Company's accounting policies. Thereafter, the assets or disposal group, are measured at the lower of their carrying amount and fair value less costs to sell. Any impairment losses on initial classification as held for sale or subsequent gain on re-measurement are recognized into net income. Gains are not recognized in excess of any cumulative impairment losses.

Share Capital



SANCO INDUSTRIES LIMITED
Notes and other explanatory information to financial statements for the year ended
March 31, 2022

Equity shares are classified as equity.

Financial Liabilities

Initial recognition and measurement

Financial liabilities are recognized when, and only when, the Company becomes a party to the contractual provisions of the financial instrument. The company determines the classification of its financial liabilities at initial recognition.

All financial liabilities are recognized initially at fair value plus any directly attributable transaction costs, such as loan processing fees and issue expenses.

Subsequent measurement

The measurement of financial liabilities depends on their classification as follows:

Financial liabilities at fair value through profit or loss

Equity instruments held for trading are classified as at fair value through profit or loss (FVTPL). For other equity instruments the company classifies the same as at FVTOCI. The classification is made on initial recognition and is irrevocable. Fair value changes on equity investments at FVTOCI, excluding dividends are recognised in other comprehensive income (OCI).

3. Financial assets at fair value through profit or loss (FVTPL)

Financial assets are measured at fair value through profit or loss if it does not meet the criteria for classification as measured at amortised cost or at fair value through other comprehensive income. All fair value changes are recognised in the statement of profit and loss.

4. Investment in subsidiaries, joint ventures & associates are carried at cost in the separate financial statements.

Impairment of Financial Assets

Financial assets are tested for impairment based on the expected credit losses.

1) Trade Receivables

An impairment analysis is performed at each reporting date. The expected credit losses over life time of the asset are estimated by adopting the simplified approach using a provision matrix which is based on historical loss rates reflecting current condition and forecasts or future economic conditions. In this approach assets are grouped on the basis of similar credit characteristics such as industry, customer segment, past due status and other factors which are relevant to estimate the expected cash loss from these assets.

2) Other financial assets

Other financial assets are tested for impairment based on significant change in credit risk since initial recognition and impairment is measured based on probability of default over the life time when there is significant increase in credit risk.

De-recognition of financial assets

A financial asset is de-recognized only when:

- The company has transferred the rights to receive cash flows from the financial asset or



SANCO INDUSTRIES LIMITED

Notes and other explanatory information to financial statements for the year ended

March 31, 2022

- Retains the contractual rights to receive the cash flows of the financial asset, but assumes a contractual obligation to pay the cash flows to one or more recipients.

Where the entity has transferred an asset and transferred substantially all risks and rewards of ownership of the financial asset. In such cases the financial asset is derecognized. Where the entity has neither transferred a financial asset nor retains substantially all risks and rewards of ownership of the financial asset, the financial asset is also derecognized if the company has not retained control of the financial asset.

Impairment of Non-Financial Assets

At each reporting date, the Company assesses whether there is any indication that an asset may be impaired. Where an indicator of impairment exists, the company makes a formal estimate of recoverable amount. Where the carrying amount of an asset exceeds its recoverable amount the asset is considered impaired and is written down to its recoverable amount.

Recoverable amount is the greater of fair value less costs to sell and value in use. It is determined for an individual asset, unless the asset does not generate cash inflows that are largely independent of those from other assets or groups of assets, in which case, the recoverable amount is determined for the cash-generating unit to which the asset belongs.

Financial liabilities at fair value through profit or loss includes financial liabilities held for trading and financial liabilities designated upon initial recognition at fair value through profit or loss. Financial liabilities are classified as held for trading if they are acquired for the purpose of selling in the near term. This category includes derivative financial instruments entered into by the Company that are not designated as hedging instruments in hedge relationships. Separated embedded derivatives are also classified as held for trading unless they are designated as effective hedging instruments.

Subsequent to initial recognition, financial liabilities at fair value through profit or loss are measured at fair value. Any gains or losses arising from changes in fair value of the financial liabilities are recognised in profit or loss.

The company has not designated any financial liabilities upon initial recognition at fair value through profit or loss.

Other financial liabilities

After initial recognition, financial liabilities are subsequently measured at amortised cost using the effective interest method. Gains and losses are recognised in profit or loss when the liabilities are derecognised, and through the amortization process.

De-recognition

A financial liability is derecognised when the obligation under the liability is discharged or cancelled or expired. When an existing financial liability is replaced by another from the same lender on substantially different terms, or the terms of an existing liability are substantially modified, such an exchange or modification is treated as a de-recognition of the original liability and the recognition of a new liability, and the difference in the respective carrying amounts is recognised in profit or loss.

Borrowing Costs

Borrowing costs directly attributable to the acquisition, construction or production of an asset that necessarily takes a substantial period of time to get ready for its intended use or sale are capitalized as part of the cost of the respective asset. All other borrowing costs are expensed in the period they occur. Borrowing costs consist of interest, exchange differences arising from foreign currency borrowings to the extent they are regarded as an adjustment to the interest cost and other costs that an entity incurs in connection with the borrowing of funds.



SANCO INDUSTRIES LIMITED

Notes and other explanatory information to financial statements for the year ended

March 31, 2022

Investment income earned on the temporary investment of specific borrowings pending their expenditure on qualifying assets is deducted from the borrowing costs eligible for capitalization.

Employee Benefits

- Employee benefits are charged to the statement of Profit and Loss for the year and for the projects under construction stage are capitalised as other direct cost in the Capital Work in Progress/Intangible asset under development.
- Retirement benefits in the form of Provident Fund are a defined contribution scheme and the contributions are recognised, when the contributions to the respective funds are due. There are no other obligations other than the contribution payable to the respective funds.
- Gratuity liability is defined benefit obligations and is provided for on the basis of an actuarial valuation on projected unit credit method made at the end of each financial year. Re-measurement in case of defined benefit plans gains and losses arising from experience adjustments and changes in actuarial assumptions are recognised in the period in which they occur, directly in other comprehensive income and they are included in retained earnings in the statement of changes in equity in the balance sheet.
- Compensated absences are provided for on the basis of an actuarial valuation on projected unit credit method made at the end of each financial year. Re-measurements as a result of experience adjustments and changes in actuarial assumptions are recognised in profit or loss.
- The amount of Non-current and Current portions of employee benefits is classified as per the actuarial valuation at the end of each financial year.

Income Taxes

Income tax expense is comprised of current and deferred taxes. Current and deferred tax is recognized in net income except to the extent that it relates to a business combination, or items recognized directly in equity or in other comprehensive income.


Current income taxes for the current period, including any adjustments to tax payable in respect of previous years, are recognized and measured at the amount expected to be recovered from or payable to the taxation authorities based on the tax rates that are enacted or substantively enacted by the end of the reporting period.

Deferred income tax assets and liabilities are recognized for temporary differences between the financial statement carrying amounts of existing assets and liabilities and their respective tax bases using the tax rates that are expected to apply in the period in which the deferred tax asset or liability is expected to settle, based on the laws that have been enacted or substantively enacted by the reporting date. Such deferred tax assets and liabilities are not recognized if the temporary difference arises from goodwill or from the initial recognition (other than in a business combination) of other assets and liabilities in a transaction that affects neither the taxable income nor the accounting income. Deferred tax assets are generally recognized for all deductible temporary differences to the extent that it is probable that taxable income will be available against which they can be utilized. Deferred tax assets are reviewed at each reporting date and reduced accordingly to the extent that it is no longer probable that they can be utilized.

Deferred tax assets and liabilities are offset when there is legally enforceable right of offset current tax assets and liabilities when the deferred tax balances relate to the same taxation authority. Current tax asset and liabilities are offset where the entity has legally enforceable right to offset and intends either to settle on a net basis, or to realize the asset and settle the liability simultaneously.

Leases

As a lessee



SANCO INDUSTRIES LIMITED

Notes and other explanatory information to financial statements for the year ended

March 31, 2022

Leases of property, plant and equipment where the company, as lessee, has substantially all the risks and rewards of ownership are classified as finance leases. Finance leases are capitalised at the lease's inception at the fair value of the leased property or, if lower, the present value of the minimum lease payments. The corresponding rental obligations, net of finance charges, are included in borrowings or other financial liabilities as appropriate. Each lease payment is allocated between the liability and finance cost. The Finance cost is charged to the profit or loss over the lease period so as to produce a constant periodic rate of interest on the remaining balance of the liability for each period.

Leases in which a significant portion of the risks and rewards of ownership are not transferred to the company as lessee are classified as operating leases. Payments made under operating leases (not of any incentives received from the lessor) are charged to profit or loss on a straight-line basis over the period of the lease unless the payments are structured to increase in line with expected general inflation to compensate for the lessor's expected inflationary cost increases.

As a lessor

Lease income from operating leases where the company is a lessor is recognised in income on a straight-line basis over the lease term unless the receipts are structured to increase in line with expected general inflation to compensate for the expected inflationary cost increases. The respective leased assets are included in the balanced sheet based on their nature.

Lease-hold land:

Leasehold land that normally has a finite economic life and title which is not expected to pass to the lessee by the end of the lease term is treated as an operating lease.

The payment made on entering into or acquiring a leasehold land is accounted for as leasehold land use rights (referred to as prepaid lease payments in Ind AS 17 "Leases") and is amortized over the lease term in accordance with the pattern of benefits provided.

Provisions, Contingent and Liabilities and Contingent Assets

Provisions

A provision is recognized if, as a result of a past event, the Company has a present legal or constructive obligation that can be estimated reliably, and it is probable that an outflow of economic benefits will be required to settle the obligation.

Provisions are measured at the present value of management's best estimate of the expenditure required to settle the present obligation at the end of the reporting period. The discount rate used to determine the present value is a pre-tax rate that reflects current market assessments of the time value of money and the risks specific to the liability. The increase in the provision due to the passage of time is recognised as interest expense and is recorded over the estimated time period until settlement of the obligation. Provisions are reviewed and adjusted, when required, to reflect the current best estimate at the end of each reporting period.

The Company recognizes decommissioning provisions in the period in which a legal or constructive obligation is incurred. A corresponding decommissioning cost is added to the carrying amount of the associated property, plant and equipment, and it is depreciated over the estimated useful life of the asset.

A provision for onerous contracts is recognized when the expected benefits to be derived by the company from a contract are lower than the unavoidable cost of meeting its obligations under



SANCO INDUSTRIES LIMITED

Notes and other explanatory information to financial statements for the year ended

March 31, 2022

contract. The provision is measured at the present value or the lower of expected cost of terminating the contract and the expected net cost of continuing with the contract. Before a provision is established, the company recognizes any impairment loss on the assets associated with that contract.

Liquidated Damages/Penalty as per the contracts/Additional Contract Claims under the contract entered into with Vendors and Contractors are recognised at the end of the contract or as agreed upon.

Contingent Liabilities

Contingent liability is disclosed in case of

- A present obligation arising from past events, when it is not probable that an outflow of resources will be required to settle the obligations.
- A present obligation arising from past events, when no reliable estimate is possible.
- A possible obligation arising from past events whose existence will be confirmed by the occurrence or non-occurrence of one or more uncertain future events beyond the control of the company where the probability of outflow of resources is not remote.

Contingent Assets

Contingent assets are not recognized but disclosed in the financial statements when an inflow of economic benefits is probable.

Fair Value Measurements

Company uses the following hierarchy when determining fair values:

Level 1 - Quoted prices (unadjusted) in active markets for identical assets or liabilities;

Level 2 - Inputs other than quoted prices included in Level 1 that are observable for the asset or liability, either directly (prices) or indirectly (derived from prices) and,

Level 3 - Inputs for the asset or liability that are not based on observable market data.

The fair value of financial instruments traded in active markets is based on quoted market prices at the reporting dates. A market is regarded as active if quoted prices are readily and regularly available from an exchange, dealer, broker, industry group, pricing service, or regulatory agency, and those prices represent actual and regularly occurring market transactions on an arm's length basis. The fair value for these instruments is determined using Level 1 inputs.

The fair value of financial instruments that are not traded in an active market (for example, over-the-counter derivatives) is determined by using valuation techniques. These valuation techniques maximize the use of observable market data where it is available and rely as little as possible on entity-specific estimates. If all significant inputs required to fair value an instrument are observable, the instrument is fair valued using level 2 inputs.

If one or more of the significant inputs is not based on observable market data, the instrument is fair valued using Level 3 inputs. Specific valuation techniques used to value financial instruments include:

- Quoted market prices or dealer quotes for similar instruments;
- The fair value of interest rate swaps is calculated as the present value of the estimated future cash flows based on observable yield curves;
- The fair value of forward foreign exchange contracts is determined using forward exchange rates at the reporting dates, with the resulting value discounted back to present value;
- Other techniques, such as discounted cash flow analysis, are used to determine fair value for the remaining financial instruments.



SANCO INDUSTRIES LIMITED

Notes and other explanatory information to financial statements for the year ended

March 31, 2022

Revenue Recognition

Revenue is recognised and measured at the fair value of the consideration received or receivable, to the extent that it is probable that the economic benefits will flow to the company and the revenue can be reliably measured.

The company collects service tax, sales taxes/value added taxes (VAT) and GST on behalf of the government and, therefore, these are not economic benefits flowing to the company. Hence, they are excluded from revenue. The following specific recognition criteria must also be met before revenue is recognized.

Insurance Claims

Insurance claims are recognized on acceptance/actual receipt of the claim.

Interest

Revenue is recognized as the interest accrues, using the effective interest method. This is the method of calculating the amortized cost of a financial asset and allocating the interest income over the relevant period using the effective interest rate, which is the rate that exactly discounts estimated future cash receipts through the expected life of the financial asset to the net carrying amount of the financial asset.

Dividends

Dividends are recognised in profit or loss only when the right to receive payment is established.

Foreign Currency Transactions

Transactions in foreign currencies are translated to the functional currency of the company, at exchange rates in effect at the transaction date.


At each reporting date monetary assets and liabilities denominated in foreign currencies are translated at the exchange rate in effect at the date of the statement of financial position.

The translation for other non-monetary assets is not updated from historical exchange rates unless they are carried at fair value.

Minimum Alternative Tax [MAT]

MAT credit is recognised as an asset only when and to the extent there is convincing evidence that the company will pay normal income tax during the specified period. In the year in which the MAT credit becomes eligible to be recognized as an asset in accordance with the recommendations contained in Guidance Note issued by the Institute of Chartered Accountants of India, the said asset is created by way of a credit to the statement of profit and loss and shown as MAT Credit Entitlement. The company reviews the same at each balance sheet date and writes down the carrying amount of MAT Credit Entitlement to the extent there is no longer convincing evidence to the effect that company will pay normal Income Tax during the specified period.

Earnings per Share



SANCO INDUSTRIES LIMITED

Notes and other explanatory information to financial statements for the year ended March 31, 2022

Basic earnings per share are calculated by dividing

- The profit attributable to owners of the company.
- By the weighted average number of equity shares outstanding during the financial year, adjusted for bonus elements in equity shares issued during the year and excluding treasury shares.

Diluted earnings per share adjust the figures used in the determination of basic earnings per share to take into account:

- The after income tax effect of interest and other financing costs associated with dilutive potential equity shares.
- The weighted average number of additional equity shares that would have been outstanding assuming the conversion of all dilutive potential equity shares.

Segmental Reporting

Operating segments are reported in a manner consistent with the internal reporting provided to the chief operating decision makers, who are responsible for allocating resources and assessing performance of the operating segments.


Rounding of amounts

All amounts disclosed in the financial statements and notes have been rounded off to the nearest Lakh as per the requirement of Schedule II of the Companies Act, 2013, unless otherwise stated.



Sanco Industries Limited
Notes to financial statements for the year ended March 31, 2022

| | Rs. Lakhs | |
|---|--------------------------------------|--------------------------------------|
| | For the year ended March 31, 2022 | For the year ended March 31, 2021 |
| 1 Revenue From Operations | | |
| Sale of Goods | 0.44 | 239.91 |
| - Finished goods | | |
| - Traded goods | 0.44 | 239.91 |
| Gross Revenue from Operations | 0.44 | 239.91 |
| 2 Other Income | | |
| Interest Income on deposits | (0.04) | 8.60 |
| Profit on sale of Fixed Assets | | 2.44 |
| Claim settlement income | 65.06 | - |
| Miscellaneous Income | | 16.60 |
| Provision for GST | 7.59 | |
| | 72.61 | 27.64 |
| 3 Cost Of Materials Consumed | | |
| Inventory opening balance | 1,543.07 | 1,543.07 |
| Add : Purchases | 120.28 | 143.67 |
| | | 1,686.74 |
| Less : Inventory closing balance | 1,663.35 | 1,543.07 |
| Cost of Raw Materials Consumed | - | 143.67 |
| 4 Purchase of stock-in-trade | | |
| Purchases - Trading Materials | 16.97 | 1.77 |
| | 16.97 | 1.77 |
| 5 (Increase) / Decrease In Inventories Of Finished Goods, Construction / Development Work In Progress And Stock In Trade | | |
| Finished Goods | | |
| Inventories at the beginning of the Year | 273.31 | 894.10 |
| Less : Inventories at the end of the Year * | 290.28 | 273.31 |
| Sub Total (A) | (16.97) | 620.79 |
| Stock In Trade | | |
| Inventories at the beginning of the Year | - | - |
| Less : Inventories at the end of the Year * | - | - |
| Sub Total (B) | - | - |
| (Increase) / Decrease in inventories | (A+B) (16.97) | 620.79 |



6 Employee Benefits Expenses

| | For the year ended March 31, 2022 | For the year ended March 31, 2021 |
|--|--------------------------------------|--------------------------------------|
| Salaries, allowances and benefits to employees | 12.84 | |
| Contribution to provident fund and other funds | - | 2.33 |
| Staff welfare expenses | 1.37 | 3.25 |
| Keyman Insurance Premium | | 49.63 |
| | 14.20 | 55.20 |

7 Finance Cost

| | For the year ended March 31, 2022 | For the year ended March 31, 2021 |
|--|--------------------------------------|--------------------------------------|
| Interest | | |
| - Paid to Bank, Financial Institutions and others | 0.03 | 6.98 |
| - Paid to Other | | |
| Bank charges | 0.13 | 0.54 |
| Other Borrowing Cost (Upfront Fees, Commitment Charges etc.) | | |
| Interest on Advance Income Tax | | |
| | 0.16 | 7.52 |

8 Depreciation And Amortization Expense

| | For the year ended March 31, 2022 | For the year ended March 31, 2021 |
|-------------------------------------|--------------------------------------|--------------------------------------|
| Depreciation on PPE | 30.62 | 37.75 |
| Amortization on Intangible Assets | | |
| Depreciation on Investment Property | | |
| Amortization Expense | | |
| | 30.62 | 37.75 |

9 Other Expenses

| | For the year ended March 31, 2022 | For the year ended March 31, 2021 |
|--|--------------------------------------|--------------------------------------|
| Rent | - | |
| Rates and taxes | - | |
| Repairs and Maintenance: | | |
| Office Building and Plant & Machinery | 0.02 | 1.34 |
| Others | - | 0.64 |
| Marketing and selling expenses | - | |
| Retrenchment (service Pay Full & Final) | 3.27 | |
| ARREAR (WAGES ACCOUNT) | 0.01 | |
| Office maintenance | 0.04 | 0.04 |
| Insurance | 1.18 | 1.93 |
| Printing and stationery | 0.02 | 0.16 |
| Consultancy and other professional charges | - | 6.13 |
| Electricity and Power charges | 3.71 | 19.15 |
| Audit Fees | 0.69 | 0.83 |
| Travelling and conveyance | 3.76 | 2.95 |
| Water Expenses | 0.07 | |
| Bad Debts A/C | 46.87 | |
| Bad Debts Written Off | 0.50 | |
| Communication expenses | - | 0.52 |
| Business Promotion and Advertisement | 0.12 | 0.12 |
| Discount Charges | - | 5.21 |
| Gratuity Account | 4.50 | |
| GST (Late Fee) | 0.09 | |
| Vehicle running & maintenance | 0.96 | 6.85 |
| Charity & Donations | 0.12 | |
| Commission & brokerage | - | 1.47 |
| Freight and forwarding charges | - | 3.82 |



| | | |
|---|---------------|--------------|
| Testing Fee, ROC Fees, Renewal fees and Licence Fee | 38.18 | 0.45 |
| Listing Fee | 5.90 | 2.90 |
| | 1.55 | 2.72 |
| | 111.57 | 57.22 |

10 Other Comprehensive Income

| | | |
|--|--|--|
| | For the year ended March 31, 2022 | For the year ended March 31, 2021 |
|--|--|--|

(A) Items that will not be reclassified to profit or loss

| | | |
|--|--|-------------|
| (i) Changes in revaluation surplus; | | 2.69 |
| (ii) Remeasurements of the defined benefit plans; | | |
| (iii) Others (specify nature). | | |
| Income Tax relating to items that will not be reclassified to profit or loss | | |
| | | 2.69 |

(B) Items that will be reclassified to profit or loss

| | | |
|--|--|-------------|
| Others (specify nature). | | 0.30 |
| Income Tax relating to items that will be reclassified to profit or loss | | |
| | | 0.30 |



Sanco Industries Limited
Notes to financial statements for the year ended March 31, 2022

(Rs. In Lakhs)

16 Equity Share Capital

| Particulars | As at Mar 31, 2022 | As at Mar 31, 2021 |
|---|--------------------------|-----------------------|
| Authorised | | |
| 2,10,00,000 Mar 31,2021: 1,40,00,000 of Rs. 10each) Equity Shares of Rs. 10 each | 2100.00 | 2,100.00 |
| | <u>2100.00</u> | <u>2,100.00</u> |
| Issued, Subscribed and Paid Up Equity Shares | | |
| 11512000+1570000 Mar 31,2021: 1,02,84,000 of Rs. 10 each) Equity Shares of Rs. 10 each, Fully Paid Up | 1308.2 | 1,151.20 |
| Total Equity Share Capital | <u>1308.2</u> | <u>1,151.20</u> |

16.1 Reconciliation of the shares outstanding at the beginning and at the end of the reporting period

| | No. Lakhs | Rs. Lakhs |
|--|---------------|-----------------|
| Equity Shares of Rs. 10 Each, Fully paid up | | |
| Issued during the period - Bonus Issue | - | - |
| Issued during the period - Cash Issue | - | - |
| At the end 31st March 2021 | <u>115.12</u> | <u>1,151.20</u> |
| Issued during the period - Bonus Issue | - | - |
| Issued during the period - Cash Issue | - | - |
| At the end 31st March 2022 | <u>130.82</u> | <u>1,308.20</u> |


16.2 Terms / Rights attached to Equity Shares

(egg. Dividend rights, Voting Rights)

The company has only one class of equity shares having a par value of Rs. 10 Per
 In the event of liquidation of the company, the holders of equity shares will be entitled

16.3 Details of Shareholder holding more than 5% shares of the company:

| | No. | % of Holding |
|---|-----------|--------------|
| Equity Shares of Rs. 10 each Held By as on 31st March 2020 | | |
| Mr. Sanjay Gupta | 2,328,550 | 22.64% |
| Mr. Sidhant Gupta | 528,120 | 5.14% |
| M/s Sanjay Gupta HUF | 1,252,430 | 12.18% |
| Equity Shares of Rs. 10 each Held By as on 31st March 2021 | | |
| Mr. Sanjay Gupta | 1,610,616 | 13.99% |
| Mr. Sidhant Gupta | 528,120 | 4.59% |
| M/s Sanjay Gupta HUF | 1,103,430 | 9.59% |
| Equity Shares of Rs. 10 each Held By as on 31st March 2022 | | |
| Mr. Sanjay Gupta | 1783146 | 13.63% |
| Mr. Sidhant Gupta | 528120 | 4.04% |
| M/s Sanjay Gupta HUF | 1003430 | 7.67% |




Sanco Industries Limited

Statement of Changes in Equity for the year ended March 31, 2022


(Rs. In Lakhs)

Attributable to the equity holders

| Particulars | Reserves and Surplus | | | Items of Other comprehensive | | Total equity |
|--|----------------------------|--------------------------------|-------------------|--------------------------------------|---|-----------------|
| | Securities Premium Account | Investment Revaluation Reserve | Retained earnings | Foreign currency translation reserve | Other items of other comprehensive income (specify) | |
| Balance as at 01.04.2016 | 226.00 | 4.07 | 1,619.61 | - | - | 1,849.68 |
| Changes in accounting policy/prior period errors | | | | | | - |
| Restated balance at the beginning of the reporting period | | | | | | - |
| Total Comprehensive Income after tax Additions | | | 312.03 | | 2.68 | 314.72 |
| Converted in to Equity | (171.40) | | | | | (171.40) |
| Other change (to be specified) | | (4.07) | (1.94) | | | (6.01) |
| Balance as at 31.03.2017 | 54.60 | - | 1,929.70 | - | 2.68 | 1,986.98 |
| Changes in accounting policy/prior period errors | | | | | | - |
| Restated balance at the beginning of the reporting period | | | | | | - |
| Current year profit | | | 23.32 | - | 3.54 | 26.86 |
| Other Comprehensive Income after tax for the Period | | | | | | - |
| Balance as at 01.04.2019 | 54.60 | - | 2,428.31 | - | 9.21 | 2,492.10 |
| Changes in accounting policy/prior period errors | | | | | | - |
| Restated balance at the beginning of the reporting period | | | | | (2.69) | (2.69) |
| Current year profit | | | 28.85 | - | 0.65 | 29.50 |
| Other Comprehensive Income after tax for the Period | | | | | | - |
| Balance as at 31.03.2020 | 54.60 | - | 2,457.17 | - | 7.17 | 2,518.92 |
| Changes in accounting policy/prior period errors | | | | | | - |
| Less: Revaluation reserve Transferred to Statement of Profit and Loss account as Investment sold | | | | | | - |



| | | | | | | |
|--|---------------|---|---------------|---|-------------|---------------|
| Current year profit | | | (2,339.61) | - | - | (2,339.61) |
| Other Comprehensive Income after tax for the Period During the year | 55.26 | | | | | - |
| Balance as at 31.03.2021 | 109.86 | - | 117.54 | - | 7.17 | 234.57 |
| Changes in accounting policy/prior period errors | | | | | | - |
| Less: Revaluation reserve Transferred to Statement of Profit and Loss account as Investment sold | | | (83.51) | - | - | (83.51) |
| Current year profit | | | | | | - |
| Other Comprehensive Income after tax for the Period During the year | - | | | | | - |
| Balance as at 31.03.2022 | 109.86 | | 34.03 | | 7.17 | 151.06 |




SANCO INDUSTRIES LIMITED
COMPANY NO:-L74899DL1989PLC035549

Statement of Audited Standalone Financial Results for the Quarter ended and Year ended on 31st March,2022
Rs. Lakhs

| Particulars | Year ended | |
|--|-----------------|-------------------|
| | 31st March 2022 | 31st March 2021 |
| | Audited | Audited |
| Income | | |
| 1. Revenue from Operations | 0.44 | 239.91 |
| 2. Other Income | 72.61 | 27.64 |
| 3. Total Income (1+2) | 73.05 | 267.55 |
| 4. Expenditure | | |
| Cost of Materials Consumed | - | 1,820.10 |
| Purchase of stock-in-trade | 16.97 | 1.77 |
| Change in Inventories of Finished Goods, Stock in trade and WIP | (16.97) | 620.79 |
| Employee benefits expenses | 14.20 | 55.20 |
| Finance cost | 0.16 | 7.52 |
| Depreciation and Amortization expense | 30.62 | 37.75 |
| Other expenses | 111.57 | 57.22 |
| Total | 156.55 | 2,600.35 |
| 5. Profit Before Tax (3-4) | (83.51) | (2,332.80) |
| 6. Total tax Expenses | | 6.8120 |
| 7. Profit for the period (5-6) | (83.51) | (2,339.61) |
| 8. Other Comprehensive Income | - | - |
| 9. Total Comprehensive Income (7+8) | (83.51) | (2,339.61) |
| 10. Paid-up equity share capital (No.of eq shares having Face Value of Rs. 10 per share) | 130.82 | 115.12 |
| 11. Other Equity | | |
| 12. Earning Per Share (EPS) | | |
| (a) Basic EPS ordinary activities after tax for the period, for the year to date | (0.64) | (20.32) |
| (b) Diluted EPS ordinary activities after tax for the period, for the year to date | (0.64) | (20.32) |

For K.G Sharma & Co.
Chartered Accountants
FRN: 005240N

CA S.K. Jain
Partner
Membership No. 089416



For and on behalf of the Board of Directors
of Sanco Industries Limited

Sanjay Gupta
Managing Director
DIN : 00726005

Anurag Gupta
Chief Financial Officer

Abhishek Jain
Executive Director
DIN: 07432343

Akriti Mahajan
Company Secretary

Date: 28/05/2022

Place: Delhi

UDIN: 22089416AJUXZ05057

SANCO INDUSTRIES LIMITED
COMPANY NO:-L74899DL1989PLC035549

Statement of Audited Standalone Financial Results for the Quarter ended and Year ended on 31st March,2022

Rs. Lakhs

| Particulars | Quarter ended | Quarter ended | Quarter ended | Year ended | |
|--|--------------------|--------------------|-----------------------|--------------------|--------------------|
| | 31st march 2022 | 31st march 2021 | 31st December 2021 | 31st March 2022 | 31st March 2021 |
| | Audited | Audited | Unaudited | Audited | Audited |
| Income | | | | | |
| 1. Revenue from Operations | 0.00 | - | - | 0.44 | 239.91 |
| 2. Other Income | 7.56 | 23.25 | - | 72.61 | 27.64 |
| 3. Total Income (1+2) | 7.56 | 23.25 | - | 73.05 | 267.55 |
| 4. Expenditure | | | | | |
| Cost of Materials Consumed | - | 1,671.61 | - | - | 1,820.10 |
| Purchase of stock-in-trade | 16.97 | 0 | - | 16.97 | 1.77 |
| Change in Inventories of Finished Goods, Stock in trade and WIP | (16.97) | 591.43 | - | (16.97) | 620.79 |
| Employee benefits expenses | 0.00 | (0.98) | 3.10 | 14.20 | 55.20 |
| Finance cost | 0.11 | 0.95 | - | 0.16 | 7.52 |
| Depreciation and Amortization expense | 3.67 | 7.96 | 7.50 | 30.62 | 37.75 |
| Other expenses | 82.24 | 10.55 | 12.47 | 111.57 | 57.22 |
| Total | 86.02 | 2,281.52 | 23.07 | 156.55 | 2,600.35 |
| 5. Profit Before Tax (3-4) | (78.46) | (2,258.27) | (23.07) | (83.51) | (2,332.80) |
| 6. Total tax Expenses | | 6.81 | | | 6.8120 |
| 7. Profit for the period (5-6) | (78.46) | (2,265.08) | (23.07) | (83.51) | (2,339.61) |
| 8. Other Comprehensive Income | | | | | |
| 9. Total Comprehensive Income (7+8) | (78.46) | (2,265.08) | (23.07) | (83.51) | (2,339.61) |
| 10. Paid-up equity share capital (No.of eq shares having Face Value of Rs. 10 per share) | 130.82 | 115.12 | 115.10 | 130.82 | 115.12 |
| 11. Other Equity | - | | | | |
| 12. Earning Per Share (EPS) | | | | | |
| (a) Basic EPS ordinary activities after tax for the period, for the year to date | (0.60) | (19.68) | (0.20) | (0.64) | (20.32) |
| (b) Diluted EPS ordinary activities after tax for the period, for the year to date | (0.60) | (19.68) | (0.20) | (0.64) | (20.32) |

For K.G Sharma & Co.
Chartered Accountants
FRN: 005240N

CA S.K. Jain
Partner
Membership No. 089416



For and on behalf of the Board of Directors
of Sanco Industries Limited

Sanjay Gupta
Managing Director
DIN : 00726005

Anurag Gupta
Chief Financial Officer

Abhishek Jain
Executive Director
DIN: 07432343

Akriti Mahajan
Company Secretary

Date: 28/05/2022

Place: Delhi

UDIN: 22089416 AJ0XZ 85057

Sanco Industries Limited
Notes to financial statements for the year ended March 31, 2022

19 Property, Plant and Equipment

Rs in lakh

| Particulars | FreeHold Land | Buildings | Plant & Equipment | Furniture & Fixtures | Vehicles | Office equipment | Computers | Total |
|-----------------------------|---------------|-----------|-------------------|----------------------|----------|------------------|-----------|--------|
| Gross Block | | | | | | | | |
| As at April 01, 2019 | 6.61 | 55.90 | 339.42 | 0.11 | 72.52 | 4.42 | 3.31 | 482.29 |
| Additions | - | - | 0.17 | - | - | - | - | 0.17 |
| Disposals | - | - | 7.29 | - | - | - | - | 7.29 |
| As at March 31, 2020 | 6.61 | 55.90 | 332.31 | 0.11 | 72.52 | 4.42 | 3.31 | 475.18 |
| Additions | | | | | 12.14 | | | |
| Disposals | | | | | | 4.42 | 3.31 | 475.18 |
| As at March 31, 2021 | 6.61 | 55.90 | 332.31 | 0.11 | 60.38 | 4.42 | 3.31 | 475.18 |
| Additions | | | | | | 0.86 | | |
| Disposals | | | | | | | | |
| As at March 31, 2022 | 6.61 | 55.90 | 332.31 | 0.11 | 60.38 | 5.28 | 3.31 | 463.90 |
| Depreciation | | | | | | | | |
| As at April 01, 2019 | - | 14.42 | 157.12 | 0.03 | 29.90 | 2.81 | 2.78 | 207.06 |
| Charged For the Period | - | 3.93 | 34.84 | 0.00 | 10.81 | 0.62 | 0.17 | 50.36 |
| On Disposals | - | - | 6.37 | - | - | - | - | 6.37 |
| As at March 31, 2020 | - | 18.34 | 185.59 | 0.03 | 40.70 | 3.43 | 2.95 | 251.05 |
| Charged For the Period | | 3.55 | 26.89 | 0.00 | 4.18 | 0.27 | - | |
| On Disposals | | | | | 2.85 | | | |
| As at March 31, 2021 | - | 21.90 | 212.48 | 0.03 | 47.73 | 3.70 | 2.95 | 288.80 |
| Charged For the Period | | 3.22 | 22.85 | 0.01 | 3.46 | 0.90 | 0.18 | |
| On Disposals | | | | | | | | |
| As at March 31, 2022 | - | 25.12 | 235.33 | 0.04 | 51.19 | 4.60 | 3.13 | 319.42 |
| Net Block | | | | | | | | |
| As at March 31, 2021 | 6.61 | 34.00 | 119.82 | 0.075 | 12.65 | 0.73 | 0.36 | 174.25 |
| As at March 31, 2022 | 6.61 | 30.78 | 96.97 | 0.07 | 9.19 | 0.68 | 0.18 | 144.48 |

Note : Gross Block as on 01.04.2016 represents deemed cost (Gross Block - Accumulated Depreciation) as per IndAS 101.



(C) Details of Related party Transactions

| | | (Rs. In Lakhs) | |
|--|--|----------------|----------------|
| | | March 31, 2022 | March 31, 2021 |
| Nature of Transaction | Relation and Name | | |
| Unsecured Loan Received | With Key Management Personnel or their Relatives | | 25.00 |
| | Mansi Gupta-Relative of Director | | 241.80 |
| | Rita Gupta- Whole Time Director | 1.00 | 437.50 |
| | Sanjay Gupta- Managing Director | 55.00 | - |
| | Shankuntla Gupta Relative of Director | | 20.25 |
| | Sidhant Gupta | | |
| | Anurag Gupta Relative of director | 48.50 | |
| | Sanjay Gupta HUF | 8.50 | |
| Unsecured Loan Repaid | With Key Management Personnel or their Relatives | | |
| | Anurag Gupta- Relative of Director | - | 423.81 |
| | Sanjay Gupta- Managing Director | 64.50 | 92.00 |
| | Mansi Gupta-Relative of Director | - | 294.00 |
| | Rita Gupta- Whole Time Director | 1.80 | |
| | Shankuntla Gupta Relative of Director | 160.00 | |
| Purchase of Goods (including GST) Sale of Machinery (Including GST) | With enterprise controlled by Director or their Relatives | | 12.17 |
| | Superlink Polyfeb Ltd.- Associate Enterprises | 41.14 | - |
| Remuneration and Salary | With Key Management Personnel or their Relatives | | |
| | Sanjay Gupta- Managing Director | - | - |
| | Rita Gupta- Whole Time Director | - | - |
| | Sidhant Gupta- Whole Time Director | - | - |
| | Mansi Gupta-Relative of Director | - | - |
| | Anurag Gupta- Relative of Director | 0.25 | - |
| Reimbursement of expenses | With Key Management Personnel or their Relatives | | |
| | Sanjay Gupta- Managing Director | | - |
| Rent Paid | With Key Management Personnel or their Relatives | | |
| | Rita Gupta- Whole Time Director | | - |
| Payables | Subsidiary company(ies) | | |
| | Sanjita Polymet Limited | 10.79 | 11.44 |
| Receivables | With enterprise controlled by Director or their Relatives | | 55.03 |
| | Sanco Enterprises (P) Ltd. | | |
| | Entities controlled by Directors or their Relatives | | 22.65 |
| | Superlink Polyfeb Ltd.- Associate Enterprises | | |
| | Entities controlled by Directors or their Relatives | | 49.74 |
| | Superlink Polyfeb Ltd.- Associate Enterprises | | |
| Unsecured Loan Repayable | Key Management Personnel or their Relatives | | |
| | Unsecured Loan Repayable | | |
| | Anurag Gupta- Relative of Director | 48.50 | 25.00 |
| | Mansi Gupta-Relative of Director | 25.00 | 241.80 |
| | Rita Gupta- Whole Time Director | 240.00 | 432.50 |
| | Sanjay Gupta- Managing Director | 369.00 | 225.00 |
| | Shankuntla Gupta Relative of Director | 120.00 | |
| | Sidhant Gupta | 20.25 | 20.25 |
| | Sanjay Gupta HUF | 8.50 | |
| | Rent Payable | | |
| | Rita Gupta- Whole Time Director | - | - |
| | Shankuntla Gupta Relative of Director | - | - |
| | Remuneration and Salary Payable | | |
| | Sanjay Gupta- Managing Director | - | - |
| | Rita Gupta- Whole Time Director | - | - |
| | Sidhant Gupta- Whole Time Director | - | - |
| | Mansi Gupta-Relative of Director | 0.13 | 0.13 |
| | Anurag Gupta- Relative of Director | - | - |
| | Madhvi Gaur CFO | - | 0.32 |
| | Akriti Mahajan- Company Secretary | 1.31 | 1.26 |
| | Reimbursement of expenses payable | | |
| | Sanjay Gupta- Managing Director | | - |



Sanco Industries Limited

Notes to financial statements for the year ended March 31, 2022

(In Lakhs)

11 Trade Receivables

| | Non- Current | | Current | |
|---|-----------------------|--------------------------|--------------------------|--------------------------|
| | As at Mar 31, 2022 | As at Mar 31, 2021 | As at Mar 31, 2022 | As at Mar 31, 2021 |
| Trade Receivables | | | | |
| Secured, Considered Good | 3,104.27 | 2,623.24 | | 481.03 |
| *Unsecured, Considered Good | 1,634.75 | 816.64 | | 1,334.40 |
| Doubtful | 4,739.02 | 3,439.88 | - | 1,815.43 |
| Less : Allowance for bad & doubtful debts | - | - | | - |
| Total | 4,739.02 | 3,439.88 | - | 1,815.43 |

12 Bank Balances


| Particulars | Non- Current | | Current | |
|---|-----------------------|--------------------------|--------------------------|--------------------------|
| | As at Mar 31, 2022 | As at Mar 31, 2021 | As at Mar 31, 2022 | As at Mar 31, 2021 |
| On Deposit Accounts | - | - | 1.31 | 2.46 |
| Having Maturity Less than 3 Months | | | | |
| Having Maturity more than 3 Months but less than or equal to 12 months from date of deposit | | | | |
| Having Maturity more than 12 Months from date of deposit | | | | |
| Net Bank Balances | - | - | 1.31 | 2.46 |

13 Other Financial Assets

| Particulars | Non- Current | | Current | |
|---------------------------------|-----------------------|--------------------------|--------------------------|--------------------------|
| | As at Mar 31, 2022 | As at Mar 31, 2021 | As at Mar 31, 2022 | As at Mar 31, 2021 |
| Loans and Advances to Employees | | | 1.02653 | 1.75 |
| Advances to Suppliers | | | 230.9961975 | 1,340.43 |
| Interest Accrued on Deposits | | | | - |
| | - | - | 232.0227275 | 1,342.18 |

Deferred Tax Asset/ (Liability)- Net

| Particulars | As at Mar 31, 2022 | As at Mar 31, 2021 |
|---|-----------------------|--------------------------|
| Deferred Tax Liabilities | | |
| Differences in Written Down Value in Block of Fixed Assets as per Tax Books and Financial Books | | |
| Impact on Service concession arrangements accounting | | |



Borrowing cost amortization
Other comprehensive income
Gross Deferred Tax Liabilities

Deferred Tax Assets

Differences in Written Down Value in Block of Fixed Assets as per Tax Books and Financial Books

Impact of expenditure charged to the statement of profit and loss in the current year but allowed for tax purposes on payment basis

Other Timing Difference
Gross Deferred Tax Assets

Deferred Tax Asset/ (Liability)- Net

| | | |
|---|-------------|-------------|
| | | |
| | | |
| | | 3.33 |
| | | 5.34 |
| | 8.67 | 8.67 |
| Deferred Tax Asset/ (Liability)- Net | 8.67 | 8.67 |

15 Other Assets


| Particulars | Non- Current | | Current | |
|---|--------------------|--------------------|--------------------|--------------------|
| | As at Mar 31, 2022 | As at Mar 31, 2021 | As at Mar 31, 2022 | As at Mar 31, 2021 |
| Other Advances | | | | |
| Security Deposits | | 0.10 | 11.98434 | 6.41 |
| Prepaid Expense | | - | | 0.33 |
| Sales tax/Cenvat / Vat / Service Tax/Direct Tax Credit Receivable | | - | 10.10967 | 13.47 |
| GST Receivable | | - | 1.48 | 16.08 |
| Taxes Paid Under protest (Refer note 15) | | - | | |
| MAT Credit entitlement | | - | 2.18838 | 2.19 |
| Others Assets | | - | | 31.84 |
| Total | | 0.10 | 25.76239 | 70.31 |

16 Inventories

| Particulars | As at Mar 31, 2022 | As at Mar 31, 2021 |
|--|--------------------|--------------------|
| (At lower of cost and net realisable value unless otherwise stated) | | |
| Raw Materials | 1663.34782 | 1,543 |
| Finished Goods | 290.2814331 | 273 |
| Stock in Trade | | - |
| Total | 1953.629253 | 1,816.38 |

17 Cash and Cash Equivalents

| Particulars | As at Mar 31, 2022 | As at Mar 31, 2021 |
|-------------|--------------------|--------------------|
| | | |



Cash on Hand
Balances with Banks
-On Current Accounts

| | |
|-------|-------|
| 97.92 | 81.21 |
| | 3.80 |
| 97.92 | 85.00 |

18 Securities & Deposits

| Particulars | As at Mar 31, 2022 |
|--|-----------------------|
| FDR With CBI, Delhi A/c AETC,Nahan(0.15) | 15699 |
| FDR With SBI, Gzb (0.15) | 43555 |
| FDR With SBI, Gzb (0.25) | 74127 |
| FDR With SBI, Gzb for HP (0.15) | 39243 |
| FDR With UBI, Delhi (0.75) | 107960 |
| GST Deposit Against Appeal (Meerut) | 320400 |
| Power Installation Charges (HP) | 99200 |
| Security with HPSEB | 49600 |
| Security With HPSEBL, Paonta | 446400 |
| Security With Reliance JIO | 2250 |
| Total | 11,98,434 |



| Particulars | For the year ended March 2022 | For the year ended March 2021 |
|---|-------------------------------|-------------------------------|
| A. CASH FLOW FROM OPERATING ACTIVITIES | | |
| Profit / (Loss) before Tax | (83.51) | (2,332.80) |
| Profit on sale of Investment | - | - |
| Other comprehensive Income | - | - |
| Depreciation and Amortization | 30.62 | 37.75 |
| (Profit) / Loss on Sale of PPE, Intangible Assets and Investment Property | - | (12.14) |
| Interest Income | (0.04) | - |
| Interest Expenses | 0.03 | 7.52 |
| Cash Generated Before Working Capital Changes | (52.90) | (2,299.67) |
| Movement In Working Capital | | |
| Increase / (Decrease) in Assets | 1,521.99 | 3,076.75 |
| Increase / (Decrease) in Liabilities | (1,440.09) | (980.38) |
| Cash Generated From Operations | 29.00 | (203.30) |
| Direct Taxes Paid | - | - |
| Net Cash Flow From / (Used in) Operating Activities | 29.00 | (203.30) |
| B. CASH FLOW FROM / (USED IN) INVESTING ACTIVITIES | | |
| Purchase of PPE, Intangible Assets and Investment Property | (0.85) | 24.27 |
| Proceeds of PPE, Intangible Assets and Investment Property | - | 0 |
| Proceeds from Investments | (0.00) | - |
| Interest Income Received | 0.04 | - |
| Net Cash Flow From / (Used in) Investing Activities | (0.81) | 24.27 |
| C. CASH FLOW FROM / (USED IN) FINANCING ACTIVITIES | | |
| Proceeds from issue of share capital | 157.00 | 72.47 |
| Proceeds / (Repayment) of Long & Short Term Borrowings | (185.27) | (7.52) |
| Interest Paid | (0.03) | (7.52) |
| Net Cash Flow From / (Used in) Financing Activities | (28.29) | 64.95 |
| Net Increase / (Decrease) in Cash and Cash Equivalents (A+B+C) | (0.10) | (114.08) |
| Cash and Cash Equivalents at the beginning of the Period | (4,404.10) | (4,290.02) |
| Cash and Cash Equivalents at the end of the Period | (4,404.20) | (4,404.10) |
| Components of Cash and Cash Equivalents | | |
| Cash and cheques on Hand | 97.9240 | 81.21 |
| Balances with Banks | | |
| On Current accounts | | 3.80 |
| On Deposits accounts | 1.3080 | 2.46 |
| Bank Overdraft | (4,490.9810) | -4491.56 |
| Cash and cash Equivalent | (4,404.20) | (4,404.09) |

Notes


- The above results have been reviewed by the Audit Committee and approved by the Board of Directors at their respective meetings held on 28th/may/2022.
- The Statutory Auditors of the Company have conducted a "Limited Review" of the above Audited Financial Results for the quarter and year ended March 31, 2022.
 - The statutory auditor have expressed an qualified audit opinion on theses results.
 - Financial results for all the periods presented have been prepared in accordance with the recognition and measurement principles of IndAS notified under the Companies (India Accounting Standards) Rules, 2015.
 - As the company business activity fall within one segment viz. Manufacturing Business as per Ind AS 108, the disclosures requirements of Ind AS 108 of operating sigment is not applicable.
 - The company has not paid its disputed/undisputed statutory liability which is pending for more than 1 year with respect to Income Tax, central sales tax, ESIC and EPF.
 - The figures for the quarter ended March 31,2022 and the corresponding quarter ended in the previous year are the balancing figures between audited figures of the full financial year and published unaudited year to date figures upto the third quarter of the current and previous financial year respectively, which were subject to limited review.
 - Previous periods figures have been regrouped/rearranged wherever considered necessary to make them comparable with current period.

For K.G Sharma & Co.
Chartered Accountants
FRN: 005240N

CA S.K. Jain
Partner
Membership No. 089416

Date: 28/05/2022
Place: Delhi

UDIN: 22089416AJUX205057



For and on behalf of the Board of Directors
of Sanco Industries Limited

Sanjay Gupta
Managing Director
DIN: 00726005

Anurag Gupta
Chief Financial Officer

Abhishek Jain
Executive Director
DIN: 07432343

Akriti Mahajan
Company Secretary

Sanco Industries Limited
COMPANY NO:-L74899DL1989PLC035549
Statement of Audited Standalone Assets and Liabilities as at 31.03.2022

| Particulars | Standalone Audited | Standalone Audited |
|--|------------------------|------------------------|
| | As at 31st March' 2022 | As at 31st March' 2021 |
| I ASSETS | | |
| (1) Non-Current Assets | | |
| a) Property, Plant and Equipment | 144.48 | 174.25 |
| b) Capital Work-in-Progress | 2.99 | 2.99 |
| c) Financial Assets | | |
| Investments | 338.50 | 338.50 |
| Trade receivables | 4,739.02 | 3439.88 |
| d) Deferred Tax Assets (Net) | 8.67 | 8.67 |
| e) Other Non-Current Assets | | 0.10 |
| Total Non-Current Assets | 5,233.66 | 3964.39 |
| (2) Current assets | | |
| a) Inventories | 1,953.63 | 1,816.38 |
| b) Financial Assets | | |
| Trade receivables | | 1,815.43 |
| Cash and cash equivalents | 97.92 | 85.00 |
| Bank balances | 1.31 | 2.46 |
| Other financial assets | 232.02 | 1,342.18 |
| c) Current tax assets (Net) | | |
| d) Other Current Assets | 25.76 | 70.31 |
| Total Current Assets | 2,310.65 | 5,131.78 |
| TOTAL ASSETS | 7,544.31 | 9096.16 |
| II EQUITY AND LIABILITIES | | |
| Equity | | |
| a) Equity Share Capital | 1,308.20 | 1,151.20 |
| b) Other Equity | 151.06 | 234.57 |
| Total Equity | 1,459.26 | 1385.77 |
| Liabilities | | |
| Non-Current Liabilities | | |
| a) Financial Liabilities | | |
| Borrowings | 876.25 | 1,104.86 |
| Other Financial Liabilities | | 12.12 |
| b) Provisions | | 0.50 |
| c) Other Non-Current Liabilities | | 317.03 |
| Total Non-Current Liabilities | 876.25 | 1434.50 |
| Current Liabilities | | |
| a) Financial Liabilities | | |
| Borrowings | 4,713.44 | 4,670.10 |
| Trade payables | | |
| -Total Outstanding dues of MSME Creditor | 156.91 | 655.54 |
| -Total Outstanding dues of creditors other than MSME Enterprises | 11.15 | 570.86 |
| Other Financial Liabilities | 3.31 | 260.96 |
| b) Current tax Liabilities (Net) | | |
| c) Other current Liabilities | 323.98 | 118.44 |
| d) Provisions | | |
| Total Current Liabilities | 5,208.80 | 6275.90 |
| TOTAL EQUITY AND LIABILITIES | 7,544.31 | 9096.16 |

(0.00)

For K.G Sharma & Co.
Chartered Accountants
FRN: 005240N

CA S.K. Jain
Partner
Membership No. 089416

Date: 28/05/2022

Place: Delhi

UDIN: 22089416AJVx2Q5057



Sanjay Gupta
Managing Director
DIN : 00726005

Anurag Gupta
Chief Financial Officer

Abhishek Jain
Executive Director
DIN: 07432343

Akriti Mahajan
Company Secretary

Sanco Industries Limited
COMPANY NO:-L74899DL1989PLC035549
Statement of Audited Standalone Assets and Liabilities as at 31.03.2022

Rs. Lakhs

| Particulars | Standalone Audited | Standalone Audited | Standalone unaudited | Standalone Audited | Standalone Audited |
|--|------------------------|------------------------|-----------------------------------|--------------------------------|--------------------------------|
| | As at 31st March' 2022 | As at 31st March' 2021 | Quarter ended 31st December' 2021 | Quarter ended 31st March' 2022 | Quarter ended 31st March' 2021 |
| I ASSETS | | | | | |
| (1) Non-Current Assets | | | | | |
| a) Property, Plant and Equipment | 144.48 | 174.25 | 152.93 | 144.48 | 174.25 |
| b) Capital Work-in-Progress | 2.99 | 2.99 | 2.99 | 2.99 | 2.99 |
| c) Financial Assets | | | | | |
| Investments | 338.50 | 338.50 | 338.50 | 338.50 | 338.49546 |
| Trade receivables | 4,739.02 | 3439.88 | 3,289.05 | 4,739.02 | 3439.88 |
| d) Deferred Tax Assets (Net) | 8.67 | 8.67 | 8.67 | 8.67 | 8.67 |
| e) Other Non-Current Assets | | 0.10 | 0.10 | | 0.1 |
| Total Non-Current Assets | 5,233.66 | 3964.39 | 3,792.24 | 5,233.66 | 3,964.39 |
| (2) Current assets | | | | | |
| a) Inventories | 1,953.63 | 1,816.38 | 1,912.53 | 1,953.63 | 1,816.38 |
| b) Financial Assets | | | | | |
| Trade receivables | | 1,815.43 | 1,815.43 | | 1815.43 |
| Cash and cash equivalents | 97.92 | 85.00 | 85.62 | 97.92 | 85 |
| Bank balances | 1.31 | 2.46 | 24.74 | 1.31 | 2.46 |
| Other financial assets | 232.02 | 1,342.18 | 1,221.21 | 232.02 | 1,342.18 |
| c) Current tax assets (Net) | | | 3.61 | | |
| d) Other Current Assets | 25.76 | 70.31 | 119.94 | 25.76 | 70.31 |
| Total Current Assets | 2,310.65 | 5,131.78 | 5,183.08 | 2,310.65 | 5,131.78 |
| TOTAL ASSETS | 7,544.31 | 9096.16 | 8,975.32 | 7,544.31 | 9,096.16 |
| II EQUITY AND LIABILITIES | | | | | |
| Equity | | | | | |
| a) Equity Share Capital | 1,308.20 | 1,151.20 | 1,151.20 | 1,308.20 | 1151.2 |
| b) Other Equity | 151.06 | 234.57 | 228.79 | 151.06 | 234.57 |
| Total Equity | 1,459.26 | 1385.77 | 1379.99 | 1,459.26 | 1,385.77 |
| Liabilities | | | | | |
| Non-Current Liabilities | | | | | |
| a) Financial Liabilities | | | | | |
| Borrowings | 876.25 | 1,104.86 | 1,103.01 | 876.25 | 1104.86 |
| Other Financial Liabilities | | 12.12 | 11.46 | | 12.12 |
| b) Provisions | | 0.50 | 0.50 | | 0.5 |
| c) Other Non-Current Liabilities | | 317.03 | 317.03 | | 317.03 |
| Total Non-Current Liabilities | 876.25 | 1434.50 | 1,432.01 | 876.25 | 1,434.51 |
| Current Liabilities | | | | | |
| a) Financial Liabilities | | | | | |
| Borrowings | 4,713.44 | 4,670.10 | 4,596.58 | 4,713.44 | 4,670.10 |
| Trade payables | | | 1,105.47 | | |
| -Total Outstanding dues of MSME Creditor | 156.91 | 655.54 | | 156.91 | 655.54 |
| -Total Outstanding dues of creditors other than MSME Enterprises | 11.15 | 570.86 | | 11.15 | 570.86 |
| Other Financial Liabilities | 3.31 | 260.96 | 290.09 | 3.31 | 260.96 |
| b) Current tax Liabilities (Net) | | | 5.15 | | 0 |
| c) Other current Liabilities | 323.98 | 118.44 | 166.03 | 323.98 | 118.44 |
| d) Provisions | | | | | 0 |
| Total Current Liabilities | 5,208.80 | 6275.90 | 6,163.32 | 5,208.80 | 6,275.89 |
| TOTAL EQUITY AND LIABILITIES | 7,544.31 | 9096.16 | 8,975.32 | 7,544.31 | 9096.16 |

(0.00)

(0.00)

For K.G Sharma & Co.
Chartered Accountants
FRN: 005240N

CA S.K. Jain
Partner
Membership No. 089416

Date: 28/05/2022

Place: Delhi

UDIN: 22089416AJUX205057



For and on behalf of the Board of Directors
of Sanco Industries Limited

Sanjay Gupta
Managing Director
DIN :
00726005

Abhraj Gupta
Chief Financial Officer

Abhishek Jain
Executive Director
DIN: 07432343

Akriti Mahajan
Company Secretary

23 Long Term Borrowings

| Particulars | Non Current Portion | | Current Maturities | |
|--|--------------------------|--------------------------|--------------------------|--------------------------|
| | As at Mar 31, 2022 | As at Mar 31, 2021 | As at Mar 31, 2022 | As at Mar 31, 2021 |
| Rupee Term Loans | | | | |
| Secured | | | | |
| From Others (refer note (a)) | 0.00 | 160.32 | | |
| Unsecured | | | | |
| From Financial Institutions (refer note (b)) | 0.00 | 944.55 | | |
| From Banks | | | | |
| Hypothecation Loans - Secured | | | | |
| From Banks (refer note (c)) | 0.00 | | | |
| Loans and Advances from Related Parties | | | | |
| Unsecured | | | | |
| Rupee Term Loans - from Directors | 876.25 | | | |
| Net Amount | <u>876.25</u> | <u>1,104.86</u> | | |

- (a) Indian Rupee Loan from Financial Institutions payable on demand. The loan is secured against Keymen
(b) Indian Rupee Loan from various Financial Institutions. The loan is secured by personal guarantee of
(c) Hypothecation Loans are secured by hypothecation of specific Vehicles acquired out of such loans.

24 Trade payables

| Particulars | Non current | | Current | |
|--|--------------------------|--------------------------|--------------------------|--------------------------|
| | As at Mar 31, 2022 | As at Mar 31, 2021 | As at Mar 31, 2022 | As at Mar 31, 2021 |
| Trade Payables (including acceptances) | | | | 655.54 |
| (a) total outstanding dues of micro enterprises and small enterprises | - | - | 156,908,426 | |
| (b) total outstanding dues of creditors other than micro enterprises and small enterprises | - | - | 11,150,454 | 570.86 |
| | | | <u>168,058,880</u> | <u>1,226.40</u> |

25 Other financial liabilities

| Particulars | Non current | | Current | |
|---|--------------------------|--------------------------|--------------------------|--------------------------|
| | As at Mar 31, 2022 | As at Mar 31, 2021 | As at Mar 31, 2022 | As at Mar 31, 2021 |
| Current maturities long term borrowings | | | | 24.32 |
| Security Deposit | | | | 3.27 |
| Salaries and other benefits Payable | | | 1,91,591 | 178.34 |
| Other Payables | | 12.12 | 1,39,62,435 | 55.03 |
| Others - Related party | | | | |
| | | <u>12.12</u> | <u>3,31,21,535</u> | <u>260.96</u> |

26 Current Tax Liabilities (Net)

| Particulars | As at Mar 31, 2022 | As at Mar 31, 2021 |
|-------------------|--------------------------|--------------------------|
| Provision for Tax | | |
| Less: TDS and TCS | | |
| | | |

27 Provisions

| Particulars | Long Term | | Short Term | |
|--------------------------------|--------------------------|--------------------------|--------------------------|--------------------------|
| | As at Mar 31, 2022 | As at Mar 31, 2021 | As at Mar 31, 2022 | As at Mar 31, 2021 |
| Provision for Leave Encashment | 0 | 0.50 | 0 | |
| Provision for Gratuity | 0 | | 0 | |




| | | | |
|---------------------|---|------|---|
| Provision for Bonus | 0 | - | 0 |
| | 0 | 0.50 | 0 |

28 Other liabilities

| Particulars | Non current | | Current | |
|---------------------------------------|--------------------|--------------------|--------------------|--------------------|
| | As at Mar 31, 2022 | As at Mar 31, 2021 | As at Mar 31, 2022 | As at Mar 31, 2021 |
| Advance from Customers | - | - | 0 | 78.74 |
| Taxes Payable (Other than Income Tax) | - | - | - | 19.28 |
| Income Taxes Payable (Note 30) | 317.03 | 303.920974 | - | 0.35 |
| Employee Contributions Payable | - | - | 20.0588354 | 20.06 |
| | 317.03 | 323.97981 | | 118.44 |

29 Short Term Borrowings

| Particulars | As at Mar 31, 2022 | As at Mar 31, 2021 |
|---|--------------------|--------------------|
| Bank Overdraft | | |
| Cash Credits and Working Capital Demand Loan from Banks (Secured)* (Union Bank of India & South Indian Bank Cash Credit Limits - Secured against Other Loans repayable on demand) | 4490.98096 | 4,491.56 |
| Secured | | |
| From Financial Institutions (Secured against immovable property of Director) | 46.00 | 167.43 |
| Unsecured | | |
| From other (Inter corporate deposit) | 0 | 11.10 |
| *the company bank CC Accounts (South Indian and UBI) has become Non- | | |
| Secured | | |
| From Others against keyman policy | 176.46402 | - |
| Unsecured | | |
| from related party(Sanco Enterprises Pvt. Ltd.) | | |
| Loans and Advances from Related Parties | | |
| Unsecured | | |
| Rupee Term Loans - from promoters | | |
| | 4713.44488 | 4,670.10 |



Sanco Industries Limited
Notes to financial statements for the year ended March 31, 2022

20 Investment Property


| Particulars | LAND | BUILDING | TOTAL ASSETS |
|-----------------------------|----------|----------|--------------|
| Gross Block | | | |
| As at April 01, 2019 | - | - | - |
| Additions | - | - | - |
| Disposals | - | - | - |
| As at March 31, 2020 | - | - | - |
| Additions | - | - | - |
| Disposals | - | - | - |
| As at March 31, 2021 | - | - | - |
| Additions | - | - | - |
| Disposals | - | - | - |
| As at March 31, 2022 | - | - | - |
| Depreciation | | | |
| As at April 01, 2019 | - | - | - |
| Charged For the Period | - | - | - |
| On Disposals | - | - | - |
| As at March 31, 2020 | - | - | - |
| Charged For the Period | - | - | - |
| On Disposals | - | - | - |
| As at March 31, 2021 | - | - | - |
| Charged For the Period | - | - | - |
| On Disposals | - | - | - |
| As at March 31, 2022 | - | - | - |
| Net Block | | | |
| As at March 31, 2021 | - | - | - |
| As at March 31, 2022 | - | - | - |

21 Other Intangible Assets

| Particulars | | |
|-----------------------------|-------------|-------------|
| Gross Block | | |
| As at April 01, 2019 | 0.00 | 0.00 |
| Additions | 0.00 | 0.00 |
| Disposals | 0.00 | 0.00 |
| As at March 31, 2020 | 0.00 | 0.00 |
| Additions | 0.00 | 0.00 |
| Disposals | 0.00 | 0.00 |
| As at March 31, 2021 | 0.00 | 0.00 |
| Additions | 0.00 | 0.00 |
| Disposals | 0.00 | 0.00 |
| As at March 31, 2022 | 0.00 | 0.00 |
| Amortisation | | |
| As at April 01, 2019 | 0.00 | 0.00 |
| Amortised For the Period | 0.00 | 0.00 |
| On Disposals | 0.00 | 0.00 |
| As at March 31, 2020 | 0.00 | 0.00 |
| Amortised For the Period | 0.00 | 0.00 |
| On Disposals | 0.00 | 0.00 |
| As at March 31, 2021 | 0.00 | 0.00 |
| Amortised For the Period | 0.00 | 0.00 |
| On Disposals | 0.00 | 0.00 |
| As at March 31, 2022 | 0.00 | 0.00 |
| Net Block | | |
| As at March 31, 2021 | 0.00 | 0.00 |
| As at March 31, 2022 | 0.00 | 0.00 |

Note : Gross Block as on 01.04.2016 represents deemed cost (Gross Block - Accumulated Depreciation) as

| Capital Work In Progress | As at Mar 31, 2022 | As at Mar 31, 2021 |
|-------------------------------------|--------------------|--------------------|
| Intangible assets under development | 2.99 | 2.99 |
| | 2.99 | 2.99 |



Sanco Industries Limited

Notes to financial statements for the year ended March 31, 2022

(Rs. In Lakhs)

| 30 | Non Current Investments | As at Mar 31, 2022 | As at Mar 31, 2021 | As at Mar 31, 2022 | As at Mar 31, 2021 |
|-------------|--|--------------------------|--------------------------|--------------------------|--------------------------|
| Particulars | In Nos | In Nos | in Lakhs | in Lakhs | |
| I | Investment at Cost | | | | |
| A | Un-Quoted | | | | |
| | Investment in Equity Shares | | | | |
| | Investment in Subsidiary | | | | |
| (i) | Companies | 450,000 | 450,000 | 291.7737 | 291.77 |
| | (*Face value of US\$ 1 each) | | | | |
| | Total Equity Investment At Cost | 450,000.00 | 450,000.00 | 291.7737 | 291.77 |
| I | Un-Quoted Investments at Cost in Equity | 450,000.00 | 450,000.00 | 291.7737 | 291.77 |
| II | Investment at Fair Value through OCI | | | | |
| (i) | Investment in Mutual Funds | | | | |
| | Union Dynamic Bond Fund | | | - | - |
| | Total Mutual Funds Investment At Fair Value | | | - | - |
| (ii) | Other Investment | | | | |
| | LIC of India | | | 38.05748 | 38.06 |
| | Star Union Dai-ichi Life Insurance | | | 8.66428 | 8.66 |
| | Total Investment at Cost | | | 46.72176 | 46.72 |
| | Total Non Current Investments | | | 338.49546 | 338.50 |



31(A) RELATED PARTY DISCLOSURE

a) Name of Related parties and description of relationship

| Description of Relationship | Name |
|-----------------------------|---|
| Subsidiary company | - Sanjita Polymet Limited |
| Associates | - Sanco Enterprises Private Ltd - Superlink Polyfeb Ltd. |
| Key Management Personnel | - Rita Gupta (resigned as a whole time director w.e.f 20.06.2019) - Mansi Gupta (resigned as CFO w.e.f 15.10.2020) - Sanjay Gupta - Akriti Mahajan - Sidhant Gupta (resigned w.e.f 05.12.2019) - Saurabh Gupta - Sanjeev Kumar Jain(5 year Tenure completed) - Surender Kumar Gupta (resigned w.e.f 06.03.2020) - Anurag Gupta (appointed as CFO w.e.f 16.10.2020) - Sonu Kumari - Madhavi Gaur (resigned as CFO w.e.f. 30/06.2019) |
| Close family members of Key | - Anurag Gupta - Sanjay Gupta HUF - Shakuntala Gupta |

(B) Summary of related party transactions

| Particulars | Subsidiary company(ies) | | Entities controlled by Directors or their | | Key Management Personnel or their Relatives | |
|----------------------------|-------------------------|-----------------|---|-----------------|---|-----------------|
| | 31st March 2022 | 31st March 2021 | 31st March 2022 | 31st March 2021 | 31st March 2022 | 31st March 2021 |
| Transactions | | | | | | |
| Purchase of Goods | | | 41.14 | 12.17 | - | - |
| Sale Of Machinery | | | | | | - |
| Unsecured Loan Received | | | | | 113.00 | 724.55 |
| Unsecured Loan Repaid | | | | | 226.30 | 809.81 |
| Remuneration | | | | | - | - |
| Reimbursement of expenses | - | - | | | - | - |
| Rent paid | - | - | | | | - |
| Balance outstanding | | | | | | |
| Receivable | | | - | 49.74 | | - |
| Payables | 10.79 | 11.44 | - | 77.68 | 832.68 | 946.25 |



K.G. SHARMA & CO.

CHARTERED ACCOUNTANTS

MAIL ID: kgsharmafca@gmail.com

Ph. 011-43259087,9818156645

201,ANUPAM BHAWAN, COMMERCIAL COMPLEX, AZADPUR,DELHI-110033

SANCO INDUSTRIES LIMITED

Regd. Office : D-161, SURAJMAL VIHAR DELHI East Delhi DL 110092 IN

Statement on Impact of Audit Qualifications for the Financial Year ended March 31, 2022 on Standalone Financial Results

[See Regulation 33 of the SEBI (LODR) (Amendment) Regulations, 2016]

| (Amount in Lakhs.) | | | | |
|---------------------------|---|---|---|---|
| I | S. No. | Particulars | Audited Figures (as reported before adjusting for qualifications) | Adjusted Figures (audited figures after adjusting for qualifications) |
| | 1 | Turnover / Total Income | 73.05 | 73.05 |
| | 2 | Total Expenditure | 156.55 | 2282.62 |
| | 3 | Net Profit/(Loss) | -83.51 | -2209.57 |
| | 4 | Non Controlling Interest | | |
| | 5 | Profit attributable to owner | -83.51 | -2209.57 |
| | 6 | Earnings Per Share | -0.64 | -16.89 |
| | 7 | Total Assets | 7544.31 | 5909.56 |
| | 8 | Total Liabilities | 7544.31 | 5909.56 |
| | 9 | Net Worth | 1459.26 | -666.80 |
| | 10 | Any other financial item(s) (as felt appropriate by the management) | | |
| II(a) | Sanco Industries Limited <p>a. Details of Audit Qualification: company has not made any provision of interest of Rs. 13637633 & 35493920 with respect to CC A/C with south Indian Bank & Union Bank of India which has become Non Performing Asset as per banking rules & regulation Act 1949. Company has not created provision for doubtful debts amounting to Rs 1634.75 lacs which are long term outstanding receivables of the Company.</p> <p>Reproduce from Audit Report.</p> <p>b. Type of Audit Qualification : Qualified Opinion</p> <p>c. Frequency of qualification: First Time</p> <p>d. For Audit Qualification(s) where the impact is quantified by the auditor, Management's Views:</p> <p>1. The provision of interest has not been made due to the fact that account has been NON-Performing assets and as per RBI guidelines even the bank do not make any provision of interest in NPA Accounts. Also the Company is under process of settlement with bankers. Interest will be provided on actual basis when the settlement is finalized.</p> | | | |



2. Management is of the view that no provision is to be made against these long outstanding debts as it is due to the slowdown of business because of prevailing Covid conditions during last two years and the same are considered to be good and recoverable.

e. For Audit Qualification(s) where the impact is not quantified by the auditor:


(i) If management is unable to estimate the impact, reasons for the same: No such Qualification

(ii) Auditors' Comments on (i) or (ii) above:

II **Signatories:**

For KG Sharma & Co.
Chartered Accountants
Firm Registration No
FRN : 005240N

For SANCO INDUSTRIES LIMITED



Partner
Membership No.089416

CFO

Audit Committee Chairperson

Place :- New Delhi
Date :- 23/07/2022